

1960-1964 FORD CAR PARTS AND ACCESSORIES

TEXT CATALOG

Autolite 

AUTOLITE - FORD PARTS DIVISION

COPYRIGHT © 1969 - FORD MOTOR COMPANY • DEARBORN, MICHIGAN

GENERAL INFORMATION MODEL IDENTIFICATION	II
PAINT	1
SECTIONS 10-24 WHEELS, BRAKES	5
SECTIONS 30-46 FRONT SUSPENSION, STEERING REAR AXLE, DRIVE SHAFT	49
SECTIONS 50-54 FRAME EXHAUST SYSTEM, SPRINGS	121
SECTIONS 60-60.9 ENGINE	173
SECTIONS 70-75 MANUAL TRANSMISSION, CLUTCH	259
SECTIONS A70-A74 AUTOMATIC TRANSMISSION	321
SECTIONS 80-86.2 COOLING, GRILLE	387
SECTIONS 90-97 FUEL, CARBURETOR, ACCELERATOR	431
SECTIONS 100-120.4 GENERATOR, ALTERNATOR, STARTER, DISTRIBUTOR	610
SECTIONS 130-150 LAMPS, WIRING	707
SECTIONS 160-166 FENDER, HOOD	787
SECTIONS 170-190 SPEEDOMETER, WINDSHIELD WIPER, BUMPER, ACCESSORIES	815
BODY PARTS INDEX	903
BODY SECTIONS 000-100 BODY FRONT, FLOOR	925
BODY SECTIONS 200-300 SIDE, DOOR, PILLAR, QUARTER	979
BODY SECTIONS 400-500 BACK, LUGGAGE COMPARTMENT, TAILGATE	1083
BODY SECTIONS 600-620 SEATS	1156
SOFT TRIM	1195

MASTER PARTS AND ACCESSORIES CATALOG

FORM AF-7681

1960/64 PASSENGER CAR

AUTOLITE - FORD PARTS DIVISION

DISTRICT OFFICES

Atlanta (East Point, Ga.)	Dallas, Texas	Kansas City, Mo.	Philadelphia (Pennsauken, N.J.)
Boston (Natick, Mass.)	Denver, Colo.	Los Angeles (Pico-Rivera, Calif.)	Pittsburgh, Pa.
Charlotte, N.C.	Des Moines, Iowa	Memphis, Tenn.	Richmond, Va.
Chicago (Melrose Park, Ill.)	Detroit (Livonia, Mich.)	New Orleans (Arabia, La.)	Salt Lake City, Utah
Cincinnati, Ohio	Houston, Texas	New York (Teterboro, N.J.)	San Francisco (Richmond, Calif.)
Cleveland, Ohio	Jacksonville, Fla.	Oklahoma City, Okla.	Seattle, Washington
			Twin City (Minneapolis, Minn.)

INDEX FOR GENERAL INFORMATION SECTION

Abbreviations	XVII, XVIII
Autolite Sales Part Numbers	VI
Basic Body Parts Numbering System	III
Body Type Codes	IV
Catalog Formats	V
Catalog Model Codes	IV
District Offices.....	II
Ford Basic Group Numbers and Related Catalog Section Numbers.....	VIII
FoMoCo Basic Part Numbering.....	IX, X, XI
General Instructions	II
How to Order Parts	VII
Major Group Index	VIII
Model Identification Section.....	V, XIX
Model Year Application	IV
Parts Identification	V
Part Name Index (Body & Chassis).....	VIII
Procedure for using Catalog	VII
Quick Reference Index	I
Section, Group and Basic Numbers	III
Soft Trim	VI
Standard and Utility Hardware.....	V
Symbol (Explanation of ★).....	IV

PATENT or WARRANTY PLATE CODES

Assembly Plant	XIV
Body Color (refer to Paint Section)	
Body Series Codes.....	XIV
Body Type Codes	XV, XVI
Diagrams and Explanation	XII, XIII
District	XVI
Engine Codes & Horsepower Rating	XV
Model Year	XIV
Months of the Year	XVI
Rear Axle Ratio.....	XVII
Transmission Type	XVII
Trim Scheme (refer to Soft Trim Section)	

GENERAL INSTRUCTIONS

This Ford Car Master Parts Catalog contains replacement parts and accessories information for the Ford, Fairlane, Thunderbird and Falcon passenger cars for the model years 1960 through 1964. This "Text" catalog is to be used in conjunction with "Illustration" catalog, Form AF-7682.

The driver's side is the left hand side of the vehicle and should govern in determining such parts as fenders, lamps, etc. as to whether a part is right or left hand.

Refer to the Index above for a listing of the various items appearing in the General Information Section.

SECTION, GROUP and BASIC NUMBERS

For greater convenience this catalog is divided into specific sections; such as brakes, front suspension, engine, transmission, etc. For example, FRONT SUSPENSION appears in section 30, STEERING in section 35, REAR AXLE in section 40, etc. The applicable exploded illustrations are contained in separate sections which are related to the text section numbers. For example STEERING illustrations appear in Illustration Section 35 of the "Illustrations" Catalog, Form AF-7682.

The basic part number groups and the section numbers under which each is listed are shown on page number VII of this general information section.

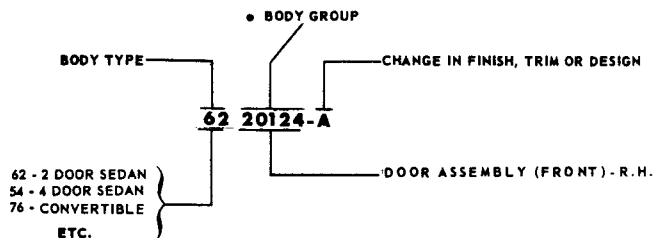
The basic part number groups shown on page VII have been expanded as shown in the Charts on pages IX, X, XI to provide for additional groups to accommodate new lines. In numerical listings, expanded numbers will be considered to follow the same sequence as the regular basic numbers from which they are expanded and are arranged in Catalogs as follows.

3538
3C538
3634
3A634

Illustrations contain basic group numbers only, therefore, it is necessary to refer to the basic group within this "text" catalog for complete applicable part numbers.

BASIC BODY PARTS NUMBERING SYSTEM

FOLLOWING IS A DIAGRAM OF THE BASIC BODY PARTS NUMBERING SYSTEM



- These five digits comprise the Body Group Numbers as used throughout each body parts section.

A complete group index of body parts has been included at the beginning of the body area. The index is divided into areas of the car in alphabetical sequence; see the first page of the Body Index Section.

EXPLANATION OF SYMBOL ★

- ★ Symbol indicates part is not supplied for service due to the following:
- a. Part is superseded and replaced as indicated in the description column of text.
 - b. Part can be improvised as indicated in the description column of text.
 - c. Due to its function there would be little or no demand.

Note: Always refer to the description column of the text for possible substitution, or for material specifications and dimensions which may be helpful in obtaining the non-serviced part locally.

CATALOG MODEL CODES

(A) Ford (B) Fairlane (62/) (S) Thunderbird (X) Falcon
(A) Fairlane (60/61)

BODY TYPE CODES

Most body parts and some chassis parts are identified by Body Type Codes. A complete listing of body type codes is shown on pages XIV, XV of this General Information Section. Similar body types are identified by the same code number; the body type suffix is used to identify a particular body type. For instance, in 1960/61 the body type code 58 was used as follows:

<u>Body Type Code</u>	<u>Body Type</u>
58A	Fairlane "500" 4 Door Sedan
58E	Fairlane 4 Door Sedan
58F	Custom "300" 4 Door Sedan

Body type codes (less suffix) are shown in the model column of the catalog text or with illustrations titles when all body types of a related group are affected. For example, when body type code 58 is shown, it includes 58A, 58E and 58F.

MODEL YEAR APPLICATION

Model year application is indicated by showing the first year followed by a diagonal line to indicate continued usage in all subsequent years until the insertion of the last year of usage, which will then be inserted after the diagonal line. If no diagonal line is shown the part is applicable only to the year shown.

Example:

60/ indicates part used 1960 through 1964 in this catalog and for subsequent years as indicated in the 1965/ catalog.
61/63 indicates part used 1961 through 1963 model years.
62 indicates part used 1962 model year only.

CATALOG FORMATS

Various formats are used throughout this catalog to coincide with the normal procedure for selecting the affected part numbers. Most areas of the catalog use a format arranged in the order shown below:

Column

- 1 Model year
- 2 Type of vehicle or equipment within a specific model year
- 3 Description, size, etc.
- 4 No. required per vehicle
- 5 Complete part number

Formats peculiar to a particular area of the catalog are generally self explanatory. When necessary, instructions are shown at the beginning of the affected group. For instance, the various charts and parts list method of cataloging in the Carburetor Section are explained on Page 469 of Section 95.

PARTS IDENTIFICATION

To assist in the identification of various parts and major assemblies, identification numbers are shown on the parts themselves or on tags or plates attached to selected major assemblies. Reference to identification numbers is made throughout the catalog, and cross reference charts are provided in some areas to facilitate the selection of the service part number when the identification number is known. It is most important that identification tags and plates be retained with the part or assembly with which they are originally furnished.

MODEL IDENTIFICATION SECTION

Following this General Information Section is a Model Identification Section which includes pictures of the various car lines by model year. This section is provided to assist in the identification of a vehicle when the patent or warranty plate information is not readily available.

STANDARD and UTILITY HARDWARE

Standard and utility hardware, such as bolts, screws, fittings, etc. are listed below the part with which they are used. To facilitate the stocking and handling of standard and utility parts by Ford dealers, locator codes are preassigned by Ford Motor Company. The locator codes are shown in parentheses immediately following or below the standard and utility part numbers. For an example, refer to Body Section 030, Page 941, Group 03086. The part number for a No. 8 x 1" cross recess oval head screw is 52376-S13 and the locator code is U296. In the catalog this item will be shown as 52376-S13 (U296).

AUTOLITE SALES PART NUMBERS - LOCATOR CODES

To facilitate the stocking and handling of those service parts which are assigned both Parts and Accessories Part Numbers and Autolite Sales Part Numbers, the Autolite Sales Part Numbers are shown in parentheses immediately following or below the Parts and Accessories Part Numbers.

For example, refer to Section 96, Page 593, Group 9601. The Parts and Accessories Part Number for a carburetor air cleaner element used on a 1962 Ford with a 6 cylinder 223 C. I. D. engine is C3VY 9601-A and the Autolite Sales part number is FA-4. In the catalog this item will be shown as C3VY 9601-A (FA-4).

SOFT TRIM

Soft Trim parts are arranged in separate sections according to year, that is 1960, 1961 etc. The colored upholstery swatches must be retained from your loose leaf catalog as these have not been included in this publication.

The Soft Trim Sections include only those items which were available for service at the time of printing. Items not shown in the catalog must be improvised or procured locally. Use the following instructions in order to locate the appropriate Soft Trim part numbers.

SOFT TRIM PARTS for ALL MODELS Consists of:

- (1) Parts cataloged by color (e.g. Groups 02344-5, 24346-7, etc.).
- (2) Parts cataloged by trim code (e.g. Groups 23942-3, 62900, etc.).
- (3) Miscellaneous parts (e.g. Groups 47042, 63501, etc.).

PARTS CATALOGED BY COLOR:

- (1) Identify Model, Body Type and Color of desired part.
- (2) Determine Group Number of part.
- (3) Locate appropriate color listed at top of page.
- (4) Match color with model and body type to select desired part number.

FOR EXAMPLE: Should a Black Front Floor Mat (Group 13000-1) be desired for a 1960 Falcon -

- (1) Refer to Group 13000-1
- (2) Read list of colors above title to find "Black"
- (3) Read down to find "X"
- (4) Part number shown is CODZ 6413000 and suffix in "Black" column is EAB.

PARTS CATALOGED BY TRIM CODE:

- (1) Identify Model, Body Type and Trim Code.
- (2) Determine Group Number of part.
- (3) Locate appropriate Trim Code (listing of Trim Codes precedes each body type).
- (4) Match Model and Body with Trim Code to select part number.

FOR EXAMPLE: Should a Front Seat Cushion Cover (Group 62900) be required for a 1964 Ford, Body Type 54E, Trim Code 32 -

- (1) Refer to Group 62900
- (2) Read down to locate A(54E)
- (3) Read Trim Codes (listed numerically) to find Trim Code 32
- (4) Part number shown is C4AZ 6262900 and suffix listed is ADA.

PROCEDURE FOR USING CATALOG

Following is a recommended procedure for using this catalog.

Should an inquiry be received for a rear brake carrier plate for a 1963 Thunderbird, use the following steps.

- A. Refer to the Quick Reference Index on the cover of this catalog. The index shows that parts for Wheels and Brakes are shown in Section 10 through 24 of this catalog. The first section (10) in this group will contain an alphabetical index.
- B. Refer to the Alphabetical Index at the beginning of Section 10 under heading "Brake System"; find name "Plate (rear carrier)". The group number will be shown as 2211-12.
- C. Refer to group 2211-12 and locate the year 1963 in the column head "Year". Refer then to column headed "Model" for "S" which indicates Thunderbird. The part number will be shown as C3SZ 2211-A for right hand and C3SZ 2212-A for left hand.

In the event the proper nomenclature is in doubt, an alternate method of locating basic part number would be as follows.

- A. Refer to the Quick Reference Index on the cover of the Illustration Catalog. The index shows that parts for Wheels and Brakes are shown in Section 10 through 24 of the Illustration Catalog. The first section (10) in this group will contain an index for all illustrations in Sections 10 through 24.
- B. Refer to the Illustration Index at the beginning of Section 10 under heading "Front and Rear Brakes" and find the illustration applicable to rear brakes for 1963 Thunderbird. (Page 49).
- C. Refer to the illustration on page 49 and identify the proper part. It will show a Group number of 2211-12.
- D. Refer to Group 2211-12 and locate the year 1963 in the column headed "Year". Refer then to column headed "Model" for "S" which indicates Thunderbird. The part number will be shown as C3SZ 2211-A for right hand and C3SZ 2212-A for left hand.

HOW TO ORDER PARTS

When ordering parts, always give the complete part number.

In the event the part number is not known, the following information should be included.

- A. Complete description of part.
- B. Model year and body type
- C. Dimension, number of teeth, size, etc.; if possible rough sketch of part.
- D. If applicable to engine, transmission, axle, steering, etc.; specify type; such as 390 cubic inch, Fordomatic, Power Steering, etc.
- E. Advise how shipment is to be made - Freight, Express, Air, Parcel Post.

MAJOR GROUP INDEX (Alphabetically Listed)

Below are various major groups appearing in the Chassis and Body Sections of this catalog. An alphabetical index covering the service details and related parts for each major group of the Chassis parts area of this catalog is listed at the beginning of the section indicated below. A separate Body Index Section is shown at the beginning of the Body parts area of this catalog. In addition, a Quick Reference Index is shown on the cover.

CHASSIS PARTS INDEX							
GROUP	SECTION	GROUP	SECTION	GROUP	SECTION	GROUP	SECTION
Accelerator Linkage	90	Fenders	160	Linkage (steering)	30	Stabilizer	50
Air Conditioner	170	Frame	50	Manifold	90	Steering Gear	30
Alternator	100	Front Suspension	30	Mirrors	170	Steering Linkage	30
Axle (rear)	30	Fuel Pump	90	Paint	Paint	Suspension (front)	30
Battery	100	Fuel System	90	Pump (fuel)	90	Tachometer	170
Brake System	10	Gear Shift	70	Pump (water)	80	Tank (fuel)	90
Bumpers	170	Generator	100	Radiator	80	Tools	170
Carburetor	90	Grille	80	Radio	170	Thermactor	170
Carrier (wheel)	10	Heater	170	Rear Axle	30	Transmission (auto.)	A70
Clutch	70	Hood	160	Regulator (voltage)	100	Transmission (manual)	70
Cooling System	80	Horns	130	Shaft (drive)	30	Voltage Regulator	100
Distributor	100	Ignition System	100	Shift (gear)	70	Water Pump	80
Drive Shaft	30	Instrument Cluster	100	Shock Absorber	170	Wheels	10
Engines	60	Jack	170	Speed Control	90	Windshield Washer	170
Exhaust System	50	Lamps	130	Speedometer	170	Windshield Wiper	170
Fan	80	Linkage (accelerator)	90	Springs	50	Wiring	130

BODY PARTS INDEX							
GROUP	SECTION	GROUP	SECTION	GROUP	SECTION	GROUP	SECTION
Back	*	Door (front)	*	Instrument Panel	*	Seat (auxiliary)	*
Body Assembly	*	Door (rear)	*	Luggage Compartment	*	Seat (front)	*
Body Side	*	Floor	*	Package Tray	*	Seat (rear)	*
Console Panel	*	Front	*	Quarter	*	Top (folding)	*
Center Pillar	*	Glove Compartment	*	Roof	*	Windshield	*

FORD BASIC GROUP NUMBERS and RELATED CATALOG SECTION NUMBERS

A more detailed listing of the basic group numbers, their related expansion numbers and functional areas is shown on the next three pages

CHASSIS PARTS BASIC GROUP NUMBER	CATALOG SECTION NO.	CHASSIS PARTS BASIC GROUP NUMBER	CATALOG SECTION NO.	CHASSIS PARTS BASIC GROUP NUMBER	CATALOG SECTION NO.	BODY PARTS BASIC GROUP NUMBER	BODY SECTION NO.
1000 - 1999	10	3.03 - 1963/	70.4	10000 - 10299	100	00000 - 02999	000
2000 - 2199	20	D/4/S - 1962/	70.5	10300 - 10599	103, 103.1	03000 - 04199	030
2200 - 2299	22	F/4/S - 1964/	70.6		thru 103.5	04200 - 09999	042
2300 - 2399	23	W/4/S - 1960/	70.7	10600 - 10999	106	10000 - 19999	100
2400 - 2999	24	Manual Trans. - linkage, etc. -		11000 - 11999	110, 110.1	20000 - 20999	200
3000 - 3499	30	7000 - 7299	71		thru 110.3	21000 - 21999	210
3500 - 3599	35	7300 - 7400	73	12000 - 12999	120	22000 - 22999	220
3600 - 3999	36, 37	7500 - 7999	75	Dist. Parts Lists	120 thru	23000 - 23999	230
4000 - 4599	40	Automatic trans. Parts Lists -			120, 4	24000 - 25999	240
4600 - 4999	46	Ident. & Appl. Chart	A70	13000 - 13399	130	26000 - 26999	260
5000 - 5199	50	F/M/2 - 1960/64	A70.2	13400 - 13699	134	27000 - 27999	270
5200 - 5299	52	C/M - 1960/	A70.3	13700 - 13999	137	28000 - 28999	280
5300 - 5399	53	C4 - 1964/	A70.4	14000 - 14399	140	29000 - 29499	290
5400 - 5999	54	Automatic Trans. - linkage, etc.		14400 - 14499	144	29500 - 29999	295
6000-6898 Engine I.D. Chart	60	7000 - 7199	A71	14500 - 14999	145	30000 - 39999	300
6 cyl. 1.144, 170, 200	60.1	7200 - 7399	A72	15000 - 15999	150	40000 - 41999	400
6 cyl. 223	60.2	7400 - 7999	A74	16000 - 16099	160	42000 - 42999	420
8 Cyl. 221, 260, 289, 289 Spl.	60.3	8000 - 8499	80	16100 - 16599	161	43000 - 43999	430
8 cyl. 292	60.4	8500 - 8599	85	16600 - 16999	166	44000 - 49999	440
8 Cyl. 352, 390 & SPECIALS	60.6	8600 - 8999	86	17000 - 17299	170	50000 - 50999	500
8 cyl. 406, 427	60.7	9000 - 9299	90	17300 - 17399	173	51000 - 51999	510
8 cyl. 430	60.9	9300 - 9399	93	17400 - 17599	175	52000 - 52999	520
Manual trans. Parts	Lists-	9400 - 9499	94	17600 - 17999	176	53000 - 59999	530
Ident. & Appl. Chart	70	9500 - 9599	95	18000 - 18399	180	60000 - 60999	600
2.77 - 1960/	70.1	CARBURETOR PARTS LISTS	95.1 thru 95.22	18400 - 18999	184	61000 - 61999	610, 615, 617
2 15/16 - 1960/62	70.2	CARB. KIT COMPONENTS	95A	19000 - 19999	190	62000 - 69999	620
O/D - 1960/	70.3	9600 - 9699	96	70000 - 79999	A70.1 thru A70.5	00000 - 69999	SOFT TRIM - By MODEL YEAR
		9700 - 9999	97			(AS APPLICABLE)	

* For complete Body Index refer to Page 903.

FORD MOTOR COMPANY BASIC PART NUMBERING

CHASSIS, ENGINE and ELECTRICAL BASIC NUMBER SERIES

BASIC PART NO. SERIES	BASIC SERIES EXPANSION	PARTS WHICH QUALIFY BY FUNCTIONAL AREA	BASIC PART NO. SERIES	BASIC SERIES EXPANSION	PARTS WHICH QUALIFY BY FUNCTIONAL AREA
1000-1250	1A000-1A250	Wheels, hubs, and drums	13000-13299	13A000-13A299	Headlamps & parking lamps
1251-1349	1A251-1A349	Open numbers	13000-13399	13A300-13A399	Turn signal
1350-1499	1A350-1A499	Spare wheel carrier	13400-13699	13A400-13A699	License, tail, and stop lamps
1500-1724	1A500-1A724	Tires and tubes	13700-13799	13A700-13A799	Courtesy, dome and instrument lamps and switches
1725-1999	1A725-1A999	Open numbers			
2000-2874	2A000-2A874	Brakes	13800-13949	13A800-13A949	Horn
2875-2999	2A875-2A999	Air compressor	13950-13999	13A950-13A999	Open numbers
3000-3499	3A000-3A499	Front axles and front suspensions	14000-14689	14A000-14A689	Wiring and circuit breakers, terminals and connectors, window regulator, fuse panel
3500-3776	3A500-3A776	Steering gear and steering wheel			Seat regulator (electrical)
3777-3999	3A777-3A999	Open numbers	14690-14724	14A690-14A724	Junction boxes and electric conduit
4000-4999	4A000-4A999	Rear axle and driveshaft and coupling shaft	14725-14999	14A725-14A999	Clocks & cigar lighter
		Frame and brackets	15000-15074	15A000-15A074	Lamp assy. - cluster
5000-5149	5A000-5A149	*	15075-15114	15A075-15A114	*
5150-5199	5A150-5A199		15115-15199	15A115-15A199	
5200-5299	5A200-5A299	Muffler, exhaust pipes, and brackets			
5300-5350	5A300-5A350	Front springs	15200-15399	15A200-15A399	Road & spotlamps
5351-5416	5A351-5A416	Sub-frame (for cab mounting)	15400-15489	15A400-15A489	Lamp assy. - marker
5417-5454	5A417-5A454	Open numbers	15490-15579	15A490-15A579	Lamp assy. back up & utility
5455-5481	5A455-5A481	Front springs-clips, studs, and bushings	15580-15599	15A580-15A599	Lamp assy. - Police flasher
			15600-15649	15A600-15A649	*
5482-5499	5A482-5A499	Stabilizer and attaching parts	15650-15655	15A650-15A655	Map lamp
5500-5515	5A500-5A515	Front spring covers	15656-15699	15A656-15A699	Top control
5516-5999	5A516-5A999	Rear springs and attaching parts	15700-15724	15A700-15A724	Engine compartment lamp
6000-6899	6A000-6A899	Engine and mounts	15725-15759	15A725-15A759	Commercial pump motors
6900-6944	6A900-6A944	*			Note: Not used Passenger Car, Truck & Industrial Engines
6945-6999	6A945-6A999	Eng. installation & dress-up kits	15760-15799	15A760-15A799	Open numbers
7000-7999	7A000-7A999	Transmission and clutch	15800-15849	15A800-15A849	Lamp assy. - transmission control selector indicator
8000-8499	8A000-8A499	Radiator and grille parts			Parking brake signal
8500-8599	8A500-8A599	Water pumps	15850-15874	15A850-15A874	Open numbers
8600-8669	8A600-8A669	Fan and brackets	15875-15899	15A875-15A899	
8670-8999	8A670-8A999	Open numbers			
9000-9423	9A000-9A423	Fuel tank, gauges, pumps & lines	15900-15999	15A900-15A999	*
9000-9269	9A000-9A269	Fuel tank, gauges, pumps & lines	16000-16299	16A000-16A299	Front fender, aprons & shields
9424-9499	9A424-9A499	Manifold, clamps, thermostats etc.	16300-16449	16A300-16A449	Rear fenders
9500-9699	9A500-9A699	Carburetors & air cleaners	16450-16549	16A450-16A549	Running boards and brackets
9700-9899	9A700-9A899	Thermostatic choke, acc. spark & throttle control rods	16550-16579	16A550-16A579	Splash shields
			16580-16599	16A580-16A599	Open numbers
9900-9999	9A900-9A999	*	16600-16999	16A600-16A999	Hood, brackets and controls
10000-10399	10A000-10A399	Generators & alternators	17000-17149	17A000-17A149	Tools
10400-10499	10A400-10A499	Open numbers	17150-17249	17A150-17A249	Open numbers
10500-10649	10A500-10A649	Generator regulator	17250-17384	17A250-17A384	Speedometer and tachometer
10650-10837	10A650-10A837	Batteries & ammeters	17385-17399	17A385-17A399	Open numbers
10838-10999	10A838-10A999	Instrument cluster & controls	17400-17674	17A400-17A674	Wipers and washers
11000-11529	11A000-11A529	Starting motor & starter switch	17675-17748	17A675-17A748	Rear view mirrors
11530-11568	11A530-11A568	Open numbers	17749-17999	17A749-17A999	Front and rear bumpers and stone deflectors
11569-11619	11A569-11A619	Ignition switch			
11620-11644	11A620-11A644	Open numbers	18000-18199	18A000-18A199	Shock absorbers
11645-11688	11A645-11A688	Lighting switch	18200-18241	18A200-18A241	*
11689-11999	11A689-11A999	Open numbers	18242-18699	18A242-18A699	Heaters
12000-12427	12A000-12A427	Coil, distributor & spark plugs	18700-18799	18A700-18A799	Air brakes
12428-12449	12A428-12A449	Open numbers	18800-19499	18A800-19A499	Radio
12450-12499	12A450-12A499	Engine governor	19500-19549	19A500-19A549	Miscellaneous Accessories
12500-12999	12A500-12A999	Open numbers	19550-19999	19A550-19A999	Air conditioners

* This series has become inactive and parts qualifying will be identified with part numbers from a more appropriate series.

BODY BASIC NUMBERS and CORRESPONDING FUNCTIONS

BASIC PART NO. SERIES	BASIC SERIES EXPANSION	PARTS WHICH QUALIFY BY FUNCTIONAL AREA	BASIC PART NO. SERIES	BASIC SERIES EXPANSION	PARTS WHICH QUALIFY BY FUNCTIONAL AREA
00000-00099	000A00-000A99	Body assy. & trim sets	25900-25999	259A00-259A99	Open
00100-00399	001A00-003A99	Front end assembly	26000-26199	260A00-261A99	Rear door reinforcement
01400-01499	014A00-014A99	Ventilating ducts & valves	26200-26399	262A00-263A99	Rear door glass frame
01500-01599	015A00-015A99	Brake pedal support	26400-26699	264A00-266A99	Rear door lock & handles
01600-01799	016A00-017A99	Dash assembly	26700-26799	267A00-267A99	Open
01800-01999	018A00-019A99	Ventilating ducts & valves	26800-26899	268A00-268A99	Rear door hinge
02000-02699	020A00-026A99	Cowl & front body pillar	26900-26999	269A00-269A99	Open
02700-02899	027A00-028A99	Open	27000-27299	270A00-272A99	Rear door check & regulator
02900-02999	029A00-029A99	Body front tie bow braces, etc.	27300-27399	273A00-273A99	Rear door regulator vacuum lift
03000-03999	030A00-039A99	Windshield assembly	27400-27699	274A00-276A99	Rear door trim
04000-04249	040A00-042A99	Visor assembly	27700-28099	277A00-280A99	Quarter & quarter panel assy.
04250-04399	042A50-043A99	Front belt rail inst. panel assy.	28100-28399	281A00-283A99	Quarter lock pillar
04400-04599	044A00-045A99	Panel assy. -instr. panel details	28400-28499	284A00-284A99	Open
04600-04799	046A00-047A99	Cigar lighter assy. & instr. cluster	28500-28699	285A00-286A99	Quarter header & frame
			28700-28799	287A00-287A99	Quarter belt rail
04800-04899	048A00-048A99	Ash receptacle assy.	28800-28999	288A00-289A99	Open
04900-05999	049A00-059A99	Open	29000-29199	290A00-291A99	Quarter window garnish mldg.
06000-06199	060A00-061A99	Glove compt. assy.	29200-29599	292A00-295A99	Quarter reinf. braces & brkts.
06200-09999	062A00-099A99	Open	29600-29999	296A00-299A99	Quarter window, glass & channel
10000-10999	100A00-109A99	Floor side & cross members	30000-30199	300A00-301A99	Quarter glass run & regulator
11000-11099	110A00-110A99	Underbody assy.	30200-30299	302A00-302A99	Quarter vent. window
11100-11499	111A00-114A99	Floor pan assy, silencers & pads	30300-30699	303A00-306A99	Qtr. window regulator & frame
11500-11799	115A00-117A99	Floor board assy.	30700-30799	307A00-307A99	Quarter arm rest ash receptacle
11800-11999	118A00-119A99	Open	30800-30999	308A00-309A99	Open
12000-12099	120A00-120A99	Floor board riser	31000-31499	310A00-314A99	Quarter trim assy. & assist loop
12100-12299	121A00-122A99	Floor trans. cover dust sealer	31500-31599	315A00-315A99	Open
12300-12599	123A00-125A99	Open	31600-31899	316A00-318A99	Qtr. arm rest assy.
12600-12699	126A00-126A99	Floor skid strip	31900-31999	319A00-319A99	Quarter panel spare wheel compt.
12700-12999	127A00-129A99	Open	32000-32199	320A00-321A99	Open
13000-13199	130A00-131A99	Floor mat & carpet	32200-32399	322A00-323A99	Side slats-trim sticks-anti-squeaks
13200-13299	132A00-132A99	Floor scuff plate			
13300-13499	133A00-134A99	Open	32400-32499	324A00-324A99	Quarter folding compt. -pkg.
13500-13599	135A00-135A99	Floor tool box	32500-39999	325A00-399A99	Open
13600-13799	136A00-137A99	Open	40000-40199	400A00-401A99	Back door & luggage compartment
14000-14199	140A00-141A99	Member assy. body side frt. & rr.	40200-40399	402A00-403A99	Tail gate & back panel assy.
14200-14299	142A00-142A99	Sill assy. -floor pan cross front	40400-40499	404A00-404A99	Lift gate
14300-19999	143A00-199A99	Open	40500-40599	405A00-405A99	Open
20000-20799	200A00-207A99	Body side and front door	40600-40699	406A00-406A99	Luggage compt. door panel
20800-21099	208A00-210A99	Front door garnish mldg.	40700-40799	407A00-407A99	Tail gate panel assy.
21100-21299	211A00-212A99	Front door reinforcement	40800-40999	408A00-409A99	Back door & tail gate frame assy.
21300-21399	213A00-213A99	Open	41000-41099	410A00-410A99	Back door pillar fillers
21400-22399	214A00-223A99	Front door glass, lock & frame	41100-41199	411A00-411A99	Open
22400-22499	224A00-224A99	Front door handles	41200-41299	412A00-412A99	Deck pillar group
22500-22599	225A00-225A99	Open	41300-41399	413A00-413A99	Luggage compt. & lift gate door header
22600-22699	226A00-226A99	Front door handles-inside	41400-41599	414A00-415A99	Open
22700-22799	227A00-227A99	Open	41600-41699	416A00-416A99	Tail gate framing
22800-22899	228A00-228A99	Front door hinge	41700-41899	417A00-418A99	Back belt rail
22900-22999	229A00-229A99	Front door ventilating window	41900-41999	419A00-419A99	Back door glass & framing
23000-23399	230A00-233A99	Front door dovetail & regulator	42000-42299	420A00-422A99	Back window glass & frame assy.
23100-23499	231A00-234A99	Front door & window regulators	42300-42499	423A00-424A99	Back window garnish moulding
23500-23499	234A00-235A99	Front door check	42500-42599	425A00-425A99	Back door finish strip-mouldings
23600-23699	236A00-236A99	Open	42600-42699	426A00-426A99	Tail gate cross finish strip
23700-24199	237A00-241A99	Front door trim & arm rest	42700-42899	427A00-428A99	Luggage compt. hinge assy. - lamp assy.
24200-24299	242A00-242A99	Hydraulic window operating			
24300-24599	243A00-245A99	Center pillar assy.	42900-42999	429A00-429A99	Back door hinge & reinf. assy.
24600-24999	246A00-249A99	Rear door assy. & panels	43000-43099	430A00-430A99	Tail gate hinge assy.
25000-25099	250A00-250A99	Rear door frame & pillar assy.	43100-43199	431A00-431A99	Back door & tail gate lock
25100-25399	251A00-253A99	Rear door header & bottom	43200-43399	432A00-433A99	Luggage compt. lock assy.
25400-25899	254A00-258A99	Rear door glass & garnish mldg.			

BODY BASIC NUMBERS and CORRESPONDING FUNCTIONS - continued

BASIC PART NO. SERIES	BASIC SERIES EXPANSION	PARTS WHICH QUALIFY BY FUNCTIONAL AREA	BASIC PART NO. SERIES	BASIC SERIES EXPANSION	PARTS WHICH QUALIFY BY FUNCTIONAL AREA
43400-43499	434A00-434A99	Back door handle assembly	55000-55199	550A00-551A99	Top luggage carrier
43500-43699	435A00-436A99	Luggage comp. locking handle	55200-55999	552A00-559A99	Open
43700-43899	437A00-438A99	Back door & lugg. compt. w/strip	60000-60024	600A00-600A24	Front seat complete-less trim
43900-43999	439A00-439A99	Tail gate bumper & dowel	60025-60049	600A25-600A49	Rear seat assy. - opera seat assy.
44000-44099	440A00-440A99	Back window regulator assy.	60050-60099	600A50-600A99	Front & rear seat assy.
44100-44199	441A00-441A99	Back door check assy.	60100-60124	601A00-601A24	Driver's seat adjustment
44200-44299	442A00-442A99	Luggage compt. lid support	60125-60199	601A25-601A99	Rear & deck seat-back assy.
44300-44399	443A00-443A99	Open	60200-60299	602A00-602A99	Driver's seat back assy. comp.
44400-44599	444A00-445A99	Tail gate support	60300-60499	603A00-604A99	Front seat cushion frame assy.
44600-44699	446A00-446A99	Back reinforcement brackets	60500-60799	605A00-607A99	Rear, aux. & opera cushion framing
44700-44799	447A00-447A99	Back door reinf.	60800-61299	608A00-612A99	Front seat cushion & back frame
44800-45099	448A00-450A99	L/compt. opening & tail gate reinf.	61300-61399	613A00-613A99	Rear seat back frame
45100-45199	451A00-451A99	Luggage compt. drain trough	61400-61499	614A00-614A99	Rear seat side pillar-front seat side board
45200-45399	452A00-453A99	Back trim & curtain	61500-61599	615A00-615A99	Rear seat side panel
45400-45599	454A00-455A99	Luggage compt. trim			
45600-45699	456A00-456A99	Luggage tool compartment			
45700-45799	457A00-457A99	Luggage comp. partition board	61600-61699	616A00-616A99	Front seat back panel
45800-45899	458A00-458A99	Luggage compt. shelf board	61700-62099	617A00-620A99	Front seat adjusting
45900-45999	459A00-459A99	Luggage compt. lamp assy.	62100-62499	621A00-624A99	Front & rear seat back reinf.
46000-46099	460A00-460A99	Compartment pkg. compartment	62500-62599	625A00-625A99	Driver & passenger seat suppt. - rear seat legs
46100-46199	461A00-461A99	Tool compartment	62600-62799	626A00-627A99	Front seat floor rest toe guard
46200-46299	462A00-462A99	Deck step	62800-62899	628A00-628A99	Front seat back robe cord
46300-46399	463A00-463A99	Back door trim			front seat back ash receptacle
46400-46499	464A00-464A99	Luggage compartment trim	62900-63199	629A00-631A99	Front seat cushion cover-center seat opera seat cushion
46500-46999	465A00-469A99	Package tray	63100-63199	631A00-631A99	Front, center, opera & rear seat cushion springs
47000-47299	470A00-472A99	Spare wheel compartment	63200-63499	632A00-634A99	Seat cushion pad, facing & end pipe
47300-47999	473A00-479A99	Open	63500-63699	635A00-636A99	Cushion button & welt binding
48000-48099	480A00-480A99	Rear rack assy.			
48100-49999	481A00-499A99	Open			
50000-50299	500A00-502A99	Roof & top assy.			
50300-50799	503A00-507A99	Folding top parts	63700-63799	637A00-637A99	Front seat side carpet
50800-51299	508A00-512A99	Roof reinforcement retainers	63800-63899	638A00-638A99	Rear & deck seat cushion cover
51300-51399	513A00-513A99	Roof rail assembly	64000-64099	640A00-640A99	Driver's seat rear cover
51400-51599	514A00-515A99	Top bow assy. & dome lamp-brackets & attaching parts	64200-64399	642A00-643A99	Partition window operating mech.
51600-51699	516A00-516A99	Roof rib & slats	64400-64599	644A00-645A99	Front seat back cushion cover
51700-51799	517A00-517A99	Roof drip & finish moulding	64600-64699	646A00-646A99	Seat back, pad & division frame
51800-51899	518A00-518A99	Roof partition	64700-64899	647A00-648A00	Front & center seat spring & pad
51900-52299	519A00-522A99	Roof headlining & support	64800-64999	648A00-649A99	Front, center & opera seat pad, cardboard & cover
52300-52499	523A00-524A99	Roof binding & cardboard	65000-65099	650A00-650A99	Front seat back facing
52500-52599	525A00-525A99	Top back curtain	65100-65199	651A00-651A99	Front seat back trim rail
52600-52699	526A00-526A99	Open	65200-65299	652A00-652A99	Front seat back cushion welt & moulding
52700-52999	527A00-529A99	Top deck & slide quarter	65300-65399	653A00-653A99	Front seat back wadding
53000-53099	530A00-530A99	Top stack-toggle	65400-65499	654A00-654A99	Front seat back misc. trim-hassock assy.
53100-53199	531A00-531A99	Top landau-folding pillar			
53200-53399	532A00-533A99	Top back curtain & hyd. mech.	65500-65599	655A00-655A99	Front seat back bellows
53400-53499	534A00-534A99	Top curtain container	65600-65999	656A00-659A99	Open
53500-53699	535A00-536A99	Top side curtain front & rear	66000-66099	660A00-660A99	Pedestal seat
53700-53799	537A00-537A99	Top covers, pads and retainers	66100-66599	661A00-665A99	Open
53800-53899	538A00-538A99	Quarter curtain	66600-66899	666A00-668A99	Rear & deck seat back cover, pad & spring
53900-54299	539A00-542A99	Folding top & back stay pad	66900-67099	669A00-670A99	Rear seat cardboard & facing
54300-54399	543A00-543A99	Roof pads & wadding-silencers	67100-67199	671A00-671A99	Rear seat back arm rest cover
54400-54499	544A00-544A99	Top dust hood & container	67200-67299	672A00-672A99	Rear seat arm rest
54500-54599	545A00-545A99	Open	67300-67599	673A00-675A99	Rear seat silencer & heelboard
54600-54799	54600-547A99	Folding top compt. & w/strip			
54800-54899	548A00-548A99	Top hold down strap			
54900-54999	549A00-549A99	Roof ventilator			

IMPORTANT: AS EACH INDIVIDUAL EXPANSION SERIES BECOMES EXPANDED OF NUMBERS, ANOTHER SERIES WILL BE ESTABLISHED BY USE OF THE NEXT ALPHABETICAL EXPANSION LETTER SUCH AS 'B' thru 'Z'.

TYPICAL PATENT PLATE - 1960/62

The Patent Plate is located on the left front body pillar on Galaxie and Thunderbird models and on the lock face of left front door on Fairlane and Falcon passenger models. The rating plate for Falcon bus models is attached to the left front door hinge pillar.

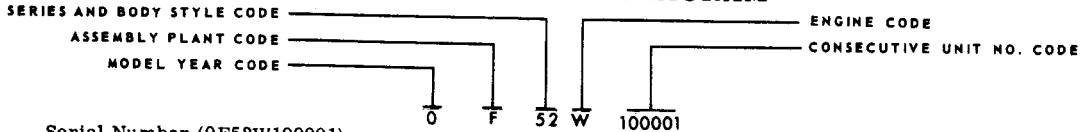
The following diagram of the Patent Plate specifies, in the Serial Number: the Model Year, Assembly Plant, Series and Body Style, Engine Type and numerical sequence of assembly.

Indicated in the body specifications are the Body Type, Exterior Paint Color, Trim Scheme, Production Date, Transmission Type and Rear Axle Ratio.

IMPORTANT: Always furnish appropriate Patent Plate information and DSO number if applicable when ordering parts not listed in the Catalog. On 1962 models if the unit is built on a DSO, FSO or PAO (special orders) the complete order number will appear in the DSO space.

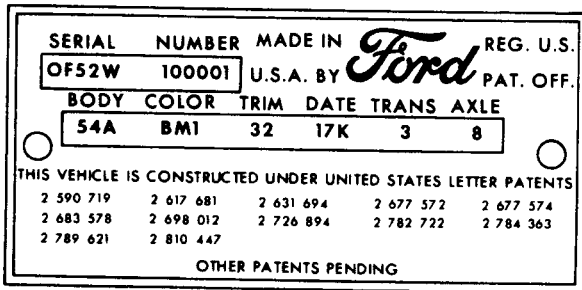
The Falcon bus models are cataloged with the Econoline Series. Rating plate information concerning Falcon bus models will be found in the General Information section of the Truck Master Parts Catalog Form AF 7636-A.

PATENT PLATE DIAGRAM



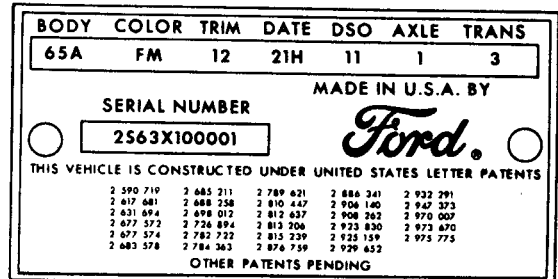
Serial Number (0F52W100001)

- "0"---- 1960 Model
- "F"---- Assembled at Dearborn Plant
- "52"---- Galaxie Series--4 Door Sedan
- "W"---- 8 Cyl. OHV Engine--292 C. I. D.--2-Venturi carb.
- "100001"---- First vehicle assembled during Model Year



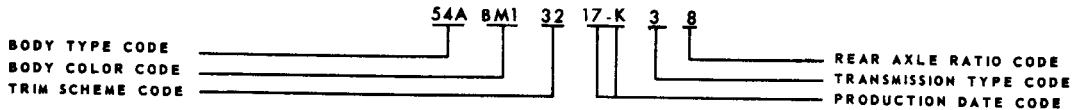
1960 - 61

P-3154



1962

P-3708



Style and Body Specifications (54A - BM1 - 32 - 17K - 3 - 8)

- "54A"---- Galaxie - 4 Door Sedan
- **"BM1"---- Kingston Blue lower body, Corinthian White upper body- Conventional two-tone
- ***"32"---- First digit "3" represents material - vinyl and body cloth. Second digit "2" represents color - blue
- "17"---- Seventeenth Day of Month
- "K"---- Month of year - October
- "3"---- Fordomatic (2 speed) Transmission
- "8"---- Rear Axle Ratio of 2.91 to 1
- ▲"11"---- District code number

* When vehicle is two-toned the lower body color code will appear first in the Paint Color Code space. Numerals following the Color Code are for Company information.

** When a trim deviation is used and is not serviced a numerical suffix is added to the Trim Code, ie, (32-1, 32-2). If the trim deviation is serviced an alphabetical suffix is added to the Trim Code, ie, (32A, 32B).

▲ Beginning in 1962, District Code Number will appear in D. S. O. space for all units including regular production.

TYPICAL WARRANTY PLATE - 1963/

The Warranty Plate is located on the Lock Face of left Front Door on all Passenger and Falcon Bus Models.

The following diagram of the Warranty Plate specifies, in the Vehicle Data Line: the Body Type, Exterior Paint Color, Trim Scheme, Production Date, District Code and D.S.O. Numbers, Rear Axle Ratio and Transmission Type.

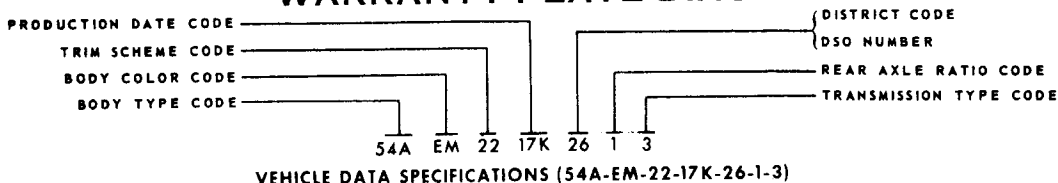
Indicated in the Vehicle Warranty Number Line, formerly "Serial Number", are: the Model Year, Assembly Plant, Series and Body Type, Engine Type and Numerical Sequence of Assembly.

IMPORTANT:

The District Code Number will appear in DSO space for all Units including regular production. Always furnish appropriate Warranty Plate information and DSO Number, if applicable, when ordering parts not listed in the Catalog. If the Unit is built on DSO, FSO or LPO (Special Orders) the complete Order Number will appear in the DSO space in addition to the District Code Number.


The Falcon Bus Models are cataloged with the Econoline Series. Warranty Plate information concerning these vehicles will be found in the General Information Section of the Truck Master Parts Catalog, Form AF 7636-A.

WARRANTY PLATE DIAGRAM

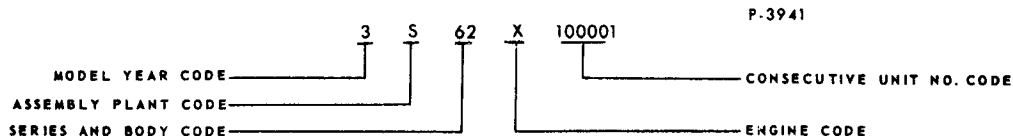


- " 54A" ---- Galaxie - 4 Door Sedan
- " EM" ---- Viking Blue lower body, Corinthian White upper body - Conventional two-tone (When vehicle is two-toned the lower body color code will appear first. Numerals following the color Code are for Company information)
- " 22" ---- First digit "2" represents material - Gleam broadcloth and Crush Vinyl. Second digit "2" represents color - medium Blue. (When a trim deviation is used and is not serviced a numerical suffix is added to the Trim Code, ie, (22-1, 22-2). If the trim deviation is is serviced an alphabetical suffix is added to the Trim Code, ie, (22A, 22B).
- " 17K" ---- Seventeenth Day of Month - October
- " 26" ---- Washington District (and DSO number when applicable)
- " 1" ---- Rear Axle Ratio of 3.00 to 1 (Alpha Code for Equa-lock Axles)
- " 3" ---- Fordomatic (2 speed) Transmission

Black Background Plate Identifies a Unit Painted with M30J (Non-Acrylic) Enamel. (Solid Color Unit or the Lower Body Color when Unit is Two-Tone.)



Grey Background Plate Identifies a Unit Painted with M32J (Acrylic) Enamel. (Solid Color Unit or the Lower Body Color when Unit is Two-Tone.)



VEHICLE WARRANTY NUMBER (SAME AS FORMER SERIAL NUMBER) (*3562X100001*)

- " * * " ---- Asterisks precede and follow the complete Warranty Number to prevent unauthorized addition of numbers or symbols.
- " 3" ---- 1963 Model
- " S" ---- Assembled at Pilot Plant
- " 62" ---- (6) Galaxie 500 Series, (2)-4 Door Sedan
- " X" ---- 8 cyl. OHV Engine--352 C.I.D. --2 Venturi carburetor
- " 100001" ---- First Galaxie Series vehicle assembled at Pilot Plant during Model Year

PATENT or WARRANTY PLATE

EXTERIOR PAINT BODY COLOR CODES

(Refer to Paint Section)

TRIM SCHEME CODES

(Refer to Soft Trim Section)

MODEL YEAR CODES

Code 0....1960

Code 1.... 1961

Code 2.... 1962

Code 3 1963

Code 4....1964

ASSEMBLY PLANT CODES

CODE	ASSEMBLY PLANT	CODE	ASSEMBLY PLANT	CODE	ASSEMBLY PLANT	CODE	ASSEMBLY PLANT
A	Atlanta	G	Chicago	M	Memphis	U	Louisville
B	Oakville	H	Lorain	N	Norfolk	W	Wayne
C	Chester	J	Los Angeles	P	Twin Cities	X	St. Thomas
D	Dallas	K	Kansas City	R	San Jose	Y	Wixom
E	Mahwah	L	Long Beach (60/65)	S	Pilot Plant	Z	St. Louis
F	Dearborn			T	Metuchen		

ENGINE ASSEMBLY PLANT CODES

ENGINE CODE	ENGINE PLANT	ENGINE CODE	ENGINE PLANT
C	Cleveland	E	Ensate - Canada

BODY SERIES CODES

CODE	YEAR 19—	DESCRIPTION	CODE	YEAR 19—	DESCRIPTION
(A) FORD 1960/ (Includes 1960/61 FAIRLANE)					
31	60/61	2 Door Sedan	62	62/	4 Door Sedan
32	60/61	4 Door Sedan	63	62/63	2 Door Hardtop
33	60	2 Door Sedan	64	60/61	4 Door Station Wagon (6 Passenger)
41	60/61	2 Door Sedan	64	62/63	4 Door Hardtop
42	60/61	4 Door Sedan	64	64/	4 Door Hardtop (Fastback)
51	60/	2 Door Sedan	65	62/	Convertible
52	60/	4 Door Sedan	66	60/61	4 Door Station Wagon (9 Passenger)
53	60/61	2 Door Hardtop	66	63/	2 Door Hardtop
53	63/	2 Door Sedan	67	61	4 Door Station Wagon (6 Passenger)
54	60/61	4 Door Hardtop	67	62/63	2 Door Hardtop
54	63	4 Door Sedan	68	60/61	4 Door Station Wagon (9 Passenger)
55	60/61	Convertible	68	63/64	2 Door Hardtop (Fastback)
57	61	2 Door Hardtop	69	60/61	2 Door Station Wagon
60	63/	4 Door Hardtop	69	62/	Convertible
61	60/61	2 Door Station Wagon	71	62	4 Door Station Wagon (6 Passenger)
61	62/64	2 Door Sedan	72	62/	4 Door Station Wagon (6 or 10 Passenger)
62	60/61	4 Door Station Wagon	76	62/	4 Door Station Wagon (6 or 10 Passenger)
			78	62/	4 Door Station Wagon (9 or 10 Passenger)
(B) FAIRLANE 1962/					
31	62/	2 Door Sedan	43	63/	2 Door Hardtop
32	62/	4 Door Sedan	47	62/	2 Door Hardtop
41	62/	2 Door Sedan	48	63/	4 Door Station Wagon
42	62/	4 Door Sedan	49	63/	4 Door Station Wagon
(S) THUNDERBIRD 1960/					
71	60/61	2 Door Hardtop	85	62/	Convertible
73	60/61	Convertible	87	62/	2 Door Hardtop
83	62/	2 Door Hardtop	89	62/63	Convertible
(X) FALCON 1960/					
01	63/	2 Door Sedan	16	63/	4 Door Sedan
02	63/	4 Door Sedan	17	61/62	2 Door Sedan
11	60/62	2 Door Sedan	17	63/	2 Door Hardtop
11	64/	2 Door Hardtop	19	63/	2 Door Sedan
12	60/62	4 Door Sedan	21	60/	2 Door Station Wagon
12	64	Convertible	22	60/	4 Door Station Wagon
13	64	2 Door Hardtop	23	63	2 Door Station Wagon
14	64	Convertible	26	62/	4 Door Station Wagon
15	63/	Convertible	27	60/	Ranchero
			29	61/	Sedan Delivery

PATENT or WARRANTY PLATE

ENGINE CODES and HORSEPOWER RATINGS

(Used in conjunction with engine identification tag codes shown in Section 60, pages 176 & 177).

CODE	ENGINE		CARB.	REMARKS	HORSEPOWER					CODE	ENGINE		CARB.	REMARKS	HORSEPOWER						
	CYL.	C.I.D.			1960	1961	1962	1963	1964		CYL.	C.I.D.			1960	1961	1962	1963	1964		
B	6	223	1V	Police				138	138	R	8	427	8V	Special				425	425		
B	8	406	4V	Special						S	6	144	1V				85	85	85	85	85
C	8	289	2V				385	385		T	6	200	1V							116	116
E	6	223	1V	Taxi			135	135		U	6	170	1V					101	101	101	101
F	8	260	2V					164	164	V	6	223	1V				135	135	135	135	138
G	8	406	6V	Special				405	405	W	8	292	2V	Standard			175	175	175		
J	8	430	4V	Auto. Trans.	375					X	8	352	2V	Special			220	220	220	220	
K	8	289	4V	Special				271	271	X	8	352	4V	Power Option							250
L	8	221	2V				145	145		Y	8	352	4V	Power Option	300						
M	8	390	6V	Special			400	400		Y	8	352	4V	Special	360						
P	8	390	4V	Police			330	330		Z	8	390	4V				300	300	300	300	
Q	8	390	4V	Special			375			Z	8	390	4V	Special			375				
Q	8	427	4V	Special				410	410	Z	8	390	6V	Special			400				

BODY TYPE CODES

CODE	YEAR 19-	DESCRIPTION	CODE	YEAR 19-	DESCRIPTION
(A) FORD 1960/ (Includes 1960/61 FAIRLANE)					
54A	60/61	Galaxie 4 Door Sedan	64F	60	Fairlane 2 Door Sedan
54A	62/	Galaxie "500" 4 Door Sedan	64G	60	Fairlane 2 Door Sedan (Business Coupe)
54B	62/63	Galaxie 4 Door Sedan	64H	60/61	Custom "300" 2 Door Sedan
54B	64/	Custom "500" 4 Door Sedan	65A	61	Galaxie 2 Door Hardtop
54E	63	Custom "300" 4 Door Sedan	65A	62/63	Galaxie "500" 2 Door Hardtop
54E	64/	Custom 4 Door Sedan	65B	62/63	Galaxie "500XL" 2 Door Hardtop
57B	64/	Galaxie "500" 4 Door Hardtop (Fastback)	71A	62/	Country Squire (9 or 10 Passenger)
57C	64	Galaxie "500XL" 4 Door Hardtop	71B	62/	Country Sedan (6 Passenger)
58A	60/61	Fairlane "500" 4 Door Sedan	71C	62/	Country Sedan (9 or 10 Passenger)
58E	60/61	Fairlane 4 Door Sedan	71D	62	4 Door Ranch Wagon (6 Passenger)
58F	60/61	Custom "300" 4 Door Sedan	71E	60/61	Country Sedan (9 Passenger)
59C	60/61	2 Door Ranch Wagon	71E	62/	Country Squire (6 Passenger)
59E	60/61	2 Door Commercial Ranch Wagon (Courier)	71F	60/61	Country Sedan (6 Passenger)
62A	60/61	Galaxie 2 Door Sedan	71G	60/61	Country Squire (6 or 9 Passenger)
62A	62/64	Galaxie "500" 2 Door Sedan	63		
62B	62/63	Galaxie 2 Door Sedan	71H	60/61	4 Door Ranch Wagon (6 Passenger)
62B	64/	Custom "500" 2 Door Sedan	71H	63	Country Squire (9 Passenger)
62E	63	Custom "300" 2 Door Sedan	71J	61	Country Squire (6 Passenger)
62E	64/	Custom 2 Door Sedan	75A	60/61	Galaxie 4 Door Hardtop
63A	60/61	Galaxie 2 Door Hardtop (Starliner)	75A	62/63	Galaxie "500" 4 Door Hardtop
63B	63/	Galaxie "500" 2 Door Hardtop	75C	63	Galaxie "500XL" 4 Door Hardtop
63C	63/64	Galaxie "500 XL" 2 Door Hardtop (Fastback)	76A	62/	Galaxie "500" Convertible
64A	60/61	Fairlane "500" 2 Door Sedan	76B	60/61	Galaxie Convertible
			76B	62/	Galaxie "500XL" Convertible

(B) FAIRLANE 1962/

54A	62/	4 Door Sedan	65B	63/	"500" 2 Door Sport Coupe
54B	62/	"500" 4 Door Sedan	71B	63/	Custom Ranch Wagon
62A	62/	2 Door Sedan	71D	63/	Ranch Wagon
62B	62/	"500" 2 Door Sedan	71E	63/	Squire
62C	62	"500" 2 Door Sport Coupe	71G	63	Squire
65A	63/	"500" 2 Door Hardtop			

(S) THUNDERBIRD 1960/

S(63A)	60/	2 Door Hardtop	S(76A)	60/	Convertible
S(63B)	62/	2 Door Hardtop (Vinyl Roof)	S(76B)	62/63	Convertible (Sports Roadster)

PATENT or WARRANTY PLATE

BODY TYPE CODES - continued

CODE	YEAR 19__	DESCRIPTION	CODE	YEAR 19__	DESCRIPTION
(X) FALCON 1960/					
54A	63/	4 Door Sedan (Bench)	64A	60/62	2 Door Sedan (Bench)
54B	63/	Futura 4 Door Sedan	64C	62	Futura 2 Door Sedan (Bucket)
54D	64	4 Door Sedan (Deluxe)	66A	60/	Ranchero (Bench)
58A	60/62	4 Door Sedan (Bench)	66B	63/	Deluxe Ranchero (Bench)
59A	60/	2 Door Station Wagon	66H	64/	Deluxe Ranchero (Bucket)
59B	63	Deluxe 2 Door Station Wagon	71A	60/	4 Door Station Wagon
62A	63/	2 Door Sedan (Bench)	71B	62	4 Door Squire
62B	63/	Futura 2 Door Sedan (Bench)	71B	63/	Futura 4 Door Station Wagon
62C	62	Futura 2 Door Sedan (With Thunderbird Roof)	71C	63/	4 Door Squire
62C	63/	2 Door Sedan (Bucket)	71D	63	4 Door Super Deluxe Squire
62D	64/	2 Door Sedan (Deluxe-Bench)	76A	63	Convertible (Bench)
63B	63/	Futura 2 Door Hardtop (Bench)	76A	64/	Convertible (6 cyl. -Bench)
63C	63	Futura 2 Door Hardtop (Bucket)	76B	63	Convertible (Bucket)
63C	64/	2 Door Hardtop (6 cyl. -Bucket)	76B	64/	Convertible (6 cyl. -Bucket)
63D	64/	2 Door Hardtop (8 cyl. -Bucket)	76D	64	Futura Convertible (8 cyl. -Bucket)
63E	64	2 Door Hardtop (8 cyl. -Bench)	76E	64	Futura Convertible (8 cyl. -Bench)
63H	64	Futura 2 Door Hardtop (Bucket)	78A	61/	Sedan Delivery
			78B	63/	Deluxe Sedan Delivery

BODY COLOR CODE
(Refer to Paint Section)

TRIM SCHEME CODE
(Refer to Soft Trim Section)

MONTHS OF THE YEAR CODES

CODE	MONTH - FIRST YEAR	CODE	MONTH - FIRST YEAR	CODE	MONTH - SECOND YEAR	CODE	MONTH - SECOND YEAR
A	January	G	July	N	January	U	July
B	February	H	August	P	February	V	August
C	March	J	September	Q	March	W	September
D	April	K	October	R	April	X	October
E	May	L	November	S	May	Y	November
F	June	M	December	T	June	Z	December

DISTRICT CODES

CODE	DISTRICT	CODE	DISTRICT	CODE	DISTRICT	CODE	DISTRICT
11	Boston	34	Indianapolis	53	Kansas City	75	Phoenix
13	New York	35	Lansing	54	Omaha	83	Government
15	Newark	37	Buffalo	55	St. Louis	84	Home Office Reserve
16	Philadelphia	38	Pittsburgh	56	Davenport	85	American Red Cross
17	Washington	41	Chicago	61	Dallas	89	Transportation Services
21	Atlanta	42	Fargo	62	Houston	90	Thru Export
22	Charlotte	43	Milwaukee	63	Memphis	99	
24	Jacksonville	44	Twin Cities	64	New Orleans	FORD OF CANADA	
25	Richmond	45	Davenport	65	Oklahoma City	B1	Central
27	Cincinnati	46	Indianapolis	71	Los Angeles	B2	Eastern
28	Louisville	47	Cincinnati	72	San Jose	B3	Atlantic
32	Cleveland	51	Denver	73	Salt Lake City	B4	Midwestern
33	Detroit	52	Des Moines	74	Seattle	B6	Western
						B7	Pacific

PATENT or WARRANTY PLATE

REAR AXLE CODES

WITH LOCKING DIFFERENTIAL			WITH LOCKING DIFFERENTIAL		
CODE	YEAR	RATIO	CODE	YEAR	RATIO
A	60/61	3.56	F	61	3.00
	62/	3.00		62	3.56
				64/	2.80
B	60/61	3.89	G	62/	3.80
	62/64	3.10			
C	60/61	3.10	H	61	2.91
	62/	3.20		62/	3.89
D	62/	3.25	I	63/ (Falcon)	4.00
E	62/	3.50		63/ (Ford, Fairlane)	4.11

WITH NON-LOCKING DIFFERENTIAL			WITH NON-LOCKING DIFFERENTIAL		
CODE	YEAR	RATIO	CODE	YEAR	RATIO
1	60/61	3.56	6	60	3.22
	62/	3.00		61	3.00
2	60/61	3.89		62	3.56
	62/64	3.10		64/	2.80
3	60/61	3.10	7	62/	3.80
	62/	3.20			
4	60	3.78	8	60/61	2.91
	61	4.00		62/	3.89
	62/	3.25	9	60	3.70
5	61	3.20		62/ (Falcon)	4.00
	62/	3.50		62/ (Ford, Fairlane)	4.11
			J	60/61	3.50

TRANSMISSION CODES

CODE	YEAR	TYPE	CODE	YEAR	TYPE
1	60/	3 Speed Manual Shift	5	60/	4 Speed Manual Shift
2	60/	Overdrive	6	64/	C4 Automatic (XP)
3	60/64	Fordomatic (2 speed)	C	60	Fordomatic (3 speed)
4	60/	Cruise-O-Matic			

ABBREVIATIONS

2/b or 2/v.....2 barrel	abs.....absorber	blk.....block
3/T or 3/S/T.....3 speed trans.	accel.....accelerator	brg.....bearing
3 or 4/S/T.....3 or 4 speed trans.	adj.....adjustment	brkr.....breaker
4/b or 4/v.....4 barrel	alt.....alternator	brkt.....bracket
4/T or 4/S/T.....4 speed trans.	altnr.....alternating	bus.....business
6/b or 6/V.....6 barrel	alum.....aluminum	
8/b or 8/V.....8 barrel		
A/C.....air conditioner	amp.....ampere	C/CW.....counter clockwise
AR.....As Required	approx.....approximately	C. I. D.....cubic inch displacement
A/S.....air suspension	assy.....assembly	C/L.....Customline
A/T orautomatic transmission	attach.....attached	C/M.....cruise-o-matic
auto. trans.		C. P. or cp.....candle power
		C/W.....clockwise
		C4.....Type of auto. trans.

ABBREVIATIONS

carb..... carburetor
Chg/L..... Change level
clstr..... cluster
c/member..... crossmember
col..... column

com..... compressor
compt..... compartment
con..... control
cond..... conditioning
conn..... connecting

c/pin..... cotter pin
c/shaft..... crankshaft
ctr..... center
cvr. or cov. cover
cyl..... cylinder

D/4/S..... Dagenham 4 speed
def..... defroster
defl..... deflector
dla. or diam..... diameter
diff..... differential
disp..... displacement
dist..... distributor

E/H/D..... Extra Heavy Duty
elec..... electric
em/re..... emission reduction
eng..... engine
equal..... equalizer
exh..... exhaust
ext..... external

F/L..... Fairlane
F/M..... Fordomatic
F/M/2..... Fordomatic 2 speed

F-1..... Ford 1 barrel carb.
F-2..... Ford 2 barrel carb.
F-4..... Ford 4 barrel carb.
F/4/S..... Ford 4 speed

fdr..... fender
fill..... fillister
flex..... flexible
flr..... floor
frt..... front
ft..... foot
f/wheel..... flywheel

gen..... generator
gov..... governor
gr..... gear

H-1..... Holley 1 barrel carb.
H-2..... Holley 2 barrel carb.
H-4..... Holley 4 barrel carb.

H/D..... heavy duty
HP..... horsepower
hd..... head
hex..... hexagon
hsg..... housing
htr..... heater
hyd..... hydraulic

I. D..... inside diameter
ident..... identification
ign..... ignition
Imco..... Improved Combustion
Emission Control System
indic..... indicator
instru..... instrument
int..... internal
inter..... intermediate
I/P..... integral power steering

L. H..... left hand
lb..... pound
lt. /frame..... light weight frame
lub..... lubricator
l/washer or l/w..... lockwasher
lwr..... lower

M/S..... manual steering
M/L..... Mainline
man..... manifold
med..... medium
mldg..... moulding
M/T..... manual transmission
mtd..... mounted
mtg..... mounting
mtr..... motor

NPG..... New Process Gear trans.
No..... number

O. D..... outside diameter
O/D or o/drive..... overdrive
O. H. V..... over head valve
O/S..... oversize
o/all..... overall
oz..... ounce

P/A..... power assist steering
P/C..... Police Car
P. F..... premium fuel
P/I..... Police Interceptor
P/L..... Parklane
P/S..... power steering

pass..... passenger
pcs..... pieces
press..... pressure
pt..... pint

qtr..... quarter
qty..... quantity

R/A..... rocker arm
R/B..... replaced by
R/D..... regular duty
R. F..... regular fuel
R/G..... ring gear
R. H..... right hand
R. P. M. or RPM..... revolutions per minute

rad..... radiator
rd..... round
reg..... regulator
reinf..... reinforcement
repl..... replaced
ret..... retainer
rr..... rear

S/D..... Sedan Delivery
S/E..... Special Economy carb.
S/L..... Sunliner
S/T..... standard transmission
S/W..... Station Wagon

s/member..... side member
s/ring..... snap ring
speedo..... speedometer
spkrs..... speakers
sprg..... spring
std..... standard
strg..... steering
suppt..... support
susp..... suspension

T/E..... Thermactor Emission
Control System
T. V..... throttle valve

tach..... tachometer
temp..... temperature
thd..... thread
trans..... transmission
Trans/ign. or Trans. ign.....
Transistorized Ignition


U/S..... undersize
u/joint or u/jt..... universal joint

vac..... vacuum
vent..... ventilation

W/4/S..... Warner 4 speed
w/..... with
w/o..... without
w/shield or w/s..... windshield
w/strip..... weather strip
warn..... warning
wt..... weight


X/C or x/c..... extra cooling

1960




P-3565

FORD PASSENGER



P-3569


FALCON



P-3567


THUNDERBIRD

1961




P-3566

FORD PASSENGER




P-3570

FALCON




P-3568

THUNDERBIRD



P-3730


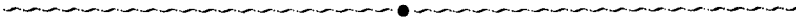
GALAXIE



P-3775


FAIRLANE

FORD PASSENGER



P-3789


PASSENGER



P-3741

CLUB WAGON & STATION BUS


FALCON



P-3788


THUNDERBIRD

1963



GALAXIE


P-4014



FAIRLANE

P-4015

FORD PASSENGER




P-4016



P-3741

CLUB WAGON & STATION BUS


FALCON



P-4017


THUNDERBIRD

1964



P-4261


GALAXIE



P-4262

FAIRLANE

FORD PASSENGER



P-4263


PASSENGER



P-3741

CLUB WAGON & STATION BUS

FALCON



P-4260

THUNDERBIRD

INDEX

Included in the Paint Section are the following:	Page No.		Page No.
Paints, Thinners etc., including		Synthetic Enamels-Exterior Paint - listed by Patent or Warranty Plate Body Color Code	1
Thinners and Reducers	1	Appearance and Maintenance Materials	2 thru 4
Undercoats	1	Used Car Reconditioning Materials	4
Rubbing Compounds	1		
Putties and Sealers	1		
Specialties	1		
Black Finishes	1		
Interior Paint	1		
Engine Reconditioning-Paint	1		

PAINTS, THINNERS, ETC.

SIZE	DESCRIPTION	PART NUMBER	SIZE	DESCRIPTION	PART NUMBER
THINNERS and REDUCERS					
6 oz.Spray	Leveler(over spray)	B7A 645-S-	RUBBING COMPOUNDS		
1 gal.	Lacquer thinner No. 1(slow dry)	M14J 645-D	1 gal.	Compound(hand rubbing-water base)	M 3789
5 gal.	Lacquer thinner No. 1(slow dry)	M14J 645-E	PUTTIES and SEALERS		
1 gal.	Lacquer thinner No. 2(medium fast dry)	M14J 646-E	1 qt.	Sealer(recoating)	Δ DL60 14-A
55 gal.Drum	Lacquer thinner No. 2(medium fast dry)	M14J 646-H	1 lb.Tube	Putty(dark gray)	C3AZ 19B542-A
1 gal.	Enamel reducer	Δ DL60 647-A	3 lb.Tube	Plastic sealer (synthetic resin)	C3AZ 19560-A
1 gal.	Lacquer thinner(all purpose)	M14J 647-D	SPECIALTIES		
5 gal.	Lacquer thinner No. 2(medium fast dry)	M14J 647-E	6 oz.Spray	Torch red(lacquer)	M 2J 175-S
1 gal.	Enamel reducer(all purpose)	M14J 648-D	1 gal.	Silicone & wax remover	DL60 3721-A
5 gal.	Enamel reducer(all purpose)	M14J 648-E	1 pt.	Bonding coat(transfer film)	M 4584
1 qt.	Silicone decontaminant(fish eye killer)	AE60 649-A	1 pt.	Solution(transfer film-water soluble)	M 5412-A
UNDERCOATS					
1 gal.	Lacquer comb. primer surfacer(gray)	M 6J 12-D	6 oz.Spray	Meadow Green	M 14283-S
6 oz.Spray	Lacquer primer surfacer(gray)	M 6J 12-S	1 qt.	Acrylic lacquer(clear)	AR60 50-C
1 gal.	Primer sealer (non sanding)	● AE60 12-A	BLACK FINISHES		
1 gal.	Lacquer comb. primer surfacer(red)	M 6J 13-D	1 gal.	Chassis black	B8A 1713-A
1 gal.	Primer surfacer-non sanding flash type(red)	DL60 13-A	ENGINE RECONDITIONING -PAINT		
INTERIOR PAINT					
PASSENGER AREA - 6 OZ. SPRAY CAN - LACQUER					
YEAR	COLOR NAME	PART NUMBER	YEAR	COLOR NAME	PART NUMBER
64/	Beige Metallic (medium)	M 4J 1701-S	64/	Palomino (medium)	M 4J 1704-S
60/	Black	M 4J 1724-S	61/	Red	M 4J 1429-S
63/	Blue Metallic (medium)	M 4J 1578-S			

SYNTHETIC ENAMELS

C O D E *	YEAR	NAME	PART NUMBER		C O D E *	YEAR	NAME	PART NUMBER	
			3-OZ.	SUFFIX				3-OZ.	SUFFIX
		* SHOWN ON WARRANTY PLATE	QT.	6-OZ. SPRAY			* SHOWN ON WARRANTY PLATE	QT.	6-OZ. SPRAY

EXTERIOR PAINT - (ACRYLIC ENAMEL)

A 60/	Black	AE60 1724-A	C	S	J 62/	Red	AE60 1515-A	C	S
B 64/	Peacock	AE60 1638-A	C	S	K 64/	Medium Gray Metallic	AE60 1621		S
D 62/63	Ming Green Met. (exc. T/Bird)	DL60 1451		S	M 60/63	Corinthian White	DL60 1238-A	C	S
D 62/63	Med. Turquoise Met. (T/Bird)	AE60 1070-A	C	S	M 64/	White	AE60 1619-A	C	S
D 64/	Medium Turquoise Metallic	AE60 1625		S	N 60/	Platinum (Diamond Blue)	AE60 921-A	C	S
E 60	Light Blue Metallic(T/Bird)	AE60 1269-A	C	S	P 64/	Palomino Metallic	AE60 1738		S
E 62/63					Q 64/	Medium Blue Metallic	AE60 1624-A	C	S
E 64/	Medium Silver Mink Metallic	AE60 1446-A		S	R 64/	Yellow	AE60 1633-A	C	S
F 60	Light Blue (except T/Bird)	AE60 1226-A	C	S	T 64/	Light Beige	AE60 1631-A	C	S
F 62	(T/Bird)				U 62/63	Dark Turquoise Metallic	AE60 1450-A		
F 64/	(T/Bird)				U 64/	Medium Aqua Metallic	AE60 1070-A	C	S
F 64/	Med. Blue Met. (except T/Bird)	DL60 1622		S	V 64/	Yellow	DL60 1729	C	S
G 62/63	Medium Silver Mink Metallic	AE60 1446-A		S	W 63/	Rose Beige Metallic	AE60 1555-A		S
H 62/	Dark Blue Metallic	AE60 1544-A		S	X 64/	Maroon Metallic	AE60 1632-A	C	S
I 62/63	Gold	DL60 1459		S	Y 64/	Light Blue	AE60 1623-A	C	S
					Z 64/	Medium Beige Metallic	AE60 1630-A		S

● Used with AE60 Acrylic Enamel

Δ Used only with DL60 Diamond Lustre or AE60 Acrylic Paints

APPEARANCE & MAINTENANCE MATERIALS

P & A PART NO.	DESCRIPTION	P & A PART NO.	DESCRIPTION
B7A 19000-CS	Clear plastic (FoMoCo spray)-15 oz. net wgt.-spray can	B7A 19528-A	Porcelainize liquid-8 oz. bottles
B7A 19000-DS	Chrome-Aluminum (FoMoCo spray)-15 oz. net wgt.-spray can	8A 19529-B	Porcelainize (wash cream)-8 oz. bottle
C5AZ 19000-A	Clear plastic coating-1 gal. can	BD 19530-A	Blue coral treatment-16 oz. bottle
C5AZ 19000-B	Clear plastic coating-5 gal. can	B6A 19530-A	Custom finish reconditioner-12 oz. plastic bottles
C5AZ 19000-C	Argent (Lacquer)-15 oz. net wgt.-spray can	B7A 19530-A	Silicone body polish-16 oz. can
C8AZ 19000-A	Kit-simulated vinyl roof paint-black (1) 1 gal. can black vinyl roof paint (1) 36 ft. roll simulated seam tape	B7A 19530-B	Custom Silicone Gloss (New Car Prep)-1 gal.
C8AZ 19000-B	Kit-simulated vinyl roof paint-white (1) 1 gal. can white vinyl roof paint (1) 36 ft. roll simulated seam tape	B9A 19530-D	Custom finish reconditioner-1 gal. can
C8AZ 19000-C	Kit-simulated vinyl roof paint-beige (1) 1 gal. can beige vinyl roof paint (1) 36 ft. roll simulated seam tape	C4AZ 19D530-A	Lubricant (distributor cam)-1 1/2 oz. tube
C0AZ 19A501-A	Rust penetrant & inhibitor-8 oz. can	B4A 19534-A	Custom auto wax-8 oz. can
C4AZ 19A501-A	Rust penetrant & inhibitor-12 oz. can	B8A 19534-A	Custom auto wax - 1 lb. can
C5AZ 19A501-A	Parts cleaner-immersion (1) 6 gal. container with 4 gals. cleaning fluid (1) dipping basket	BD 19534-A	Blue coral sealer-80 gram jar
C5AZ 19A501-B	Parts cleaner-immersion (1) 12 gal. container with 10 gals. cleaning fluid (1) dipping basket	BD 19534-B	Blue coral sealer-1/2 lb. can
C5AZ 19A501-C	Parts cleaner-immersion-refill (1) 6 gal. container with 5 gal. cleaning fluid	C8AZ 19F535-A	Ford vinyl hardtop cleaner & reconditioner-16 oz. bottle
C1AZ 19C507-B	Cleaner (Convertible rear window)-12 oz. plastic bottle	C8AZ 19F535-B	Ford vinyl hardtop cleaner & reconditioner-1 gal. bottle
C8AZ 19C507-A	Cleaner (automotive glass)-(12)-23 oz. aerosol cans	B7A 19542-B	Brake & hydraulic clutch fluid (super heavy duty)-1 gallon for vehicles with drum brakes
B9AE 19B508-A	Contact Adhesive - Gasket & Seal 16 oz. can with brush	B7A 19542-C	Brake & hydraulic clutch fluid (super heavy duty)-5 gallon for vehicles with drum brakes
8A 19510-A	Dye (Convertible top dressing)-qt. can (Black)	B7AZ 19542-A	Brake & hydraulic clutch fluid (super heavy duty)-(24) 12 oz. can for vehicles with drum brakes
B5A 19515-A	Body undercoating-53 gallon drum (regular)	C6AZ 19542-A	Brake fluid (extra heavy duty)-(24) 16 oz. cans
C5AZ 19515-A	Body undercoating-16 gallon drum	C6AZ 19542-B	Brake fluid (extra heavy duty)-(12)-1 quart
C4AZ 19517-B	Cloth (Polishing)	C3AZ 19B542-A	Putty (dark gray)-1 lb. tube
1A 19517	Dusting cloth(wax treated)17 1/2" x 23"	C3RZ 19C544-B	De-icer (windshield)-14 oz. aerosol scraper top can
C8AZ 19517-A	Pad assy. -buffing-(single)	C8AZ 19C544-A	Ice and snow traction improver liquid-1 7/8 oz. aerosol spray can
C8AZ 19517-B	Pad assy. -buffing-(dual)-includes (2) spacers-buffing pad (1) I.S. 3093 instruction sheet	C9AZ 19C544-B	Liquid tire chain-traction improver-(12) 4 oz. aerosol can
8A 19519-A	Cleaner (body polish & wax)-1 pint can	C8AZ 19C544-B	Gas line anti-freeze-12 oz. can
B9LF 19B519-A	Refrigerant (Air Conditioner)-15 oz. can	C9AZ 19C544-A	Engine starting fluid-(12) aerosol can
B7A 19520-A	Tar & road oil remover-16 oz. can	8A 19546-C	Radiator rust inhibitor & water pump lubricant-16 oz.
8A 19520-G	Cleaner (body porcelainize)-1 gal. can	C1AA 19B546-A	Lubricant (Hypoid additive)-4 oz. plastic bottle
C6AZ 19520-A	Industrial fall out remover-1 gal.	C3RZ 19C547-B	Lubricant (std., 3 & 4 speed trans. extreme pressure-S. A. E 80)-5 gal.
BAF 19521-A	Cleaner (leather and vinyl)-1 pint can	C2RZ 19C548-A	Automatic transmission and Power Steering sealer-8 oz. can
B7A 19521-A	Spot Remover (chlorothene cleaner)-1 pint can	C5AZ 19E548-A	Tinting assort. (12)-1 pint cans of Acrylic enamel repair-tinting colors
C0AA 19B521-A	Compound (body washing detergent)-12 oz. can	C2AZ 19549-C	Ford Permanent Anti-Freeze & Coolant-55 gal. drum
8A 19522	Bright metal cleaner-1 pint can	8A 19549-A	Ford Permanent Anti-Freeze & coolant-1 gal.
B8A 19523-A	Cleaner (all purpose)-1 qt. can liquid concentrate	8A 19549-B	Ford Permanent Anti-Freeze & coolant-1 qt.
B8A 19523-B	Cleaner (all purpose)-1 gal. plastic bottle concentrate	CPA 19550-A	W/shield washer solvent-6 oz. bottle
B8A 19523-C	Cleaner (all purpose)-55 gal. drum-concentrate	C1AA 19550-A	W/shield washer solvent-16 oz. can
C7AZ 19523-A	Cleaner (multi-purpose)-powdered for interior and/or exterior cleaning-7.75 lb. can	C3RY 19550-B	Solvent & De-icer-w/shield washer-16oz. glass bottle
B5A 19525-A	Kar Klean (all purpose trim cleaner)-28 oz. can	C6AZ 19550-A	Windshield washer solvent reserve kit-contains (1) solvent container (1) bracket & (2) attaching screws
C2AZ 19C525-A	Trim cement (Vinyl adhesive)-1 pint can	C0AZ 19552-A	Rubber cement (light colored)-5 oz. tube
C5AZ 19C525-A	Adhesive (vinyl roof installation or replacement)-1 quart can	8A 19552-B	Rubber cement (Black)-5 oz. tube
C0AZ 19526-A	Triple clean-for leathers, vinyls carpet and fabric upholsteries-12 oz. bottle with brush	C0AZ 19553-A	Silicone lubricant (jell type)-8 oz. tube
		C0AZ 19553-C	Silicone lubricant-16 oz. aerosol spray can
		B5A 19554-A	Perfect seal sealing compound-4 oz. can

APPEARANCE & MAINTENANCE MATERIALS

P & A PART NO.	DESCRIPTION	P & A PART NO.	DESCRIPTION
C0AA 19554-A	Radiator inhibitor-rust, stop leak & water pump lubricant-5 1/2 oz. bottle	C5AZ 19579-R	Motor oil-20W-40 (1 gal. can)
8A 19554-B	Perfect seal sealing compound-1 pint	C5AZ 19579-J	Motor oil-20W-40 (55 gal. drum)
C9AZ 19554-A	Perfect seal sealing compound (12) 15 oz. (12) 15 oz. aerosol can	C5AZ 19579-K	Motor oil-10W-40 (1 qt. can)
C3AZ 19554-A	Sealant (locktite)-1 2/3 oz. plastic bottle	C5AZ 19579-L	Motor oil-10W-40 (5 qt. can)
C3AZ 19554-B	Sealer (conductive)-3 oz. can with brush	C5AZ 19579-M	Motor oil-10W-40 (55 gal. drum)
C5AZ 19554-A	Sealer (auto glass)-for sealing windshields & backlights-1 pint can	C1AZ 19580-G	Hypoid gear lubricant (rear axle)-120 lb. keg (S. A. E. 90)-not used on units with hi perf. engines, units with limited slip (equa lock) axle, or units with 9 3/8 ring gear
C5AZ 19554-B	Sealer-stud lock-hi strength-hi viscosity-1/3 oz. plastic bottle-to coat serrations on loose or leaking housing vents	C2AZ 19580-F	Hypoid gear lubricant (rear axle)-120 lb. keg
C6AZ 19554-A	Metallic Plastic (to repair cylinder front cover and cylinder block intake manifold) (1) can-Metallic Resin, (1) Jar-Hardening agent	C2AZ 19580-B	Hypoid gear lubricant (rear axle)-5 gal. container-S.A.E. 80 (temperature range -minus 25° and below)
B6A 19558-A	Protector pellet (cooling system)- carton of 12 pellets	C2AZ 19580-D	Hypoid gear lubricant (rear axle)-1 gal. for high performance vehicles
B6AZ 19558-B	Protector pellets (cooling system)-carton of 12 pellets	C2AZ 19580-E	Lubricant (differential gears & washer)-1 lb. can-apply to differential case side, gear hub bores before assembly
C0AZ 19558-B	Protector pellets (cooling system)-1 ctn. containing 300 pellets individually wrapped	C6AZ 19580-A	Hypoid gear lubricant (rear axle)-5 gal. - Not used on units with Hi Perf. Engines, units with limited slip (equa lock) axle or units with 9 3/8" ring gear
C3AZ 19560-A	Body sealer (synthetic resin)-3 lb. tube	C6AZ 19580-B	Hypoid gear lubricant-5 gal. -use with conventional axles only. (For Fairlane & Falcon models. 4oz. of C1AA 19B546-A additive must be used with complete fill)
AB 19560-A	Calking cord-6-80 foot rolls - 3/16" dia.	C6AZ 19580-C	Hypoid gear lubricant-1 gal. -used only with Limited Slip and Traction Lok axles
C3AZ 19562-A	Sealer & filler (silicone rubber)-5 oz. tube-for Vinyl tops, also body sealer-White	C6AZ 19580-D	Hypoid gear lubricant-120 lb. keg-use with conventional axles only. (For Fairlane & Falcon models. 4oz. of C1AA 19B546-A additive must be used with complete fill)
C3AZ 19562-B	Sealer & filler (silicone rubber)-5 oz. tube-for Vinyl tops, also body sealer-Black	C6AZ 19580-E	Hypoid gear lubricant-1 gal. -use with conventional axles only. (For Fairlane & Falcon models. 4 oz. of C1AA 19B546-A additive must be used with complete fill)
C4AZ 19562-A	Adhesive kit (back window repair)-Polysulfide	C9AZ 19580-A	Hypoid gear lubricant for limited slip axle only-(4) 1 qt. plastic container with spout
C5AZ 19562-B	Kit-Coach joint sealer repair (1) 4 oz. can Coach Joint Sealer (1) 10 oz. bottle with applicator brush cap-Adhesion Primer (1) wooden spatula	B5AZ 19581-A	Speedometer cable grease-1 lb. can
C5AZ 19562-C	Sealer kit (windshield and back window repair) (1) 12 oz. cartridge-silicone rubber adhesive, (1) 1 oz. bottle adhesion primer, (1) threaded notched nozzle	C5AZ 19581-A	Speedometer-magnet shaft hole-compound-2 oz. jar
C6AZ 19562-B	Kit-windshield & backlite seal-Butyl tape(171")	C1AZ 19582-A	Fluid (Automatic Trans. & Power Steering)-1 qt. can
C7AZ 19562-A	Sealant (silicone rubber)-5 oz. tube-for convertible backlite hinge repair-clear	C1AZ 19582-C	Fluid (Automatic Trans. & Power Steering)-1 gal. can
C5AZ 19577-A	Fluid (speed control device)-1.55 oz. container	C1AZ 19582-D	Fluid (Automatic Trans. & Power Steering)-55 gal. drum
C3AZ 19578-A	Steering gear lubricant (life time)-14 1/2 oz. cartridge	B6A 19583-A	Ru-Glyde-rubber lubricant (for tubeless tire servicing)-1 gal. can
B7A 19579-A	Carb. & combustion chamber cleaner-16 oz. can	C8AZ 19583-A	Ru-Glyde-rubber lubricant (for vacuum hose attachment)-8 oz. can
B7A 19579-C	Crankcase conditioner & rust inhibitor-16oz. can	C0AZ 19584-A	Lubriplate (all purpose lubricant) 1 3/4 oz. tube
B7AZ 19579-A	Carburetor & combustion chamber cleaner-(12) 24 oz. cans	C4AZ 19584-A	Grease (Polyethylene)-8 oz. tube-with spout
B9AZ 19579-A	Carburetor & combustion chamber cleaner kit-consists of (2) cases of 12-24 oz. cans of B7AZ 19579-A and (1) plastic dispenser bottle	C4AZ 19584-B	Grease (Polyethylene)-16 oz. spray can
C6AZ 19579-B	Carburetor & combustion chamber cleaner-(12) 20 oz. aerosol cans	B4A 19587-A	Latch lubricant-4 oz. can
C2AZ 19579-A	Crankcase oil conditioner-16 oz. can	B8A 19589-A	Lubricant (special purpose) 1 lb.
C2AZ 19579-B	Crankcase oil conditioner-55 gal. drum	C1AZ 19590-B	Lubricant (multi-purpose long life) 14 1/2 oz. cartridge
C5AZ 19579-A	Motor oil-10W, 20W-30 (1 qt. can)		
C5AZ 19579-B	Motor oil-10W, 20W-30 (5 qt. can)		
C5AZ 19579-N	Motor oil-10W, 20W-30 (1 gal. can)		
C5AZ 19579-C	Motor oil-10W, 20W-30 (55 gal. drum)		
C5AZ 19579-D	Motor oil-5W-30 (1 qt. can)		
C5AZ 19579-E	Motor oil-5W-30 (5 qt. can)		
C5AZ 19579-P	Motor oil-5W-30 (1 gal. can)		
C5AZ 19579-F	Motor oil-5W-30 (55 gal. drum)		
C5AZ 19579-G	Motor oil-20W-40 (1 qt. can)		
C5AZ 19579-H	Motor oil-20W-40 (5 qt. can)		

INDEX

Included in this section are the following:

PAGE
NO.

Index by Part Name for Section 10 covering
Wheels, Wheel Carriers & Related Parts

5

Index by Part Name for Sections 20 thru 24
covering the Brake System and
Related Parts

PAGE
NO.
5 thru 7

SECTION 10 - WHEELS, WHEEL CARRIERS and RELATED PARTS

PART NAME	GROUP NUMBER	PART NAME	GROUP NUMBER
Bearing assy. (rear wheel)	1225	Kit (full wheel cover)	1130
Bolt (front & rear hub)	1107	Kit (wheel trim ring)	1211
Bolt (spare wheel carrier)	1448		
Bolt (spare wheel lock)	1440	Lock ass'y. (spare wheel)	1386
Brace (spare wheel)	1377		
Cap (hub grease)	1131	Nut (hub bolt)	1012
Cap or cover (wheel hub)	1130	Nut (spare wheel carrier bolt)	1462
Clamp (spare wheel)	1446		
Cone & roller (front wheel inner bearing)	1201		
Cone & roller (front wheel outer bearing)	1216	Retainer (front wheel grease)	1190
Cup (front wheel inner bearing)	1202	Retainer (rear wheel bearing)-inner	1180
Cup (front wheel outer bearing)	1217		
Drum ass'y. (rear brake)	1126	Ring assv. (wheel trim)	1210
Extension (tire valve)	1705	Seal (rear wheel bearing oil)-inner	1177
		Spring (brake drum silencer)	1140
Flap (wire wheel tire liner)	1026		
		Tire casing(snow)	1508
Gasket (front brake grease baffle)	1193		
Gasket (rear wheel bearing retainer)	1001	Washer (front spindle nut to outer bearing)	1195
Hub & brake drum (front)	1102	Wheel assy.	1007
			1015
		Wrench (spare wheel lock bolt)	1A379

SECTIONS 20, 21, 22, 23 and 24 - BRAKE SYSTEM

Adapter (booster push rod)	2B014	Bracket (parking rear cable)	2530-1
Arm (compressor belt adjustment)	2A942	Bracket (power brake booster mounting)	2A248
		Bracket (rear hose support)	2073
Baffle (front brake grease)	2240	Brush & holder assv. (compressor)	2979
Bearing assy. (compressor belt idler pulley)	2873	Bumper (brake pedal)	7583
Bearing (compressor pulley)	2990	Bumper (master cylinder push rod)	2144
Bearing (idler pulley)	2990	Bumper (power brake booster push rod)	2A366
Bellows (power brake booster)	2366	Bushing (booster lever)	2A150
Body (booster)-rear	2366	Bushing (booster piston guide)	2B014
Bolt (master cylinder link rod)	2462	Bushing (brake & clutch mounting bracket)	2471
Bolt (master cylinder outlet fitting to master cyl.)	2276	Bushing (master cylinder push rod)	2474
Bolt (power brake booster vacuum connector)	2A412	Bushing (pedal)	2461
Bolt (rear carrier plate)	2248	Bushing (power brake booster plunger)-guide	2A386
Booster ass'y. (power brake)	2005	Bushing (power brake booster push rod)	2A367
Boot (cylinder)	2206-7	Cable & conduit (parking brake handle to equalizer lever)	2853
Boof (master cylinder)	2180	Cable assy. (brake shoe adjusting lever)	2A178
Boot (power brake booster push rod)	2A477	Cable assy. (parking brake extension)	2853
Brace (compressor)	2889	Cable (parking)-from equalizer to rear brake	2A635
Brace (compressor)-front	2888	Cap (compressor belt drive idler pulley)	2894
Bracket (booster mounting)	2031	Cap (master cylinder filler)	2162
Bracket (brake line support)	2A051	Clamp (power brake booster hose)	2342
Bracket (compressor adjusting)	2883	Clamp (power steering return line)	2344
Bracket (compressor mounting)	2882		
Bracket (compressor support)	2902	Clip (hose)	2814
Bracket (front hose support)	2082	Clip (master cylinder to pipe to frame)	14197
Bracket (parking brake cable support)	2649	Clip (pipe)	2244
Bracket (parking cable to dash)	2857	Clip (power brake booster air filter cover)	2A485
Bracket (parking equalizer)	2631		

INDEX

SECTIONS 20, 21, 22, 23 and 24 - BRAKE SYSTEM - continued

PART NAME	GROUP NUMBER	PART NAME	GROUP NUMBER
Clip (power brake booster push rod to operating lever)	2525	Kit (booster minor repair)	2307
Clutch & pulley ass'y. (compressor)-air conditioner	2884	Kit (brake shoe hold down)	2A094
Compressor assy. -less pulley & base	2878	Kit (compressor mounting base)	2879
		Kit (front cylinder repair)	2221
Connector (pipe) - front	2075	Kit (master cylinder repair)	2004
Connector (pipe) - rear	2074	Kit (parking brake repair cable)	2A753
		Kit (power brake booster major repair)	2309
Control (parking)-on dash	2780	Kit (power brake booster piston packing)	2A200
Cover (adjusting hole)	2092	Kit (rear cylinder repair)	2128
Cup (brake cylinder)	2201-2	Kit (rear shoe & lining)	2200
Cup (brake master cylinder primary)	2173	Kit (shoe anchor pin)	2A423
Cup (shoe hold down spring)	2066	Kit (shoe lining)	2007
Cylinder assy. (master)	2140	Kit (shoe & lining)	2001
Cylinder (front)	2061-2		
Cylinder (rear)	2261-62	Lever (brake shoe adjusting)	2A176-7
		Lever (parking brake)	2A642
Diaphragm (booster control valve)	2391	Lever (parking brake equalizer)	2A605
Diaphragm (power brake booster body)	2A365	Lever (parking cable to secondary brake shoe)	2A637-8
Disc (booster control valve)	2414	Lever (power brake booster)	2431
Eccentric (power booster control valve adjusting)	2462	Lining (front secondary)-shoe	2022
Equalizer (parking brake)-rear	2768	Lining (primary)-shoe	2021
Equalizer (parking cable)	2A602		
		Lining (rear shoe)-primary & secondary	2284-85
Field assy. (compressor)	2987	Link (parking brake cable connecting)	2861
Filter (brake vacuum booster air cleaner)	2A346	Link (parking lever to primary brake shoe)	2A642
Fitting (master cylinder outlet)	2076	Link (shoe to cylinder)	2042
Gasket (brake line)	2149	Nut (adjusting screw)	2047
Gasket (compressor cylinder head)	2945	Nut (master cylinder to front connector tube)	2133
Gasket (compressor valve plate)	2992	Nut (parking equalizer lever)	2091
Gasket (front brake carrier plate to spindle)	2044		
Gasket (front brake grease baffle)	2026	Pad (pedal)	2454
Gasket (master cylinder filler cap)	2167	Pad (pedal plate)	2457
Gasket (master cylinder outlet)	2154	Pawl (parking ratchet bar)	2786
Gasket (power brake booster end plate)	2493	Pedal (brake)	2455
Gasket (power brake booster tube connector)	2154		
Gasket (rear carrier plate)	1001	Pin (booster lever pivot)	2A020
		Pin (parking brake control)	2859
Grommet (booster check valve)	2B176	Pin (parking brake handle locking)	2819
Guard (brake master cylinder push rod)	2A021	Pin (parking brake lever)	2107
Guide (booster body piston)	2B130	Pin (shoe anchor)	2027
Guide (brake shoe adjusting lever cable)	2A179	Pin (shoe hold down spring)	2069
		Piston (brake cylinder)	2194-7
Handle assy. (parking brake control)	2760	Piston (brake master cylinder)	2169
Head (compressor cylinder)	2995		
		Plate assy. (booster end)	2B093
Hose ass'y. (brake)	2078	Plate ass'y. (booster piston)-front	2A158
Hose ass'y. (rear brake)	2282	Plate ass'y. (brake pedal pad)	2453
Hose (brake lines)	2270	Plate assy. (parking brake equalizer lever brkt. mtg.)	2A748
Hose (brake vacuum motor to parking brake switch)	2A595	Plate (front carrier)	2012-14
Hose (fitting to power brake booster outlet tube)	2079	Plate (parking cable to dash)	2858
Hose (front brake fitting to connector)	2A048	Plate (power brake booster push rod locating)	2A476
Hose (master cylinder to connector)	2079	Plate (rear brake shoe anchor guide)	2028
Hose (parking brake switch to tee)	2A596	Plate (rear carrier)	2211-12
Hose (power brake booster)	2A047		
Hose (power brake booster reservoir to manifold)	2A047	Plug (power brake booster check valve)	2A246
		Plunger assy. (power brake booster)	2A385
Hose (power brake booster to connector)	2078	Pulley (compressor)	2884
Housing & end plate (booster)	2329	Pulley (parking cable)	2804
Hub (booster diaphragm guide)	2B152		
		Reservoir assy. (power brake booster)	2A038
Insulator (brake shoe adjusting screw)	2A482	Retainer (booster body piston guide)	2B131
Insulator (pedal bushing to spring)	2481	Retainer (parking brake cable)-rear	2A709
		Retainer (parking lever)	2106

INDEX

SECTIONS 20, 21, 22, 23 and 24 - BRAKE SYSTEM - continued

PART NAME	GROUP NUMBER	PART NAME	GROUP NUMBER
Retainer (power brake booster fulcrum lever)	2A370	Spring & retainer (master cylinder piston return)	2145
Retainer (power brake booster push rod)-spring	2A372	Spring (brake cylinder piston return)	2204-5
Ring assy. (compressor clutch)	2980	Spring (adjusting screw)	2049
Ring (brake vacuum booster bellows wear)	2B074	Spring (parking brake lever return)	2A651
Ring (power brake booster plunger cushion)	2A371	Spring (parking brake release)	2634
Ring (power brake booster tube to rear body)	2428	Spring (parking cable positioning)	2745
Rod (booster push)	2377	Spring (parking link)	2A601
Rod (master cylinder push)	2143	Spring (parking ratchet bar pawl locking)	2788
Rod (parking equalizer)	2628	Spring (pedal retracting)	2472
Rotor, pulley & armature assy. (compressor)	2983	Spring (power brake booster control valve return)	2A157
Screw (adjusting)	2041	Spring (rear shoe retracting)	2296
Screw (bleeder)	2208	Spring (shoe hold down)	2068
Seal (booster body piston)	2372	Spring (shoe retracting)	2035-6
Seal (booster push rod)	2384	Stop (booster control valve piston)	2B132
Seal (power brake booster push rod to piston)	2A319	Tube ass'y. (brake & fuel line)-steel	2265
Shaft (pedal)	2478	Tube assy. (front brake fitting to connector)	2-2272
Seal (brake vacuum booster check valve)	2B073	Tube assy. (front brake tube fitting to connector)	2A048
Shoe & lining (front primary)	2018	Tube assy. (left front brake)	2264
Shoe & lining (front secondary)	2019	Tube assy. (left rear brake)	2268
Shoe & lining (rear primary)	2218	Tube assy. (master cyl. to connector)	2A040
Shoe & lining (rear secondary)	2219		2A199
Sleeve (parking brake equalizer lever retracting spring)	2A754	Tube assy. (master cyl. to front brake connector)	2-2264
Sleeve (parking brake return spring)	2A708	Tube assy. (master cylinder to rear brake hose)	2265
Snap ring (master cylinder piston)	2174	Tube assy. (power brake booster to carburetor)	2-2247
Snap ring (power brake booster piston guide bushing)	2A368	Tube assy. (right front brake)	2263
Socket (adjusting screw)	2048	Tube assy. (right rear brake)	2267
Spacer (compressor mounting bracket)	2887	Tube (booster)	2420
Spacer (shoe retracting spring)	2A352	Tube (booster connector to manifold)	2543
Spacer (stoplight switch)	2B129	Tube (front brake hose to cylinder)	2A361-2
		Tube (front brake intermediate)	2B221
		Tube (power brake air reservoir tank to booster)	2589
		Tubing (brake & fuel line)	2269
		Valve ass'y. (power brake booster check)	2A185
			2365
		Valve (booster control)	2A238
		Valve (booster manifold & check)	2A411

YEAR	MODEL	DESCRIPTION	QTY.	PART NUMBER		
1001 GASKET - REAR WHEEL BEARING RETAINER						
60/62	A	Outer-2 7/8" I. D. -4 holes	2	A8AZ 1001-A		
61/62	A Special (4/B carb.)-8 cyl. 390-for Special Duty Performance	Except locking axle	2			
62/	B	Outer	2			
61	S	Outer	2			
63/	A (except S/W)	Outer	2			
63/	X(8 cyl.)	Outer	2			
60/	A(S/W & P/C)	3 9/32" I. D. -5 holes	4	C5AZ 1001-A		
60/	A (H/D)		4			
61/62	A Special (4/B carb.)-8 cyl. 390-for Special Duty Performance	With locking axle	2			
61/	A (except S/W)	With large bearing	4			
62	B	With fade or wear resistant brakes	2			
60	S		4			
62/	S		4			
60/62	X	2 45/64" I. D. -4 holes	2	C0DD 1001-A		
63/	X(6 cyl.)	2 45/64" I. D. -4 holes	2	C3DZ 1001-A		
1001 GASKET - REAR BRAKE CARRIER PLATE						
61/62	A	2 7/8" I. D. -4 holes	2	C1AZ 1001-A		
60	A (except S/W)		2			
61	A Special (4 & 6/B carb.)-8 cyl. 390-for Special Duty Performance	Except locking axle	2			
63/	A(except S/W)		2			
63/	B		2			
63/	X(8 cyl.)		2			
61/62	S		2			
62	B	3 3/32" I. D. -4 holes	2	C2OZ 1001-A		
60/64	X	2 45/64" I. D. -4 holes	2	C0DZ 1001-A		
YEAR	MODEL	REMARKS	WHEEL SIZE	NO. HOLES & BOLT CIRCLE	QTY.	PART NUMBER
1007 WHEEL ASSY.						
- A -						
60	A		14 x 5.00	5-4 1/2	5	B7A 1015-A
	A		14 x 5.50	5-4 1/2	5	C2AZ 1007-C
	A		14 x 6.00	5-4 1/2	5	C3AZ 1007-A
	A		15 x 5.00	5-4 1/2	5	C0AA 1007-N
61/64	A		14 x 5.50	5-4 1/2	5	C2AZ 1007-C
	A		14 x 6.00	5-4 1/2	5	C3AZ 1007-A
	A		15 x 5.50	5-4 1/2	5	C1AZ 1007-A
- B -						
62/64	B		13 x 4.50	5-4 1/2	5	C1UU 1007-A
	B	R/B C8OZ 1007-G	14 x 5.00	5-4 1/2	5	*C4GY 1007-B
- S -						
60/61	S		14 x 5.50	5-4 1/2	5	B8A 1015-A
62/64	S		14 x 5.50	5-4 1/2	5	C2SZ 1007-A
	S	Wire spoke-use w/8.00-14 tube tires	14 x 5.50	4 1/2	5	C2SZ 1007-B
	S	(1964)	15 x 5.50	5-4 1/2	5	C4SZ 1007-A
- X -						
60/64	X(54, 58, 62, 63, 64)-6 & 8 cyl.- "Before 4/13/64"		13 x 4.00	4-4 1/2	5	C0DD 1007-J
	X(6 cyl.) "From 4/13/64"		13 x 4.00	4-4 1/2	5	C0DD 1007-J
	X(S/D, S/W, 63, 66, 76)-6 & 8 cyl.- "Before 4/13/64"	Use w/6.50-13 tires	13 x 4.50	4-4 1/2	5	C0DZ 1007-A
	X(6 cyl.) "From 4/13/64"	Use w/6.50-13 tires	13 x 4.50	4-4 1/2	5	C0DZ 1007-A
	X(54, 58, 62, 64)-H/D-6 & 8 cyl.- "Before 4/13/64"	Use w/6.50-13 tires	13 x 4.50	4-4 1/2	5	C0DZ 1007-A
	X(8 cyl.) "Before 4/13/64"	(1963/64)	13 x 4.50	5-4 1/2	5	C1UU 1007-A
	X(6 cyl.) "From 4/13/64"		14 x 4.50	4-4 1/2	5	C4DZ 1007-A
	X(8 cyl.) "From 4/13/64"	R/B C8OZ 1007-G	14 x 5.00	5-4 1/2	5	*C4GY 1007-B

FORD CAR PARTS

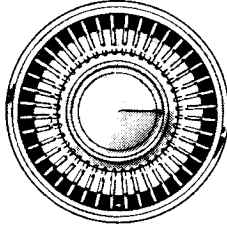
SECTION 10

YEAR	MODEL	DESCRIPTION	QTY.	PART NUMBER
1012 NUT - HUB BOLT				
60/	A, B, S, X	1/2"-20-open-zinc plate	20	C0AZ 1012-A
1015 WHEEL ASSY. - Refer to Group 1007				
1026 FLAP - WIRE WHEEL TIRE LINER				
62/64	S		5	C2SZ 1026-A
1102 HUB and BRAKE DRUM ASSY. - FRONT				
- A -				
60	A(except S/W, Taxi)	11" I.D. -2 1/2" brake surface	2	C0AA 1102-C
60	A	11" I.D. -3" brake surface	2	C0AA 1102-D
61	A(11" x 2 1/2" brakes)	11 1/32" I.D. -2 1/2" brake surface -Not repl.	2	*C1AA 1102-A
62/	A(11" x 2 1/2" brakes)	11 1/32" I.D. -2 25/32" brake surface	2	C5AZ 1102-B
61/	A(11" x 3" brakes)-except Taxi with aluminum drums	11 1/32" I.D. -3 9/32" brake surface	2	C5AZ 1102-A
63/	A(11" x 3" brakes), Taxi	Aluminum drum-11" I.D. -3 1/4" brake surface	2	C3AZ 1102-E
- B -				
62/	B(10" x 2 1/4" brakes)	10" I.D. -2 13/16" brake surface-non-flared	2	C3OZ 1102-D
- S -				
60	S	11" I.D. -2 1/2" brake surface	2	C0AA 1102-C
61	S	11 1/32" I.D. -3 9/32" brake surface	2	C5AZ 1102-A
62	S	11 1/32" I.D. -3 1/4" brake surface	2	C2SZ 1102-A
63/64	S	11 3/32" I.D. -3 1/4" brake surface-inner bearing cup stamped LM 67010-outer bearing cup stamped M12610	2	C3SZ 1102-C
- X -				
60/	X(9" x 2 1/4" brakes)	9" x 2 1/2" brake surface	2	C1DZ 1102-B
63/	X(10" x 2 1/4" brakes)	10" I.D. -2 13/16" brake surface-non-flared	2	C3OZ 1102-D
1107 BOLT - FRONT and REAR HUB				
60/	A, B, S, X	Rear-1/2"-20 x 1 5/8"-serration dia. .618"/.628"	AR	A9AZ 1107-B
60/	A, B, S, X(drum brakes)	1/2"-20 x 1 11/16"-serration dia. .618"/.628"	AR	C3AZ 1107-A
60/	A, B, S, X(drum brakes)	1/2"-20 x 1 1/2"-serration dia. .632"/.640"	AR	C1AZ 1107-A
63/	A, B, X(with one piece front drum)	1/2"-20 x 1 9/16"-serration dia. .632"/.640"	AR	C3OZ 1107-A
1126 DRUM ASSY. - REAR BRAKE				
- A -				
63/	A(11" x 2 1/4" & 11" x 2 1/2" brakes)	11 1/32" I.D. -2 3/4" brake surface-overall depth 5" -flared cross-ribbed	2	C3AZ 1126-B
60	A(11" x 2 1/2" brakes)	11" I.D. -2 3/4" brake surface	2	C0AA 1126-A
61/64	A(11" x 2 1/2" brakes)	11 1/32" I.D. -2 3/4" brake surface-non-flared	2	C3AZ 1126-A
- B -				
62/	B(10" x 1 3/4" brakes)	10" I.D. -2" brake surface	2	C3OZ 1126-B
62/	B(10" x 2" brakes)	10" I.D. -2 1/4" brake surface-non-flared	2	C2OZ 1126-B
63/	B(10" x 2 1/2" brakes)	10" I.D. -2 3/4" brake surface-non-flared	2	C3OZ 1126-A
- S -				
60	S(11" x 2 1/2" brakes)	11" I.D. x 2 3/4" brake surface	2	C0AA 1126-A
61	S(11" x 2 1/2" brakes)	11 1/32" I.D. -2 3/4" brake surface	2	C3AZ 1126-A
62	S(11" x 2 1/2" brakes)	11 1/32" I.D. -2 3/4" brake surface	2	C2SZ 1126-A
63/	S(11" x 2 1/2" brakes)	11 3/32" I.D. -2 3/4" brake surface	2	C3SZ 1126-A
- X -				
60/	X(9" x 1 1/2" brakes)	9" I.D. - 1 3/4" brake surface	2	C0DZ 1126-C
60/	X(9" x 2 1/4" brakes)	9" I.D. -2 1/2" brake surface	2	C0DZ 1126-B
63/	X(10" x 1 3/4" brakes)	10" I.D. -2" brake surface	2	C3OZ 1126-B
60/	A, B, S, X	Spring nut(drum to axle shaft)-1/2"	4or6	356080-S32(MM270)

REFER TO PAGES 13 and 14 FOR MODEL APPLICATION

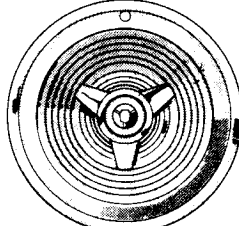
WHEEL COVERS

GALAXIE



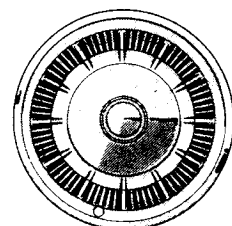
C1AA 1130-C (1961 -14")

GALAXIE

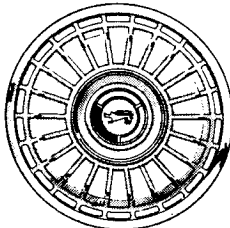


C3AZ 1130-Z (1963/64-15")
C3AZ 1130-F (1963 -15")

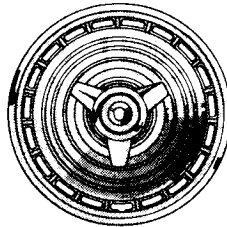
FAIRLANE



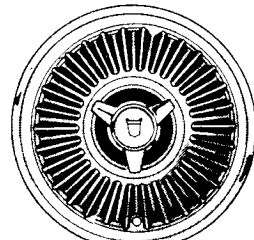
C2OA 1130-A (1962 -13 1/8")



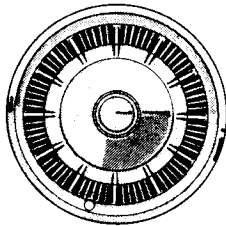
C2AZ 1130-C (1962 -14")



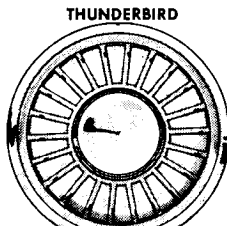
C3AZ 1130-C (1963 -14")
C3AZ 1130-AA (1963 -14")



C3OZ 1130-L (1963/64-13")




C2AA 1130-B (1962 -14")

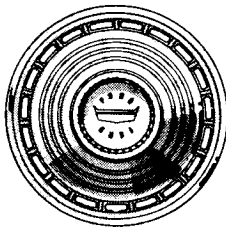


THUNDERBIRD

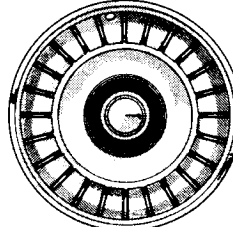
C1SZ 1130-B (1961/62 -14")



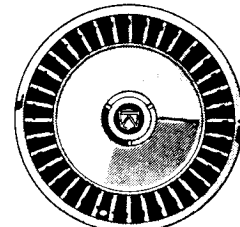
C3OZ 1130-K (1963/64-14")




C3AZ 1130-U (1963 -14")
C3AZ 1130-B (1963 -14")



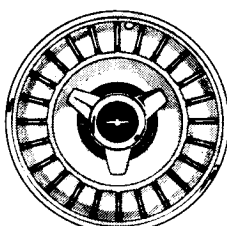
C3SZ 1130-A (1963 -14")



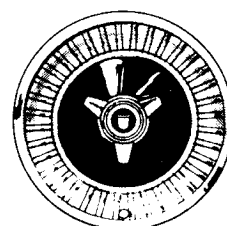
C3OZ 1130-D (1963 -14")
C3OZ 1130-C (1963 -13")



C3AZ 1130-G (1963/64-14")



C3SZ 1130-B (1963-14")
(BLACK CENTER)



C3OZ 1130-G (1963-14")

NOTE-RECOMMEND DEALERS RETAIN A COPY OF THE ANNUAL ACCESSORIES SALES PROMOTION CATALOG FOR FULL COLOR IDENTIFICATION OF WHEEL COVERS

1130 CAP or COVER - WHEEL HUB - continued



REFER TO PAGES 13 and 14 FOR MODEL APPLICATION

WHEEL COVERS

HUB CAPS

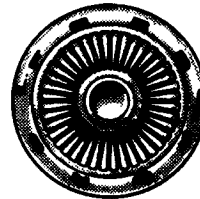

FALCON

GALAXIE AND FAIRLANE




C1DD 1130-D (1961/62 -13")
C2OZ 1130-C (1962-14")

C1AA 1130-B (1961/62-10")
C2OA 1130-C (1962-9 1/4")



C1DD 1130-E (1961/62-13")

C3OZ 1130-A (1963-9 5/8")
C3OZ 1130-M (1963-9 5/8")
C3AZ 1130-A (1963-10 5/8")

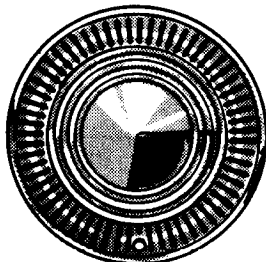


THUNDERBIRD



C2DZ 1130-C (1962/63-13")

C2SZ 1130-C (1962-7")
C3SZ 1130-D (1963/ .7")
(BLACK CENTER)



FALCON



C2DZ 1130-A (1962/64-13")

C1DD 1130-C (1961-9")
C3DZ 1130-A (1960/ .9")


NOTE-RECOMMEND DEALERS RETAIN A COPY OF THE ANNUAL ACCESSORIES SALES PROMOTION CATALOG FOR FULL COLOR IDENTIFICATION OF WHEEL COVERS

P-4186-B

1130 CAP or COVER - WHEEL HUB - continued

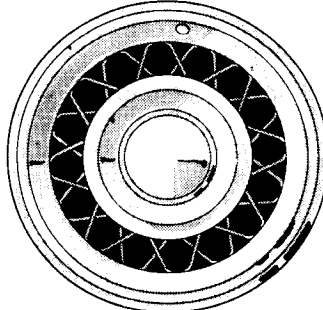
REFER TO PAGE 14 FOR MODEL APPLICATION

GALAXIE



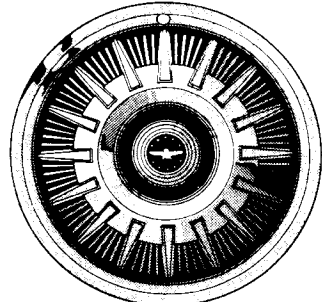
C4AZ 1130-C (1964-14")
(RED, WHITE & BLUE CENTER)

GALAXIE
FAIRLANE
FALCON

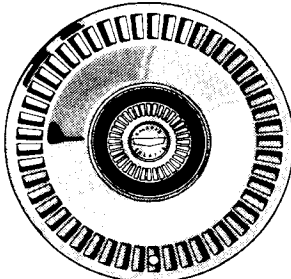


C4AZ 1130-H (1964/ -14")
C4AZ 1130-J (1964-15")
C4OZ 1130-H (1964/ -13")


THUNDERBIRD




C4SZ 1130-A (1964-15")
(BLACK CENTER)



C4AZ 1130-B (1964-14")
(BLUE CENTER)




C4AZ 1130-A (1964/ -10½")
C4OZ 1130-A (1964/ -9½")



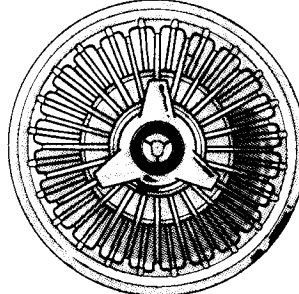
C4SZ 1130-B (1964-15")
(RED CENTER)

FAIRLANE



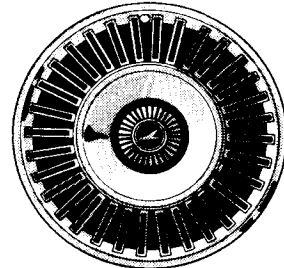
C4OZ 1130-C (1964-14")
• C4OZ 1130-L (1964-14")
(RED CENTER)

FORD




C4AZ 1130-L (1964/ -14")
(RED, WHITE & BLUE CENTER)

FALCON




C4DZ 1130-A (1964-13")
(BLACK CENTER)



C4OZ 1130-G (1964-14")
C4OZ 1130-J (1964-14")
(BLUE CENTER)

RUSTLESS STEEL
• CHROME



C4DZ 1130-D (1964/ -9¾")
(BLACK CENTER)

NOTE: RECOMMEND DEALERS RETAIN A COPY OF THE ANNUAL ACCESSORIES SALES PROMOTION CATALOG FOR FULL COLOR IDENTIFICATION OF WHEEL COVERS

P-4393

FORD CAR PARTS

SECTION 10

1130 CAP or COVER - WHEEL HUB - continued

MODEL	DIAMETER (Inches)	DESCRIPTION	QTY.	ILLUST. ON PAGE -	PART NUMBER
1960					
A	10 1/4	Cap	4		C0AA 1130-C
A	14	Cover	4		C0AA 1130-D
S	10 1/4	Cap	4		C0AA 1130-C
S	14	Cover-36 struts	4		B9A 1130-A
X	9	Cap-Black letters	4	11	C3DZ 1130-A
X	13	Cover-Black despressions	4		C0DZ 1130-B
1961					
A	10	Cap	4	11	C1AA 1130-B
A	14	Cover	4	10	C1AA 1130-C
B	10	Cap	4	11	C1AA 1130-B
S	14	Cover- use w/C7AZ 1705-A ext.	4	10	C1SZ 1130-B
X	9	Cap-White letters	4	11	C1DD 1130-C
X	13	Cover-White depressions	4	11	C1DD 1130-D
X	13	Cover-16 holes	4	11	C1DD 1130-E
1962					
A	10	Cap	4	11	C1AA 1130-B
A	14	Cover	4	10	C2AA 1130-B
A	14	Cover-incl. crest	5	10	C2AZ 1130-C
A	15 1/8	Cover-full wheel	4		B5A 1130-C
B	9 1/4	Cap	4	11	C2OA 1130-C
B	10	Cap	4	11	C1AA 1130-B
B	13 1/8	Cover-Coruna design	4	10	C2OA 1130-A
B	14	Cover	4	11	C2OZ 1130-C
S	14	Cover-use w/B7AZ 1705-A ext.	4	10	C1SZ 1130-B
S	7	Cover-Chrome-w/wire spoke wheels-Black center	4	11	C2SZ 1130-C
X	9	Cap-Black letters	4	11	C3DZ 1130-A
X	13	Cover-Black depressions	4	11	C2DZ 1130-A
X	13	Cover-White depressions	4	11	C1DD 1130-D
X	13	Cover-12 openings	4	11	C2DZ 1130-C
X	13	Cover-16 holes	4	11	C1DD 1130-E
1963					
A	10 5/8	Cap-40 depressions	4	11	C3AZ 1130-A
A	14	Cover-19 struts-inc. medallion-bright finish chrome flash	4	10	C3AZ 1130-B
A	14	Cover-19 struts-incl. medallion-stainless steel-brush finish	4	10	C3AZ 1130-U
A	14	Cover-incl. spinner-bright finish chrome flash	4	10	*C3AZ 1130-C
A	14	Cover-incl. spinner-stainless steel	4	10	*C3AZ 1130-AA
A	14	Cover-Simulated wire-incl. spinner	4	10	*C3AZ 1130-G
A	15	Cover-incl. spinner-bright finish chrome flash	4	10	*C3AZ 1130-F
A	15	Cover-incl. spinner-stainless steel	4	10	*C3AZ 1130-Z
B	9 5/8	Cap-40 depressions-Silver paint	4	11	C3OZ 1130-A
B	9 5/8	Cap-40 depressions-Black paint	4	11	C3OZ 1130-M
B	10 5/8	Cap-40 depressions	4	11	C3AZ 1130-A
B	13	Cover-36 struts-incl. crest	4	10	C3OZ 1130-C
B	13	Cover-Simulated wire-incl. spinner	4	10	*C3OZ 1130-L
B	14	Cover-36 struts-incl. crest	4	10	C3OZ 1130-D
B	14	Cover-incl. spinner	4	10	C3OZ 1130-G
B	14	Cover-Simulated wire-incl. spinner	4	10	*C3OZ 1130-K
S	7	Cap-incl. spinner-Black center	4	11	C3SZ 1130-D
S	14	Cover-24 struts	4	10	C3SZ 1130-A
S	14	Cover-24 struts-incl. spinner-Black center	4	10	C3SZ 1130-B
X	9	Cap-Black letters	4	11	C3DZ 1130-A
X	13	Cover-12 openings	4	11	C2DZ 1130-C
X	13	Cover-Black depressions	4	11	C2DZ 1130-A
X	13	Cover-Simulated wire-incl. spinner	4	10	*C3OZ 1130-L

* Not used on vehicles equipped with fender skirts

SECTION 10

FORD CAR PARTS

MODEL	DIAMETER (inches)	DESCRIPTION	QTY.	ILLUST. ON PAGE -	PART NUMBER
1130 CAP or COVER - WHEEL HUB - continued					
1964					
A	10 1/2	Cap-"Ford" letters with Black background	4	12	C4AZ 1130-A
A	14	Cover-incl. crest-Blue center	4	12	C4AZ 1130-B
A	14	Cover-embossed center medallion-dull finish	4	12	C4OZ 1130-C
A	14	Cover-incl. spinner-"XL" in medallion-Red, White & Blue center	4	12	C4AZ 1130-C
A	14	Kit-Simulated wire-consists of 4-C4AZ 1130-H cover, 4-B7AZ 1705-A extension	1		C4AZ 1130-F
A	14	Cover-wire-also supplied in C4AZ 1130-F	4	12	C4AZ 1130-H
A	14	Cover-Simulated wire-incl. spinner	4	10	*C3AZ 1130-G
A	14	Cover-Simulated wire-incl. spinner-Red, White & Blue center	4	12	*C4AZ 1130-L
A	15	Cover-incl. spinner-stainless steel	4	10	*C3AZ 1130-Z
A	15	Cover-wire	4	12	C4AZ 1130-J
B	9 1/2	Cap-"Ford" letters with Black background	4	12	C4OZ 1130-A
B	10 1/2	Cap-"Ford" letters with Black background	4	12	C4AZ 1130-A
B	13	Kit-wire-consists of 4-C4OZ 1130-H cover, 4-B9AA 1705-B extension	1		*C4OZ 1130-T
B	13	Cover-wire-also supplied in C4OZ 1130-T	4	12	*C4OZ 1130-H
B	13	Cover-Simulated wire-incl. spinner	4	10	*C3OZ 1130-L
B	14	Cover-Simulated wire-incl. spinner	4	10	*C3OZ 1130-K
B	14	Cover-incl. spinner-medallion imprinted "Fairlane Sports Coupe"-dull finish	4	12	*C4OZ 1130-G
B	14	Cover-incl. spinner-medallion imprinted "Fairlane Sports Coupe"-bright finish	4	12	*C4OZ 1130-J
B	14	Cover-embossed center medallion-dull finish	4	12	C4OZ 1130-C
B	14	Cover-embossed center medallion-bright finish	4	12	C4OZ 1130-L
B	14	Kit-Simulated wire-consists of 4-C4AZ 1130-H cover, 4-B7AZ 1705-A extension	1		C4AZ 1130-F
B	14	Cover-Simulated wire-also supplied in C4AZ 1130-F	4	12	C4AZ 1130-H
S	7	Cap-incl. spinner-Black center	4	11	C3SZ 1130-D
S	15	Cover-16 struts-Black center	4	12	C4SZ 1130-A
S	15	Cover-incl. spinner-Red center	4	12	C4SZ 1130-B
X	9	Cap-Black letters	4	11	C3DZ 1130-A
X	9 1/2	Cap-"Ford" letters w/Black background	4	12	C4OZ 1130-A
X	9 5/8	Cap-6 embossed bars-incl. Falcon letters on Black background	4	12	C4DZ 1130-D
X	10 1/2	Cap-"Ford" letters w/Black background	4	12	C4AZ 1130-A
X	13	Kit-wire-consists of 4-C4OZ 1130-H cover, 4-B9AA 1705-B extension	1		*C4OZ 1130-T
X	13	Cover-wire-also supplied in C4OZ 1130-T	4	12	*C4OZ 1130-H
X	13	Cover-Simulated wire-incl. spinner	4	10	*C3OZ 1130-L
X	13	Cover-Black depressions	4	11	C2DZ 1130-A
X	13	Cover-Simulated wire-incl. Falcon emblem in Black center	4	12	C4DZ 1130-A
X	14	Kit-Simulated wire-consists of 4-C4AZ 1130-H cover, 4-B7AZ 1705-A extension	1		C4AZ 1130-F
X	14	Cover-Simulated wire-also supplied in C4AZ 1130-F	4	12	C4AZ 1130-H
X	14	Cover-Simulated wire-incl. spinner	4	10	*C3OZ 1130-K
X	14	Cover-embossed center medallion-bright finish	4	12	C4OZ 1130-L
YEAR	MODEL	DESCRIPTION	QTY.	PART NUMBER	
1131 CAP - HUB GREASE					
80/	A, B(drum brakes)	Front-1 25/32" I. D.	2	B5A 1131-A	
60/62	S		2		
63/	X (10" x 2 1, 4" brakes)		2		
63/	S	Front-1 31/32" O. D.	2	LF 1131-A	
60/	X	Front-1 37/64" O. D.	2	C3DZ 1131-A	
1140 SPRING - BRAKE DRUM SILENCER					
60/	Taxi	32" long-use with bonded brake lining	4	B7A 1140-A	

* Not used on vehicles equipped with fender skirts

YEAR	MODEL	DESCRIPTION	QTY.	PART NUMBER
1177 SEAL ASSY. - REAR WHEEL BEARING OIL - INNER				
60/	A	1 1/2" I.D. -2 1/2" O.D.	2	B7A 1177-A
60	S		2	
62/	S		2	
60/	A	1 3/8" I.D. -2 3/8" O.D.	2	B7A 1177-B
62/	B		2	
61	S		2	
61/	A(for Special duty performance)	1 1/2" I.D.-2 1/2" O.D.	2	C1AA 1177-A
62/64	B	1 23/64" I.D.-2 5/8" O.D. -to seal 1 3/8" shaft-use with carrier plate flange on outside of axle housing tube	2	C2OW 1177-A
64/	B	1 23/64" I.D. -2 17/64" O.D. -to seal 1 3/8" shaft use-with carrier plate flange on inside of axle housing tube	2	C4OZ 1177-A
60/61	X(Taxicab,S/D,S/W,66)-6 cyl.-"Before 5/15/61"	1 21/64" I.D.-2 1/32" O.D. -to seal 1 5/16" shaft	2	C0DW 1177-B
61/	X(Taxicab,S/D,S/W,66)-6 cyl.-"From 5/15/61"	1 21/64" I.D.-2 1/16" O.D. -to seal 1 11/32" shaft	2	C1DZ 1177-A
64/	X		2	
60/	X(54,58,62,64)-6 cyl.	1 11/64" I.D.-2 1/32" O.D. -to seal 1 11/64" shaft	2	C0DW 1177-A
63/64	X(8 cyl. 260)	1 3/8" I.D. -2 3/32" O.D.	2	C1UW 1177-A
1180 RETAINER - REAR WHEEL BEARING - INNER				
60/	A,S	1 17/32" I.D. -2 3/8" O.D.	2	B9AZ 1180-B
62/	B,X	1 3/8" I.D. -2" O.D.	2	B9AZ 1180-A
60/	A		2	
60/	X	1 11/32" I.D. -1 7/8" O.D.	2	C0DW 1180-B
60/	X	1 11/64" I.D. -1 7/8" O.D.	2	C0DW 1180-A
1190 RETAINER - FRONT WHEEL GREASE				
60	A Special (4/B carb.)-8 cyl. 352	3" O.D.-2 1/16" I.D. -5/16" thick	2	B7TZ 1190-A
63/	A(Taxicab)	2 1/2" & 2 11/16" O.D.-to seal 1 15/16" shaft	2	C3SZ 1190-A
62	S "From 5/21/62"		2	
60/	A (except N. Y. Taxicab)	2 1/2" O.D. -1 15/16" I.D. -9/32" thick	2	B5AZ 1190-A
62/	B(drum brakes)		2	
60/62	S "Before 5/21/62"		2	
63/	X (10" x 2 1/4" brakes)		2	
63/	S	2 27/32" major O.D. -2 37/64" minor O.D. -1 15/16" I.D.	2	C6AZ 1190-A
60/	X	2 1/16" O.D.	2	C1DZ 1190-A
1193 GASKET - FRONT BRAKE GREASE BAFFLE				
62/	B,X(10" brakes)		2	C2OA 2026-A
61/64	S		2	B4A 1193-A
1195 WASHER - FRONT SPINDLE NUT TO OUTER BEARING				
60/	A,B,S	1 21/32" O.D. -3/32" thick	2	C2AZ 1195-A
63/	X (10" x 2 1/4" brakes)		2	
60/	X	1 7/16" O.D. -3/32" thick	2	C1DD 1195-A
1201 CONE and ROLLER ASSY. - FRONT WHEEL INNER BEARING				
60/62	A Special (4 & 6/B carb.)-8 cyl. 352,390-for special duty performance	1 5/8" I.D. - stamped LM 501349	2	B7A 4221-A
60/	A (drum brakes)	1 1/4" I.D. -2 21/64" O.D. -stamped LM 67048	2	B5A 1201-A
62/	B		2	
60/64	S		2	
63/	X (10" x 2 1/4" brakes)		2	
60	X	Differential-1 3/8" I.D. -2 9/16" O.D. -stamped LM 48548	2	B7C 1201-A
60/	X	1 1/16" I.D. -stamped L44649	2	C0DD 1201-A
1202 CUP - FRONT WHEEL INNER BEARING				
60/	A(drum brakes)	Stamped LM 67010	2	B5A 1202-A
62/	B		2	
60/64	S		2	
63/	X (10" x 2 1/4" brakes)		2	
60	X	Differential-Stamped LM 48510	2	B7C 1202-A
60/	X	1 63/64" O.D. -stamped L 44610	2	C0DD 1202-A
1210 RING ASSY. - WHEEL TRIM				
60/63	X		4	C0DD 1210-A

YEAR	MODEL	DESCRIPTION	QTY.	PART NUMBER
1211 KIT - WHEEL TRIM RING-WHITE				
60/	All with 13" wheels		1	C5AZ 1211-A
60/	All with 14" wheels		1	C5AZ 1211-B
1216 CONE and ROLLER ASSY. - FRONT WHEEL OUTER BEARING				
60	A Special (4/B carb.)-8 cyl. 352	Stamped 1380	2	AA 1216-A
60/	A(drum brakes)	Stamped LM 11949	2	B5A 1216-A
62/	B		2	
60/62	S		2	
63/	X (10" x 2 1/4" brakes)		2	
60/	X	11/16" I. D. - stamped LM 11749	2	C0DD 1216-A
63/	S	Stamped M 12649	2	C3SZ 1216-A
1217 CUP - FRONT WHEEL OUTER BEARING				
60/	A(drum brakes)	Stamped LM 11910	2	B5A 1217-A
62/	B		2	
60/62	S		2	
63/	X (10" x 2 1/4" brakes)		2	
60/	X	1 37/64" O. D. - stamped LA 11710	2	C0DD 1217-A
63/	S	Stamped M 12610	2	C3SZ 1217-A
1225 BEARING ASSY. - REAR WHEEL				
60/	A(except P/C & Heavy Duty S/W)	1 3/8" I. D. -2 53/64" O. D. -stamped RW207CE,	2	B7AZ 1225-A
62/	B	2-3538 or F207AKK29-(medium)-includes	2	
61	S	C9OZ 1180-A retainer	2	
63/	X(8 cyl.)		2	
60/	X(54, 58, 62, 64)	1 13/16" I. D. -2 7/16" O. D. -stamped 88506-AR-	2	C0DZ 1225-A
		(extra small)-includes C0DW 1180-A retainer		
60/	X(Taxicab, S/D, S/W, 66)	1 21/64" I. D. -2 43/64" O. D. -stamped RWF34R-	2	C0DZ 1225-C
		(small)-includes C0DW 1180-B retainer		
60/	S	1 17/32" I. D. -3 5/32" O. D. -stamped 88128-	2	C9AZ 1225-A
60/	A (Heavy Duty S/W, P/C)	(large)-includes C9AZ 1180-A retainer	2	
1377 BRACE - SPARE WHEEL				
60/	X (54, 58, 62, 63, 64, 76)		1	C0DB 1377-A
1A379 WRENCH - SPARE WHEEL LOCK BOLT				
61/	A		1	C1AB 1A379-A
1386 LOCK ASSY. - SPARE WHEEL				
61/	A(S/W)	Includes keys	1	C1AZ 1386-A
63/	B(71)		1	
61/	A(S/W)	Consists of 1-C1AB 1A379-A Wrench 1-C1AB 1440-B Bolt 1-C1AZ 1386-A Lock & Keys Assy.	1	C1AZ 1386-C
61/	A (except S/W)	Consists of 1-C1AB 1A379-A Wrench 1-C1AB 1440-A Bolt 1-C1AZ 1386-A Lock & Keys Assy.	1	C1AZ 1386-B
1440 BOLT - SPARE WHEEL LOCK				
61/	A (except S/W)	3/8"-16 x 6 1/4"	1	C1AB 1440-A
61/	A(S/W)	3/8"-16 x 8"	1	C1AB 1440-B
1446 CLAMP - SPARE WHEEL - Also Refer to Group 17091				
60	A(S/W)	"Before 3/7/60"	1	BA 1446-A
60/	X (66)		1	
62/	S	With wire wheels	1	
1448 BOLT - SPARE WHEEL CARRIER				
- A -				
60	A(except 71)	3/8"-16 x 7 7/8"	1	B5A 1448-B
60/64	A(71)	3/8"-16 x 9"	1	C0AB 1448-C
61/64	A(except 71)	3/8"-16 x 6 3/4"	1	B7A 1448-A
- B -				
62	B	3/8"-16 x 6 3/4"	1	B7A 1448-A
63	B(71)	3/8"-16 x 2 11/16"	1	C3OZ 1448-A
63/	B(except 71)	3/8"-16 x 6 3/4"	1	B7A 1448-A
64/	B(71)	3/8"-16 x 3 3/4"-includes plate	1	C0DZ 1448-B
- S -				
60/63	S	3/8"-16 x 6 3/4"	1	B7A 1448-A
64	S	3/8"-16 x 7 7/8"	1	B5A 1448-B
	S	3/8"-16 x 9 3/16"-3 1/4" thread length	1	C6OZ 1448-A

YEAR	MODEL	DESCRIPTION	QTY.	PART NUMBER
1448 BOLT - SPARE WHEEL CARRIER - continued				
- X -				
60/	X(S/D, 71)	3/8"-16 x 3 3/4"-includes plate	1	C0DZ 1448-B
60/	X(66)	Rod (spare wheel mounting)	1	C0DB 6647114-A
60	A, S	Retainer (bolt to rear sill panel)- spring type	1	74274-S(R3)
60/	X(except S/D & S/W)	Bolt-3/8"-16 x 7"-carriage	1	359808-S2 (BB198M)
60/	X (66)	Pin (rod)-self-locking	1	352358-S(NN127)
64	B (71)	Washer-flat-39/64"	1	359820-S8(XX203)
1462 NUT - SPARE WHEEL CARRIER BOLT				
60	A (except S/W)	Wing-3/8"-16	1	B9AZ 1462-A
64/	S		1	
60/	X		1	
63/	B(71)		1	
63/	B (S/W)	1/2"-20 x 1" long	1	B5C 1462-A
62/	X	Washer-flat (nut to jack base)-39/64"	1	359820-S8(XX203)
1508 TIRE CASING - SNOW				
60/	A	15" x 7.75"-Black side wall-General tire	AR	C8AZ 1508-A
60/	A	15" x 7.75"-White side wall-General tire	AR	C8AZ 1508-B
60/	A, S	15" x 8.25"-Black side wall-General tire	AR	C8AZ 1508-C
60/	A, S	15" x 8.25"-White side wall-General tire	AR	C8AZ 1508-D
60/	A(71)	15" x 8.55"-Black side wall-General tire	AR	C8AZ 1508-G
60/	A(71)	15" x 8.55"-White side wall-General tire	AR	C8AZ 1508-H
60/	B, X	14" x 7.75"-Black side wall-General tire	AR	C8OZ 1508-A
60/	B, X	14" x 7.75"-White side wall-General tire	AR	C8OZ 1508-B
62/	B	14" x 7.35"-Black side wall-General tire	AR	C8OZ 1508-C
62/	B	14" x 7.35"-White side wall-General tire	AR	C8OZ 1508-D
60/	X	14" x 6.95"-Black side wall-General tire	AR	C8DZ 1508-A
60/	X	14" x 6.95" White side wall-General tire	AR	C8DZ 1508-B
60/	X	13" x 6.50"-Black side wall-General tire	AR	C6AZ 1508-A
60/	X	13" x 6.50"-White side wall-General tire	AR	C6AZ 1508-B
1705 EXTENSION - TIRE VALVE				
60/	A, B, X	1 1/4" long	4	B7AZ 1705-A
64	A (use with C4AZ 1130-B or C)	1 1/2" long	4	C4AZ 1705-A
62/64	S	1 31/64" long-with wire spoke wheels	4	C2SZ 1705-A
60/	X (with full wheel covers)	7/8" long	4	C0DZ 1705-A
62/	B (with full wheel covers)		4	

YEAR	MODEL RESTRICTIONS	BRAKE SIZE Δ (INCHES)	FRONT	REAR
2001 KIT - BRAKE SHOE and LINING				
- A -				
60	A (exc. 59, 71, P/C, Taxi)	11 x 2 1/2	C0AZ 2001-A	C0AZ 2200-E
	A (59, 71, P/C) (Note 1)	11 x 3 F.R. 11 x 2 1/2	C0AZ 2001-C	*C0AZ 2200-B
	A (Taxi)	11 x 3 bonded W.R. 11 x 2 1/2 bonded W.R.	*C0AZ 2001-E	*C0AZ 2200-D
61	A (exc. 59, 71, P/C, 8 cyl. 390 Special, Taxi)	11 x 2 1/2	C3AZ 2001-B	C3AZ 2001-B
	A (59, 71)	11 x 3 11 x 2 1/2	C2SZ 2001-A	C2AZ 2200-B
	A (P/C, 8 cyl. 390 Special) (Note 1)	11 x 3 F.R. 11 x 2 1/2" F.R.	C3AZ 2001-C	C3AZ 2200-C
	A (Taxi)	11 x 3 bonded W.R. 11 x 2 1/2 bonded W.R.	C3AZ 2001-A	C3AZ 2200-A
62	A (exc. 71, P/C, Taxi)	11 x 2 1/2	C3AZ 2001-B	C3AZ 2001-B
	A (71)	11 x 3 11 x 2 1/2	C3AZ 2001-D	C2AZ 2200-B
	A (P/C) (Note 1)	11 x 3 F.R. 11 x 2 1/2 F.R.	C3AZ 2001-C	C3AZ 2200-C
	A (Taxi)	11 x 3 bonded W.R. 11 x 2 1/2 bonded W.R.	C3AZ 2001-A	C3AZ 2200-A

Δ F.R. - Fade Resistant, W.R. - Wear Resistant

Note 1 - Fade Resistant Brakes Optional on all Models

YEAR	MODEL RESTRICTIONS	BRAKE SIZE Δ (INCHES)	FRONT	REAR	
2001 KIT - BRAKE SHOE and LINING - continued					
- A -					
63/64	A (exc. 71, P/C, Taxi)	11 x 2 1/2	C3AZ 2001-B	C3AZ 2200-E	
	A (71)	11 x 3	C3AZ 2001-D		
	A (P/C)	11 x 2 1/2 F.R.		C3AZ 2200-C	
	A (Taxi)	11 x 3 F.R.	C3AZ 2001-C	C3AZ 2200-C	
	(Note 1)	11 x 2 1/2 F.R.		C3AZ 2200-C	
		11 x 3 bonded W.R.	C3AZ 2001-A		
		11 x 2 1/2 bonded W.R.		C3AZ 2200-A	
- B -					
62	B (exc. P/C, Taxi)	10 x 2 1/4	C3OZ 2001-C		
	B(P/C)	10 x 1 3/4		C2OZ 2200-A	
	B (Taxi)	10 x 2 1/2 F.R.	C6OZ 2001-A	C2OZ 2200-C	
	(Note 1)	10 x 2 F.R.		C2OZ 2200-C	
		10 x 2 1/2 bonded W.R.	C2OZ 2001-E		
		10 x 2 bonded W.R.		C2OZ 2200-B	
63/	B (exc. 71, P/C, Taxi)	10 x 2 1/4	C3OZ 2001-C		
	B (71)	10 x 1 3/4		C3OZ 2200-A	
	B (P/C)	10 x 2 1/2 F.R.	C3OZ 2001-D	C3OZ 2001-D	
	B (Taxi)	10 x 2 F.R.	C6OZ 2001-A	C2OZ 2200-C	
	(Note 1)	10 x 2 1/2 F.R.		C2OZ 2200-C	
		10 x 2 1/2 bonded W.R.	C2OZ 2001-E		
		10 x 2 bonded W.R.		C2OZ 2200-B	
- S -					
60	S	11 x 2 1/2	B9S 2001-A	B9S 2001-A	
62	S	11 x 3	C2SZ 2001-A		
63/64	S	11 x 2 1/2		*C2SZ 2200-A	
		11 x 3	C3SZ 2001-D		
		11 x 2 1/2		C3SZ 2200-B	
- X -					
60/64	X (6 cyl. -54, 58, 62, 63, 64)-	" Before 2/3/64"	9 x 2 1/4	C3DZ 2001-A	
			9 x 1 1/2		C3DZ 2200-A
	X (6 cyl. -59, 66, 71, 76, 78)-	" Before 2/3/64"	9 x 2 1/4	C3DZ 2001-A	C3DZ 2001-A
63/	X (8 cyl.)		10 x 2 1/4	C3OZ 2001-C	
			10 x 1 3/4		C3OZ 2200-A
64/	X (6 cyl. -54, 62, 63)-	" From 2/3/64"	9 x 2 1/4	C4DZ 2001-A	
			9 x 1 1/2		C4DZ 2200-A
	X (6 cyl. -59, 66, 71, 76, 78)-	" From 2/3/64"	9 x 2 1/4	C4DZ 2001-A	C4DZ 2001-A
2004 KIT - BRAKE MASTER CYLINDER REPAIR - Also refer to Group 2140					
YEAR	MODEL	DESCRIPTION	QTY.	PART NUMBER	
60	A (power brakes)-6 cyl.	For 1 1/8" diameter cylinder-consists of	1	C0AZ 2004-B	
60	S (power brakes)	1-C0AA 2A034-A Seat 1-C0AA 2178-A Valve	1		
		1-C0AA 2169-B Piston 1-0A 2180 Boot			
		1-C0AA 2173-A Cup 1-TUCG 7821-A S/ring			
		1-AJ 2174-A S/ring			
60	A (power brakes)-8 cyl.	For 1" diameter cylinder-Consists of	1	C0AZ 2004-C	
61/62	A, B (power brakes)	1-C0AA 2169-A Piston 1-TFAF 2493-A Gasket	1		
60/61	S (power brakes)	" Before 6/9/61"	1		
		1-FAA 2173-A Cup 1-C1TT 7821-A S/ring	1		
		1-51A 2174-A S/ring 1-AJ 22179-A Seat			
		1-AJ 2178-A Valve			
60/64	A, B, X (manual brakes)	" Before 12/10/63"	1	C3AZ 2004-A	
60	S(manual brakes)	For 1" diameter cylinder-Consists of	1		
		1-C3AA 2169-A Piston 1-0A 2180 Boot	1		
		1-C2AA 2173-A Cup 1-AJ 22179-A Seat			
		1-C3AA 2178-A Valve 1-C1TT 7821-A S/ring			
64/	A (manual brakes)	" From 12/10/63"	1	C4AZ 2004-A	
64/	B, X (manual brakes)	" From 12/10/63"	1		
		For 1" diameter cylinder-Consists of			
		1-C3AA 2169-A Piston 1-C4AA 2178-A Valve	1		
		1-C2AA 2173-A Cup 1-0A 2180 Boot			
		1-C1TT 7821-A Snap ring			
63	A (power brakes)	For 1" diameter cylinder-Consists of	1	C3AZ 2004-B	
63/64	B (power brakes)	"Before 12/10/63"	1		
		1-C3AA 2169-B Piston 1-AJ 22179-A Seat	1		
		1-C2AA 2173-A Cup 1-C1TT 7821-A S/ring			
		1-C3AA 2178-A Valve			

NOTE 1 - Fade Resistant Brakes Optional on all Models Δ F.R. - Fade Resistant W.R. - Wear Resistant

FORD CAR PARTS

SECTION 20

YEAR	MODEL	DESCRIPTION	QTY.	PART NUMBER
2004 KIT - BRAKE MASTER CYLINDER REPAIR - continued - Also refer to Group 2140				
64/	B (power brakes) "From 12/10/63"	For 1" diameter cylinder-Consists of 1-C3AA 2169-B Piston 1-C4AA 2178-A Valve 1-C2AA 2173-A Cup 1-C1TT7821-A Snap ring	1	C4OZ 2004-A
61/64 64/	S (power brakes) "From 6/9/61" A, X (power drum brakes)	For 7/8" diameter cylinder-Consists of 1-C1VV 2A034-A Seat 1-C1VV 2173-A Cup 1-C1SS 2169-A Piston 1-C1VV 2178-A Valve 1-97421-S Ring	1	C1SZ 2004-A

YEAR	MODEL	DESCRIPTION	MFR.	QTY.	PART NUMBER
2005 BOOSTER ASSY. - POWER BRAKE					

- A -					
60	A	Diaphragm type-includes linkage-less master cylinder	B	1	C0AZ 2005-A
61	A	Has reservoir-diaphragm type-includes linkage-less master cylinder	B	1	C1AZ 2005-A
61/63	A	Vertical type-includes linkage-less master cylinder-tag on band C-4201-L-use C1AZ 2309-A repair kit	M	1	C3AZ 2005-A
62	A	Tilted type-includes linkage-less master cylinder-tag on band C-4201-J-use C2AZ 2309-A repair kit	M	1	C2AZ 2005-F
64	A	Vertical type-includes linkage-less master cylinder-tagged C-4201-AM	M	1	C4AZ 2005-A

- B -					
62/63	B	Includes linkage-less master cylinder - tagged C-4202-M	M	1	C2OZ 2005-C
64	B	Tilted type-includes linkage-less master cylinder -tagged C-4202-A	M	1	C4OZ 2005-B

- S -					
60	S	Bellows type	K	1	B8S 2005-A
60	S	Diaphragm type	B	1	*B9SZ 2005-A
61/63	S	Includes linkage-less master cylinder	M	1	C2SZ 2005-A
64	S	Includes linkage-less master cylinder	M	1	C4SZ 2005-A
64	S	Vertical type-includes linkage-less master cylinder-tagged C-4201-AN	M	1	C4SZ 2005-B

- X -					
64/	X	Includes linkage-less master cylinder	B	1	C5DZ 2005-B
60	A	Clip (rear lamp connector wiring to booster)		1	353547-S2(GG173)
		Lockwasher-5/16"		4	34806-S7(X64)
60	A(6 cyl.)	Bolt (booster to pedal brkt.)-3/8"-16 x 1 5/8"		1	20488-S8(B86)
60	A	Nut (booster to brake pedal)-5/16"-24		1	33798-S8(M62)
60/	A, S	Screw (booster to dash panel)-No. 14 x 5/8"		2	31498-S8(U253B)
61/	A	Locknut (to pedal bracket)-3/8"-16		4	34394-S7-8(M93A)
62/	A, B	Bolt (booster to dash panel)-3/8"-16 x 1 3/8"		4	20448-S8(B83)
		Nut-3/8"-16		1	33799-S7(M52)
60	S	Bolt (booster to dash panel)-5/16"-24 x 3/4"		2	355208-S7(BB210)
64/	B	Bolt (to dash panel)-3/8"-16 x 1 1/8"		1	354135-S7-8 (BB155A)
64/	A	Screw & Lockwasher (to dash panel)-3/8"-16 x 1"		2or4	43514-S8(U17)

YEAR	MODEL RESTRICTIONS	BRAKE SIZE Δ (INCHES)	FRONT	REAR
2007 KIT - BRAKE SHOE LINING				
60	A (exc. 59, 71, P/I, Taxi) (Note 2)	11 x 2 1/2	C0AZ 2007-F	C0AZ 2007-F
	A (59, 71, P/I) (Note 1)	11 x 3 F.R.	C0AZ 2007-C	
		11 x 2 1/2 F.R.		C0AZ 2007-E
61	A (exc. 59, 71, P/I, 8 cyl. 390 Special, Taxi)(Note 2)	11 x 2 1/2	C2AZ 2007-A	C2AZ 2007-F
	A (59, 71)	11 x 3	C2SZ 2007-A	
		11 x 2 1/2		C1SZ 2007-D
	A (P/I, 8 cyl. 390 Special) (Note 1)	11 x 3 F.R.	C2AZ 2007-B	
		11 x 2 1/2 F.R.		C3AZ 2007-C

Note 1 - Fade Resistant Brakes Optional on all Models Δ F.R. Fade Resistant
 Note 2 - Taxis are equipped with Bonded Wear Resistant Linings-available in 2001 and 2200 Kits Only
 B - Bendix M - Midland-Ross K - Kelsey Hayes
 NOTE 3 - Service Boosters Manufactured From 6/1/65 are identified by number C 4117-D

YEAR	MODEL RESTRICTIONS	BRAKE SIZE Δ (INCHES)	FRONT	REAR
2007 KIT - BRAKE SHOE LINING - continued				
62/64	A (exc. 71, P/I, Taxi) A (71) A (P/I)	(Note 2) 11 x 2 1/2 11 x 3 11 x 2 1/2 (Note 1) 11 x 3 F.R. 11 x 2 1/2 F.R.	C2AZ 2007-A C2AZ 2007-C C2AZ 2007-B	C2AZ 2007-F C2AZ 2007-D C3AZ 2007-C
62	B (exc. P/C, Taxi) B (P/C)	(Note 2) (Note 1) 10 x 2 1/4 10 x 1 3/4 10 x 2 1/2 F.R. 10 x 2 F.R.	C7OZ 2007-A C6OZ 2007-B	C2OZ 2007-B C2OZ 2007-D
63/	B (except 71, P/C, Taxi) B (71) B (P/C)	(Note 2) (Note 1) 10 x 2 1/4 10 x 1 3/4 10 x 2 1/2 F.R. 10 x 2 F.R.	C7OZ 2007-A C3OZ 2007-C C6OZ 2007-B	C3OZ 2007-B C3OZ 2007-C C2OZ 2007-D
60	S	11 x 2 1/2	C0SZ 2007-A	C0SZ 2007-A
61	S	11 x 3 11 x 2 1/2	C2AZ 2007-C	C1SZ 2007-D
62	S	11 x 3 11 x 2 1/2	C2SZ 2007-A	C2SZ 2007-B
63/64	S	11 x 3 11 x 2 1/2	C3SZ 2007-C	C3SZ 2007-D
60/	X (6 cyl. -54, 58, 62, 63, 64) X (6 cyl. -59, 66, 71, 76, 78)	9 x 2 1/4 9 x 1 1/2	C3DZ 2007-A	C3DZ 2007-B C3DZ 2007-A
63/	X (8 cyl.)	10 x 2 1/4 10 x 1 3/4	C7OZ 2007-A	C3OZ 2007-B

YEAR	MODEL	DESCRIPTION	QTY.	PART NUMBER
2012-14 PLATE ASSY. - FRONT BRAKE CARRIER				
- A -				
60	A		2	C0AA 2014-C
61/64	A(11" x 3" self-adjusting brakes)	R. H.	1	C1AZ 2012-A
61/64	A(11" x 3" self-adjusting brakes)	L. H.	1	
64	A(11" x 3" manual-adjusting brakes)	R. H. & L. H.	2	
61/64	A(11" x 2 1/2" brakes)	R. H.	1	C1AZ 2012-B
		L. H.	1	C1AZ 2013-B
61/	A(Taxi)-11" x 3" bonded W.R. brakes	R. H. & L. H.	2	C3AZ 2012-C
- B -				
62/	B(Taxi)-bonded wear resistant brakes	R. H. & L. H.	2	C3OZ 2013-A
62/	B(10" x 2 1/4" brakes)	R. H.	1	C3OZ 2012-B
		L. H.	1	C3OZ 2013-B
62/	B(10" x 2 1/2" brakes)	R. H.	1	C9OZ 2012-A
		L. H.	1	C3OZ 2013-C
- S -				
60	S	R. H. & L. H.	2	C0AA 2014-C
61/62	S	R. H.	1	C1SZ 2012-A
		L. H. -Not replaced	1	*C1SZ 2013-A
63	S	R. H.	1	C3SZ 2012-A
		L. H.	1	C3SZ 2013-A
64	S	R. H.	1	C4SZ 2012-A
		L. H.	1	C4SZ 2013-A
- X -				
60/62	X		2	C0DZ 2014-A
63/64	X(9" x 2 1/4" brakes)	R. H.	1	C4DZ 2012-B
		L. H.	1	C5DZ 2013-B
62/	X(10" x 2 1/4" brakes)	R. H.	1	C3OZ 2012-B
		L. H.	1	C3OZ 2013-B
62/	X(10" x 2 1/2" brakes)	R. H.	1	C9OZ 2012-A
		L. H.	1	C3OZ 2013-C
61/64	S	Bolt (to spindle)-upper-3/8"-24 x 1 3/8" T" hd.	4	375748-S(BB807EA)
62/	B	Bolt (plate to spindle)	6	
63/	X (10" X 2 1/4" brakes)		6	

Note 1 - Fade Resistant Brakes Optional on all Models

 Δ F.R. - Fade Resistant

Note 2 - Taxis are equipped with Bonded Wear Resistant Linings-available in 2001 and 2200 Kits Only

FORD CAR PARTS

SECTION 20

YEAR	MODEL	DESCRIPTION	QTY.	PART NUMBER
2012-14 PLATE ASSY. - FRONT BRAKE CARRIER - continued				
62/	B	Bolt (plate to spindle)-3/8"-24 x 2 3/16"-T"head	2	375381-S(BB8070A)
63/	X (10" x 2 1/4" brakes)		2	
62/	B, X	Locknut-3/8"-24		382832-S (MM169JF)
61/	S	Locknut-3/8"-24	4	34445-S8(M80)
60/	A	Bolt (plate to spindle)-lower-3/8"-24 x 1 1/8"	2	373186-S (B5376A)
60/	A	Bolt (plate to spindle)-lower-3/8"-24 x 1 3/4"	2	373187-S (BB376AD)
63/	X	Bolt (plate to spindle)-3/8"-24 x 1"-special head	6	378493-S (BB709)
60	S		6	
63/	X	Bolt (plate to spindle)-3/8"-24 x 1 53/64"-special head	2	378494-S (BB800)
60	S		2	
63/	A (except 57C, 63C, 65B, 76B)-wear resistant brakes	Bolt (plate to spindle)-lower-3/8"-24 x 1 1/8"-hex. washer head	2	377762-S (BB390W)
63/	A (except 57C, 63C, 65B, 76B)-wear resistant brakes	Bolt (plate to spindle)-lower-3/8"-24 x 1 3/4"-hex. washer head	2	377763-S (BB390X)
		Nut-3/8"-24		382832-S (MM169JF)
		Lockwasher - 3/8"		357629-S7 (XX303)
61/	A	Bolt (plate to spindle)-upper-9/16"-18 x 2"	2	359788-S (BB265A)
		Lockwasher-9/16"		34810-S (X-69)
61	S	Bolt (plate to spindle)-lower-1/2"-20 x 1 13/64"	2	373830-S (BB243A)
61	S	Bolt (plate to spindle)-lower-1/2"-20 x 2 1/2"	2	373831-S (BB258A)
62/64	S	"Before 2/3/64" Bolt (to spindle)-lower-1/2"-20 x 2 3/4"-swage	2	378945-S (BB383E)
64	S	"From 2/3/64" Bolt (to spindle)-1/2"-20 x 1 1/2"-swage	2	378886-S (BB374F)
		Locknut-1/2"-20	4	34449-S7-8 (M85)
2B014 ADAPTER - POWER BRAKE BOOSTER PUSH ROD				
61/63	A (Midland-Ross)		1	C3TZ 2B014-A
61/64	S (Midland-Ross)		1	
62/	B (Midland-Ross)		1	
2B014 BUSHING ASSY. - POWER BRAKE BOOSTER PISTON GUIDE				
64	A, B, S	1 3/16" O. D.	1	C4AZ 2B014-A
2018 SHOE and LINING ASSY. - FRONT BRAKE PRIMARY				
		2018-supplied in 2001 kits	2	
2019 SHOE and LINING ASSY. - FRONT BRAKE SECONDARY				
		2019-supplied in 2001 kits	2	
2A020 PIN - POWER BRAKE BOOSTER LEVER PIVOT				
60/61	A, S	3/8"-24 x 3"-with Bendix boosters	1	B9MM 2A020-B
2021 LINING - BRAKE PRIMARY SHOE				
		2021-for riveting-supplied in 2007 kits	2	
2A021 GUARD - BRAKE MASTER CYLINDER PUSH ROD				
60/61	A	2 3/8" long-with Bendix & Midland-Ross boosters	1	C0AA 2A021-A
60/64	S		1	
64/	A (drum brakes)		1	
2022 LINING - FRONT BRAKE SECONDARY SHOE				
		2022-supplied in 2007 kits	2	
		Rivet (lining)-9/64"x9/32"	40	351915-S (SS14)
		Rivet (lining)-9/64"x 1/4"	96	375991-S (SS23)
2026 GASKET - FRONT BRAKE GREASE BAFFLE - Refer to Group 1193				
2027 PIN - BRAKE SHOE ANCHOR				
60/61	A (Taxi)-11" x 3" bonded W.R.brakes	Front-3 grooves-15/16"-16 x 2 29/32"	2	C0AA 2027-C
60/61	A (11" x 2 1/2" brakes)	Front-15/16"-16 x 2 19/32"	2	B7A 2027-B
60	S		2	
60/61	A (11" x 3" brakes)-except Taxi	Front-4 grooves-15/16"-16 x 2 7/8"	2	COMM 2027-B
62/	A (11" x 2 1/2" brakes)	Front-5/16"-16 x 2.643"	2	C2AZ 2027-D
62/	A (11" x 3" brakes)-except Taxi	Front-15/16"-16 x 2.893"	2	C2AZ 2027-E
62/	A (Taxi)-11" x 3" bonded W.R.brakes	Front-15/16"-16 x 2.923"	2	C3AZ 2027-A
60/	A, S	Nut (front anchor pin)-15/16"-16	2	359398-S (MM126)
		Lockwasher-61/64"		358771-S (XX340)
60/	A, S	Nut (rear anchor pin)-5/8"-18	2	33850-S8 (M72)
		Lockwasher-5/8"		34811-S2 (X71)
2028 PLATE - REAR BRAKE SHOE ANCHOR GUIDE				
61/	A, S	Front & rear	AR	COMM 2028-A

YEAR	MODEL	DESCRIPTION	QTY.	PART NUMBER
2031-2 BRACKET - POWER BRAKE BOOSTER MOUNTING				
62	A (with S/T)	R. H. -Midland-Ross	1	C2AZ 2031-A
		L. H. -Midland-Ross	1	C2AZ 2032-A
64/	B(drum brakes)	Front-Midland-Ross	1	C4OZ 2031-A
		Rear-Midland-Ross	1	C4OZ 2032-A
2035-6 SPRING - BRAKE SHOE RETRACTING				
- A -				
60/62	A(manual-adjusting brakes) - "Before 6/15/62"	Front & rear-4 7/16" long-Brown	8	B5A 2035-A
62	A(manual-adjusting brakes) - "From 6/15/62"	Front & rear-4 9/16" long-18 1/2 coils-Red	8	C1VV 2035-A
60/62	A(11" x 3" brakes)	Front-lower-shoe to shoe-7 3/4" long-(12) 5/8" dia. coils	2	B7A 2035-A
63/	A(11" x 3" brakes)	Front-lower-shoe to shoe-7 13/16" long-(7) 5/8" dia. coils at each end-Red	2	C3AZ 2035-A
63/	A(manual adjusting brakes)	Front & rear-4 9/16" long-(17 1/2) 5/8" dia. coils-Red	8	C3SZ 2035-A
61/64	A(self-adjusting brakes)	Front & rear-primary-2 15/16" long-Red	4	COMM 2036-A
61/	A(self-adjusting brakes)	Front & rear-secondary-4 19/32" long-Black	4	COMM 2035-A
- B -				
62/	B	Front & rear-primary-4 9/64" long-(12 1/2) 9/16" dia. coils & (4) 23/32" dia. coils-Green	4	C2OZ 2035-C
62/	B(Taxi)	Front & rear-secondary	4	
62/	B(except Taxi)	Front & rear-secondary-4 1/64" long-(18 1/2) 35/64" dia. coils-Yellow	4	C2OZ 2035-A
62/	B	Front-lower-shoe to shoe-6 13/16" long-(6 1/4) 5/8" dia. coils at each end-Blue	2	C2OZ 2035-D
- S -				
61	S	Front-primary	2	COMM 2036-A
61	S	Front-secondary	2	COMM 2035-A
60/61	S	Rear-primary & secondary	4	B5A 2035-A
60	S	Front-lower-shoe to shoe	2	B7A 2035-A
62	S	Front-4 9/16" long-18 1/2 coils-Red	4	C1VV 2035-A
62	S	Rear-4 7/16" long-19 1/2 coils-Purple	4	C1VV 2296-A
63/64	S	Front-4 9/16" long-(17 1/2) 5/8" dia. coils-Red	4	C3SZ 2035-A
63/	S	Rear-4 31/64" long-(16 1/2) 3/4" dia. coils-Yellow	4	C3SZ 2296-A
- X -				
60/62	X	Front & rear-3 33/64" long-(11 1/2) 11/16" dia. coils-Black	8	C3DZ 2035-A
63/	X(9" brakes)	Front	4	
63/	X(9" brakes)-S/D, S/W, 66, 76	Rear	4	
62/	X(10" brakes)	Front-lower-shoe to shoe-6 13/16" long-(6 1/4) 5/8" dia. coils at each end-Blue	2	C2OZ 2035-D
63/	X(9" brakes)-except S/D, S/W, 66, 76	Rear-3 33/64" long-(12 1/2) 39/64" dia. coils-Blue	4	C3DZ 2296-A
63/	X(10" brakes)	Front & rear-primary-4 9/64" long-(12 1/2) 9/16" dia. coils & (4) 23/32" dia. coils-Green	4	C2OZ 2035-C
63/	X(10" brakes)	Front & rear-secondary-4 1/64" long-(18 1/2) 35/64" dia. coils-Yellow	4	C2OZ 2035-A
2A038 RESERVOIR ASSY. - POWER BRAKE BOOSTER				
60	A		1	C0AA 2A038-A
61	A		1	C1AA 2A038-B
61/	S		1	
60	S		1	B9SZ 2A038-A
60/61	A (1962/ S)	Nut (reservoir to fender apron)-5/16"-24	2	33798-S8(M62)
60	S	Nut (reservoir to splash shield)	2	
		Lockwasher-5/16"		34806-S7(X64)
61/	S (76A)	"O" ring (reservoir bolt)	1	IP 77265-B
@ 2A040 TUBE ASSY. - BRAKE MASTER CYLINDER TO CONNECTOR				
60/61	A (1961/64 S)	Connector (tube to master cylinder)-3/16" tube	1	358165-S(II-65)
60/64	A(6 cyl.)	Fitting (tube to master cylinder)-3/16" tube-45° elbow	1	87495-S(I-28D)
60/64	A(8 cyl.)	Connector (tube to master cylinder)-3/16" tube	1	87531-S(I-11)
60/	B		1	
62/	A	Tee (tube to master cylinder)-1/8" pipe thread-	1	375776-S
62/64	B	3/16" tube	1	(II-146BA)

@ Replacement tubes except as indicated by part number are to be made from bulk tubing stock listed by size and part number under basic Group 2269. Insulators are to be improvised from rubber hose, friction tape, etc., as required.

YEAR	MODEL	DESCRIPTION	QTY.	PART NUMBER
@ 2A040 TUBE ASSY. - BRAKE MASTER CYLINDER TO CONNECTOR - continued				
64	S(with Automatic trans. & Power Brake booster)	Elbow (outlet tube)-90°	1	87380-S(134A)
62/	B	Clip (to side member)	1 or 2	372323-S(GG154B)
		Fitting 3/16" tube-3/8" -24	AR	87942-S8 (I-20)
		Nut-3/16" tube-7/16"-24	AR	358609-S8(MM103)
		Nut-3/16" tube-3/8" -24	AR	381809-S36 (MM105D)
		Fitting-1/4" tube-7/16" -24	AR	87943-S8(I-21)
2041 SCREW - BRAKE ADJUSTING				
60	A, S	Front & rear-1/2"-20 x 2 1/2"	4	B7A 2041-A
61/	A(with manual adjusters)	Front & rear-R. H. & L. H.	4	
61/	A(with self-adjusters)	Front & rear-L. H. -7/16"-20 x 2 1/2"	2	C1AZ 2041-A
61/	A(with self-adjusters)	Front & rear-R. H. -7/16"-20 x 2 1/2"	2	C4TZ 2041-A
62/	B(Taxi)	Front & rear-7/16"-20 x 2 1/4"	4	8A 2041
62/	B (except Taxi)	Front & rear-R. H. -7/16"-20 x 2 1/4"-stamped "R" has 3 double nibs equally spaced	2	C2OZ 2041-A
63/	X		2	
62/	B (except Taxi)	Front & rear-L. H. -7/16"-20 x 2 1/4"-stamped "L" has 3 double nibs equally spaced	2	C2OZ 2041-B
63/	X		2	
61/62	S	Front & rear-R. H.	2	C1VV 2041-A
61/62	S	Front & rear-L. H.	2	C1AZ 2041-B
63/	S	R. H.	AR	C3SZ 2041-A
63/	S	L. H.	AR	C3SZ 2041-B
60/62	X	Front & rear-3/8"-24 x 2 1/4"	4	C2DZ 2041-A
2042 LINK - BRAKE SHOE TO CYLINDER				
60/	A, B	Front & rear-2 1/16" long	8	B7A 2042-A
60/62	S	Front & rear	8	
60	X	Rear	4	
63/	X(10" brakes)	Front & rear	8	
63/	S	1 7/8" long	AR	C3SZ 2042-A
2044 GASKET - FRONT BRAKE CARRIER PLATE TO SPINDLE				
60/61	A	2 3/8" I. D.	2	B7A 2044-A
63	A (Taxi)		2	
60/62	S		2	
64	A (Taxi)	2 3/8" I. D.	2	B7AZ 2044-A
62/64	A (except Taxi)	"Before 3/9/64" 2 13/16" I. D.	2	C2AZ 2044-A
64/	A (except Taxi)	"From 3/9/64" 2 13/16" I. D.	2	C2AZ 2044-B
62/	B	2" I. D.	2	C2OZ 2044-A
63/	X (10" brakes)		2	
63/64	S		2	C1VV 2044-A
63/	X (9" brakes)	2 3/8" I. D.	2	C4DZ 2044-A
2047 NUT - BRAKE ADJUSTING SCREW				
60	A, S	Front & rear-1/2"-20-three grooves on body for identification	4	B7A 2047-A
61/62	A(with manual adjusters)	"Before 6/15/62" Front & rear-R. H. & L. H.	4	
61/	A(with self-adjusters)	Front & rear-L. H.	2	C1AZ 2047-A
62/	A(with manual adjusters)	"From 6/15/62" Front & rear-R. H. & L. H.	4	
61/62	S	Front & rear-L. H.	2	
61/	A(with self-adjusters)	Front & rear-R. H.	2	C2AZ 2047-A
61/62	S	Front & rear-R. H.	2	
62/	B (Taxi)	Front & rear-7/16"-20-three grooves on body for identification	4	AD 2047-A
62/	B (except Taxi)	Front & rear-R. H. -7/16"-20 x 2 1/8"	2	C2OZ 2047-A
63/	X(10" brakes)	Front & rear-R. H.	2	
62/	B (except Taxi)	Front & rear-L. H. -7/16"-20 x 2 1/8"	2	C2OZ 2047-B
63/	X(10" brakes)	Front & rear-L. H.	2	
63/	S	R. H.	AR	C3SZ 2047-A
63/	S	L. H.	AR	C3SZ 2047-B
60/62	X	Front & rear -3/8"-24 x 2 3/32"-1 groove	4	C1DD 2047-A
63/	X(9" brakes)	Front & rear-R. H. -7/16"-20 x 2 1/8"-2 grooves	2	C3DZ 2047-A
63/	X(9" brakes)	Front & rear-L. H. -7/16"-20 x 2 1/8"-1 groove	2	C3DZ 2047-B

@ Replacement tubes except as indicated by part number are to be made from bulk tubing stock listed by size and part number under basic Group 2269. Insulators are to be improvised from rubber hose, friction tape, etc., as required.

YEAR	MODEL	DESCRIPTION	QTY.	PART NUMBER			
2A047 HOSE - POWER BRAKE BOOSTER RESERVOIR TO MANIFOLD - Make from B4C 4090-A							
60	A (except 8 cyl. 352)	Nipple (hose to manifold)	1	354316-S(II-132)			
60	A(6 cyl.)	Elbow (hose to manifold)-3/8"-18-90°	1	371737-S(II-10)			
61/62	A (6 cyl.)	Elbow (hose to intake manifold)-1/4"-18	1	374044-S(II-187G)			
61/	A (8 cyl. 292)	Nipple (hose to manifold)	1	353652-S(II-4)			
62/	A(8 cyl. 352, 390)	Elbow (hose to manifold)-3/8"-18-90°	1	374632-S(II-11A)			
63/64	A (6 cyl.)	"Before 10/1/63"	1	376871-S(1122D)			
64	A (6 cyl.)	"From 10/1/63"	1	353793-S(II-3)			
63/	S	Clip (hose to windshield wiper line)	1	353547-S2(GG173)			
61/	S	Tee-1/4"-3/8" hose	1	374759-S(II98)			
2A048 SOCKET - BRAKE ADJUSTING SCREW							
60	A, S	Front & rear-11/16" O. D. -1 3/32" long-one groove	4	B7A 2048-A			
61/	A, S	Front & rear-5/8" O. D. -1 7/64" long-3 grooves	AR	C1AA 2048-A			
60/62	X	Front & rear-9/16" O. D. -1" long-3 ribs	2	C2DZ 2048-A			
62/	B (Taxi)	Front & rear-1" long-three grooves	4	AD 2048-A			
62	B (except Taxi)	Front & rear-5/8" O. D. -1" long	4	C2OZ 2048-A			
63/	B (except Taxi)	Front & rear-5/8" O. D. -31/32" long	4	C3OZ 2048-A			
63/	X(10" brakes)	Front & rear	4				
63/	X(9" brakes)	Front & rear-5/8" O. D. -1" long	4	C3DZ 2048-B			
61/	S	Washer-flat-.474" I. D.	4	373498-S(XX188)			
62/	A, B		4				
63/	X		4				
@ 2A048 TUBE ASSY. - FRONT BRAKE TUBE FITTING TO CONNECTOR							
		Nut-3/16" tube-3/8"-24	AR	87942-S8(I-20)			
2A049 SPRING - BRAKE ADJUSTING SCREW							
60	A, S	Front & rear-5/8" diameter-3 1/4" long	4	H 2049			
61/	A (manual-adjusting brakes)	Front & rear	4				
61/	A, B (self-adjusting brakes)	Front & rear-3/4" dia. -3 1/8" long-Blue	4	C1SS 2049-A			
63/	X(10" brakes)	Front & rear	4				
61/62	S	Front & rear	4				
61	S	Rear-L. H. -Red-Refer to T. S. B. #456 dated 1-30-61 & T. S. B #476 dated 6-19-61	1	C1SS 2049-B			
63/	S	Front & rear-49/64" dia. -3 13/32" long-21 1/2 coils-Red	AR	C3SZ 2049-A			
60/62	B, X (manual-adjusting brakes)	Front & rear-7/16" diameter-3 1/4" long	4	8A 2049			
63/	X(9" brakes)	Front & rear-35/64"-3 15/64" long-25 1/2 coils-Green	4	C3DZ 2049-B			
2A051 BRACKET - BRAKE LINE SUPPORT							
60	X(59, 66, 71)		1	C3DZ 2A051-B			
2061-2 CYLINDER ASSY. - FRONT BRAKE							
YEAR	MODEL	LOCATION	DIAMETER (Inches)	IDENTIFICATION (Paint Daub or Strip)	QTY.	PART NUMBER	
						CYLINDER ASSY.	REPAIR KIT
60/	A	R. H.	1 3/32	1-Blue	1	C5AZ 2061-A	C3AZ 2221-A
60	S	L. H.			1	C5AZ 2062-A	C3AZ 2221-A
62/	B, X(10" x 2 1/4" brakes)	R. H.	1 1/8	2-White	1	C3OZ 2061-B	C3OZ 2221-B
		L. H.			1	C3OZ 2062-B	C3OZ 2221-B
62/	B (10" x 2 1/2" brakes)	R. H.	1 1/16	2-Red	1	C3OZ 2061-C	C3OZ 2221-C
		L. H.			1	C3OZ 2062-C	C3OZ 2221-C
60/64	X(9" x 2 1/4" brakes)	R. H.	1 1/16	1-Red	1	C5DZ 2061-A	C1DZ 2221-A
		L. H.			1	C5DZ 2062-A	C1DZ 2221-A
61/62	S	R. H.	1 3/32		1	C2VY 2061-A	C3AZ 2221-A
		L. H.			1	C2VY 2062-A	C3AZ 2221-A
63/64	S	R. H.	1 3/32		1	C2VY 2061-A	C3AZ 2221-A
		L. H.			1	C2VY 2062-A	C3AZ 2221-A
YEAR	MODEL	DESCRIPTION			QTY.	PART NUMBER	
62/	B	Bolt (cylinder to carrier plate)-5/16"-18 x 1/2"			4	20310-S8(B48)	
60/	A				4		
60/64	S				4		
63/	X (10" x 2 1/4" brakes)				4		
60/	X	Lockwasher-5/16"				* 34941-S7	
		Screw & washer (cylinder to carrier plate)-1/4"-28 x 3/8"			4	42741-S7-8(U2)	

@ Replacement tubes except as indicated by part number are to be made from bulk tubing stock listed by size and part number under basic Group 2269. Insulators are to be improvised from rubber hose, friction tape, etc., as required.

YEAR	MODEL	DESCRIPTION	QTY.	PART NUMBER
2066 CUP - BRAKE SHOE HOLD DOWN SPRING - Also refer to Group 2A094				
60/	A, B, S		AR	B7A 2066-A
63/	X (10" brakes)	Front & rear	16	
64/	X (9" brakes)	Front & rear	8	
2068 SPRING - BRAKE SHOE HOLD DOWN - Also refer to Group 2A094				
60	A, S	23/32" O. D. -1 1/16" long	8	H 2068
61	S	Front-upper	4	
62	S	Front & rear-upper	8	
62/64	A (self-adjusting brakes)	Front & rear-lower	8	
62/	B	Front & rear-primary	4	
62/	B (Taxi)	Front & rear-secondary	4	
63/	X (10" brakes)	Front & rear-primary	4	
61	A	Front-upper-3/4" O.D. -1 3/16" long-Brown	4	C1SS 2068-A
62/64	A (self-adjusting brakes)	Front & rear-upper	8	
61	A, S	Rear-upper & lower	8	
62	S	Rear-lower	4	
61	A	Front-lower-3/32" long-Black	4	TDAA 2068-A
61/62	S	Front-lower	4	
62/	B (except Taxi)	Front & rear-secondary	4	
63/	X (10" brakes)	Front & rear-secondary	4	
63/	S	Front & rear-upper 41/64" O. D. -1 1/16" long-5 1/4 coils-Silver	AR	C3SZ 2068-A
63/	A (manual-adjusting brakes)	Front & rear	AR	
63/	S	Front & rear-lower-47/64" O.D. -1 1/8" long-5 1/4 coils-Purple	AR	C3SZ 2068-B
64	X (9" brakes)	Front & rear-primary-.802" long-Gray	4	C4DZ 2068-A
64	X (9" brakes)	Front & rear-secondary-.886" long-Bronze	4	C4DZ 2068-B
2069 PIN - SHOE HOLD DOWN SPRING				
60/	A (11" x 3" brakes)	Front-2 37/64" long	AR	B8E 2069-A
61/64	S	Front	AR	
60/	A (11" x 2 1/4" & 11" x 2 1/2" brakes)	Front & rear-2 5/16" long-stamped "I"	AR	B7A 2069-A
62/	B, X (10" x 2" brakes)	Rear	4	
62/	B, X (10" brakes)	Front	4	
60	S	Front & rear	AR	
61/	S	Rear	AR	
62/	B, X (10" x 1 3/4" brakes)	Rear-2 3/32" long-stamped "8"	4	8A 2069-A
64/	X (9" brakes)	Front & rear	4	
63/	B (10" x 2 1/2" brakes)	Rear-2 15/32" long-stamped "6"	4	B7T 2069-A
2073 BRACKET - REAR BRAKE HOSE SUPPORT - Also refer to Group 2082				
60/64	A		1	C0AA 2073-B
62	B		1	C2OZ 2073-A
63/	B (except S/W)		1	
63/	B(S/W)		1	C4OZ 2073-A
64/	S		1	C4SZ 2073-A
62/	A, S	Screw (hose to frame)-5/16"-18 x 7/8"-tapping	1	40182-S(U269)
62/	B	Screw (hose to underbody)-5/16"-18 x 1/2"-tapping	1	40923-S8(U264)
64/	S	Screw (to cross member)-5/16"-18 x 5/8"-tapping	1	40936-S8(U265)
2B073 SEAL - BRAKE VACUUM BOOSTER CHECK VALVE - Also refer to Group 2B176				
64/	A, B (Midland-Ross)		1	C3TZ 2B073-A
64	S (Midland-Ross)		1	
2074 CONNECTOR - BRAKE PIPE - REAR				
60/	A		1	C0AZ 2074-A
62	B		1	C2OZ 2074-A
63/	B (except S/W)		1	
63/	B(S/W)		1	C3OZ 2074-A
64/	B Special (8 cyl. 289 4/B carb.)		1	
60/63	X		1	B7A 2074-B
64/	X		1	C4DZ 2074-A
2B074 RING - BRAKE VACUUM BOOSTER BELLOWS WEAR				
64/	A, B (Midland-Ross)		1	C3TZ 2B074-A
64	S (Midland-Ross)		1	

YEAR	MODEL	DESCRIPTION	QTY.	PART NUMBER
2075 CONNECTOR - BRAKE PIPE - FRONT				
60/64	A			
62/	B		1	C1AA 2075-A
60/63	X		1	C2OZ 2075-A
61/62	S	"Before 10/9/61"	1	C0DD 2075-A
62/64	S	"From 10/9/61"	1	
64/	X (with Power Brake Booster)		1	C2SZ 2075-A
64/	X (without Power Brake Booster)		1	C4GY 2075-A
62/	A		1	C4DZ 2075-A
62/64	S	Screw (connector to frame)-5/16"-18 x 7/8"-tapping	1	40182-S(U269)
62/	B	Screw (connector to fender apron)-5/16"-18 x 1/2"-tapping	1	40923-S8(U264)
2076 FITTING - BRAKE MASTER CYLINDER OUTLET				
60	S		1	B8S 2076-A
2078 HOSE ASSY. - FRONT BRAKE				
- A -				
60/64	A	14 1/4" long	2	B4AZ 2078-A
- B -				
62/	B		2	LD 2078-A
- S -				
60	S		2	B4AZ 2078-A
61	S	15 3/4" long	2	C1SS 2078-C
62/64	S	15" long	2	B7AZ 2078-A
- X -				
60/64	X	15" long	2	B7AZ 2078-A
2082 BRACKET - FRONT BRAKE HOSE SUPPORT - Also refer to Group 2073				
60/64	A	R. H.	1	COAA 2082-B
61/64	S		2	C1SS 2082-C
62/	B		2	
60/64	X		2	C0DD 2082-A
61/62	S	Bolt (bracket to underbody)-5/16"-18 x 5/8"	2	20326-S7(B49)
		Lockwasher-5/16"		34806-S7(X64)
62/	A	Before 2/1/67"	2	40182-S(U269)
62/	A		2	40182-S(U269)
62/	B		2	40923-S8(U264)
63/64	S	Screw (bracket to underbody)-5/16"-18 x 1/2"-tapping	2	40923-S8(U264)
		Screw & washer (bracket to underbody) 5/16"-18 x 3/4"	2	42789-S8(U10)
2091 NUT - PARKING BRAKE EQUALIZER LEVER				
60/	A, S	5/16"-24	1	8A 2091
2092 COVER - BRAKE ADJUSTING HOLE				
60/	A, B, S, X	Front & rear-rubber	AR	8A 2092
2B093 PLATE ASSY. - POWER BRAKE BOOSTER END - Also refer to Group 2329				
64/	X		1	C5DZ 2B093-A
2A094 KIT - BRAKE SHOE HOLD DOWN - Also refer to Group 2068				
62	A (Taxi)-rear	Consists of 4-B7A 2066-A Cup 2-H 2068 Spring 2-B7A 2069-A Pin	2	B5AZ 2A094-A
62/	B (Taxi)-front & rear		4	
62/63	S (rear)		2	
61	A (S/W, P/I, Taxi)-front	Consists of	2	C1AZ 2A094-C
61/62	S-front	8-B7A 2066-A Cup 2-TDAA 2068-A Spring 2-C1SS 2068-A Spring 4-B8E 2069-A Pin	2	
61	A (except S/W, P/I & Taxi)-front	Consists of	2	C1AZ 2A094-D
61	A-rear	8- B7A 2066-A Cup 2-TDAA 2068-A Spring	2	
61/62	S-rear	4- B7A 2069-A Pin 2-C1SS 2068-A Spring	2	
62/64	A (Taxi)-front	Consists of 4-B7A 2066-A Cup 2-H 2068 Spring 2-B8E 2069-A Pin	2	C2AZ 2A094-A
62/64	A (S/W, P/I)-front	Consists of 4-B7A 2066-A Cup 1-H 2068 Spring 1-C1SS 2068-A Spring 2-B8E 2069-A Pin	2	C2AZ 2A094-B
62/64	A (except S/W, P/I, Taxi)-front	Consists of	4	C2AZ 2A094-C
62/64	A (except Taxi)-rear	4-B7A 2066-A Cup 1-H 2068 Spring 1-C1SS 2068-A Spring 2-B7A 2069-A Pin	2	

FORD CAR PARTS

SECTION 21

YEAR	MODEL	DESCRIPTION	QTY.	PART NUMBER
2A094 KIT - BRAKE SHOE HOLD DOWN - continued - Also refer to Group 2068				
63/64	A (Taxi)-rear	Consists of	2	C3AZ 2A094-A
63/64	S-rear	4-B7A 2066-A Cup 2-C3SZ 2068-A Spring 2-B7A 2069-A Pin	2	
62/	B, X (10" x 1 3/4" brakes)-rear	Consists of	2	C2OZ 2A094-D
		4-B7A 2066-A Cup 1-TDAA 2068-A Spring 1-H 2068 Spring 2-8A 2069-A Pin		
62/	B (except Taxi)-front	Consists of	2	C2OZ 2A094-E
62/	E, X(10" x 2" brakes-except Taxi)-rear	4-B7A 2066-A Cup 1-TDAA 2068-A Spring	2	
63/	X(10" brakes)-front	1-H 2068 Spring 2-B7A 2069-A Pin	2	
63/	B (10" x 2 1/2" brakes)-rear	Consists of	2	C3OZ 2A094-A
		4-B7A 2066-A Cup 1-TDAA 2068-A Spring 1-H 2068 Spring 2-B7T 2069-A Pin		
63/64	S(front)	Consists of	2	C3SZ 2A094-A
		8-B7A 2066-A Cup 2-C3SZ 2068-B Spring 2-C3SZ 2068-A Spring 4-B8E 2069-A Pin		
60/64	X (9" brakes)-front & rear " Before 2/3/64"	Consists of	2	C0DZ 2A094-A
		4-C0DD 2066-A Retainer 4-C0DD 2068-A Spring		
64	X (9" brakes)-front & rear " From 2/3/64"	Consists of	4	C4DZ 2A094-A
		2-B7A 2066-A Cup 1-C4DZ 2068-B Spring 1-C4DZ 2068-A Spring 2-8A 2069-A Pin		
2106 RETAINER - PARKING BRAKE LEVER				
60/	A, E, S, X		2	91A 2106
60/	A, B, S, X	Washer-spring(parking brake lever pin)-anti-rattle-3/8"	2	351467-S(XX352)
2107 PIN - PARKING BRAKE LEVER				
63/	X(9" brakes)		1	C1SZ 2107-A
2128 KIT - REAR BRAKE CYLINDER REPAIR - Also refer to Group 2261-62				
- A -				
60/64	A	15/16" diameter-consists of	2	B2A 2128-A
		2-8L 2001 Cup 2-96H 2206 Boot		
60/	A	7/8" diameter-consists of	2	C3AZ 2128-A
		2-C3AZ 2201-B Cup 2-96H 2206 Boot		
- B -				
62	B	7/8" diameter-consists of	2	C3AZ 2128-A
		2-C3AZ 2201-B Cup 2-96H 2206 Boot		
62/	B	27/32" diameter-consists of	2	C3OZ 2128-C
		2-C3OZ 2201-F Cup 2-96H 2206 Boot		
62/	B	29/32" diameter-consists of	2	C3OZ 2128-B
		2-C3OZ 2201-E Cup 2-96H 2206 Boot		
63/	B	15/16" diameter-consists of	2	C3OZ 2128-A
		2-C3OZ 2201-B Cup 2-96H 2206 Boot		
- S -				
60	S	29/32" diameter-consists of	2	B9S 2128-A
		2-B9S 2201-A Cup 2-96H 2206 Boot		
61/62	S	7/8" diameter-consists of	2	C3AZ 2128-A
		2-C3AZ 2201-B Cup 2-96H 2206 Boot		
63/	S	15/16" diameter-consists of	2	C3OZ 2128-A
		2-C3OZ 2201-B Cup 2-96H 2206 Boot		
- X -				
60/64	X	13/16" diameter-consists of	2	C0DZ 2128-A
		2-C0DD 2201-A Cup 2-C0DD 2206-A Boot		
60/64	X	7/8" diameter-consists of	2	C0DZ 2128-B
		2-C0DD 2202-B Cup 2-C0DD 2206-A Boot		
63/	X	15/16" diameter-consists of	2	C3OZ 2128-A
		2-C3OZ 2201-B Cup 2-96H 2206 Boot		
63/	X(8 cyl.)	29/32" diameter-consists of	2	C3OZ 2128-B
		2-C3OZ 2201-E Cup 2-96H 2206 Boot		
2B130 GUIDE - POWER BRAKE BOOSTER BODY PISTON				
64	X	1.52" I. D. - 1.99" O. D.	1	C4DZ 2B130-A
2B131 RETAINER - POWER BRAKE BOOSTER BODY PISTON GUIDE				
64	X	1.61" I. D.	1	C4DZ 2B131-A

SECTION 21

YEAR	MODEL	DESCRIPTION	QTY.	PART NUMBER			
2B132 STOP - POWER BRAKE BOOSTER CONTROL VALVE PISTON							
64/	X		1	C4DZ 2B132-A			
2133 NUT - BRAKE MASTER CYLINDER TO FRONT BRAKE CONNECTOR TUBE							
60/64	A, S	3/8"-24	1	AD 2133-A			
64/	S	Front brake pipe to hose	2				
2140 CYLINDER ASSY. - BRAKE MASTER							
YEAR	MODEL	DESCRIPTION	DIAMETER	QTY.	CYLINDER ASSY.	REPAIR KIT	
- A -							
60/61	A (with P/B)	Less push rod	1	1	C0AZ 2140-B	C0AZ 2004-C	
60/64	A (without P/B)-	" Before 12/10/63"	Less push rod	1	1	C3AZ 2140-B	C3AZ 2004-A
62	A (with P/B)	Less push rod	1	1	C4OZ 2140-A	C4OZ 2004-A	
63	A (with P/B)	Less push rod	1	1	C3AZ 2140-A	C3AZ 2004-B	
64	A (without P/B)-	" From 12/10/63"	Less push rod	1	1	C4AZ 2140-B	C4AZ 2004-A
64	A (with P/B)	Less Push Rod	7/8	1	C1SZ 2140-A	C1SZ 2004-A	
- B -							
62/64	B (without P/B)-	" Before 12/10/63"	Less push rod	1	1	C3AZ 2140-B	C3AZ 2004-A
63/64	B (with P/B)	Less push rod	1	1	C4OZ 2140-A	C4OZ 2004-A	
64	B (without P/B)-	" From 12/10/63"	Less push rod	1	1	C4AZ 2140-B	C4AZ 2004-A
- S -							
60	S (without P/B)	Less push rod	1	1	B5A 2140-B	C3AZ 2004-A	
60	S (with P/B & A/C)	Less push rod	1 1/8	1	B8S 2140-A	C0AZ 2004-B	
60	S (with P/B-less A/C)	Less push rod	1	1	B9SZ 2140-A	C0AZ 2004-C	
61	S	" Before 6/9/61"	Less push rod	1	1	C0AZ 2140-B	C0AZ 2004-C
61/64	S	" From 6/9/61"	Less push rod	7/8	1	C1SZ 2140-A	C1SZ 2004-A
- X -							
60/64	X (without P/B)-	" Before 12/10/63"	Less push rod	1	1	C3AZ 2140-B	C3AZ 2004-A
64	X (without P/B)-	" From 12/10/63"	Less push rod	1	1	C4AZ 2140-B	C4AZ 2004-A
64	X (with P/B)	Less push rod	7/8	1	C1SZ 2140-A	C1SZ 2004-A	
YEAR	MODEL	DESCRIPTION	QTY.	PART NUMBER			
60	A-6 cyl. (with Power Brake Booster)	Bolt (cylinder to dash panel)-L. H. - 5/16"-24 x 1 1/4"	1	20427-S8(B158)			
60	A	Bolt (cylinder to brake pedal bracket)	2				
60	A-6 cyl. (with Power Brake Booster)	Bolt (cylinder to dash panel)-R. H. -3/8"-16 x 1 5/8"	1	20488-S8(B86)			
60/63	A, X	Bolt (cylinder to dash panel)-3/8"-16 x 1 3/8"	2	20448-S8(B83)			
60/	A	Bolt (cylinder to brake booster)-5/16"-24 x 1 1/2"	2	20467-S7(B160)			
60/	S	Bolt & retainer assy. (cylinder to dash panel)- 5/16"-24 x 1 1/8"	4	371468-S2(RR26)			
60/	S (with Power Brake Booster)	Bolt (cyl. to pedal support brkt.)-5/16"-24 x 2"	2	20521-S8(B162)			
		Nut-5/16"-24		33798-S8(M62)			
		Washer-flat-5/16"		44722-S8(X19)			
		Lockwasher-5/16"		34806-S7(X64)			
60/	S (except A/C)	Nut (cylinder to booster)-5/16"-24	4	33798-S8(M62)			
		Lockwasher-5/16"		34806-S7(X64)			
		Lockwasher-3/8"		351487-S(XX291)			
62/	B	Bolt (cylinder to dash panel)-3/8"-16 x 1 1/4"	2	359266-S8(BB157)			
64	A, X		2				
		Lockwasher-3/8"		34807-S8(X66)			
2143 ROD ASSY. -BRAKE MASTER CYLINDER PUSH							
60/63	A	6 3/16" long	1	C0AZ 2143-B			
64	A	6" long	1	C4AZ 2143-A			
62/64	B	6 3/16" long	1	C0AZ 2143-B			
60/64	X	5 1/4" long	1	C0DD 2143-A			
60/64	A	Ring (rod to brake pedal)-"C" washer-7/16"	1	372878-S7(XX16)			
62/64	B	I. D. -7/8" O. D.	1				
63/64	X		1				
2145 SPRING and RETAINER ASSY. - BRAKE MASTER CYLINDER PISTON RETURN							
60	A-6 cyl. (with Power Brake Booster)		1	C0AA 2145-A			
60/64	A, B, X	" Before 12/10/63"	1	C3AZ 2145-A			
60/61	S	" Before 6/9/61"	1				
64/	A, B, X	" From 12/10/63"	1	C4AZ 2145-A			
61/64	S	" From 6/9/61"	1	C1VV 2145-A			

FORD CAR PARTS

SECTION 21

29

YEAR	MODEL	DESCRIPTION	QTY.	PART NUMBER
2149 GASKET - BRAKE LINE				
60/	A, E, S, X	39" I. D. -. 62" O. D.	AR	8M 2149
2A150 BUSHING - POWER BRAKE BOOSTER LEVER				
60/61	A	1/2" long	2	B9MM 2A150-A
60/	S		2	
2B152 HUB - POWER BRAKE BOOSTER DIAPHRAGM GUIDE				
62	A	2 13/32" long-use with C2AZ 2005-F tagged	1	C2AZ 2B152-A
2154 GASKET - BRAKE				
60	A, S	Master cylinder outlet-. 51" I. D. -. 70" O. D. Power brake outlet tube to booster	2	91T 2154-A
60	S		2	
2A157 SPRING - POWER BRAKE BOOSTER CONTROL VALVE RETURN				
62/63	A (Midland-Ross)	78" I. D. -. 73" long-4 coils	1	C2AZ 2A157-A
62/	B (Midland-Ross)		1	
64/	X(Bendix)	10 3/4" long	1	C4DZ 2A157-A
2A158 PLATE.ASSY. - POWER BRAKE BOOSTER PISTON - FRONT				
61	A		1	C1AA 2A158-A
2162 CAP ASSY. - BRAKE MASTER CYLINDER FILLER				
60/	A, B, X(drum brakes)		1	C5ZZ 2162-A
61/6+	S		1	
60	S		1	AB 2162-C
62/64	S (Sports Roadster)	Chrome	1	C2SZ 2162-A
2167 GASKET - BRAKE MASTER CYLINDER FILLER CAP				
60/	A, B, X(drum brakes)	2 7/8" O. D.	1	C5ZZ 2167-A
61/64	S		1	
60	S	1 41/64" I. D. -1 7/8" O. D.	1	8M 2167
2169 PISTON - BRAKE MASTER CYLINDER				
		2169-supplied in 2004 kits	1	
2173 CUP - BRAKE MASTER CYLINDER PRIMARY				
		2173-supplied in 2004 kits	1	
2174 SNAP RING - BRAKE MASTER CYLINDER PISTON				
		2174-supplied in 2004 kits	1	
2A176-7 LEVER - BRAKE SHOE ADJUSTING				
61/	A, B, S	R. H.	AR	COLL 2A176-A
63/	X(10" brakes)	R. H.	AR	
		L. H.	AR	COLL 2A177-A
63/	X(9" brakes)	R. H.	AR	C3DZ 2A176-B
		L. H.	AR	C3DZ 2A177-B
2B176 GROMMET - BRAKE BOOSTER CHECK VALVE				
64/	X	Rubber-. 86" I. D. -1. 29" O. D.	1	C9AZ 2B176-A
2A178 CABLE ASSY. - BRAKE SHOE ADJUSTING LEVER				
61/	A	11 1/8" long	AR	C1SS 2A178-A
61/62	S		4	
62/	B, X(10" brakes)	9 51/64" long	AR	C2OZ 2A178-A
63/	S	10 15/16" long	AR	C3SZ 2A178-A
63/	X(9" brakes)	8 27/64" long	AR	C3DZ 2A178-A
2A179 GUIDE - BRAKE SHOE ADJUSTING LEVER CABLE				
61/	A, B, S, X		AR	C1SS 2A179-A
2180 BOOT - BRAKE MASTER CYLINDER				
60/	A, B, X(drum brakes)	9/32" & 1 5/16" I. D. -2" long	1	0A 2180
60	S		1	
61/64	A, B, S (Midland-Ross booster)	3/8" & 2" I. D. - 1 15/16" long	1	C1AA 2180-A
61/63	A(Midland-Ross booster)	5/16" & 1 21/64" I. D. - 1 1/2" long-use with	1	C1AZ 2180-A
64/	X(Bendix Booster)	Rubber-1. 57" long-2" O. D.	1	C4DZ 2180-A

YEAR	MODEL	DESCRIPTION	QTY.	PART NUMBER
2A185 VALVE ASSY. - POWER BRAKE BOOSTER CHECK - Also refer to Groups 2365 & 2A411				
60	A(6 cyl.)		1	B9AZ 2A185-C
60	S (with A/C)		1	
60	A-8 cyl. (with C0AZ 2005-A booster)	At manifold	1	B9AZ 2A185-B
60	S (with B9SZ 2005-A booster)-except A/C		1	
61	A, S (Bendix Booster)		1	C1SS 2A185-A
60	S (with B9SZ 2005-A booster)-except A/C	At dash panel-stamped 378629	1	B9AZ 2A185-A
61	A		1	
61/64	A, S (Midland-Ross booster)		1	C1AA 2A185-A
62/	B		1	
60	A(6 cyl.)	Grommet (valve to dash panel)	1	353789-S(KK6)
2194-7 PISTON ASSY. - BRAKE CYLINDER				
- A -				
60/	A(drum brakes)	Front-1 3/32" O. D.	4	COLL 2196-A
60/64	A	Rear-15/16" diameter	4	C3OZ 2196-D
60/	A	Rear-7/8" O. D.	4	8A 2197-A
- B -				
62	B	Rear-7/8" O. D.	4	8A 2197-A
62/	B(10" x 2 1/2" brakes)	Front-1 1/16" O. D.	4	C3OZ 2196-B
62/	B(10" x 2 1/4" brakes)	Front-1 1/8" O. D.	4	C3OZ 2196-A
62/	B	Rear-27/32" diameter-with fade resistant brakes	4	C3OZ 2196-E
62/	B	Rear-29/32" O. D.	4	C3OZ 2196-C
63/	B	Rear-15/16" diameter	4	C3OZ 2196-D
- S -				
60/64	S	Front-1 3/32" O. D.	4	COLL 2196-A
61/62	S	Rear-7/8" O. D.	4	8A 2197-A
63/	S	Rear-15/16" diameter	4	C3OZ 2196-D
- X -				
60/	X (9" x 2 1/4" brakes)	Front-1 1/16" O. D. -includes "O" ring	4	C2DZ 2196-A
60/64	X	Rear -13/16" O. D.	4	C0DD 2195-A
60/64	X	Rear-7/8" O. D.	4	C0DD 2194-C
62/	X(10" x 2 1/4" brakes)	Front-1 1/8" O. D.	4	C3OZ 2196-A
63/	X	Rear-29/32" O. D.	4	C3OZ 2196-C
63/	X	Rear-15/16" diameter	4	C3OZ 2196-D
@ 2A199 TUBE ASSY. - MASTER CYLINDER TO REAR BRAKE TUBE CONNECTOR				
		Fitting-3/16" tube-3/8" -24	AR	87942-S8(I-20)
2200 KIT - REAR BRAKE SHOE and LINING - Refer to Group 2001				
2A200 KIT - POWER BRAKE BOOSTER PISTON PACKING				
60/61	S	Bendix-consists of	1	B9AZ 2A200-A
60	A (8 cyl.)	1-B9MM 2A019-A Expander 1-TBAD 2348-A Felt	1	
61	A	1-B9MM 22381-A Hose 1-B9MM 2356-A Packing	1	
2201-2 CUP - BRAKE CYLINDER				
60/64	A	Rear-15/16" diameter	4	8L 2201
60/	A	Front-1 3/32" diameter	4	C3AZ 2201-A
60/64	S		4	
60/	A	Rear-7/8" diameter	4	C3AZ 2201-B
62	B		4	
61/62	S		4	
62	B	Rear-27/32" diameter	4	C2OZ 2201-E
62/	B, X(10" x 2 1/4" brakes)	Front-1 1/8" diameter	4	C3OZ 2201-C
62/	B	Rear-29/32" diameter	4	C3OZ 2201-E
63/	X		4	
63/	B, X	Rear-15/16" diameter	4	C3OZ 2201-B
63/	S		4	
62/	B(10" x 2 1/2" brakes)	Front-1 1/16" diameter	4	C3OZ 2201-D
60/	X(9" x 2 1/4" brakes)		4	
62/	B	Rear-27/32" diameter	4	C3OZ 2201-F
60	S	Rear-7/8" diameter	4	B9S 2201-A
60/64	X	Rear-13/16" diameter	4	C0DD 2201-A
60/64	X	Rear-7/8" diameter	4	C0DD 2202-B

@ Replacement tubes except as indicated by part number are to be made from bulk tubing stock listed by size and part number under basic Group 2269. Insulators are to be improvised from rubber hose, friction tape, etc., as required.

YEAR	MODEL	DESCRIPTION	QTY.	PART NUMBER
2204-5 SPRING - BRAKE CYLINDER PISTON RETURN				
60/	A(drum brakes)	Front	2	A0A 2205-A
60/64	S		2	
60/63	X(6 cyl.)		2	
64/	X(drum brakes)		2	
63/	B (drum brakes) "From 4/1/63"		2	
60/	A, B, S	Rear-2 3/8" long	2	A0A 2204-A
63/	X(10" brakes)		2	
62/63	B "Before 4/1/63"	Front-1 5/16" long-6 coils	2	C2OZ 2204-A
63	X (8 cyl.)		2	
60/	X(9" brakes)	Rear	2	C0DD 2204-A
2206-7 BOOT - BRAKE CYLINDER - Also Refer to Group 2128 or 2221				
60/	A, B, S, X(except 9" brakes)	Rear	8	96H 2206
60/	A, B, S, X(drum brakes)-except 9" brakes	Front-Replaced by 2221 kit	4	*B8E 2207-A
60/	X(9" brakes)	Front	4	C0DD 2207-A
60/	X(9" brakes)	Rear	4	C0DD 2206-A
2208 SCREW - BLEEDER				
60/	A, S(drum brakes)	Brake cylinder-3/8"-24 x 1 11/64"	AR	8M 2208
62/	A, B	Master cylinder	1	
60/	B, X(drum brakes)	Brake cylinder-1/4"-28 x 59/64"	4	C0DZ 2208-A
2211-12 PLATE ASSY. - REAR BRAKE CARRIER				
- A -				
61/62	A(71)	R. H.	1	C1AA 2211-G
61/64	A (except 71)	L. H.	1	C1AA 2212-G
60/62	A(71)-H/D rear axle & large bearing	R. H.	1	C1AA 2211-H
63/64	A(71)-except H/D axle & fade resistant brakes	L. H.	1	C1AA 2212-H
62/64	A (Taxi)	R. H.	1	C3AZ 2211-A
		L. H.	1	C3AZ 2212-A
64	A(P/I)	R. H.	1	C1AA 2211-H
		L. H.	1	C4AZ 2212-A
- B -				
62/	B (Taxi)-10" x 2" bonded wear resistant brakes	R. H.	1	C2OZ 2211-H
		L. H.	1	C2OZ 2212-G
62/	B (except 71 ,Taxi)-10" x 2" brakes	R. H.	1	C2OZ 2211-G
		L. H.	1	C2OZ 2212-F
62/	B (10" x 1 3/4" brakes)	R. H.	1	C6OZ 2211-D
		L. H.	1	C6OZ 2212-D
63/	B(71)-10" x 2 1/2" brakes	R. H.	1	C3OZ 2211-A
		L. H.	1	C3OZ 2212-A
- S -				
62	S "Before 4/2/62"	L. H.	1	C2SZ 2212-A
63/	S	R. H.	1	C3SZ 2211-A
		L. H.	1	C3SZ 2212-A
- X -				
60/62	X (58, 62, 64)	R. H. -includes anchor pin	1	C0DD 2211-C
62/	X (10" x 1 3/4" brakes)	R. H.	1	C6OZ 2211-D
		L. H.	1	C6OZ 2212-D
62/	X(10" x 2" brakes)	R. H.	1	C6OZ 2211-B
		L. H.	1	C6OZ 2212-B
63	X (9" x 1 1/2" brakes) "Before 2/15/63"	R. H.	1	C3DZ 2211-C
		L. H.	1	C3DZ 2212-C
64	X(9" x 1 1/2" brakes) "From 2/3/64"	R. H.	1	C4DZ 2211-A
		L. H.	1	C4DZ 2212-C
63/64	X(9" x 1 1/2" brakes)-"From 2/15/63 to 2/3/64"	R. H.	1	C3DZ 2211-D
		L. H.	1	C3DZ 2212-D
63/64	X(9" x 2 1/4" brakes) "Before 2/3/64"	R. H.	1	C3DZ 2211-B
		L. H.	1	C3DZ 2212-B
64/	X (9" x 2 1/4" brakes) "From 2/3/64"	R. H.	1	C4DZ 2211-B
		L. H.	1	C4DZ 2212-B

YEAR	MODEL	DESCRIPTION	QTY.	PART NUMBER
2211-12 PLATE ASSY. - REAR BRAKE CARRIER - continued				
61	S	Bolt (plate to rear axle)-3/8"-24 x 1 3/16"	8	378884-S
62/	B		8	(BB307E)
60	A (except S/W)		8	
61/	A		8	
60/	X		8	
		Locknut-3/8"-24		34445-S7(M30)
60/	S/D, S/W, 66, P/I, S	Locknut(plate to rear axle)-1/2"-20	8	34424-S7(M84)
2218-19 SHOE and LINING ASSY. - REAR BRAKE PRIMARY & SECONDARY				
		Supplied in 2200 kits	2	
2221 KIT - FRONT BRAKE CYLINDER REPAIR -				
		Also refer to Group 2061-62		
60/	A	1 3/32" diameter-consists of 2-C3AZ 2201-A Cup 2-B8E 2207-A Boot	2	C3AZ 2221-A
60/64	S		2	
62/	B, X(10" x 2 1/4" brakes)	1 1/8" diameter-consists of 2-C3OZ 2201-C Cup 2-B8E 2207-A Boot	2	C3OZ 2221-B
62/	B (10" x 2 1/2" brakes)	1 1/16" diameter-consists of 2-C3OZ 2201-D Cup 2-B8E 2207-A Boot	2	C3OZ 2221-C
60/64	X (9" x 2 1/4" brakes)	1 1/16" diameter-consists of 2-C3OZ 2201-D Cup 2-C0DD 2207-A Boot	2	*C1DZ 2221-A r/b C1DZ 2221-B (4-69)
@2B221 TUBE ASSY. - FRONT BRAKE INTERMEDIATE				
		Fitting-3/16"tube-3/8"-24	AR	87942-S8(I-20)
2A238 VALVE ASSY. - POWER BRAKE BOOSTER CONTROL				
61/64	A, B, S (Midland-Ross)		1	C4AZ 2A238-A
2240 BAFFLE - FRONT BRAKE GREASE				
62/	B, X(10" brakes)		2	C2OZ 2240-A
62/	B, F, X (10" brakes)		2	C2OZ 2240-A
2244 CLIP - BRAKE PIPE				
60/	S		AR	B4A 2244-A
60/	A	Clip (rear brake tube connector to rear hose to frame)	3	356626-S32(GG22)
61/64	S	Clip (master cylinder to rear brake tube connector tube to dash panel)	1	
61/62	S	Clip (master cylinder to rear brake tube connector tube to underbody)	1	
63/	X		1	
64	S	Clip (right front to dash panel)	1	
64/	S	Clip(front brake tube to side member)	1	372323-S(GG154B)
64/	S	Clip (master cylinder to rear brake hose to side member)	4	373744-S7-8 (GG163P)
60/	X	Clip (brake tube to dash panel)	3	358360-S32(GG143)
60/	X	Screw (R. H. front brake pipe clip to cross member)-No. 12-24 x 1"	1	26546-S7-8(U170B)
60/	A Spec. (4 & 6/B carb.), P/I(8 cyl.352,390,406,427)	Clip (right front brake tube to frame)	3	354417-S32(GG83)
62/	B	Clip assy. (brake tube to dash panel)	AR	376234-S100(GG95)
62/	B	Clip ass'y. (rear brake tube connector to rear brake hose to underbody)	2	
62/	B	Clip assy. (brake tube to underbody)	AR	373842-S100 (GG207)
62/	X		1	
62/	B, X	Grommet (front brake tube to fender apron)	2	354002-S(KK7)
61/63	S	Clip (master cylinder to rear brake hose to side member)	1	358341-S2(GG46)
64/	S	Clip (L. H. front brake tube to side member)	1	375222-S8 (GG154D)
2A246 PLUG - POWER BRAKE BOOSTER CHECK VALVE				
61/	A		1	C ISS 2A246-A
61/63	S		1	
61/63	S	Use to plug tee when heater or A/C not used	1	
@2-2247 TUBE ASSY. - POWER BRAKE BOOSTER TO CARBURETOR				
60	S	Tee-1/4" tube	1	370965-S(II-115)
60	S	Connector (tube to manifold)	1	354447-S(II-80)

@ Replacement tubes except as indicated by part number are to be made from bulk tubing stock listed by size and part number under Basic Group 2269. Insulators are to be improvised from rubber hose, friction tape, etc., as required.

YEAR	MODEL	DESCRIPTION	QTY.	PART NUMBER
2248 BOLT - REAR BRAKE CARRIER PLATE				
60/	A, S	1.2"-20 x 1 29/64"	8	C2AZ 2248-A
		Locknut-1/2"-20	8	34424-S7(M84)
2A248 BRACKET ASSY. - POWER BRAKE BOOSTER MOUNTING				
64/	X		1	C4DZ 2A248-A
2261-62 CYLINDER ASSY. - REAR BRAKE - Also refer to Group 2061-62				

YEAR	MODEL	LOCATION	DIAMETER (Inches)	IDENTIFICATION (Paint Daub or Strip)	QTY.	PART NUMBER		
						CYLINDER ASSY.	REPAIR KIT	
60/64	A	R. H.	15/16	1-Brown	1	C3AZ 2261-A	B2A 2128-A	
		L. H.			1	C3AZ 2262-A	B2A 2128-A	
62	B Taxicab only	"Before 1/15/62"	R. H.	7/8	2-Green	1	C2OZ 2261-B	C3AZ 2128-A
			L. H.		1	★C2OZ 2262-B	C3AZ 2128-A	
62/	B		R. H.	29/32	2-White	1	C3OZ 2261-B	C3OZ 2128-B
63/	X (8 cyl.)		L. H.		1	C3OZ 2262-B	C3OZ 2128-B	
62/	B Taxicab only	"From 1/15/62"	R. H.	27/32	2-Red	1	C3OZ 2261-C	C3OZ 2128-C
			L. H.		1	C3OZ 2262-C	C3OZ 2128-C	
60	S		R. H.	29/32		1	B9S 2261-A	B9S 2128-A
			L. H.		1	B9S 2262-A	B9S 2128-A	
61/62	S		R. H.	7/8	2-Black	1	C3AZ 2261-B	C3AZ 2128-A
60/	A		L. H.		1	C3AZ 2262-B	C3AZ 2128-A	
63/	S		R. H.	15/16	2-Brown	1	C2VY 2261-A	C3OZ 2128-A
			L. H.		1	C2VY 2262-A	C3OZ 2128-A	
60/64	X			13/16	1-Orange	2	C3DZ 2261-A	C0DZ 2128-A
60/64	X			7/8	1-Green	2	C3DZ 2261-B	C0DZ 2128-B
63/	B, X		R. H.	15/16	2-Blue	1	C3OZ 2261-A	C3OZ 2128-A
			L. H.		1	C3OZ 2262-A	C3OZ 2128-A	

YEAR	MODEL	DESCRIPTION	QTY.	PART NUMBER
60/	A	Bolt (cylinder to carrier plate)-5/16"-18 x 1/2"	4	20310-S8(B48)
60/	B, S		4	
63/	X (10" x 1 3/4" brakes)		4	
		Lockwasher-5/16"		★34941-S7
60/	X	Screw & washer ass'y. (cylinder to carrier	4	42741-S7-8(U2)
@ 2263-4 TUBE ASSY. - FRONT BRAKE				
		Fitting-3/16" tube-3/8"-24		AR 87942-S8(I-20)
		Nut-3/16" tube-7/16"-24		AR 358609-S8(MM103)
		Nut-3/16" tube-1/2"-20		AR 375096-S36 (MM105F)

@ 2-2264 TUBE ASSY. - MASTER CYLINDER TO FRONT BRAKE CONNECTOR

@ 2265 TUBE ASSY. - MASTER CYLINDER TO REAR BRAKE HOSE				
		Fitting-3/16" tube-3/8"-24	AR	87942-S8(I-20)
		Nut-3/16" tube-7/16"-24	AR	358609-S8(MM103)
		Nut-3/16" tube-1/2"-20	AR	375096-S36 (MM105F)
		Clip (tube to front C/M)-1/4"-5/16"	1	383369-S (GG163YH)

2265 TUBE ASSY. - BRAKE and FUEL LINE - STEEL - INCLUDES FLARED ENDS and FITTINGS

60/	A, B, S, X	3/16" x 12"	AR	B6A 2265-AA
60/	A, B, S, X	3/16" - 20"	AR	B6A 2265-AB
60/	A, B, S, X	3/16" - 30"	AR	B6A 2265-AC
60/	A, B, S, X	3/16" x 40"	AR	B6A 2265-AD
60/	A, B, S, X	3/16" x 51"	AR	B6A 2265-AE
60/	A, B, S, X	3/16" x 60"	AR	B6A 2265-AF
60/	A, B, S, X	1/4"-12"	AR	B6A 2265-BA
60/	A, B, S, X	1/4"-20	AR	B6A 2265-BB
60/	A, B, S, X	1/4" x 30"	AR	B6A 2265-BC
60/	A, B, S, X	1/4" x 40"	AR	B6A 2265-BD
60/	A, B, S, X	1/4" x 51"	AR	B6A 2265-BE

@ Replacement tubes except as indicated by part number are to be made from bulk tubing stock listed by size and part number under Basic Group 2269. Insulators are to be improvised from rubber hose, friction tape, etc., as required.

YEAR	MODEL	DESCRIPTION	QTY.	PART NUMBER
@ 2267-8 TUBE ASSY. - REAR BRAKE				
		Fitting-3/16" tube-3/8"-24	AR	87942-S8(I-20)
		Nut-3/16" tube-7/16"-24	AR	358609-S8(MM103)
		Nut-3/16" tube-1/2"-20	AR	375096-S36 (MM105F)
		Nut-3/16" tube-3/8"-24	AR	382967-S100 (MM102)
2269 TUBING - BRAKE and FUEL LINE				
60/	A, B, S, X	Steel-1/4" O. D. -supplied in 25 ft. rolls	AR	91A 2269
60/	A, B, S, X	Steel-5/16" O. D. -supplied in 25 ft. rolls	AR	8C 2269-A
60/	A, B, S, X	Steel-3/16" O. D. -supplied in 25 ft. rolls	AR	8C 2269-B
60/	A, B, S, X	Steel-3/8" O. D. -supplied in 25 ft. rolls	AR	B7Q 2269-A
60/	A, B, S, X	Copper-3/8" O. D. -supplied in 25 ft. rolls	AR	8QH 2269-A
60/	A, B, S, X	Copper-1/2" O. D. -supplied in 25 ft. rolls	AR	8QH 2269-B
60/	A, B, S, X	Copper-5/8" O. D. -supplied in 15 ft. lengths	AR	8QH 2269-C
60/	A, B, S, X	Copper-1/4" O. D. -supplied in 25 ft. rolls	AR	8QH 2269-D
60/	A, B, S, X	Nut-5/8"-18-use with B7Q 2269-A & 8QH 2269-A	AR	87945-S8(I-23)
2270 HOSE - BRAKE LINES				
60/	A	Use with bulk tubing & 1/2" O. D. nuts	AR	B8T 2270-A
@ 2-2272 TUBE ASSY. - FRONT BRAKE FITTING TO CONNECTOR				
2276 BOLT - MASTER CYLINDER OUTLET FITTING TO MASTER CYLINDER				
60	S	1/2"-20 x 1 3/8"	1	91T 2276
2282 HOSE ASSY. - REAR BRAKE				
- A -				
60/64	A	15" long	1	B7AZ 2078-A
- B -				
62/	B(except 289-4/B)	15" long	1	B7AZ 2078-A
64/	B(289-4B)	17 3/16" long	1	C4OZ 2282-B
- S -				
60	S	15" long	1	B7AZ 2078-A
61/62	S		1	*C2SZ 2282-A
63	S	16 1/8" long-Includes connector	1	C3SZ 2282-A
64/	S	13 5/32" long-Includes connector	1	C4SZ 2282-A
- X -				
60/	X	15" long	1	B7AZ 2078-A
62/	S	Bolt (hose to axle)-5/16"-18 x 1/2"	1	20310-S8(B48)
		Lockwasher-5/16"		34806-S7(X64)
2284 LINING - REAR BRAKE PRIMARY SHOE				
		2284-for riveting-supplied in 2007 kits	2	
2285 LINING - REAR BRAKE SECONDARY SHOE				
		2285-for riveting-supplied in 2007 kits	2	
2296 SPRING - REAR BRAKE SHOE RETRACTING - Refer to Group 2035-6				
2307 KIT - POWER BRAKE BOOSTER MINOR REPAIR				
60	A, S	Consists of	1	B7A 2307-A
		9-Bushings	1-Insulator	1-Valve
		1-Diaphragm	1-Tube	1-Washer
2309 KIT - POWER BRAKE BOOSTER MAJOR REPAIR				
60	A, S	Consists of	1	B7A 2309-A
		1-B7A 2307-A Kit	1-Retainer	3-Springs
		1-Baffle	1-Ring	3-Bolts
				2-Washers
				1-Silencer
60/61	A, S (Bendix)	Consists of	1	C0AZ 2309-A
		1-8A 2145 Spring	1-B9MM 2180-A Boot	1-B9MM 22296-A Diaphragm
		1-C0AA 2167-B Gasket	1-B9AZ 2A319-A Seal	1-B9MM 22300-A Disc
		1-C0AA 2169-A Piston	1-B9MM 2493-A Gasket	1-B9MM 22301-A Poppet
		1-FAA 2173-A Cup	1-TAAK 7821-A Retainer	1-B9MM 22501-A Filter
		1-AJ 2178-A Valve	1-AJ 22179-A Seat	

@ Replacement tubes except as indicated by part number are to be made from bulk tubing stock listed by size and part number under basic group 2269. Insulators are to be improvised from rubber hose, friction tape, etc., as required.

FORD CAR PARTS

SECTION 23

35

YEAR	MODEL	DESCRIPTION	QTY.	PART NUMBER
2309 KIT - POWER BRAKE BOOSTER MAJOR REPAIR - continued				
61/63	A, B, S (Midland-Ross)	NOTE 1 Consists of	1	C2OZ 2309-C
	1-C0AA 2A021-A Guard	1-C2AZ 2366-A Bellows	2	2-C1AA 2A386-A Bushing
	1-C2AZ 2A157-A Spring	1-C1AA 2A366-A Bumper	1	1-C2AZ 2525-A Clip
	1-C1AA 2180-A Boot	1-C1AA 2A367-A Bushing	2	2-C2AZ 2525-B Clip
	1-C1AA 2A185-A Valve	1-C1AA 2A368-A Snap Ring	1	1-87006-S93 Seal
	1-C1AA 2A238-A Valve	1-C1AA 2A369-A Bushing	1	1-87018-S93 Seal
	1-C1AA 2A319-A Seal	1-C1AA 2A370-A Retainer	2	2-87132-S93 Seal
	1-C1AA 2A319-B Seal	1-C1AA 2A371-A Ring	1	1-375284-S Retainer
	1-C1AA 2A346-A Filter	1-C1AA 2A372-A Retainer	2	2-375476-S Washer
	1-C1AA 2A365-A Diaphragm	1-C2OA 2A373-B Boot	1	1-376417-S Retainer
61/63	A (use with C3AZ 2005-A tagged C-4201-L)	Consists of	1	C1AZ 2309-A
	1-C5AZ 2B014-A Bushing	1-C5AZ 2B157-A Retainer	1	1-C5AZ 2A365-A Diaphragm
	1-C0AA 2A021-A Guard	1-C1AZ 2180-A Boot	1	1-C5AZ 2366-A Bellows
	1-C3TZ 2B073-A Seal	1-C5AZ 2A238-A Valve	2	2-C3TZ 2A386-A Bushing
	1-C3TZ 2B074-A Ring	1-C5AZ 2302-A "O" Ring	1	1-C4AZ 2A411-A Manifold
	1-C5AZ 2B154-B Lever	1-C5AZ 2302-B "O" Ring	1	1-87014-S91 "O" Ring
	1-C5AZ 2B155-A Clamp	1-C5AZ 2303-A Washer	1	1-376217-S Retainer
	1-C5OZ 2B156-A Spring	1-C3TZ 2A346-B Filter		
62	A (use with C2AZ 2005-F tagged C-4201-J)	Consists of	1	C2AZ 2309-A
	1-C5AZ 2B014-A Bushing	1-C5AZ 2180-A Boot	1	1-C5AZ 2A365-A Diaphragm
	1-C3TZ 2B073-A Seal	1-C5AZ 2A238-A Valve	1	1-C5AZ 2366-A Bellows
	1-C3TZ 2B074-A Ring	1-C5AZ 2302-A Ring	2	2-C3TZ 2A386-A Bushing
	1-C5AZ 2B154-B Lever	1-C5AZ 2302-B Ring	1	1-C4AZ 2A411-A Connector
	1-C5AZ 2B155-A Clamp	1-C5AZ 2303-A Washer	1	1-C2AZ 2A477-A Boot
	1-C5OZ 2B156-A Spring	1-C3TZ 2A346-B Filter	1	1-376417-S Retainer
	1-C5AZ 2B157-A Retainer			
64	A, S (Midland-Ross)	Consists of	1	C4AZ 2309-A
61/63	S	NOTE 1	1	
	1-C0AA 2A021-A Guard	1-C4AZ 2A365-A Diaphragm	2	2-C4AZ 2525-A Clip
	1-C3TZ 2B073-A Grommet	1-C4AZ 2366-A Bellows	1	1-C4AZ 2525-B Clip
	1-C3TZ 2B074-A Protector	1-C4AZ 2A366-A Bumper (Ford only)	1	1-87006-S93 Seal
	1-C2AZ 2A157-A Spring	1-C4SZ 2A366-A Bumper (T/Bird only)	1	1-87018-S93 Seal
	1-C1AA 2180-A Boot	1-C4AZ 2B014-A Adaptor	1	1-87061-S93 Seal
	1-C1AA 2A238-A Valve	1-C1AA 2A370-A Retainer	1	1-87132-S93 Seal
	1-C1AA 2A319-B Seal	2-C3TZ 2A386-A Bushing	1	1-375284-S Retainer
	1-C3TZ 2A346-A Filter	1-C4AZ 2A411-A Manifold	1	1-376417-S Retainer
64	B (Midland-Ross)	Consists of	1	C4OZ 2309-A
	1-C4AZ 2B014-A Adaptor	1-C1AA 2A319-B Seal	1	1-C4OZ 2A411-A Manifold
	1-C3TZ 2B073-A Grommet	1-C3TZ 2A346-A Filter	1	1-C2AZ 2A477-A Boot
	1-C3TZ 2B074-A Protector	1-C4AZ 2A365-A Diaphragm	1	1-87006-S93 Seal
	1-C2AZ 2A157-A Spring	1-C4AZ 2366-A Bellows	1	1-87018-S93 Seal
	1-C1AA 2180-A Boot	1-C4OZ 2A366-A Bumper	1	1-87061-S93 Seal
	1-C1AA 2A238-A Valve	1-C1AA 2A370-A Retainer	1	1-87132-S93 Seal
	1-C1AA 2A319-A Seal	2-C3TZ 2A386-A Bushing	1	1-375284-S Retainer
			1	1-376417-S Retainer
60	S (with B9SZ 2005-A booster)	Consists of	1	B9AZ 2309-A
	1-8A 2145 Spring	1-51A 2174-A Snap ring	1	1-AJ 22719-A Seat
	1-B9MM 2A151-A Bumper	1-AJ 2178-A Valve	1	1-B9MM 22296-A Diaphragm
	1-8M 2167 Gasket	1-B8MM 2180-A Boot	1	1-B9MM 22300-A Disc
	1-C0AA 2169-A Piston	1-B9AZ 2A319-A Seal	1	1-B9MM 22301-A Poppet
	1-FAA 2173-A Cup	1-B9MM 2493-A Gasket	1	1-B9MM 22501-A Filter
64	X (Bendix)	Consists of	1	C4GY 2309-A
	1-C4DZ 2180-A Boot	1-C4DZ 2377-A Rod	1	1- Snap ring
	1-C4DZ 2365-A Valve	1-C4DZ 2384-A Seal	1	1- Valve
	1-C9AZ 2E176-A Grommet	1-C4DZ 2414-A Bumper	1	1- Retainer
	1-C4DZ 2372-A Seal	1- Cup	1	1- Seat
			1	1- Seal

NOTE 1 - For Service Boosters with Identification Number C4117-D use C4AZ 2309-A Kit

YEAR	MODEL	DESCRIPTION	QTY.	PART NUMBER
2A319 SEAL - POWER BRAKE BOOSTER PUSH ROD TO PISTON				
61/63	A, B, S (Midland-Ross)	Outer	1	C1AA 2A319-A
64	B(Midland-Ross)		1	
61/64	A, B, S (Midland-Ross)	Inner	1	C1AA 2A319-B
2329 HOUSING and END PLATE ASSY. - POWER BRAKE BOOSTER - Also refer to Group 2B093				
64/	X(Bendix)		1	C4DZ 2329-A
2342 CLAMP - POWER BRAKE BOOSTER HOSE				
61/	A, B, S, X		AR	59T 2342-A
2344 CLAMP ASSY. - POWER STEERING RETURN LINE				
60	A (6 cyl.)	Reservoir to pump hose	2	B7A 8287-A
60/	A, B, S, X	Reservoir to pump hose	AR	B5A 2344-A
60	S	Sliding roof front drain hose	2	
62	S (with C/M)	Transmission oil cooler lines hose	4	
63/	S	To windshield wiper motor return tube -lower	1	
2A346 FILTER - BRAKE VACUUM BOOSTER AIR CLEANER				
64/	A, B (Midland-Ross)	22" I. D. x 1.92" O. D. - Repl. by C6TZ 2167-A	1	★C3TZ 2A346-A
64	S (Midland Ross)		1	
64/	X(Bendix)	Steel-.875" I. D. -1.43" O. D.	1	C4DZ 2A346-A
64/	S, X(Bendix)	Plastic-.25" I. D. -2.03" O. D.	1	C4DZ 2A346-B
2A352 SPACER - BRAKE SHOE RETRACTING SPRING				
62/	S		AR	C1VV 2A352-A
@ 2A361-2 TUBE ASSY. - FRONT BRAKE HOSE TO CYLINDER				
		Fitting-3/16" tube-3/8"-24	2	87942-S8(1-20)
2365 VALVE ASSY. - POWER BRAKE BOOSTER CHECK - Also refer to Groups 2A185 & 2A411				
64/	X(Bendix)	Steel-1.62" long	1	C4DZ 2365-A
2A365 DIAPHRAGM ASSY. - POWER BRAKE BOOSTER BODY				
61/63	A, B, S (Midland-Ross)		1	C1AA 2A365-A
64	A, B, S(Midland-Ross)		1	C4AZ 2A365-A
64/	X(Bendix)	2 1/2" I. D. -6 1/4" O. D.	1	C4DZ 2A365-A
2366 BODY ASSY. - POWER BRAKE BOOSTER				
60/61	A(Bendix)		1	C1VV 2366-A
61	S(Bendix)		1	
2366 BELLOWS - POWER BRAKE BOOSTER				
61/63	A, B, S (Midland-Ross)		1	C2AZ 2366-A
64	A, B, S(Midland-Ross)		1	C4AZ 2366-A
60	S		1	B7A 2366-A
60	A (6 cyl.)		1	
2A366 BUMPER - POWER BRAKE BOOSTER PUSH ROD				
61/63	A, B, S (Midland-Ross)		1	C1AA 2A366-A
64	A (Midland-Ross)	Orange stripe	1	C4AZ 2A366-A
64	B (Midland-Ross)	Red and Yellow stripe	1	C4OZ 2A366-A
64	S (Midland-Ross)	White or Yellow stripe	1	C4SZ 2A366-A
2A367 BUSHING - POWER BRAKE BOOSTER PUSH ROD				
61	A (Midland-Ross)		1	C1AA 2A367-A
61/64	S (Midland-Ross)		1	
2A368 SNAP RING - POWER BRAKE BOOSTER PISTON GUIDE BUSHING				
61/63	A (Midland-Ross)		1	C1AA 2A368-A
61/64	S(Midland-Ross)		1	
62/	B(Midland-Ross)		1	
2A370 RETAINER - POWER BRAKE BOOSTER FULCRUM LEVER				
61/64	A, B, S (Midland-Ross)		1	C1AA 2A370-A
2A371 RING- POWER BRAKE BOOSTER PLUNGER CUSHION				
61/63	A, S(Midland-Ross)		1	C1AA 2A371-A
62/	B(Midland-Ross)		1	
2372 SEAL - POWER BRAKE BOOSTER BODY PISTON				
64/	X	1 9/16" I. D. -2" O. D. -Rubber	1	C4DZ 2372-A

@ Replacement tubes except as indicated by part number are to be made from bulk tubing stock listed by size and part number under basic group 2269. Insulators are to be improvised from rubber hose, friction tape, etc., as required.

YEAR	MODEL	DESCRIPTION	QTY.	PART NUMBER
2A372 RETAINER - POWER BRAKE BOOSTER PUSH ROD - SPRING				
61	A (Midland-Ross)	25/64" I.D. -6 prongs	1	C1AA 2A372-A
61/64	S (Midland-Ross)		1	
62/	A, B (Midland-Ross)	7/16"-snap	1	376417-S(QQ60)
2377 ROD - POWER BRAKE BOOSTER PUSH- Also refer to Group 2431				
62	A (with S/T)	7 9/32" long	1	C2AZ 2377-C
62/63	A (with F/M & C/M)	2 21/32" long	1	C2AZ 2377-A
62/64	B	9 7/16" long	1	C2OZ 2377-A
64/	X	3 7/8" long	1	C4DZ 2377-B
64	X		1	C4DZ 2377-A
2384 SEAL - POWER BRAKE BOOSTER PUSH ROD				
64/	X		1	C4DZ 2384-A
2A385 PLUNGER ASSY. - POWER BRAKE BOOSTER				
61/64	A (Midland-Ross)		1	C1AZ 2A385-A
61/63	S		1	
62/63	A, B (Midland-Ross)		1	C2AZ 2A385-A
64	A, S (Midland-Ross)	9 lbs.	1	C4AZ 2A385-A
64	B, S (Midland-Ross)	12 lbs.	1	C4OZ 2A385-A
60	S (Bendix)		1	B9AZ 2A385-A
60/61	A (Bendix)		1	
2A386 BUSHING - POWER BRAKE BOOSTER PLUNGER - GUIDE				
61/	A (Midland-Ross)	.24" I.D. -.34" O.D. -.115" long	2	C1AA 2A386-A
61/64	S (Midland-Ross)		1	
62/64	B (Midland-Ross)		2	
2391 DIAPHRAGM - POWER BRAKE BOOSTER CONTROL VALVE				
64/	F, X	3 57/64" long-Plastic	1	C4DZ 2391-A
2A411 MANIFOLD & CHECK VALVE - POWER BRAKE BOOSTER VACUUM HOSE -				
Also Refer to Groups 2A185 & 2365				
61/63	A, S (Midland-Ross)	One 1/4" & one 3/8" outlet	1	C1AA 2A411-A
64/	A (Midland-Ross)		1	C4AZ 2A411-A
64	S (Midland-Ross)		1	
62/63	B (Midland-Ross)	One 3/8" outlet	1	C2OZ 2A411-A
64/	B (Midland-Ross)		1	C4OZ 2A411-A
2A412 BOLT - POWER BRAKE BOOSTER VACUUM HOSE CONNECTOR				
61/63	A, B, S (Midland-Ross)	Hollow	1	C1AA 2A412-A
2414 DISC - POWER BRAKE BOOSTER CONTROL VALVE				
64/	X	Rubber-1" O.D.	1	C4DZ 2414-A
@ 2420 TUBE ASSY. - POWER BRAKE BOOSTER				
61	A (8 cyl. 352, 390) (1961/ S)	Elbow (tube to intake manifold)-3/8"-18-90°	1	374632-S(II-11A)
60	A, S (Bendix & Kelsey-Hayes Booster)		1	
61	A (8 cyl. 352)	Plug (tee)-5/16" tube-use with electric windshield wipers	1	373084-S8 (PP-38B)
60	A (6 cyl.)	Elbow (tube to intake manifold)-3/8" tube	1	373194-S(II-163)
62	A (6 cyl.)-with emission reduction engine		1	
61	A (6 cyl.)-with emission reduction engine	Tee (tube to intake manifold)-5/16" x 3/8" tube-1/4" pipe	1	374873-S(II-168A)
62/	B (8 cyl.)	Elbow (tube to intake manifold)-3/8" tube	1	354584-S(II-162)
63/	A (8 cyl. 260, 289)		1	
62/	B (8 cyl.)	Tee-3 way (tube to intake manifold)	1	375786-S(II-116A)
63/	A (8 cyl. 260, 289)		1	
64	X (8 cyl.)-Automatic transmission		1	
62/	B (6 cyl.)	Tee-3 way (tube to intake manifold)	1	375787-S(II-116B)
64	X (6 cyl. 170, 200)-Automatic transmission		1	
62/	B (with S/T)	Plug (tee)-1/4"	1	353808-S8(PP38)
63/	A (8 cyl. 260, 289)-with S/T		1	
2A423 KIT - BRAKE SHOE ANCHOR PIN				
62/64	S (Front & rear)	Consists of 2-C1VV 2028-A Plate 2-C1VV 2A413-A Spring	2	C1VY 2A423-A

@ Replacement tubes except as indicated by part number are to be made from bulk tubing stock listed by size and part number under basic group 2269. Insulators are to be improvised from rubber hose, friction tape, etc., as required.

YEAR	MODEL	DESCRIPTION	QTY.	PART NUMBER
2428 RING - POWER BRAKE BOOSTER TUBE TO REAR BODY				
61/	A, B, X		2	B4A 2428-A
2431 LEVER - POWER BRAKE BOOSTER - Also refer to Group 2377				
61/63	S(Midland-Ross)	Hole center-7.96"	1	C2SZ 2431-A
64	S	Hole centers 7.28"	1	C4SZ 2431-A
2453 PLATE ASSY. - BRAKE PEDAL PAD				
60/64	A (with S/T & O/D) -except 57C, 63C, 65B & 76B	With fixed steering column	1	B7A 2453-A
60/61	S(with S/T & O/D)		1	
62/64	A(57C, 63C, 65B, 76B)-with S/T	With H/D brakes	1	C2AZ 2453-A
63	A(71G, H, 75C)-4 speed S/T		1	
		Bolt (plate to pedal)-5/16"-24 x 1"	1	20387-S8(B157)
		Locknut-5/16"-24		34393-S7(M98)
2454 PAD ASSY. - PEDAL - Also refer to Groups 2457 & 7A624				
60/64	A	Parking brake	1	B9A 2454-A
61/64	S		1	
60/	A(A/T)	Manual drum brake	1	AB 2454-B
60/61	S(A/T)		1	
60/	A(M/T)-except 57C, 63C, 65B, 71G, H, 75C, 76B	Power drum brake	1	B4A 2454-B
60	S(M/T)		1	
60/	A(A/T)-except 57C, 63C, 65B, 71G, H, 75C, 76B	Power drum brake	1	B9A 2454-B
60/62	S(A/T)		1	
62/	A(M/T)-57C, 63C, 65B, 71G, H, 75C, 76E	Manual drum brake & clutch	2	C2AZ 2454-A
62/	A(A/T)-57C, 63C, 65B, 71G, H, 75C, 76B-use with fixed steering column	Power drum brake- stainless steel frame	1	C2AZ 2454-B
63/	A(A/T)-except 57C, 63C, 65B, 76B-use with moveable steering column	Manual brake	1	C3AZ 2454-B
63/	A(A/T)-57C, 63C, 65B, 71G, H, 75C, 76B-use moveable steering column	Manual brake	1	C3AZ 2454-C
63/	A(A/T)-except 57C, 63C, 65B, 76B-use with moveable steering column	Power brake	1	C3AZ 2454-A
62/	B(M/T)	Power drum brake-3 17/64" wide	1	C2OZ 2454-A
62/	B(A/T)	Power drum brake-5" wide	1	C2OZ 2454-B
63/64	S		1	C3SZ 2454-A
60/	A (1960/65 S)	Bolt (pad to brake pedal)-5/16"-24 x 1"	1	20387-S8(B157)
63/	A (with moveable steering column)	Bolt (pad to brake pedal)-5/16"-24 x 1 1/8"	1	20427-S8(B158)
		Locknut-5/16"-24		34393-S7(M98)
		Locknut-3/8"-24		351022-S2(MM138)
2455 PEDAL ASSY. - BRAKE				
- A -				
61/64	A(with fixed steering column)		1	C4AZ 2455-B
63	A(with moveable steering column)		1	C3AZ 2455-A
64	A(A/T)-with moveable steering column)		1	C4AZ 2455-A
- B -				
62/64	B(M/T)		1	C3OZ 2455-E
62/64	B(A/T)		1	C3OZ 2455-D
- S -				
60	S		1	B8S 2455-A
63	S		1	C3SZ 2455-A
64	S		1	C4SZ 2455-A
- X -				
60/63	X(A/T)		1	C1DZ 2455-B
60/64	X(M/T)		1	C4DZ 2455-A
64	X(A/T)		1	C4DZ 2455-B
60/	A (with F/M)	Nut (pedal to support)-7/16"-20	1	34671-S8(M67)
60/	S		1	
60/	S	Lockwasher-7/16"	1	357625-S7-8
60/	A (with F/M)		1	(XX304)
60/	A, S	Locknut (pedal to master cylinder)-3/8"-24	1	34370-S8(M99)
60/	A, S, X	Bumper (brake pedal)	1	MA 7583-A
60/	A	Locknut (power brake pedal to master cyl. push rod)-5/16"-24	1	34443-S7-8(M79)
60/	S	Screw-set (power brake pedal to pivot pin)-1/4"-28 x 1/2"	1	370070-S(UU35)
60	A (6 cyl.)		1	

YEAR	MODEL	DESCRIPTION	QTY.	PART NUMBER
2455 PEDAL ASSY. - BRAKE - continued				
60/64	A,B,X	Bolt (pedal to dash panel)-3/8"-16 x 1 3/8"	2	20448-S8(B83)
		Nut-3/8"-16		33799-S7(M52)
		Lockwasher-3/8"		351487-S(XX291)
62	A (with Power Brake Booster)	Washer-flat (pedal hub to pedal)-1 1/16"	1	356528-S8(XX266)
64 /	S	Bolt(pedal to bracket)-3/8"-24 x 5 1/2"	1	378319-S2 (BB227C)
		Locknut-3/8"-24		351022-S2(MM138)
2457 PAD - PEDAL PLATE - Also refer to Groups 2454 and 7A624				
60/64	A(M/T)-except 57C, 63C, 65B, 71G, H, 75C, 76B- fixed column	Brake & clutch	2	B7A 2457-A
60/	B, X(M/T)	Brake	1	
60/	B, X(M/T)	Clutch	1	
60	S	Brake & clutch	2	
62/64	A(M/T)-57C, 63C, 65B, 71G, H, 75C, 76B	Brake & clutch	2	C2AZ 2457-A
60/	B, X(A/T)	Brake	1	C0DD 2457-A
61/62	S	Brake	1	C1SS 2457-C
61/62	X	Brake-elevated-1 3/8" thick	1	C0DD 7A624-A
60/62	X	Clutch	1	
61/62	A	Clutch	1	
2461 BUSHING - BRAKE PEDAL -Refer to Group 2471				
2462 BOLT - BRAKE MASTER CYLINDER LINK ROD				
60/61	A	3/8"-24 x 1 11/32"	1	C0TT 2462-A
60/62	S		1	
60/63	X	3/8"-24 x 1 3/16"	1	B7C 2462-A
62/	B (with Power Brake Booster)	Locknut-3/8"-24	1	34370-S8(M99)
2462 ECCENTRIC - POWER BRAKE BOOSTER CONTROL VALVE ADJUSTING				
60/62	S		1	B7A 2462-A
60	A (6 cyl.)		1	
2471 BUSHING - BRAKE and CLUTCH MOUNTING BRACKET				
60/	A	62" long	AR	B7AZ 2471-A
60/	B, X		AR	
60/61	S	"Before 3/21/61"	AR	
61/64	S	"From 3/21/61"	2	C1VV 2461-B
2472 SPRING - BRAKE PEDAL RETRACTING				
60	S		1	B7A 2472-A
60	X		1	
2474 BUSHING - BRAKE MASTER CYLINDER PUSH ROD				
60/64	A, B, S, X	1/8" long	2	B2A 2474-A
2A476 PLATE - POWER BRAKE BOOSTER PUSH ROD LOCATING				
64/	B		1	C4OZ 2A476-A
2A477 BOOT - POWER BRAKE BOOSTER PUSH ROD				
62/	A(with S/T)		1	C2AZ 2A477-A
63/	B		1	
2478 SHAFT - BRAKE PEDAL				
60/	A, B, X	9/16" diameter-3 7/8" long	1	B7A 2478-A
60	S		1	
61/63	S	5/8" diameter-6"long	1	C1SS 2478-C
60/	A, B, S, X	Washer-spring (shaft to support)-41/64"	1	358981-S(XX364)
60/	A, B, X(with power brakes)	Retainer-spring (shaft to support)-9/16"	1	74279-S(R5)
60/	S(with power brakes)		1	
2481 INSULATOR - BRAKE PEDAL BUSHING TO SPRING				
60	S		1	B5A 2481-A
2A482 INSULATOR - BRAKE SHOE ADJUSTING SCREW				
60/62	X		AR	C2DZ 2A482-A
2A485 CLIP - POWER BRAKE BOOSTER AIR FILTER COVER				
62/	S		1	C2SZ 2A485-A
2493 GASKET - POWER BRAKE BOOSTER END PLATE				
60/61	A (8 cyl.), S (with Bendix Power Brakes)		1	B9MM 2493-A

YEAR	MODEL	DESCRIPTION	QTY.	PART NUMBER
2525 CLIP - POWER BRAKE BOOSTER PUSH ROD TO OPERATING LEVER				
62/63	A, S	Includes retainers	1	C2AZ 2525-A
62/63	A		2	C2AZ 2525-B
64/	A, S		1	C4AZ 2525-A
64/	A, S	Includes retainer	1	C4AZ 2525-B
2530-1 BRACKET - PARKING BRAKE REAR CABLE				
63/	A (except 76)	R. H.	1	C3AZ 2530-A
		L. H.	1	C3AZ 2531-B
			2	C3AZ 2530-B
@ 2543 TUBE ASSY. - POWER BRAKE BOOSTER CONNECTOR TO MANIFOLD				
@ 2589 TUBE - POWER BRAKE BOOSTER AIR RESERVOIR TANK TO BOOSTER				
61	S (Bendix)	Clip (tube to booster)	2	352204-S100 (GG148)
2A595 HOSE - BRAKE VACUUM MOTOR TO PARKING BRAKE SWITCH				
64/	S	11/64" I. D. - 27/64" O. D. - 22 1/2" long-cut from C4SZ 2A596-A	1	*C4SA 2A595-B
2A596 HOSE - PARKING BRAKE SWITCH TO TEE				
64/	S	Reducer to vent tee-11/64" I. D. - 23/32" O. D. - 81 3/16" long	1	C4SZ 2A596-A
64	S	Reducer (hose to heater temperature control vacuum outlet)-1/4" to 3/16"	1	376959-S(II-191P)
64/	S	Strap-adjustable (to wire harness)-Nylon	2	376914-S(YY2)
2A601 SPRING - PARKING BRAKE LINK				
60/62	A	"Before 6/15/62"	2	C4UZ 2A601-A
60/63	S	"Before 2/1/63"	2	
62/	B, X(10" brakes)	1" long-5 coils-Japan Red	2	C2OZ 2A601-A
63/	S	"From 2/1/63"	2	
62/	A	"From 6/15/62"	2	
60/	X(9" brakes)		2	C0DD 2A601-A
2A602 EQUALIZER - PARKING BRAKE CABLE				
60/	B, X		1	C0DD 2A602-A
2A605 LEVER - PARKING BRAKE EQUALIZER				
60/64	A		1	C0AA 2A605-A
62/	B		1	C2OZ 2A605-A
61/	S		1	C0AA 2A605-A
60/61	X (58, 62, 64)	"Before 5/1/61"	1	C0DD 2A605-B
60/61	X (S/D, S/W, 66)	"Before 5/1/61"	1	C0DD 2A605-E
61/	X (except 76)	"From 5/1/61"	1	C1DD 2A605-A
63/	X (76)		1	C3DZ 2A605-B
62/	B, X	Clevis pin (lever to bracket)-5/16" x 15/16" Cotter pin-3/32" x 3/4"	1	76007-S8(N6) 72016-S7-8(N44)
62/	B	Pin-self-locking (lever to bracket)	1	358883-S7-8 (NN128)
2628 ROD - PARKING BRAKE EQUALIZER				
60/	A, B, S, X	Universal-12" long-cut from thread end to required length Locknut-5/16"-24 Check nut-5/16"-24	1	B7A 2628-B 34443-S7-8(M79) 33923-S7(M32)
2631 BRACKET - PARKING BRAKE EQUALIZER				
60/62	A (except 76)		1	C0A 2631-B
63/	A(except 76)		1	C3AZ 2631-A
63/	A(76)		1	C3AZ 2631-B
62	B		1	C2OZ 2631-B
63/	B (except 8 cyl. 289 Hi-performance)		1	C3OZ 2631-A
63/	B (8 cyl. 289-4/B carb. Hi-performance)		1	C3OZ 2631-B
62/	B	Locknut (bracket to underbody)-3/8"-16	3	376575-S7-8 (MM173H)
2634 SPRING - PARKING BRAKE RELEASE - Also refer to Group 2A651				
60/64	A	1 11/32" overall length	1	B9AA 2634-A
63	A	3 coils	1	C3AZ 2634-A

@ Replacement tubes except as indicated by part number are to be made from bulk tubing stock listed by size and part number under basic group 2269. Insulators are to be improvised from rubber hose, friction tape, etc., as required.

FORD CAR PARTS

YEAR	MODEL	DESCRIPTION	QTY.	PART NUMBER
2A635 CABLE ASSY. - PARKING BRAKE - FROM EQUALIZER TO REAR BRAKES				
- A -				
60	A	80 1/4" long	2	C0AZ 2A635-A
61	A	A Special (4 & 6/B carb.)-8 cyl.390-for Special Duty Performance	2	
61	A	80 11/16" long	2	C1AA 2A635-A
62	A	80" long	2	C2AZ 2A635-A
63/64	A	79 7/8" long	2	C3AZ 2A635-B
- B -				
62/	B	162 1/2" long	1	C2OZ 2A635-A
- S -				
60	S	77" long	2	C0SS 2A635-A
61/62	S	96 1/2" long	2	C1SS 2A635-B
63	S	82 1/4" long-replaced by (1) B8PZ 2A753-A & (1) B2PZ 2853-A (4-69)	2	*C3SZ 2A635-A
64/	S	82 1/2" long	2	C4SZ 2A635-A
- X -				
60/61	X(S/D, S/W, 66)	"Before 5/1/61"	1	*C1DZ 2A635-A
60/61	X(except S/D, S/W, 66)	"Before 5/1/61"	1	C3DZ 2A635-D
61/63	X(except 76)-6 cyl.)	"From 5/1/61"	1	
63	X(76)-6 cyl.	128 1/4" long	1	C3DZ 2A635-E
63	X(except 76)-8 cyl.	151 5/16" long	1	C3DZ 2A635-B
63	X(76)-8 cyl.	128 1/4" long - repl. by (2) B5PZ 2A753-A & (1) C3DZ 2853-C	1	*C3DZ 2A635-C
64/	X(76)-6 cyl.	129 1/4" long	1	C4DZ 2A635-B
64/	X(76)-8 cyl.	129 1/4" long	1	C4DZ 2A635-D
64/	X(except 76)-8 cyl.	152 5/16" long	1	C4DZ 2A635-C
64/	X(except 76)-6 cyl.	152 5/16" long	1	C4DZ 2A635-A
60/	A, S	Pin (cable to equalizer)	1	352358-S(NN127B)
64	A(except 76)	Pin (deflector to cable)	2	
60/	S	Clip (cable to rear suspension arm)	2	352977-S100 (GG156)
62/	B	Retainer (cable to underbody)-7/16" spring	2	382831-S100 (RR2D)
63/	X(except 76)	"From 2/15/63"	2	
62/	A	Retainer (cable to frame)	2	
63/	X(76)	Retainer (cable to bracket)	2	
63	X(54, 62, 76)	"From 2/15/63"	1	
63	X(S/D, S/W, 66)	"From 2/15/63"	1	
2A637-8 LEVER ASSY. - PARKING BRAKE CABLE TO SECONDARY BRAKE SHOE				
60/62	A	R. H.	1	C1SS 2A637-A
60	S	R. H.	1	
62/	B, X(10" brakes)	L. H.	1	C1SS 2A638-A
		R. H.	1	C2OA 2A637-A
		L. H.	1	C2OA 2A638-A
61/62	S	L. H.	1	C1SZ 2A637-A
		R. H.	1	C1SZ 2A638-A
63/	S	R. H.	1	C3SZ 2A637-A
63/64	A	R. H.	1	
		R. H.	1	
		L. H.	1	C3SZ 2A638-A
60/62	X	R. H.	1	C1DD 2A637-A
		L. H.	1	C1DD 2A638-A
63/	X(9" brakes)	R. H.	1	C3DZ 2A637-A
		L. H.	1	C3DZ 2A638-A
62/	A	Washer-flat (lever to brake shoe web)-3/8"	2	371617-S(XX149)
61/	S		2	
2A642 LINK - PARKING BRAKE LEVER TO PRIMARY BRAKE SHOE				
60	A, S	7 21/32" long	2	C0AA 2A642-A
61/62	A, S	7 13/16" long	2	C1SS 2A642-B
63/64	A	7 13/16" long	2	C3AZ 2A642-A
62/	B, X(10" brakes)	6 55/64" long	2	C2OZ 2A642-A
63/	S	7 21/32" long	2	C3SZ 2A642-A
60/	X(9" brakes)	6" long	2	C1DD 2A642-A
2649 BRACKET - PARKING BRAKE CABLE SUPPORT				
62/	B	R. H.	1	C2OZ 2649-C
		L. H.	1	C2OZ 2649-D
60/	X(except 76)		2	C0DZ 2649-A

FORD CAR PARTS

YEAR	MODEL	DESCRIPTION	QTY.	PART NUMBER
2A651 SPRING - PARKING BRAKE LEVER RETURN - Also refer to Group 2634				
62/	B	8 11/32" long-69 3/4 coils	1	C2OZ 2A651-A
61/	S	9 45/64" long-49 coils	1	C2SZ 2A651-A
63/64	A		1	
60/61	X (58, 62, 64)	"Before 5/1/61" 8 1/2" long	1	C0DD 2A651-B
60/61	X (S/D, S/W, 66)	"Before 5/1/61" 7 3/8" long	1	C0DD 2A651-C
61/	X(except 76)	"From 5/1/61" 6 59/64" long-15 1/4 coils	1	C1DD 2A651-A
63/	X(76)	8 5/16" long-30 1/4 coils	1	C3DZ 2A651-B
2A708 SLEEVE - PARKING BRAKE RETURN SPRING				
61/	S	19/32" diameter-1 13/32" long	1	C1SS 2A708-A
63/64	A		1	
2A709 RETAINER - PARKING BRAKE CABLE - REAR				
63	S		2	C1VV 2A709-A
2745 SPRING - PARKING BRAKE CABLE POSITIONING				
61/	B	6" long-69 1/4 coils-to rear spring	2	C1SS 2745-A
61/62	S		2	
63	S	6" long-69 1/4 coils -to rear spring	2	C3SZ 2745-A
2A748 PLATE ASSY. - PARKING BRAKE EQUALIZER LEVER BRACKET MOUNTING				
62/	B		1	C2OZ 2A748-B
62	B	"Before 12/18/61" Screw (plate to underbody)-No. 14-10 x 3/4"-tap.	1	42143-S8(U255)
2A753 KIT - PARKING BRAKE REPAIR CABLE				
63	S	70.50" long-use with B2PZ 2853-A extension	1	B8PZ 2A753-A
60/61	X (S/D, S/W, 66)	"Before 5/1/61" 70.50" long-use with B5PZ 2853-B extension	2	B2PZ 2A753-A
63	X(76)-8 cyl.	60" long-use with C3DZ 2853-C extension	2	B5PZ 2A753-A
2A754 SLEEVE - PARKING BRAKE EQUALIZER LEVER RETRACTING SPRING				
62/	B	5 1/8" long-cut from B9A 17543-A	1	*C2OA 2A754-A
2760 HANDLE ASSY. - PARKING BRAKE RELEASE				
60/61	A (except 58E, 59C, 64F, G & 71H)		1	C0AF 2760-C
60/61	A (58E, 59C, 64F, G, 71H)		1	C0AF 2760-D
62	A (except 71D, 65B & 76B)		1	C2AZ 2760-A
62	A (65B, 76B)		1	C2AZ 2760-C
62	A (71D)		1	C2AZ 2760-B
63/64	A		1	B9AZ 2760-A
60/	B, X	Includes C0DZ 2819-A pin	1	C0DZ 2760-B
62	A	Stamped nut (handle to instrument panel)-7/16"-20	1	45219-S(M173)
60/61		Spring nut (handle to control)-3/16"	1	372927-S2(MM260)
2768 EQUALIZER ASSY. - PARKING BRAKE - REAR				
60/64	A		1	C0AZ 2768-A
60/	S		1	
60/	A, S	Washer-flat (trunnion to cable)-21/64"	1	359638-S(XX103)
60/	A	Cotter pin (trunnion to cable)-3/32" x 1/2"	1	72004-S7(N41)
2780 CONTROL ASSY. - PARKING BRAKE - ON DASH				
- A -				
60/62	A	Pedal	1	C1AA 2780-B
63/64	A	Pedal	1	C3AZ 2780-A
- B -				
62/	B		1	C2OZ 2780-A
- S -				
60	S		1	B8S 2780-A
61/62	S	Pedal	1	C2SZ 2780-B
63	S	Pedal -includes release lever & handle	1	C3SZ 2780-A
64/	S	Pedal	1	C5SZ 2780-A
- X -				
60/	X		1	C0DZ 2780-A
60/64	A (1961/63 S)	Screw (control to cowl)-5/16"-24 x 7/8"	3	353483-S2(BB588)
62/	B	Bolt (control to dash panel)-5/16"-24 x 3/4"	2	355471-S8(BB651)
		Locknut-5/16"-24		34393-S7(M98)
60/63	S	Bolt (control to dash)-1/4"-20 x 1/2"	2	20308-S7-8(B40)
		Nut-1/4"-20		33795-S7(M49)
		Lockwasher-1/4"-internal tooth		34905-S7(X97)
		Washer-flat-1/4"		44719-S8(X17)
		Nut (control to dash)-5/16"-24	3	33798-S8(M62)
		Lockwasher-5/16"		34806-S7(X64)

FORD CAR PARTS

SECTION 24


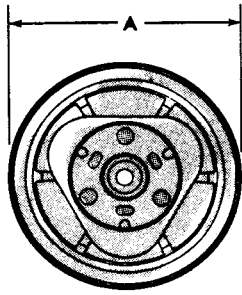
43

YEAR	MODEL	DESCRIPTION	QTY.	PART NUMBER
2780 CONTROL ASSY. - PARKING BRAKE - ON DASH - continued				
60/	X	Screw (control to body)-5/16" -24 x 3/4"	2	★50540-S8
		Nut-check-5/16"-24	2	33923-S7(M32)
		Lockwasher-5/16"	4	★34941-S7
		Washer-flat-5/16"	2	44722-S8(X19)
2786 PAWL - PARKING BRAKE RATCHET BAR				
60	S		1	OM 2786
60/	B, X		1	
2788 SPRING - PARKING BRAKE RATCHET BAR PAWL LOCKING				
61/64	A	Lever-25/32" long-1/4" O.D.-15 3/4 coils	1	C1AZ 2788-A
60	S		1	OM 2788
60/	B, X		1	
2804 PULLEY ASSY. - PARKING BRAKE CABLE				
60	S		1	OM 2804
60/	B, X		1	
		Clevis pin (pulley to handle)-5/16" x 13/16"	1	★73880-S8
		Pin-self-locking		352358-S(NN127)
2814 CLIP - BRAKE HOSE				
60/	A	Brake hose	AR	78 2814-A
62/	B, X		AR	
63/	S		3	
60	S	Front brake hose to connector	2	
60	S	Rear brake hose to frame	1	
60	S	Parking brake cable to frame	2	8M 2814
60/61	A		3	
60	S	Parking brake cable to front bracket	1	
60	S	Parking brake cable to dash	1	
60/64	A	Parking brake cable to control	1	
62/	B		1	
60/63	X	"Before 2/15/63"	1	
60/63	X(except 76)	"Before 2/15/63"	1	
62	S		1	8M 2814
61	S	"Before 4/24/61"	2	
63	X(76)	"Before 2/15/63"	2	
61	S	"Before 4/24/61"	2	
63/64	X	"From 2/15/63"	1	74277-S(R6)
		Parking brake cable to engine rear support	2	
61/	S	"From 4/24/61"	2	MC 2814-A
61/	S	"From 4/24/61"	2	
		Parking brake cable to underbody rear	2	
		Parking brake cable to engine rear support	2	
2819 PIN - PARKING BRAKE HANDLE LOCKING				
60/	X	.162" O.D. -. 41" long	1	CODZ 2819-A
62/	B		1	
2853 CABLE and CONDUIT ASSY. - PARKING BRAKE HANDLE TO EQUALIZER LEVER				
60/62	A	57" long	1	C2AA 2853-A
63/64	A	57 5/16" long	1	C3AZ 2853-A
62/	B	57" long	1	C3OZ 2853-A
60	S	42" long	1	C0SS 2853-A
61/	S	64 31/32" long	1	C2SZ 2853-A
60/61	X (58, 62, 64)	"Before 5/1/61"	1	C1DD 2853-A
60/61	X (S/D, S/W, 66)	"Before 5/1/61"	1	C1DD 2853-B
61/	X(except 76)	"From 5/1/61"	1	C3DZ 2853-B
63/	X(76)	"From 5/1/61"	1	C4DZ 2853-A
60/	S	Clip (cable conduit to body)	1	★95824-S32
60/	S	Clip(cable to floor support)	1	357946-S8(GG152)
60	S	Screw (cable to dash panel)-5/16"-18 x 3/4"	2	39909-S7(U269D)
60/	X	Screw (cable to dash panel)-No. 14 x 3/4"-tapping	2	42143-S8(U255)
60/	A	Screw (cable to dash panel)-No. 14 x 5/8"-tapping	2	31498-S8(U253B)
61/	S		2	
61/	S	Clip (cable to floor)	1	352977-S100 (GG156)
62/	A	Retainer (cable to frame)-7/16" spring	AR	382831-S100 (RR2D)
62	B	Retainer (cable to underbody)	1	
63/	X(54, 62, 63, 76)		1	
63/	X(S/D, S/W, 66)	Retainer (cable to engine rear support)	1	
63/	B	Retainer (cable to bracket)	1	
63/	A	Pin-self-locking (cable to control)	1	358883-S7(NN128)
63/	A	Clevis pin (cable to control)-5/16" x 63/64"	1	73931-S7(N9)

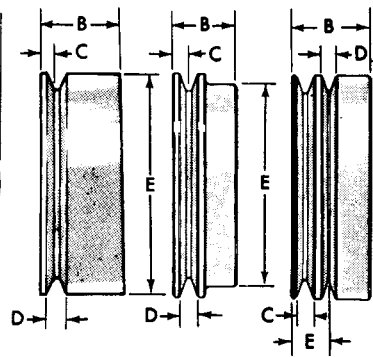
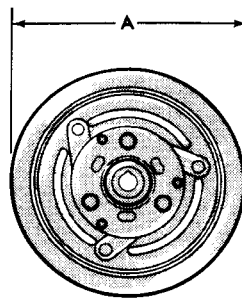
FORD CAR PARTS

YEAR	MODEL	DESCRIPTION	QTY.	PART NUMBER
2853 CABLE ASSY. - PARKING BRAKE EXTENSION				
63	S	13 1/4" long-use with B8PZ 2A753-A kit	1	B2PZ 2853-A
60/61	X(S/D, S/W, 66)	"Before 5/1/61" 23 1/4" long-use with B2PZ 2A753-A kit	1	B5PZ 2853-B
63	X(76)-8 cyl.	6 5/8" long-use with B5PZ 2A753-A kit	1	C3DZ 2853-C
2857 BRACKET - PARKING BRAKE CABLE TO DASH				
60/	X		1	B5A 2857-A
2859 PIN PARKING BRAKE CONTROL				
60	S	Knurled-5/32" x 15/16"	1	0M 2859
2861 LINK - PARKING BRAKE CONNECTING				
60/62	A		1	B9A 2861-A
61/	S		1	
63/	A		1	C3AZ 2861-A
2873 BEARING ASSY. - COMPRESSOR BELT IDLER PULLEY				
62/	B (6 cyl. 170, 200)	15/32" I.D. -1 1/4" O.D. -5/8" thick-used in 8678 pulley assy.	1	C3OZ 2873-A
2882 BRACKET - COMPRESSOR MOUNTING- Also refer to Group 10A313				
60/62	A (8 cyl. 292)		1	B9AE 2882-A
60/	A (6 cyl.)	Generator with air conditioner	1	C2AZ 10151-C
62/63	A (8 cyl. 352, 390)		1	C2SZ 2882-A
60/61	A(8 cyl. 352, 390)	Front	1	
60/63	S		1	
64	A(8 cyl. 352, 390)-except 4 speed S/T		1	C4AZ 2882-A
64	S		1	
63/	A (8 cyl. 260, 289), B (8 cyl.)	Attaches to bottom of compressor	1	C3AZ 2882-A
63/	X(8 cyl.)		1	
63/	B (6 cyl. 170, 200)		1	C3OZ 2882-A
60/63	X (6 cyl.)		1	CODE 2882-A
63/64	X(6 cyl.)-with P/S	"Before 3/2/64"	1	C3DZ 2882-A
64	X (6 cyl.)	"From 3/2/64"	1	C4DZ 2882-A
60/	X	Bolt (bracket to compressor)-3/8"-16 x 1 1/4"	1	20428-S7-8(B82)
60/	A (8 cyl.), S	Bolt (bracket to compressor)-3/8"-16 x 1"	4	20388-S8(B80)
60/	A (8 cyl.), S	Bolt (bracket to cylinder head)	2	
64	A (8 cyl. 352, 390 except 4 speed trans.), S	Washer-flat (to cylinder head)-3/8"	2	351385-S(XX158)
60/	A (8 cyl.)	Bolt (bracket to cyl. head)-3/8"-16 x 1 3/8"	1	20448-S8(B83)
60/	A (8 cyl.)	Bolt (bracket to cvl. head)-3/8"-16 x 1 5/8"	1	20488-S8(B86)
60/	A(8 cyl.)	Bolt (brkt. to P/S pumpbrkt.)-3/8"-16 x 2 1/2"	1	45522-S8(B93)
		Nut-3/8"-16		33799-S7(M52)
		Washer-flat-13/32"		351415-S(XX128)
62/	A(8 cyl. 260, 289, 352, 390)	Bolt(bracket to cyl. head)-3/8"-16 x 7/8"	1 or 2	356685-S8(BB153)
63/	S		2	
63	X(8 cyl.)-without P/S, B(8 cyl.)		1	
63/	A(6 cyl. & 8 cyl. 260, 289), X(8 cyl.)	Bolt(bracket to compressor)	4	
		Lockwasher-3/8"		34807-S8(X66)
60/61	A, S (8 cyl. 292, 352)	Screw & washer assy. (bracket to compressor)-3/8"-16 x 1"	4	373293-S8(BB563)
62/	A(8 cyl. 292, 352, 390)	Bolt (bracket to compressor)-3/8"-16 x 1 1/8"	4	354135-S7-8
62/63	S		4	(BB155A)
62/	B	Bolt (bracket to cylinder block)-5/16"-18 x 4"	1 or 2	45562-S8(B69)
63/	A(8 cyl. 260, 289), X		1 or 2	
60/62	A (8 cyl. 292)-with A/C	Screw & washer assy. (bracket to cylinder head)-3/8"-16 x 1 5/8"	1	373294-S8(BB564)
60	A (8 cyl. 292)-with A/C (except P/S)	Screw & washer assy.(brkt. to spacer)-3/8"-16x2"	1	373295-S8(BB567)
60/62	A (8 cyl. 292)-with A/C & P/S	Screw & washer assy. (bracket to pump support)	1	
62	B (6 cyl.)	Bolt (compressor adjusting)-3/8"-24 x 2"	1	20523-S8(B177)
60/	X (6 cyl.)		1	
62/	B (8 cyl.)	Bolt (compressor to cyl. block)-5/16"-18 x 2 1/2"	1	376765-S(BB416.F)
63/	B, X (6 cyl.)	locking	1	
63/	A(8 cyl. 260, 289), B, X(8 cyl.)	Bolt (bracket to cyl. front cover)-5/16"-18 x 1 1/2"	1	20466-S8 (B61)
63/	A(8 cyl. 260, 289), B, X(8 cyl.)	Bolt (bracket to cyl. head)-3/8"-16 x 3/4"	1	42996-S7-8(B251F)
2883 BRACKET - COMPRESSOR ADJUSTING				
60/	X (6 cyl.)		1	CODE 2883-A
60/	X (6 cyl.)	Bolt (bracket to compressor)-3/8"-16 x 1 1/2"	2	20468-S8(B85)
63	B(8 cyl.)	Bolt (bracket to mounting bracket)-3/8"-16 x 1"	2	20388-S8 (B80)
		Nut-3/8"-16		33799-S7 (M52)
		Lockwasher-3/8"		34807-S8 (X66)

2864 CLUTCH & PULLEY ASSY. - COMPRESSOR - Also Refer to Group 2983

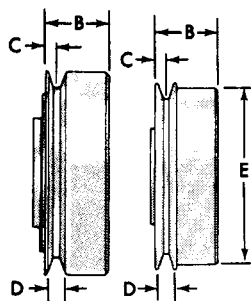
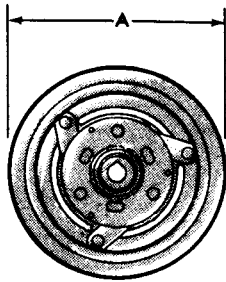


TYPE-1



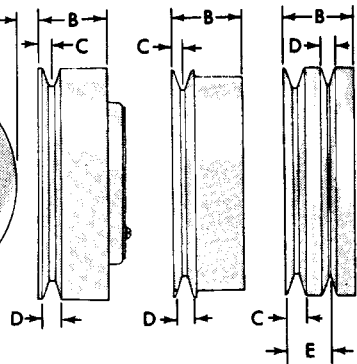
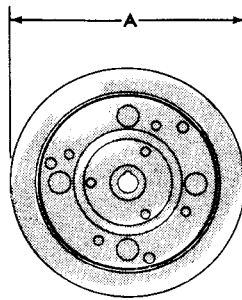
2A 2B 2C

TYPE-2A 2B AND 2C



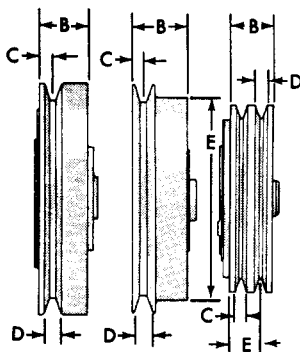
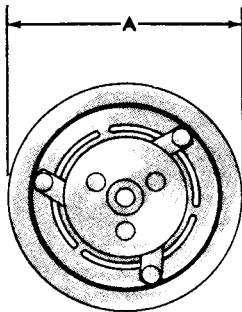
3A 3B

TYPE-3A AND 3B



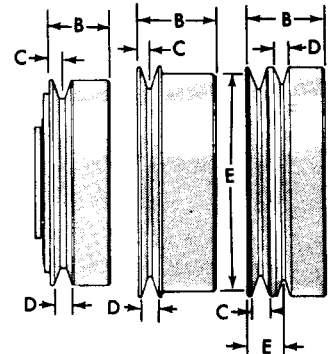
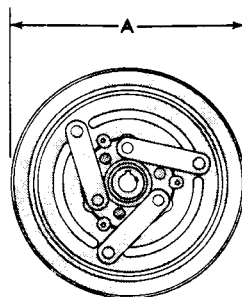
4A 4B 4C

TYPE-4A 4B AND 4C



5A 5B 5C

TYPE-5A 5B AND 5C



6A 6B 6C

TYPE-6A 6B AND 6C

AIR CONDITIONING CLUTCH PULLEYS
(See Chart Next Page)

P-6828

2884 CLUTCH and PULLEY ASSY. - COMPRESSOR - continued - Also Refer to Group 2983

A/C CLUTCH IDENTIFICATION CHART

For Model Application see below

T Y P E	A	B	C	D	E	NO. SHEAVES	VENDOR	STAMPED NO.	REMARKS	PART NUMBER
1	6 3/4	1 7/8	1 1/4	1/2		1	E		Has integral field-use w/C0AE 2979-A	C0AZ 2884-B
2B	6 3/4	1 7/8	7/16	1/2	6 1/16	1	E	C3AA 2981-A or C3AA 2981-A1	Has integral field-use w/C3SZ 2979-A	C3AZ 2884-A
2B	6 3/4	2 1/4	3/8	1/2	6 3/8	1	E	C2AA 2981-A or C2AA 2981-A1	Used on 1967 Ford-has integral field-use w/C3SZ 2979-A -R/B C8OZ 2884-B	*C2AZ 2884-A
2C	6 3/4	2 5/16	1/2	3/8	1 1/16	2	E	C4DA 2981-B or C4DA 2981-B1	Has integral field-use w/C3SZ 2979-A	†C4DZ 2884-A
4A	6 7/8	2 1/8	3/8	1/2		1	W	C2AA 2981-C	Has wire and field assy.	C2AZ 2884-C
4A	6 7/8	1 7/16	7/16	1/2		1	W	C3AA 2981-B	Less field-use w/C3SZ 2987-A	C3AZ 2884-B
5A	6 3/4	1 5/8	7/16	1/2		1	P	C4OA 2981-A	Less field-use w/C4AZ 2987-A	C4OZ 2884-A
2A	6 1/16	1 3/4	3/8	1/2		1	E	C2OA 2981-A	Has integral field-use w/C0AE 2979-A	C2OZ 2884-A
2A	6 3/4	2 5/16	5/16	3/8		1	E	B8AA 2981-A	Has integral field-use w/C0AE 2979-A	C0AZ 2884-D
2B	6 3/4	15/16	7/16	1/2	6 1/16	1	E	C3DA 2981-A	Has integral field-use w/C3SZ 2979-A	C3DZ 2884-A
6B	6 3/4	1 7/8	7/16	1/2	6 1/16	1	E	C3AA 2981-A2	Has integral field-use w/C3SZ 2979-A	C3AZ 2884-A
6B	6 3/4	2 1/4	3/8	1/2	6 3/8	1	E	C2AA 2981-A2	Has integral field-use w/C3SZ 2979-A R/B C8OZ 2884-B	*C2AZ 2884-A
2C	6 1/16	1 3/4	3/8	3/8	1	2	E	C3DA 2981-B	Has integral field-use w/C3SZ 2979-A	C3DZ 2884-B
6C	6 3/4	2 5/16	1/2	3/8	1 1/16	2	E	C4DA 2981-B2	Has integral field-use w/C3SZ 2979-A	†C4DZ 2884-A

MODEL APPLICATION

For illustration of Air Conditioning Clutch Pulleys see Page 45

YEAR	MODEL	REMARKS	TYPE	STAMPED IDENTIFICATION	USE WITH -	PART NUMBER
- A -						
60/62	A(6 cyl.)	r/b C8OZ 2884-B	2B	C2AA 2981-A, C2AA 2981-A1, C2AA 2981-A2	C3SZ 2979-A, C3SZ 2979-A, C3SZ 2979-A	*C2AZ 2884-A
	A(6 cyl.)-1962		4A	C2AA 2981-C, C2SA 2981-A		C2AZ 2884-C
	A(8 cyl, 292)		1		C0AE 2979-A	C0AZ 2884-B
	A(8 cyl, 352, 390)	r/b C8OZ 2884-B	2B	C2AA 2981-A, C2AA 2981-A1, C2AA 2981-A2	C3SZ 2979-A, C3SZ 2979-A, C3SZ 2979-A	*C2AZ 2884-A
	A(8 cyl, 352, 390)-1962		4A	C2AA 2981-C, C2SA 2981-A		C2AZ 2884-C
	A		2A	B8AA 2981-A	C0AE 2979-A	C0AZ 2884-D
63/	A(6 cyl.)		4A	C2AA 2981-C, C2SA 2981-A		C2AZ 2884-C
	A(6 cyl.)	r/b C8OZ 2884-B	2B	C2AA 2981-A, C2AA 2981-A1, C2AA 2981-A2	C3SZ 2979-A, C3SZ 2979-A, C3SZ 2979-A	*C2AZ 2884-A
	A(8 cyl, 260, 289)		2B	C3AA 2981-A, C3AA 2981-A1, C3AA 2981-A2	C3SZ 2979-A, C3SZ 2979-A, C3SZ 2979-A	C3AZ 2884-A
	A(8 cyl, 260, 289)		4A	C3AA 2981-B	C3SZ 2987-A	C3AZ 2884-B
	A(8 cyl, 352, 390)		4A	C2AA 2981-C, C2SA 2981-A		C2AZ 2884-C
	A(8 cyl, 352, 390)	r/b C8OZ 2884-B	2B	C2AA 2981-A, C2AA 2981-A1, C2AA 2981-A	C3SZ 2979-A, C3SZ 2979-A, C3SZ 2979-A	*C2AZ 2884-A
	A		2A	B8AA 2981-A	C0AE 2979-A	C0AZ 2884-D
- B -						
62	B		2A	C2OA 2981-A	C0AE 2979-A	C2OZ 2884-A
63/	B(6 cyl. & 8 cyl.)		2B	C3AA 2981-A, C3AA 2981-A1, C3AA 2981-A2	C3SZ 2979-A, C3SZ 2979-A, C3SZ 2979-A	C3AZ 2884-A
			4A	C3AA 2981-B	C3SZ 2987-A	C3AZ 2884-B

E - Eaton P - Pitts W - Warner * Production alternates † Production alternates † See Illustration Page 45

FORD CAR PARTS

2884 CLUTCH & PULLEY ASSY. - COMPRESSOR - continued - Also Refer to Groups 2983

YEAR	MODEL	REMARKS	TYPE †	STAMPED IDENTIFICATION	USE WITH -	PART NUMBER
- B -						
	B(8 cyl. 289)-1965	r/b C8OZ 2884-B	2B	C2AA 2981-A,	C3SZ 2979-A,	★C2AZ 2884-A
			2B	C2AA 2981-A1,	C3SZ 2979-A,	
			6B	C2AA 2981-A2	C3SZ 2979-A	
	B(8 cyl. 289)-1965		4A	C2AA 2981-C,		C2AZ 2884-C
- S -						
60	S(8 cyl. 352)		2A	B8AA 2981-A	C0AE 2979-A	C0AZ 2884-D
	S	r/b C8OZ 2884-B	2B	C2AA 2981-A,	C3SZ 2979-A,	★C2AZ 2884-A
			2B	C2AA 2981-A1,	C3SZ 2979-A,	
			6B	C2AA 2981-A2	C3SZ 2979-A	
61	S	r/b C8OZ 2884-B	2B	C2AA 2981-A,	C3SZ 2979-A,	★C2AZ 2884-A
			2B	C2AA 2981-A1,	C3SZ 2979-A,	
			6B	C2AA 2981-A2	C3SZ 2979-A	
62/	S	r/b C8OZ 2884-B	2B	C2AA 2981-A,	C3SZ 2979-A,	★C2AZ 2884-A
			2B	C2AA 2981-A1,	C3SZ 2979-A,	
			6B	C2AA 2931-A2	C3SZ 2979-A	
	S		4A	C2AA 2981-C,		C2AZ 2884-C
- X -						
60/62	X(6 cyl.)		2B	C3DA 2981-A	C3SZ 2979-A	C3DZ 2884-A
63/64	X(6 cyl.)-1963		2B	C3DA 2981-A	C3SZ 2979-A	C3DZ 2884-A
	X(6 cyl.)	"Before 3/2/64"	2C	C3DA 2981-B	C3SZ 2979-A	C3DZ 2884-B
	X(6 cyl.)-1964	"From 3/2/64"	2C	C4DA 2981-B,	C3SZ 2979-A,	C4DZ 2884-A
			2C	C4DA 2981-B1,	C3SZ 2979-A,	
			6C	C4DA 2981-B2	C3SZ 2979-A	
	X(8 cyl.)		2B	C3AA 2981-A,	C3SZ 2979-A,	C3AZ 2884-A
			2B	C3AA 2981-A1,	C3SZ 2979-A,	
			6B	C3AA 2981-A2	C3SZ 2979-A	
	X(8 cyl.)-1964		5A	C4OA 2981-A	C4AZ 2987-A	C4OZ 2884-A
	X(8 cyl.)		4A	C3AA 2981-B	C3SZ 2987-A	C3AZ 2884-B
YEAR	MODEL	DESCRIPTION	QTY.	PART NUMBER		
60/61	A (8 cyl.), S (8 cyl. 352)	Bolt (clutch to compressor)-5/16"-24 x 1 1/2"	1	373296-S(BB435)		
62	A	locking	1			
64	A(8 cyl. 289)		1			
64	B (6 & 8 cyl.)		1			
64	X	"Before 3/2/64"	1			
62/	B (6 cyl.)	Snap ring (pulley to shaft)	2	353650-S100(QQ11)		
60	A (8 cyl.), S (8 cyl. 352)	Retainer-snap (clutch)-1 3/16"	1	373452-S(QQ41)		
60	A (8 cyl.), S (8 cyl. 352)	Retainer-snap (clutch)-2 1/4"	1	373453-S(QQ79)		
60/61	A (8 cyl.), S (8 cyl. 352)	Bolt (clutch to compressor)-1/4"-20 x 3/4"	3	20344-S8(B42)		
64/	A (6 cyl. & 8 cyl. 352, 390), S	Screw & washer(to compressor)-5/16"-24 x 1 3/4"	1	359780-S7(BB83)		
64/	X	"From 3/2/64"	1			
		Lockwasher-3/4" external tooth		34940-S7-8(X88)		
62	A, S	Screw & washer(field coil to compr.)-1/4"-20 x 5/8"	3	43263-S8(U3)		
60/61	A (8 cyl.)	Bolt(pulley to comp.)-5/16"-24 x 1"	1	358606-S(BB427)		
60/63	S	self locking	1			
		Washer-flat-21/64"		358605-S(XX115)		
62/	A, B, S, X	Bolt(to compressor)-5/16"-24 x 1 1/2"-locking	1	374411-S8 (BB435C)		
2887 SPACER - COMPRESSOR MOUNTING BRACKET						
64	A(8 cyl. 352, 390)-except 4 speed S/T	25/64" I. D. -3/4" O. D. -13/16" long	1	C4AZ 2887-A		
64/	A(8 cyl. 352, 390)-exc. models w/bucket seats	17/32" I. D. -1 1/64" O. D. -49/64" long	1	C4AZ 2887-B		
62	B (6 cyl.)	Cut from 3/8" pipe	1	★C2OA 2887-A		
2888 BRACE - COMPRESSOR - FRONT - Also refer to Group 2889						
63/64	A (8 cyl. 260, 289)		1	C3OZ 2888-A		
63/64	B (8 cyl. 221, 260, 289)		1			
64	X (8 cyl. 260)		1			
64	S		1	C4SZ 2888-A		
64/	X (6 cyl.)		1	C4DZ 2888-B		
62	B	Bolt (brace to cylinder block)-3/8"-16 x 3/4"	1	20348-S8(B77)		
63	B-6 cyl.	Bolt (brace to mounting bracket)-3/8"-16 x 1 1/4"	1	359266-S8(B157)		
		Washer-flat-3/8"		352981-S(XX143)		

† See Illustration Page 45

YEAR	MODEL	DESCRIPTION	QTY.	PART NUMBER
2888 BRACE - COMPRESSOR - FRONT - continued Also refer to Groups 2889				
60/	X	Bolt (brace to cvlinder block)-3/8"-16 x 1"	1	20388-S8(B80)
60/	X	Bolt (brace to bracket)	1	
		Nut-3/8"-16	1	33799-S7(M52)
		Lockwasher-3/8"		34807-S8(X66)
		Washer-flat-3/8"		44727-S8(X24)
2889 BRACE - COMPRESSOR - Also refer to Group 2888				
64	A(8 cyl.352,390)-except models with bucket seats	Rear-to intake manifold	1	C4AZ 2889-A
63/64	X(6 cyl.) "Before 3/2/64"	Lower	1	C3DZ 2889-A
64/	X (6 cyl.) "From 3/2/64"	Lower	1	C4DZ 2889-A
63/	B, X(6 cyl.)	Bolt (to bracket)-3/8"-16 x 7/8"	1	20368-S8(B79)
2894 CAP - COMPRESSOR BELT IDLER PULLEY				
62/	B (6 cyl.170, 200)	Used in 8678 idler pulley assy.	1	B8QH 2894-A
2902 BRACKET - COMPRESSOR SUPPORT				
64	S		1	C4SZ 2902-A
		Screw & washer (to intake manifold)-3/8"-16 x 1"	1	373293-S8(BB563)
		Screw & washer (to compressor)	1	
		Washer-flat-3/8"		352981-S(XX143)
64	X (6 cyl.)	Bolt (to support)-3/8"-16 x 1"	1	20388-S8(B80)
		Nut-3/8"-16		33799-S7(M52)
64	X (8 cyl.)	Bolt (to manifold)-3/8"-16 x 7/8"	1	356685-S8(BB153)
63/64	A(8 cyl. 260, 289)		1	C3OZ 2902-A
63/64	B(8 cyl. 221, 260, 389)		1	
2A942 ARM - COMPRESSOR BELT ADJUSTMENT - Also refer to Group 10145				
64/	X(6 cyl.)		1	C4DZ 2A942-A
		Bolt (to compressor)-3/8"-16 x 1 1/8"	1	20408-S7(B81)
		Nut-3/8"-16	1	34057-S8(M161)
		Lockwasher-3/8"		34807-S8(X66)
2979 BRUSH and HOLDER ASSY. - COMPRESSOR				
60/62	A, B, S, X	With side hose mounts	1	C0AE 2979-A
63/	A, B, S, X	Stamped C3SA 2979-A or C7ZA 2987-A	1	C3SZ 2979-A
60/64	A (8 cyl.)	Bolt (holder to compressor)-3/8"-16 x 1/2"	1	20312-S7-8(B75)
60/63	S	Screw & washer assy. (brush clip to compressor base)-3/8"-16 x 1"	2or4	373293-S8(BB563)
60/64	A (6 cyl.)		4	
64/	S	Bolt (to compressor base)-1/4"-20 x 1/2"	2	20308-S7-8(B40)
63/64	A (8 cyl.)		1	
2980 RING ASSY. - COMPRESSOR CLUTCH				
60	A, S	Eaton	1	B9ME 2980-A
2983 ROTOR, PULLEY and ARMATURE ASSY. - COMPRESSOR - Also refer to Group 2884				
60/62	A, S (6 cyl. & 8 cyl. 352, 390)	Warner-less 2987 field	1	C2AZ 2983-A
2987 FIELD ASSY. - COMPRESSOR - WITH PILOT BUSHING				
60/62	A (8 cyl.), S	Warner	1	C0AE 2987-A
63/	A, B, S, X	Warner-includes (1) C0AE 2988-A pilot bushing-metal tag or stamped C3SA 2987-A 1.763"/1.795" thick	1	C3SZ 2987-A
64	A(8 cyl. 289)	Pitts Industries-metal tag or stamped C4VA 2987-A-1.697"/1.727" thick	1	C4AZ 2987-A
64/	B(6 & 8 cyl.)		1	
64	X(8 cyl.)		1	
64	A, B, S, X	Bolt (to compressor)-1/4"-20 x 1/2"	AR	20308-S7-8(B40)
2990 BEARING PULLEY - Also refer to Group 8678				
60/	A, B, S	For A/C compressor clutch-29/32" thick	1	B9ME 2990-A
64/	A(8 cyl. 289,352,390)-exc. 4/S/T, S	For idler pulley-.626" & 1.18" O. D.-2 13/16" long	1	C4AZ 2990-A
63	A (8 cyl. 352, 390)	Use w/C3AZ 19B969-J vibration modification kit	1	
60/	A, S	Snap ring (bearing to clutch shoe)	1	370377-S(QQ16)
60/	A, S	Retainer-snap (brg. to clutch field hsg.)-2 1/4"	1	372642-S(QQ80)
2992 GASKET - COMPRESSOR VALVE PLATE				
60/63	X		1	C0DF 2992-A
2995 HEAD - COMPRESSOR CYLINDER				
60/61	A, S	Lehigh or York compressor	1	C1AE 2995-A
60/	X		1	
60	A, S (8 cyl.)	Tecumseh compressor	1	C0AE 2995-A
60/	X		1	
64	S, X	Tecumseh	1	C3GY 2995-A
62/	S	York	1	C2SZ 2995-A
63/	A, B, X		1	
60	A, S (8 cyl.)	Screw & washer assy. (head to compressor crankcase)-5/16"-18 x 1 1/4"	15	373762-S (BB551H)

INDEX

SECTIONS 30 THRU 46 - FRONT SUSPENSION, STEERING SYSTEM AND REAR AXLE

PART NAME	GROUP NUMBER	PART NAME	GROUP NUMBER
Actuator (power steering valve)	3812	Clamp (ball return guide)	3544
Adaptor & gusset ass'y. (front suspension lower arm)	3A031-2	Clamp (column to instrument panel)	3668
Adaptor ass'y. (p/s oil reservoir inlet tube)	3B726	Clamp (power steering cylinder piston rod boot)	3C755
Adaptor (power steering pump to reservoir)	3670	Clamp (power steering hose)	3C750
Adjuster ass'y. (steering worm thrust bearing)	3A670		3A762
Adjuster (p/s control valve sleeve lock nut)	3821	Clamp (power steering hydraulic control)	3A728
Adjuster (p/s control valve spool)	3B700	Clamp (steering column)	3506
Arm & bushing ass'y. (steering idler)	3A734	Clamp (steering column shroud)	3D670
Arm ass'y. (lower)	3078-9	Clamp (steering spindle)	3287
Arm (idler)	3355	Cover ass'y. (steering idler arm bearing)	3B042
Arm (sector shaft)	3590	Cover (column opening or neutral switch)	3A673
Arm (upper)	3082-3	Cover (moveable steering column opening)	3C525
Ball & cage (worm thrust bearing)	3571		3B674
Bearing ass'y. (p/s control valve sleeve)	3B673	Cover (power steering linkage dust)	3A729
Bearing (column release cam)	3D581	Cover (power steering oil reservoir)	3A582
Bearing (column)-upper	3517	Cover (power steering pump housing)	3A698
Bearing (moveable steering column to track lower bracket)	3C728	Cover (sector shaft housing)	3580
Bearing (sector shaft)	3576	Cover (steering wheel hub)-lower	3491
Bearing (steering column pilot)	3B648	Cup (worm bearing)	3552-3
Body ass'y. (power steering oil reservoir)	3A699	Cylinder ass'y. (power steering)	3A540
Bolt (lower arm mounting)	3057	Element (power steering oil reservoir filter)	3-3538
Bolt (power steering control valve spool)	3-3698	Emblem (horn button)	3524
Bolt (p/s oil filter element support or cover retaining)	3601	Emblem (steering wheel hub)	3649
Bolt (steering column tube flange to tube)	3641	End (spindle rod)	3289
Boot (p/s cylinder)	3C528	Extension (column tube flange)	3790
Brace (moveable steering column track)	3C557	Flange & insulator ass'y. (flexible joint)-steering	3A525
Brace (moveable steering column track inner)	3C762	Flange & pin (column tube)	3511
Bracket ass'y. (moveable strg. column to track)	3B659	Gasket (power steering control valve body)	3A740
Bracket (bumper)	3382-3	Gasket (power steering oil reservoir cover)	3A642
Bracket (column to instrument panel)	3676-8	Gasket (power steering oil reservoir filler cap)	3C675
Bracket (front radius arm)	3B095	Gasket (power steering oil reservoir filter)	3C719
Bracket (front suspension lower arm mtg.)	3A031-2	Gasket (sector housing or housing cover)	3581
Bracket (frt. suspension lwr. arm mtg.) rear	3A134	Gear (less arm, wheel & tube)	3504
Bracket (frt. suspension lower arm strut mtg.)	3416	Grommet (column to dash)	3512
	3486-7	Guide ass'y. (front suspension spring)	3A197
Bracket (idler arm mounting)	3350-1	Guide (ball return)	3523
Bracket (moveable steering column locking actuator)	3B649	Guide (moveable column opening cover)	3C571
Bracket (moveable steering column track stop)	3B666	Hose ass'y. (p/s control valve to cylinder)	3A714
Bracket (moveable strg. column track support)	3C574	Hose (column release supply)	3D585
Bracket (power steering cylinder mounting)	3A652	Hose (power steering pressure line)	3A719
Bracket (power steering hose insulator)	3A611	Hose (power steering reservoir to pump)	3691
Bracket (power steering hose spring)	7542	Hose (power steering return line)	3A005
Bracket (power steering pump adjusting)	3A732		3A713
Bracket (power steering pump support)	3562	Housing ass'y. (front suspension mtg.) on body	3443-4
Bracket (steering column & instrument panel cover pivot)	3D626	Housing ass'y. (steering gear)	3548
Bracket (steering column lower track support strut)	3C570	Housing (power steering pump)	3A643
Bumper (front suspension)	3019-20	Insert (steering wheel hub cap retainer)	3660
Bumper (moveable steering column locking lever)	3B151	Insert (steering wheel trim)	3C680
Bumper (moveable strg. column track stop bracket)	3C726	Insulator ass'y. (steering gear)	3C716
Bushing ass'y. (front suspension upper arm) inner	3062	Insulator (horn button)	3672
Bushing (column)-upper	3517	Insulator (horn ring)	3673
Bushing (idler arm)	3350-8	Insulator (moveable steering column pivot)	3B653
Bushing (lower arm mounting bolt)	3069	Insulator (power steering control valve linkage stop)	3C562
Bushing (moveable strg. column locking lever pivot)	3B642	Insulator (power steering hose)	3A609
Bushing (moveable steering column pivot)	3B654	Insulator (power steering pump)	3-3640
Bushing (p/s control valve spool)	3A518-9	Insulator (steering column lower flange)	3B564
Bushing (steering column opening cover pivot)	3D502		3674
Bushing (steering shaft)	3C773	Joint ass'y. (frt. suspension lower arm ball) L. H.	3A106
Bushing (upper arm inner shaft)	3068	Joint ass'y. (front suspension upper arm ball)	3049
Button (moveable steering column to track)	3B644	Joint ass'y. (front suspension upper arm ball) L. H.	3A227
Cap ass'y. (steering wheel hub)	3623	Joint ass'y. (lower arm ball)	3395
Cap (P/S control valve spool adjuster)	3708	Joint ass'y. (upper arm ball)	3263
Cap (P/S control valve spool centering spring)	3C705	Keys (ignition & door)	3685
	3-3705	Kit (drag link adjusting sleeve)	3310
Cap (power steering cylinder)	3A745	Kit (drag link ball stud repair)	3A533
Cap (power steering oil reservoir filler)	3A006	Kit (exhaust air supply)-P/S adapter	3A635
		Kit (frt. suspension lwr. arm strut bushing & washer)	3A187
		Kit (front suspension lower ball joint dust seal repair)	3B035

INDEX

SECTIONS 30 THRU 46 - FRONT SUSPENSION, STEERING SYSTEM AND REAR AXLE - continued

PART NAME	GROUP NUMBER	PART NAME	GROUP NUMBER
Kit (idler arm & bushings)	3352	Ring (power steering pump valve fitting)	3-3618
Kit (idler arm mounting bracket)	3350	Ring (power steering reservoir orifice)	3-3547
Kit (lower shaft or control arm mounting)	3048	Rod (arm to idler arm)	3304-05
Kit (lower spindle support)	3050	Rod (moveable steering column locking)	3B123
Kit (power steering control valve ball stud repair)	3A533	Rod or End (spindle connecting)	3A130-1
Kit (power steering control valve centering spring)	3A675	Rod (power steering piston)	3A545
Kit (power steering control valve repair)	3A650	Screw (sector shaft adjusting)	3577
Kit (P/S control valve spool centering spring cap)	3C705	Seal (front suspension arm ball joint dust)	3A105
Kit (p/s cylinder end mounting bushing)	3C589	Seal (power steering control valve spool adjuster)	3B699
Kit (power steering cylinder seal)	3A764	Seal (power steering control valve spool spring cap)	3C706
Kit (power steering piston boot & insulator)	3C651	Seal (power steering cylinder stud)	3C636
Kit (power steering piston rod end bushing)	3C590	Seal (power steering pump rotor shaft oil)	3B592
Kit (power steering pump impeller repair)	3A711	Seal (shaft oil)	3738
Kit (power steering pump seal & gasket)	3B584	Seal (steering & front suspension)	3332
Kit (P/S sleeve, shaft & torsion bar ass'y.)	3B671	Seal (steering idler arm)	3359
Kit (P/S valve spool retaining ring)	3757	Seal (weather)	3513
Kit (seal & gasket) integral p/s gear	3C538	Seal & bushing (frt. susp. upper arm spring)	3388
Kit (sector shaft adjusting shim)	3A657	Seal (power steering filter element spring)	3B754
Kit (steering gear ball return guide & clamp)	3523	Shaft & bearing ass'y. (moveable steering column)-flexible	3558
Kit (torsion bar ass'y. & sleeve bearing)	3B669	Shaft & flange ass'y. (steering)	3460
Kit (upper shaft)	3047	Shaft & flange (steering)	3524
Kit (upper spindle support)	3049	Shaft & torsion bar (p/s gear input)	3B669
Kit (worm ball)	3647	Shaft (front suspension lower arm) inner	3057
Lever ass'y. (moveable steering column locking)	3B661	Shaft (power steering pump rotor)	3B559
Link (power steering sector shaft arm to spindle connecting rod)	3B163	Shaft (steering gear sector)	3575
Locator (moveable column track)	3C734	Shaft (upper arm)-inner	3056
Lock cylinder & keys (glove compartment, etc.)	3689	Shim (lower arm front mounting bolt to frame)	3054
Moulding (horn blowing ring spoke)	3602	Shim (upper arm mounting)	3043
Nut (front suspension upper arm mounting bolt)	3B023	Shroud (steering column) -L. H.	3533
Nut (worm thrust bearing)	3707	Sleeve (column upper bearing)	3518
Oil seal (sector shaft housing)	3591	Sleeve (drag link adjusting)	3310
Orifice (power steering tube seat)	3A700	Socket (power steering control valve stud)	3A754
Pad (moveable steering column locking bracket)	3D560	Spacer (front suspension lower arm front)	3099
Pin (moveable steering column to track lower bracket)	3C727	Spacer (housing seal)	3C703
Pin (power steering pump rotor shaft)	3-3633	Spacer (power steering control valve spool)	3A658
Pin (steering column release cable)	3E683	Spacer (power steering cylinder mounting bracket)	3C626
Pivot ass'y. (moveable steering column)	3B650	Spacer (P/S pump adjusting bracket)	3D600
Plate (horn ring contact)	3630	Spacer (steering column upper bearing spring)	3B703
Plate (moveable steering column locking)	3B658	Spacer (steering shaft coupling)	3C760
Plate (moveable strg. column shroud cover retaining)	3C533	Spindle ass'y.	3102-8
Plate (power steering control valve)	3-3712	Spring (column position)	3D655
Plate (steering column opening cover)	3B633-4	Spring (column upper bearing)	3520
Plug (housing oil filler)	3538	Spring (moveable steering column to track lower brkt.)	3C730
Plug (power steering connecting link ball stud seat)	3B740	Spring (moveable steering column track locking)	3B664
Plug (power steering gear)	3B730	Spring (p/s control valve reaction limiting)	3C563
Plug (power steering reaction control spring)	3A512-3	Spring (power steering filter element retaining)	3B688
Pulley (power steering pump)	3A733	Spring (power steering hose)	3C697
Pump & pulley ass'y. (power steering)	3A696	Spring (power steering lower shaft)	3A594
Pump (power steering)	3A674	Spring (power steering pump flow control valve)	3A570
Pump, reservoir & pulley (power steering)	3A691	Spring (steering column instru. panel opening cover)	3D514
Race (steering worm outer)	3614	Stop (p/s control valve spool travel regulator)	3C560
Rack & worm (steering gear)	3524	Stop (steering arm)	3A706-7
Reinforcement (flexible coupling steering)	3B629	Strut (front suspension lower arm)	3468
Reinforcement (frt. suspension mounting housing spring seat on body)	3A072	Strut (lower track support)	3C575
Reinforcement (power steering reservoir orifice)	3B563	Stud (drag link to selector arm ball)	3311
Reinforcement (steering column support bracket)	3B743	Support ass'y. (steering column)	3B718
Reservoir ass'y. (power steering oil)	3A697	Support (front suspension bumper bracket)	3B170-1
Retainer & bearing ass'y. (steering column)-upper	3839	Support (power steering pump)	3C511
Retainer (horn ring)	3629	Support (p/s reservoir filter element)	3C677
Retainer (moveable strg. column locking lever spring)	3C733	Track ass'y. (moveable steering column)	3C571
Retainer (moveable steering column track bearing)	3D561	Trim (steering column opening cover)	3B760
Retainer (power steering cylinder stud seal)	3D507	Tube ass'y. (p/s control valve to cyl.-rod end)	3A717
Retainer (power steering hose insulator)	3A610	Tube ass'y. (power steering pressure hose to pump)	3836
Retainer (power steering pump relief valve)	3-3627	Tube ass'y. (p/s return line hose to steering gear)	3B721
	3C742	Tube (column)	3509
Retainer (steering column upper bearing)	3B610		3514
Retainer (steering wheel hub cap)	3657	Tube (column release valve)	3E558
Ring (power steering cylinder cap retaining)	3A746	Tube (p/s pressure line to valve)	3494

INDEX

SECTIONS 30 THRU 46 - FRONT SUSPENSION, STEERING SYSTEM AND REAR AXLE - continued

PART NAME	GROUP NUMBER	PART NAME	GROUP NUMBER
Tube (p/s return line hose to control valve)	3A575	Hub (differential gear clutch)	4946
Valve housing & spool (P/S)	3B731	Kit (differential gear & pinion)	4209
Valve (power steering hydraulic control)	3A730	Kit (differential-less driven gear)	4953
Valve (power steering pump)	3A561	Kit (differential pinion shaft)	4211
Washer (front suspension lower arm front shaft)	3B147	Kit (differential shaft pinion)	4215
Washer (power steering pump adjusting bracket)	3-3638	Kit (differential side gear)	4236-7
Washer (steering column socket-thrust)	3C708	Kit (locking differential)	4880
Washer (steering shaft coupling bolt)	3C660	Kit (universal joint)	4635
Wheel ass'y. (steering)	3600	Knuckle & plug ass'y. (universal joint)	4841
Wire & terminal (shaft ground)	3B710	Lock (differential bearing adjusting nut)	4143
Bearing assy. (driving pinion pilot)	4625	Lubricator (differential)	4159
Bolt (differential carrier to rear axle housing)	4347	Nut or shim (differential bearing adjusting)	4067
Bolt (differential gear to case)	4216	"O" ring (driving pinion bearing retainer)	4669
Bracket (driving pinion bearing retainer)	4298	Packing (universal joint)	4706
Bracket (rear axle bumper)	4731	Plate assy. (differential clutch)	4945
Bumper (rear axle)	4730	Plate (differential gear clutch)	4947
Carrier assy. (differential)	4141	Reinforcement assy. (rear axle bumper mounting)	4A182-3
Case ass'y. (differential gear)	4204-5	Retainer & bearing cups assy. (driving pinion brg.)	4614
Cone & roller (differential bearing)	4221	Retainer (driving pinion pilot bearing)	4627
Cone & roller (pinion bearing)	4621	Retainer (rear wheel bearing)-outer	4020
Cone & roller (pinion bearing)-rear	4630	Scoop (differential case oil)	4A050
Cover (housing)	4033	Screw (cover to housing)	4346
Cup (differential bearing)	4222	Seal (pinion oil)	4676
Cup (pinion bearing)	4616	Shaft & bearing ass'y. (rear axle)	4234-5
Cup (pinion bearing)-rear	4628	Shaft (differential pinion)	4211
Deflector (universal joint oil seal dust)	4859	Shim (pinion bearing)	4663
Drive shaft & related parts	4602	Slinger (pinion shaft oil)	4670
Flange ass'y. (universal joint) axle end	4851	Snap ring (U joint spider bearing)	4891
Gasket (carrier or cover)	4035	Spacer (pinion bearing)	4662
Gear (differential side)	4236	Spring (differential clutch)	4214
Hose assy. (rear axle vent)	4A058	Tube (rear axle housing-vent)	4A001
Hose (power brake booster and air compressor)	4090	"U" bolt (universal joint)	4529
Hose (rear axle housing-vent)	4A049	Vent (rear brake line connection)	4022
Housing ass'y.	4010	Washer (differential pinion shaft thrust)	4230
		Washer (differential side gear thrust)	4228

YEAR	MODEL	DESCRIPTION	QTY.	PART NUMBER
3A005 HOSE - POWER STEERING RETURN LINE - Refer to Group 3A719				
3A006 CAP ASSY. - POWER STEERING OIL RESERVOIR FILLER				
60/64	A, B	Dip stick approx. 3" long	1	C1AA 3A006-A
63/64	X (8 cyl.)-without A/C	Pump mounted reservoir	1	
60	S (with A/C)		1	
61/	S (without A/C)		1	
62/	S (Sports Roadster)	Chrome	1	C2SZ 3A006-A
63/	X(Sprint Models 63C & 76B)	Without A/C	1	
63	X(6 cyl.)	Dip stick approx. 1 1/2" long	1	C3DZ 3A006-A
60	S (with A/C)		1	
3019-20 BUMPER ASSY. - FRONT SUSPENSION				
60/63	A	Upper arm-3/8"-24 x 3/4" bolt thread	2	C0AZ 3020-A
60	S		2	
60/63	A	Lower arm-3/8"-24 x 3/4" bolt thread	2	B8A 3019-A
60	S		2	
63/64	A	Upper arm-3/8"-16 x 11/16" bolt thread	2	C3AZ 3020-B
63/64	A	Lower arm-3/8"-16 x 1/2" bolt thread	2	C3AZ 3020-A
61/	S		2	C1SZ 3020-A
60/62	X		2	C0DZ 3020-A
63/	X (6 cyl.)		2	C3DZ 3020-A
63/64	X (8 cyl.)		2	C3DZ 3020-B
60/	B, X	Nut (bumper to underbody)-5/16"-24	2	33798-S7-8(M62)
		Lockwasher-5/16"		34806-S7(X64)
		Nut- (upper arm)-3/8"-24		33800-S8(M63)
		Lockwasher-3/8"		34847-S8(X74)
60/63	A, S	Locknut (lower arm bumper to arm)-3/8"-24	2	34370-S8(M99)
64/	A	Locknut (lower arm bumper to arm)-3/8"-16	2	33799-S7(M52)

YEAR	MODEL	DESCRIPTION	QTY.	PART NUMBER
3B023 NUT - FRONT SUSPENSION UPPER ARM MOUNTING BOLT				
62/64	B	5/8"-18	4	C2OZ 3B023-A
3A031-2 ADAPTOR and GUSSET ASSY. - FRONT SUSPENSION LOWER ARM				
62/64	B	At end of arm	2	C2OZ 3A031-C
62/	B	R. H. - On body	1	C2OZ 3A031-B
		L. H.	1	C2OZ 3A032-A
		Bolt (bracket to body)-7/16"-14 x 1 1/8"	8	20410-S8(B103)
		Lockwasher-7/16"		34808-S8(X67)
60/63	X	R. H.	1	C5DZ 3A031-A
		L. H.	1	C0DB 3A032-B
64/	X	R. H.	1	C5DZ 3A031-A
		L. H.	1	C5DZ 3A032-A
3B035 KIT - FRONT SUSPENSION LOWER BALL JOINT DUST SEAL REPAIR				
62	X	Consists of - Not replaced 1-C2OA 3A027-D Retainer 3-34781-S 1/washer 1-C2DZ 3A105-B Seal 1-72053-S Cotter pin 3-33798-S Nut 3-376323-S Bolt	1	★C2DZ 3B035-A
3B042 COVER ASSY. - STEERING IDLER ARM BEARING				
63/	X		2	C3DZ 3B042-A
3043 SHIM - FRONT SUSPENSION UPPER ARM MOUNTING				
60/64	A, X	.113"/.123" thick-1.04" wide	AR	C0AA 3043-A
60	S		AR	
60/64	A, X	.027"/.033" thick-1.04" wide	AR	C0AA 3043-B
60	S		AR	
61/64	A	.013"/.017" thick-1.04" wide	AR	C1AA 3043-A
60/64	X		AR	
3047 KIT - FRONT SUSPENSION UPPER SHAFT				
60/64	A	Consists of 1-C0AA 3056-A Shaft 2-379329-S2 Bolt 2-C1AA 3068-A Bushing 2-370367-S100 Seal 2-352596-S7 Nut 2-34784-S7 L/washer 2-87924-S7-8 Fitting	2	C0AZ 3047-A
62/	B	Consists of 2-C5OZ 3B023-B Nut 2-87924-S7-8 Fitting 1-C3OA 3056-B Shaft 2-370367-S100 Ring 2-C70A 3068-A Bushing 2-377261-S8 Bolt 2-376539-S7 Washer	2	C3OZ 3047-B
60	S	Consists of 1-AJ 3056-A Shaft 2-357625-S7-8 L/washer 2-AJ 3068-A Bushing 2-379329-S2 Bolt 2-20431-S8 Bolt 2-AJ 33042-B Washers 2-352596-S7 Nuts 2-34784-S7 Lockwashers	2	B7A 3047-A
61/	S	Consists of 1-C3SA 3056-A Shaft 2-373518-S2 Bolt 2-C2SZ 3068-A Bushing 2-374268-S L/washer 2-55752-S7 Nut 2-374269-S Seal 2-87921-S Fitting	2	C3SZ 3047-A
60	X	Consists of 1-C0DD 3056-A Shaft 2-20411-S8 Bolt 2-C0DD 3068-A Bushing 2-379329-S2 Bolt 2-AJ 33042-B Seal 2-34783-S7 L/washer	2	C0DZ 3047-A
61/	X	Consists of 1-C3DA 3056-A Shaft 2-87924-S7-8 Fitting 2-C70A 3068-A Bushing 2-370367-S100 Ring	2	C3DZ 3047-A
3048 KIT - FRONT SUSPENSION LOWER SHAFT or CONTROL ARM MOUNTING				
60/61	A (with link-less type suspension)	Control arm mounting-consists of	2	C0AZ 3048-A
60	S	1-AJ 3055-A Bolt 1-AJ 33042-B Washer 1-C1AA 3057-B Bolt 1-MG 33042-A Washer 1-C0AA 3069-A Bushing 1-20451-S8 Bolt 1-C1AA 3069-A Bushing 1-34783-S7 Lockwasher 1-55701-S8 Locknut	2	

YEAR	MODEL	DESCRIPTION	QTY.	PART NUMBER
3048 KIT - FRONT SUSPENSION LOWER SHAFT or CONTROL ARM MOUNTING - continued				
61/62	A (with link type suspension)	Control arm mounting - consists of 1-AJ 3055-A Bolt 1-AJ 33042-B Washer 1-C1AA 3057-A Bolt 1-MG 33042-A Washer 1-C0AA 3069-A Bushing 1-20451-S8 Bolt 1-C1AA 3069-A Bushing 1-34783-S7 Lockwasher 1-55701-S8 Locknut	2	C1AZ 3048-A
63/64	A (except 8 cyl. 427)	Lower arm shaft mounting - consists of 1-C1MM 3055-B Bolt 1-C3AZ 3069-C Bushing 1-C3AZ 3057-A Shaft 1-C3AZ 3B147-A Washer 1-C3AZ 3069-A or 2-55701-S8 Nut C3AZ 3069-H Bushing 2-374952-S Washer 1-C3AZ 3069-D or 2-374953-S Washer C3AZ 3069-G Bushing 2-376882-S Washer	2	C3AZ 3048-B
63/	A, A (Taxicab & P/I)-H/D-8 cyl. 427	Control arm mounting - consists of 1-C1MM 3055-B Bolt 2-C4AA 3B172-A Adapter 1-C4AA 3057-A Bolt 1-C4AA 3B173-A Adapter 1-C3AZ 3069-E BUSHING 1-C4AA 3B174-A Adapter 1-C3AZ 3069-F BUSHING 1-55701-S8 Nut 1-MG 33042-A WASHER 1-376882-S Washer	2	C4AZ 3048-A
3049 KIT - FRONT SUSPENSION UPPER SPINDLE SUPPORT				
60/64	A		2	C1AZ 3049-A
60	S		2	
Consists of 1-C4AA 3623-A Ball joint 1-72035-S7-8 Cotter pin 2-34782-S Lockwasher 2-20389-S8 Bolt 2-33800-S8 Nut				
61/62	S	R. H.	1	C2SZ 3049-A
Consists of 1-C1SS 3A108-B Seal 1-C1SS 3266-B Stud 1-34033-S8 Nut 1-C1SS 3A111-E Seal 1-C2SA 3A273-A Gasket 1-72035-S Cotter pin 1-C1SS 3A236-A Cover 1-C1SS 3394-E Bearing 1-87921-S8 Fitting 1-C2SA 3264-B Socket 6-33798-S Nut 3-304721-S Bolt				
61/62	S	L. H.	1	C2SZ 3049-B
Consists of 1-C2SA 3A102-B Socket 1-C1SS 3266-B Stud 1-34033-S8 Nut 1-C1SS 3A108-B Seal 1-C2SA 3A273-A Gasket 1-72035-S Cotter pin 1-C1SS 3A111-E Seal 1-C1SS 3394-E Bearing 1-87921-S8 Fitting 1-C1SS 3A236-A Cover 6-33798-S Nut 3-304721-S Bolt				
60/62	X		2	C1DZ 3049-A
Consists of 1-C1DD 3A105-A Seal 3-33798-S8 Nut 1-72025-S Cotter pin 1-C1DD 3263-A Ball joint 3-34781-S7 Lockwasher 1-373132-S8 Nut 3-20367-S8 Bolt				
3049 JOINT ASSY. - FRONT SUSPENSION UPPER ARM BALL				
62/	B	R. H.	1	C2OZ 3049-C
		L. H.	1	C2OZ 3049-D
63/	S	Includes 72035-S Cotter pin	2	C3SZ 3049-A
63/	X	Includes 72035-S Cotter pin	2	C7OZ 3049-A
62/	B	Bolt (joint to arm)-5/16"-24 x 1 1/32" serrated Nut-5/16"-24	8	376323-S(BB390R) 33798-S8(M62)
		Lockwasher-5/16"		34806-S7(X64)
3050 KIT - FRONT SUSPENSION LOWER SPINDLE SUPPORT				
60/64	A		2	C1AZ 3050-B
60	S		2	
Consists of 1-C4AA 3395-A Ball joint 2-33800-S8 Nut 2-34782-S Lockwasher 2-20389-S8 Bolt 1-72035-S Cotter pin				
61/	S	R. H.	1	C3SZ 3050-A
Consists of 1-C3SA 3A027-A Retainer 1-34033-S8 Nut 3-34806-S7 Lockwasher 1-C3SA 3A105-B Seal 1-72035-S7-8 Cotter pin 3-378064-S8 Screw 1-C4SA 3395-A Ball joint 3-351089-S8 Nut				
61/	S	L. H.	1	C3SZ 3050-B
Consists of 1-C3SA 3A027-A Retainer 1-34033-S8 Nut 3-351089-S8 Nut 1-C3SA 3A105-B Seal 3-34806-S7 Lockwasher 3-378064-S8 Screw 1-C4SA 3A106-A Ball joint 1-72035-S7-8 Cotter pin				

YEAR	MODEL	DESCRIPTION	QTY.	PART NUMBER
3054 SHIM - FRONT SUSPENSION LOWER ARM FRONT MOUNTING BOLT TO FRAME				
60/62	A	.060" thick	AR	MK 3054-A
63/	A(H/D suspension)		AR	
63/	A	.113"/.123" thick-1 35/64" I.D. -2 21/64" O.D.	AR	C3AZ 3054-A
63/	A	.027"/.033" thick-1 35/64" I.D. -2 21/64" O.D.	AR	C3AZ 3054-B
61/	S	3 3/4" x 2 1/2"-.113"/.127" thick	AR	C1SS 3054-C
61/	S	3 3/4" x 2 1/2"-.023"/.027" thick	AR	C1SS 3054-D
60	S	1/16" thick	AR	B5A 3054-A
60/	X(54, 58, 62, 64, 76)	1/16" thick	2	LA 3054-A
3055 BOLT - FRONT SUSPENSION LOWER ARM MOUNTING - Supplied in 3048 Kits				
3056 SHAFT - FRONT SUSPENSION UPPER ARM - INNER				
		OVERALL LENGTH	HOLE CENTER	THREAD
60/64	A	10 5/8"	5 1/2"	3/4"-11
62/63	B	9 1/4"	4 1/4"	3/4"-11
64/	B	9 3/8"	4 1/4"	3/4"-11
63/	X	8 23/32"	3 3/4"	3/4"-8
60	S	10 1/2"	6"	ends tapped
61	S	10 11/32"	5 1/2"	7/8"-8
62	S	10 19/32"	5 1/2"	7/8"-8
63/	S	10 19/32"	5 1/2"	7/8"-8
60	X	8 7/16"	3 3/4"	ends tapped
61/63	X	8 19/32"	3 3/4"	3/4"-11
60/	S, X	Bolt (shaft to upper arm)-7/16"-20 x 1 1/8"	4	20411-S7(B184)
		Lockwasher-7/16"	2	34808-S8(X67)
60/	A, B, X	Seal (shaft)-.736" I.D.	4	370367-S100(KK49)
63/	S	Seal (shaft)-.859" I.D. -.189" wide-Rubber	4	374269-S(KK49B)
3057 SHAFT - FRONT SUSPENSION LOWER ARM - INNER - Supplied in 3048 Kits				
3062 BUSHING ASSY. - FRONT SUSPENSION UPPER ARM - INNER - Refer to Group 3068				
3068 BUSHING - FRONT SUSPENSION UPPER ARM INNER SHAFT - Supplied in 3047 Kit if not listed below				
62/	A (P/I & Taxicab only)	Heavy duty suspension	4	C2AZ 3068-A
62	B (P/I & Taxicab only)	Heavy duty suspension	4	
61/62	S	No lube fitting hole	4	C1SS 3062-B
62/	S	1/4"-28 lube fitting hole	4	C2SZ 3068-A
3069 BUSHING - FRONT SUSPENSION LOWER ARM MOUNTING BOLT				
60	A	Front-5/8" I.D.	2	C0AA 3069-B
61/62	A	Front-5/8" I.D.	2	C1AA 3069-A
63/64	A	Front-3/4" I.D. x 2 3/4" long	2	C3AZ 3069-H
63/64	A	Rear-7/8" I.D. -2 9/16" long	2	C3AZ 3069-G
63/	A	Shaft mounting-4 19/64" long	2	C3AZ 3069-C
63/64	A(P/I & Taxicab)	Front-7/8" I.D.	2	C3AZ 3069-E
63/64	A(P/I & Taxicab)	Rear-5/8" I.D.	2	C3AZ 3069-F
62/	B	1/2" I.D. -2 13/16" long	2	C2OZ 3069-B
60	S	7/8" I.D.	4	C0AA 3069-A
60/62	A	Rear	2	
61/	S	1/2" I.D.	2	C1SS 3069-C
63/	A	Seal (bushing)-15/16" I.D. -3/16" thick-rubber	2	376883-S(KK49A)
3A072 REINFORCEMENT - FRONT SUSPENSION MOUNTING HOUSING SPRING SEAT				
60/	X	On body	2	C4DZ 3A072-B
3078-9 ARM ASSY. - FRONT SUSPENSION LOWER				
60/62	A	R. H. -includes joint	1	C2AZ 3078-B
60	S	L. H. -includes joint	1	C2AZ 3079-B
63/64	A(except P/I & Taxicab)	R. H. -includes joint	1	C3AZ 3078-D
		L. H. -includes joint	1	C3AZ 3079-D
63/64	A(P/I & Taxicab)	H/D-R. H. -includes joint	1	C3AZ 3078-E
		H/D-L. H. -includes joint	1	C3AZ 3079-E
62/	B	R. H. -includes joint	1	C4OZ 3078-A
		L. H. -includes joint	1	C4OZ 3079-A
61/64	S	R. H. -includes joint	1	C3SZ 3078-B
		L. H. -includes joint	1	C3SZ 3079-B

* Supplied in 3047 kits

FORD CAR PARTS

SECTION 30

55

YEAR	MODEL	DESCRIPTION	QTY.	PART NUMBER
3078-9 ARM ASSY. - FRONT SUSPENSION LOWER - continued				
60/62	X	"Before 10/15/61" Includes joint	2	C1DZ 3078-B
62/	X	"From 10/15/61" Includes joint	2	C4DZ 3078-A
60/	S	Tee nut-5/16"-24	4	*34552-S
60/	S	Bolt (arm to underbody)-7/16"-20 x 1 1/2"	4	20471-S7(B188)
62/	B	Bolt (arm to bracket)-1/2"-13 x 3 61/64"	2	C1VE 6345-A
61/	S	Screw (arm to reinforcement)-5/16"-24 x 1"	6	378064-S7-8 (BB638D)
3082-3 ARM ASSY. - FRONT SUSPENSION - UPPER				
60/64	A	R. H.	1	C3AZ 3082-A
		L. H.	1	C3AZ 3083-A
62/	B	R. H. -includes shaft & joint	1	C3OZ 3082-A
		L. H.	1	C3OZ 3083-A
63/	X	Includes shaft & joint	2	C4DZ 3082-B
60	S	R. H.	1	B8S 3082-A
		L. H.	1	B8S 3083-A
61/62	S	R. H. -includes joint	1	C2SZ 3082-A
		L. H.	1	C2SZ 3083-A
63/	S	R. H. -includes joint	1	C3SZ 3082-B
		L. H.	1	C3SZ 3083-A
60/62	X	Includes shaft & joint	2	C1DZ 3082-B
60/64	A	Bolt (arm to frame)-1/2"-20 x 2 25/64"-serrated	4	379329-S(BB390Y)
60	S		4	
60/	X	Bolt (arm to underbody)	4	
		Nut-1/2"-20		33846-S8(M69)
		Lockwasher-1/2"		34809-S8(X68)
61/	S	Bolt (arm to underbody)-1/2"-13 x 2 1/4"serrated	4	373518-S2(BB390E)
62/64	B	Bolt (arm to underbody)-5/8"-18 x 2 31/64"	4	376537-S7-8 (BB259N)
62/	B (P/I & Taxicab)	Fitting-lubricator (arm) - 1/4"-28-90°	4	87924-S8(I-9)
61/	S	Fitting-lubricator (spring pivot bushing)	4	374281-S8(II-207)
		Nut-1/2"-13		380952-S2(MM11B)
3099 SPACER - FRONT SUSPENSION LOWER ARM FRONT				
61/ 62	A (use with C1MM 5019-B crossmember)	With link type suspension-5/8" I.D. -1 13/32" O. D. - 5/8" long	2	C1AA 3099-A
61/ 62	A (use with C1MM 5019-B crossmember)	With linkless type suspension	4	
63	A		4	
3102-6 SPINDLE ASSY.				
60/64	A Special (8 cylinder 352, 390, 406, 427)- For Special Duty Performance	R. H.	1	C0AZ 3102-A
		L. H.	1	C0AZ 3103-A
60/64	A	R. H.	1	C2AZ 3105-A
		L. H.	1	C2AZ 3106-A
62/63	B	R. H.	1	C3OZ 3105-A
		L. H.	1	C3OZ 3106-A
64/	B	R. H.	1	C4OZ 3105-A
		L. H.	1	C4OZ 3106-A
60	S	R. H.	1	C0SS 3105-A
		L. H.	1	C0SS 3106-A
61/62	S	R. H.	1	C2SZ 3105-A
		L. H.	1	C2SZ 3106-A
63/64	S	R. H.	1	C3SZ 3105-B
		L. H.	1	C3SZ 3106-B
60/62	X	"Before 10/15/61" R. H.	1	C1DD 3107-A
		"Before 10/15/61" L. H.	1	C1DD 3108-A
62	X	"From 10/15/61" R. H.	1	C2DZ 3105-B
		"From 10/15/61" L. H.	1	C2DZ 3106-B
63/	X (6 cyl.)	R. H. -includes 1-374502-S nut	1	C3DZ 3105-A
		L. H. -includes 1-374502-S nut	1	C3DZ 3106-A
63/64	X (8 cyl.)	R. H. -includes 1-374504-S nut	1	C3DZ 3105-B
		L. H. -includes 1-374504-S nut	1	C3DZ 3106-B
60/61	A	Nut-castle (spindle)-3/4"-16	2	354573-S(MM64)
60	S		2	
		Cotter pin-5/32" x 1 1/4"		72054-S(N61)

YEAR	MODEL	DESCRIPTION	QTY.	PART NUMBER						
3102-6 SPINDLE ASSY. - continued										
61/	S	Nut (spindle)-3/4"-16	2	374504-S(MM38C)						
62/	A, B		2							
63/	X (8 cyl.)-H/D		2							
60/	A	Nut-castle (upper ball joint to spindle)-9/16"-18	2	34033-S18(M11)						
60	S		2							
61/	B, S, X	Upper & lower	4							
62/	A, B, X	Nut retainer (lock)-3/4" I.D. -8 slots	2	374536-S						
61/	S		2	(MM304A)						
60/	A	Nut-castle (lower ball joint to spindle)-5/8"-18	2	34034-S18(M12)						
60	S		2							
60/61	X	Nut-slotted (spindle)-5/8"-18	2	33987-S18(M17)						
		Cotter pin-5/32" x 1 1/4"		72054-S(N61)						
62/	X	Nut (spindle)-5/8"-18	2	374502-S(MM38A)						
3A105 SEAL ASSY. - FRONT SUSPENSION ARM BALL JOINT DUST										
62/	B	Upper arm	2	C2OZ 3A105-B						
63/	X		2							
62/	B	Lower arm	2	C2OZ 3A105-C						
63/	X		2							
63/	S	Upper Arm	2	C3SZ 3A105-A						
60/62	X	"Before 10/15/61" Upper & lower arm	4	C1DD 3A105-A						
62	X	"From 10/15/61" Upper arm	2							
62	X	"From 10/15/61" Lower arm	2	C2DZ 3A105-B						
62	X	Bolt (seal to arm)-5/16"-24 x 1 1/32"-serrated	6	376323-S(BB390R)						
		Nut-5/16"-24	6	33798-S8(M62)						
		Lockwasher-5/16"	6	34806-S7(X64)						
3A106 JOINT ASSY. - FRONT SUSPENSION LOWER ARM BALL - L.H. - Supplied in 3050 Kit										
3107-8 SPINDLE ASSY. - Refer to Group 3102-6										
3B123 ROD - MOVEABLE STEERING COLUMN LOCKING										
63	A(8 cyl. 260, 289)-with F/M/2		1	C3AZ 3B123-C						
63	A (8 cyl. 352, 390)-with C/M		1	C3AZ 3B123-A						
63	A (8 cyl. 260, 289)-with C/M		1	C3AZ 3B123-D						
63	A(8 cyl.)	Washer-spring (rod to transmission)-5/16"	1	351341-S7(XX326)						
63	A(8 cyl.)-with F/M/2	Washer-flat (rod to transmission)-25/64"	3	356403-S8(XX126)						
63	A(8 cyl.)-with C/M	Washer-flat (rod to transmission)-3/8"	3	372285-S(XX165)						
3A130-1 ROD or END - SPINDLE CONNECTING										
YEAR	MODEL & DESCRIPTION	MANUAL STEERING				POWER STEERING				PART NUMBER
		RIGHT HAND		LEFT HAND		RIGHT HAND		LEFT HAND		
		END	ROD	ROD	END	END	ROD	ROD	END	
- A -										
60	A	1		1	1	1		1		C0AZ 3A131-A
			1	1			1	1		C0AA 3280-A
61						1			1	C1AZ 3A130-B
61/62	A		1	1						C1AA 3280-B
							1	1		C2AA 3280-A
62/64	A	1			1	1			1	C3AZ 3A130-A
			1	1						C3AZ 3280-A
							1	1		C3AZ 3280-B
60/	A (Special duty performance)	1			1	1			1	C1AA 3289-D
			1	1			1	1		C0AA 3280-C
- B -										
62/	B	1			1					C3OZ 3A130-A
			1	1						C3OZ 3280-A
						1				C3OZ 3A130-B
							1	1		C3OZ 3280-B
									1	C3OZ 3A131-A

3A130-1 ROD or END - SPINDLE CONNECTING - continued

YEAR	MODEL & DESCRIPTION	MANUAL STEERING				POWER STEERING				PART NUMBER
		RIGHT HAND		LEFT HAND		RIGHT HAND		LEFT HAND		
		END	ROD	ROD	END	END	ROD	ROD	END	
- S -										
60	S	1			1	1			1	B6SZ 3A130-A
			1				1			B9AA 3280-A
				1				1		B9AA 3281-A
61/62	S					1				C2SZ 3A130-A
							1	1		C2SZ 3280-A
									1	C2SZ 3A131-A
63/64	S					1				C3SZ 3A130-A
							1	1		C3SZ 3280-A
									1	C3SZ 3A131-A
- X -										
60/	X-6 cyl.	1			1					C3DZ 3A130-K
			1	1						C3DZ 3A130-L
63	X-8 cyl.				1				1	C3DZ 3A130-J
63/64	X-8 cyl.	1				1				C3DZ 3A130-G
			1	1			1			C3DZ 3A130-H
								1		C3DZ 3A131-F
64	X-8 cyl.				1					C3DZ 3A130-G
									1	C3DZ 3A130-J
64/	X-6 cyl.					1				C4DZ 3A130-C
							1			C4DZ 3A130-D
								1		C4DZ 3A131-C
									1	C4DZ 3A131-D
- S -										
YEAR	MODEL	DESCRIPTION				QTY.	PART NUMBER			
60/	A, S	Nut-castle-1/2"-20				2	351059-S(MM66)			
		Cotter pin-1/8" x 1"					72035-S7-8(N51)			
60/	A, S	Fitting-lubricator-1/4"-28-90°				2	87924-S8(I-9)			
60/	X	Nut-castle-3/8"-24				2	*34030-S8			
		Cotter pin-3/32 x 3/4"					72016-S8(N44)			
3A134 BRACKET ASSY. - FRONT SUSPENSION LOWER ARM MOUNTING - REAR										
61/	S					2	C1SZ 3A134-A			
61/	S	Bolt (bracket to underbody)-5/8"-11 x 2 9/16"-serrated				2	376270-S7-8 (BB390P)			
		Nut-5/8"-11					356085-S8(MM14)			
61/63	S	Bolt (bracket to arm)-1/2"-13 x 3 7/8"				2	373522-S7-8 (BB199B)			
64/	S	Bolt (bracket to arm)-1/2"-13 x 3 61/64"				2	C1VE 6345-A			
		Nut-1/2"-13					33845-S8(M57)			
3B147 WASHER - FRONT SUSPENSION LOWER ARM FRONT SHAFT										
63/	A	3/4" I.D. - 1 5/8" O.D. -serrated				2	C3AZ 3B147-A			
3B151 BUMPER - MOVEABLE STEERING COLUMN LOCKING LEVER										
63/	A					1	C3AZ 3B151-A			
64/	S					1				
3B163 LINK - POWER STEERING SECTOR SHAFT ARM TO SPINDLE CONNECTING ROD										
63/	X (6 & 8 cyl.)					1	C3DZ 3B163-B			
63	X(6 & 8 cyl.)	Bolt (link to idler arm rod)-3/8"-24 x 1 7/8"				2	378039-S7-8 (BB222A)			
63/	X (6 & 8 cyl.)	Bolt (link to idler arm rod)-3/8"-24 x 2 1/2"				2	351816-S(BB224)			
		Locknut-3/8"-24					373173-S8 (MM169C)			
		Locknut-3/8"-16					376575-S7-8 (MM173H)			
3B170-1 SUPPORT - FRONT SUSPENSION BUMPER BRACKET										
63	X (8 cyl.)	R. H.				1	C3DZ 3B170-A			
		L. H.				1	C3DZ 3B171-A			

YEAR	MODEL	DESCRIPTION	QTY.	PART NUMBER
3A187 KIT - FRONT SUSPENSION LOWER ARM STRUT BUSHING & WASHER - Also refer to Group 3468				
62/	B		2	C2OZ 3A187-A
Consists of				
	1-C4DA 3A140-B Bushing	1-C2OA 3A142-D Washer	1-72035-S7-8	Cotter pin
	1-C2OA 3A141-C Washer	1-34033-S18 Nut	1-C4DA 3A225-B	Bushing
61	S		2	CISZ 3A187-B
Consists of				
	1-C1SS 3A140-E Bushing	1-C1SS 3A142-D Washer	1-33987-S8	Nut
	1-C1SS 3A141-D Washer	1-C1SS 3A225-C Bushing	1-44745-S	Washer
		1-72071-S		Cotter pin
62/	S		2	C2SZ 3A187-A
Consists of				
	1-C2SA 3A183-B Bushing	1-C1VV 3433-B Spacer	1-45301-S8	Nut
	1-C2SA 3A184-B Bushing	2-C1VV 3434-B Washer	1-72071-S	Cotter pin
60	X		2	CODZ 3468-B
Consists of				
	2-CODD 3470-B Insulator	2-34783-S7 Washer	2-376076-S42	Washer
	1-CODD 3473-B Spacer	2-55676-S8 Nut	2-373143-S	Nut
		2-378499-S8 Bolt		
61/62	X	Use with 5/8"-18 threaded strut	2	C1DZ 3468-B
Consists of				
	2-C1DD 3470-B Insulator	2-34783-S7 Washer	2-373143-S	Nut
	1-C1DD 3473-B Spacer	2-55676-S8 Nut	2-378499-S8	Bolt
		2-374790-S Washer		
62/63	X	Use with 11/16"-18 threaded strut	2	C2DZ 3A187-A
Consists of				
	2-C2DA 3470-B Insulator	1-C2DA 3473-A Spacer	2-376074-S or	
		2-376076-S Washer	376680-S8	Nut
64/	X		2	C4DZ 3A187-A
Consists of				
	1-C5DA 3A141-A Washer	1-C4DA 3A140-B Bushing	1-34426-S8	Nut
	1-C5DA 3A142-A Washer		1-C4DA 3A225-B	Bushing
3A197 GUIDE ASSY. - FRONT SUSPENSION SPRING				
63/	S		2	C3SZ 3A197-A
3A227 JOINT ASSY. - FRONT SUSPENSION UPPER ARM BALL - L. H. - Supplied in 3049 kit				
3263 JOINT ASSY. - FRONT SUSPENSION UPPER ARM BALL - Supplied in 3049 Kits				
60/	X	Fitting (ball joint lubricator)-1/4"-straight	4	87907-S8(I-3)
60/	A, S	Fitting (lower ball joint lubricator)	2	
60/	A, S	Fitting (upper ball joint lubricator)-1/4"-90°	2	87924-S8(I-9)
60/	X	Bolt (joint to arm)-5/16"-24 x 1"	6	20387-S8(B157)
		Nut-5/16"-24		33798-S8(M62)
		Lockwasher-5/16"		34806-S7(X64)
60/	A	Bolt (joint to arm)-3/8"-24 x 1"	4	20389-S8(B171)
		Nut-3/8"-24		33800-S8(M63)
		Lockwasher-3/8"		34807-S8(X66)
61/	A, B	Plug (joint)-1/4"-28-tapered	1	374714-S7-8
63/	X		2	(PP35A)
63/	S	Nut (joint to arm)-5/8"-18	2	350983-S(MM38B)
63/	X	Screw (joint)-5/16"-24 x 1"	4	378268-S2(BB817)
63/	B		8	
3280-1 ROD ASSY. - SPINDLE CONNECTING - Refer to Group 3A130-1				
3287 CLAMP - STEERING				
60/64	A	Spindle connecting rod end	4	B7A 3287-A
60/61	S		4	
62/	B (except P/S)	Spindle connecting rod end	4	C2OZ 3287-A
62/	B (P/S)		4	C1MM 3287-A
61/62	A (P/S)	"From 12/1/60"	4	
62/64	S		4	
64/	X(6 cyl.)-with P/S		4	
63/	X(8 cyl.)-with P/S		4	

YEAR	MODEL	DESCRIPTION	QTY.	PART NUMBER
3287 CLAMP - STEERING - continued				
60/	X(6 cyl.)-without P/S	Includes 4 each C3DA 3287-A Clamp, 358655-S Bolt & 377703-S Nut	1	C3DZ 3287-A
63/	X(8 cyl.)-without P/S		1	
60/62	X	Bolt (clamp)-5/16"-24 x 1 1/4"	4	20427-S7(B158)
60/	A,B	Bolt (clamp)-5/16"-24 x 1 1/2"	4	*355236-S2
60/61	S		4	
60/	ASpecial(8 cyl. 352, 390, 406, 427)	Bolt (clamp)-3/8"-24 x 1 3/4"	4	*20507-S
62/	S		4	
63/	X		4	
62/	B (with P/S)		4	
61/62	A (P/S)		4	
		Locknut-3/8"-24		34445-S7(M80)
63/	A, B, S, X (with P/S)	Locknut-3/8"-24	AR	372755-S(MM140C)
3289 END - SPINDLE CONNECTING ROD - Refer to Group 3A130-1				
3304-05 ROD ASSY. - STEERING ARM TO IDLER ARM				
- A -				
60	A (without P/S)		1	C0AA 3305-D
60	A (with P/S)		1	C0AZ 3304-A
60/	A Special (8 cyl. 352, 390, 406, 427)- For Special Duty Performance		1	C0AA 3304-D
61/62	A (without P/S)		1	C1AA 3304-F
61/62	A (with P/S)		1	C1AA 3304-G
63/64	A (with P/S)		1	C3AZ 3304-A
63/64	A (without P/S)		1	C3AZ 3304-C
- B -				
62	B (with P/S)		1	C2OZ 3304-B
63/	B (with P/S)		1	C3OZ 3304-A
62/64	B (without P/S) "Before 3/2/64"		1	C3OZ 3304-B
64/	B (without P/S) "From 3/2/64"		1	C4OZ 3304-A
- S -				
60	S (without P/S)		1	B9SS 3305-B
60	S (with P/S)		1	B9SS 3304-A
61/62	S		1	C1SZ 3304-A
63/64	S		1	C3SZ 3304-C
- X -				
60/62	X		1	C0DD 3304-C
63/	X(6 cyl.)-without P/S		1	C3DZ 3304-L
64/	X(6 cyl.)-with P/S		1	C4DZ 3304-B
63/	X(8 cyl.)-without P/S	With 1" sector shaft	1	C3DZ 3304-B
63/64	X(8 cyl.)-without P/S	With 1 1/8" sector shaft	1	C3DZ 3304-J
63/64	X(8 cyl.)-with P/S		1	C3DZ 3304-K
60/	A, S (with Power Steering)	Locknut (rod to P/S cylinder)-1/2"-20	1	34424-S(M84)
60/	A, B, S (with Power Steering)	Pin (rod to hydraulic control valve)-1/8" x 7/8"	1	352146-S(NN99)
60/	A, S	Nut-castle-1/2"-20	2	351059-S(MM66)
63/	B, X(8 cyl.)		2	
		Cotter pin-1/8" x 1"	1	72035-S7-8(N51)
62/63	B	Bolt (rod to P/S control valve)-3/8"-24 x 1 1/2"	1	20469-S8(B174)
62	A		1	
		Nut-3/8"-24		33800-S8(M63)
		Lockwasher-3/8"		34807-S8(X66)
60/	X	Nut-castle (rod to idler arm)-3/8"-24	1	*34030-S8
62	A, B	Plug (rod)-1/4"-28 tapered	1	374714-S7-8
63/	X		2	(PP35A)
		Locknut-3/8"-24		34370-S8(M99)
		Cotter pin-3/32" x 3/4"		72016-S8(N44)
63/	A, X	Bolt (rod to P/S control valve)-3/8"-24 x 1 1/4"	1	20429-S8(B172)
64	B		1	
63/	B	Nut-slotted (arm to spindle connecting rod)- 7/16"-20	2	353583-S(MM55)
63/	B	Nut-slotted (arm to sector shaft arm)	1	
64	B	Locknut (rod to sector shaft arm)-5/16"-24	4	34443-S7-8(M79)

YEAR	MODEL	DESCRIPTION	QTY.	PART NUMBER
3310 SLEEVE - DRAG LINK ADJUSTING				
60/64	A Special (8 cyl. 352, 390, 406, 427)- For Special Duty Performance	Includes turn buckle	2	AG 3310-A
60/64	A(except Special)	11/16"-18 x 4 1/2"	2	C2AA 3310-B
62/	B (with P/S)		2	
63/	X(8 cyl.)		2	
60/	S		2	
62/	B(without P/S)	5/8"-18 x 4 17/64"	2	C2OZ 3310-A
3310 KIT - DRAG LINK ADJUSTING SLEEVE				
60/	X (6 cyl.)	1/2"-20 x 6 1/2" sleeve-Consists of 2-C3DA 3287-A Clamp 2-358655-S Bolt 1-C0DD 3314-B Sleeve 2-377703-S Nut	2	C3DZ 3310-A
3311 STUD - DRAG LINK TO SELECTOR ARM BALL - Supplied in 3A533 Kit				
3332 SEAL - STEERING and FRONT SUSPENSION - Also refer to Group 3C636				
60	A, S	Steering link ball stud	4	8M 3332
60	A, S	Drag link to sector arm ball stud	1	B2A 3332-A
61/64	A	Spindle arm connecting rod end dust	4	C1AA 3332-C
62/	B	Spindle connecting rod end dust to spindle- 1 7/32" high	2	C2OZ 3332-B
62/	B	Spindle connecting rod to idler arm dust- 15/16" high	2	C2OZ 3332-C
62/	B	P/S cylinder stud-13/16" high	1	C2OZ 3332-A
63/	S	Spindle connecting rod end dust-1.9" maximum O. D. -1" high	4	C3SZ 3332-A
63	X (8 cyl.) -with m/s		4	
60/62	X	Spindle arm connecting rod end dust	6	C0DD 3332-A
63	X (except 8 cyl. with m/s	Spindle connecting rod end dust-1.6" maximum O. D. -1" high	4	C3DZ 3332-A
64/	X		4	
3350 KIT - STEERING IDLER ARM MOUNTING BRACKET				
60/63	X(6 cyl.) "Before 2/8/63"	Consists of 1-C3DZ 3351-A Bracket 1-C3DZ 3352-D Arm 1-33985-S43 Nut 1-72035-S Cotter Pin 1-378583-S Washer	1	C0DZ 3350-B
3350-1 BRACKET - STEERING IDLER ARM MOUNTING				
60	A, S (except P/S)		1	B8A 3351-A
60	A (with P/S)		1	C0AA 3350-C
60/64	A Special (8 cyl. 352, 390, 406, 427) For Special Duty Performance		1	C0AA 3351-A
61/62	A	Includes bushing	1	C1AA 3350-C
63/64	A	Includes bushing	1	C3AZ 3350-A
62/64	B(with or without P/S) "Before 3/2/64"	Includes bushing	1	C2OA 3350-A
64/	B(with P/S) "From 3/2/64"		1	
64/	B(without P/S) "From 3/2/64"	Includes bushing	1	C4OZ 3350-A
60	S (with Power Steering)		1	B8S 3351-A
61/62	S "Before 3/15/62"	With 5/8" stud	1	C2SZ 3351-A
62/63	S "From 3/15/62"	Also use 1-C3SZ 3356-A bushing	1	C3SZ 3351-A
64/	S		1	C4SZ 3351-A
63/64	X (6 cyl.) "From 2/8/63"		1	C3DZ 3351-A
63/64	X (8 cyl.)		1	C3DZ 3351-B
61/	A (with P/S)	Bolt (bracket to frame)-3/8"-24 x 4 1/4"-shoulder	1	373835-S(BB496C)
62/64	B	Bolt (bracket to underbody)-3/8"-24 x 3 1/2"	2	45549-S(B179)
		Nut-3/8"-24		33800-S8(M63)
		Nut-3/8"-16		33799-S7(M52)
		Lockwasher-3/8"		34847-S8(X74)
		Washer-flat-3/8"		352981-S(XX143)
60/	S (with Power Steering)	Bolt (bracket to frame)-3/8"-24 x 1 1/2"	1	20469-S8(B174)
		Nut-3/8"-24		351633-S8(MM119)
60/	A, S (with Power Steering)	Lockwasher-3/8"		357629-S7(XX303)
		Washer-flat-3/8"		353992-S(XX127)
60/	A, S (with Power Steering)	Nut-castle (arm to rod)-1/2"-20	2	34032-S7(M9)
		Washer-flat - 33/64"		351810-S8(XX185)
		Washer-flat-17/32"		356606-S8(XX184)
		Cotter pin - 1/8" x 1"		72035-S7-8(N51)
60/	A (with P/S)	Bolt (bracket to frame)-3/8"-16 x 1 1/2"	2	20468-S8(B85)
		Nut-3/8"-16-rivet type-knurled		372093-S8(MM121)

FORD CAR PARTS

SECTION 30

YEAR	MODEL	DESCRIPTION	QTY.	PART NUMBER
3352 KIT - STEERING IDLER ARM and BUSHINGS				
60	A (without P/S)	Consists of 1-C0AZ 3355-B Arm 2-8M 3359 Seal 2-MB 3356-A Bushing 2-87914-S Fittings	1	C0AZ 3352-A
60	A (with P/S)	Consists of 1-C0AZ 3355-C Arm 2-72035-S7-8 Cotter pin 1-MA 3356-B Bushing 2-351810-S8 Washer 1-MA 3358-A Bushing 2-33983-S8 Nuts	1	C0AZ 3352-B
61/62	A(with M/S)	Consists of 1-C2AA 3355-A Arm 2-72026-S Cotter pin 1-C1AA 3356-A Bushing 2-351059-S8 Nut 1-C3AZ 3358-A Bushing 2-356606-S8 Washer	1	C2AZ 3352-A
61/62	A(with P/S)	Consists of 1-C2AA 3355-B Arm 2-72026-S Cotter pin 1-C1AA 3356-A Bushing 2-351059-S8 Nut 1-C3AZ 3358-A Bushing 2-356606-S8 Washer	1	C2AZ 3352-B
63/64	A(with M/S)	Consists of 1-C3AA 3355-B Arm 2-72026-S Cotter pin 1-C3AZ 3356-A Bushing 2-351059-S8 Nut 1-C3AZ 3358-A Bushing 2-356606-S8 Washer	1	C3AZ 3352-B
63/64	A (with P/S)	Consists of 1-C3AA 3355-A Arm 2-72026-S Cotter pin 1-C3AZ 3356-A Bushing 2-351059-S8 Nut 1-C3AZ 3358-A Bushing 2-356606-S8 Washer	1	C3AZ 3352-A
62/64	B(with M/S)	"Before 3/2/64" Consists of 1-C3OA 3B152-A or 2-72026-S Cotter pin C2OA 3355-C Arm 1-C1AA 3356-A Bushing 2-351059-S8 Nut 1-C3AZ 3358-A Bushing 2-375569-S8 Washer	1	C2OZ 3352-A
64/	B(with M/S)	"From 3/2/64" Consists of 1-C4OA 3355-A Arm 2-72026-S Cotter pin 1-C5ZZ 3356-A Bushing 2-351059-S8 Nut 1-C4OZ 3358-A Bushing 2-375569-S8 Washer	1	C4OZ 3352-A
62/	B (with P/S)	Consists of 1-C3OA 3355-A Arm 2-72026-S Cotter pin 1-C1AA 3356-A Bushing 2-351059-S8 Nut 1-C3AZ 3358-A Bushing 2-375569-S8 Washer	1	C2OZ 3352-B
60	S (with P/S)	Consists of 1-C0AZ 3355-A Arm 1-MA 3356-B Bushing 1-MA 3358-A Bushing 2-72035-S7-8 Cotter pin 2-351810-S8 Washer 2-33983-S8 Nuts	1	B4A 3352-B
60	S(with M/S)	Consists of 1-AN 3355-B Arm 2-8M 3359 Seal 2-MB 3356-A Bushing 2-87918-S8 Fittings	1	B8S 3352-A
60/63	X(6 cyl.-with M/S)	"Before 1/7/63" Consists of 1-C0DZ 3355-A Arm 1-33985-S Nut 1-72035-S7-8 Cotter pin 1-373307-S Washer	1	C0DZ 3352-B
63/64	X(8 cyl.-with M/S)	Includes 1 each 72026-S Cotter pin & 351059-S8 Nut	1	C3DZ 3352-J
63/64	X(8 cyl.)-with P/S	Includes 1 each 72026-S Cotter pin & 351059-S8 Nut	1	C3DZ 3352-K
63/	X(6 cyl.-with M/S)	"From 1/7/63" Includes 1 each 33985-S8 or S43 Nut, 72035-S Cotter pin and 378583-S Washer	1	C3DZ 3352-L
64/	X(6 cyl.)-with P/S	Includes 1 each 72026-S Cotter pin & 351059-S8 Nut	1	C4DZ 3352-B
3355 ARM - STEERING IDLER - Supplied in 3352 kits except as listed below				
60/	A Special (8 cyl. 352, 390, 406, 427)-for special duty performance		1	C0AA 3355-A
61/62	S	"Before 3/15/62" Includes bushing & 375908-S washer	1	C1SS 3A734-C
62/63	S	"From 3/15/62" Includes bushing & 44744-S washer	1	C3SZ 3A734-A
64	S	Includes bushing & 378539-S washer	1	C3SZ 3A734-B
61/62	S	"Before 3/15/62" Washer-flat (arm to bracket)-7/16" x 9/16"	1	375908-S(XX331A)
62/63	S	"From 3/15/62" Washer-flat (to bracket)-5/8"	1	44744-S8(X44)

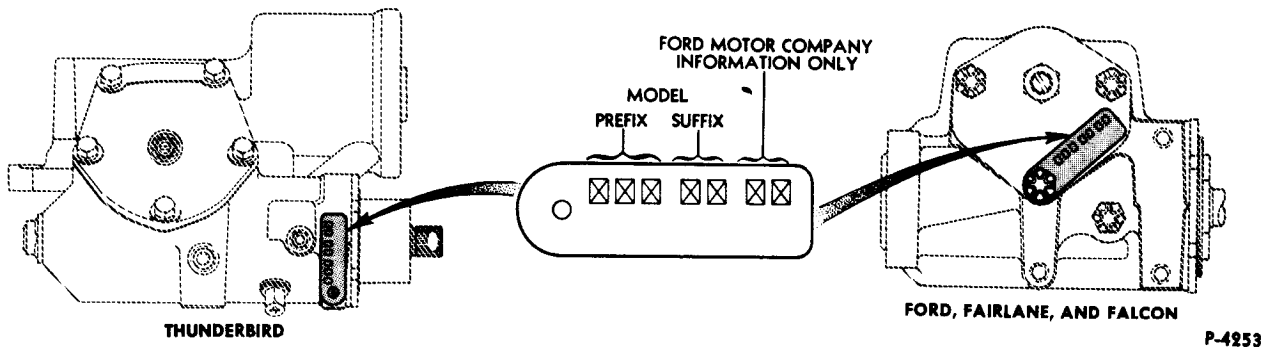
YEAR	MODEL	DESCRIPTION	QTY.	PART NUMBER
3355 ARM - STEERING IDLER - continued				
63	X (6 cyl.)	Washer-flat (arm to bracket)-1/2"	1	378404-S(XX340E)
63/ 64/	X (8 cyl.) S	Washer-flat (arm to bracket)-5/8" x 3/4"	1	378539-S(XX340H)
63/	X (8 cyl.)	Washer-flat (arm to bracket)-25/32"	1	354448-S(XX239)
63/	X (6 cyl.)	Washer-flat (arm to bracket)-7/16"	1	378583 S(XX340G)
60/63	X	"Before 2/7/63" Bolt (arm to body)-3/8"-24 x 3 1/4"	2	351695-S8(BB226)
63/	X	"From 2/7/63" Bolt (arm to underbody)-3/8"-24 x 3 1/2"	2or3	378405-S (BB226A)
60/	X	Locknut-3/8"-24		34370-S8 (M99)
		Washer-flat-3/8"		44727-S8 (X24)
64/	X	Nut-castle (arm to bracket)-9/16"-18	1	34033-S18(M11)
		Cotter pin-1/8"-1"		72035-S7-8(N51)
64/ 64/	B X	Nut-castle (arm to bracket)-1/2"-20	2	351059-S(MM66)
64/	X (8 cyl.), S	Nut-castle (to bracket)-3/4"-16	1	351125-S(MM62)
60/63	X(6 cyl.)-without P/S	Washer-flat (to bracket)-7/16"	1	373307-S(XX340J)
3356-8 BUSHING - STEERING IDLER ARM				
60	A, S(with m/s)		2	MB 3356-A
60	A, S (with P/S)	Upper	1	MA 3356-B
60	A, S (with P/S)	Lower-1.5" long-.63" I.D.	1	MA 3358-A
60/	A, S	Fitting (bushing lubricator)-85°	2	358032-S8(II-205)
60/64	A Special (8 cyl. 352, 390, 406, 427)- for special duty performance		2	LF 3357-A
61/64	A	Lower-1 3/4" long-5/8" I.D. -1 9/32" O.D.	1	C3AZ 3358-A
62/64	B(with or without P/S)	"Before 3/2/64"	1	
64/	B(with P/S)	"From 3/2/64"	1	
61/64	A	Upper-2 7/16" long-5/8" I.D. -1 9/32" O.D.	1	C3AZ 3356-A
62/64	B(with or without P/S)	"Before 3/2/64"	1	
64	B(with P/S)	"From 3/2/64"	1	
61/62	S	"From 4/4/61 to 3/15/62"	1	
64/	B(without P/S)	"From 3/2/64"	1	
64/	B(without P/S)	"From 3/2/64"	1	C4OZ 3358-A
64/	X(6 cyl.)-without P/S	"From 2/3/64"	1	C5ZZ 3356-A
62/63	S	"From 3/15/62"	1	
60/63	X	"Before 1/7/63"	1	C3SZ 3356-A
61	S	"Before 4/4/61"	1	C0DD 3356-A
63/64	X(6 cyl.)-with or without P/S	Upper-.630" I.D. -1.60" O.D.	1	C3DZ 3356-A
		"From 1/7/63 to 2/3/64"		
64/	X(6 cyl.)-with P/S	"From 2/3/64"	1	
63/	X (8 cyl.)-without P/S	Upper-.884" I.D. -1.442" O.D.	1	C3DZ 3356-C
64/	S		1	
63/	X (8 cyl.)-with P/S	Upper-.884" I.D. -1.670" O.D.	1	C3DZ 3356-D
3359 SEAL - STEERING IDLER ARM				
60	A, S (except Power Steering)		2	8M 3359
3382-3 BRACKET ASSY. - FRONT SUSPENSION BUMPER				
60/	A		2	C0AZ 3382-A
62/	B	R.H.	1	C2OZ 3382-B
		L.H.	1	C2OZ 3383-B
61/	S		2	C1SS 3382-D
60/	X	R.H.	1	C3DZ 3382-B
		L.H.	1	C3DZ 3383-B
60/	X	Screw (bracket attaching) -5/16"-24x1 1/8"	12	353483-S2(BB588)
62/63	B	Screw (bracket to fender apron)	14	
		Locknut-5/16" - 24		34393-S7(M98)
61/	S	Bolt (bracket to underbody)-5/16"-18 x 1"	8	20386-S8(B53)
63	X (6 cyl.)	Washer-flat (bracket to apron & side member)- 5/16"	4	44725-S8(X22)
64	B	Bolt (bracket to apron & side member)- 5/16"-24 x 1"	14	20387-S8(B157)
		Lockwasher-5/16"		34906-S8(X98)

YEAR	MODEL	DESCRIPTION	QTY.	PART NUMBER
3388 SEAT and BUSHING ASSY. - FRONT SUSPENSION UPPER ARM SPRING				
60/62	X		2	C1DD 3388-B
63	X		2	C3DZ 3388-A
64/	X		2	C4DZ 3388-A
60/62	X	Fitting (Lubricator) - 1/4" straight	2	87907-S8(I-3)
63/	X	Locknut (seat to arm)-3/8"-24	4	34370-S8(M99)
63/	X	Plug (seat)-1/4"-28	2	374714-S7-8 (PP35A)
63	X	Ring (bushing retaining)-3/4"	4	372876-S(QQ38A)
3395 JOINT ASSY. - FRONT SUSPENSION LOWER ARM BALL - Supplied in 3050 kits or 3078 arm assy.				
61/	A, B	Plug (joint)-1/4"-28-tapered	1	374714-S7-8
63/	X		2	(PP35A)
60/	A	Bolt (joint to arm)-3/8"-24 x 1"	4	20389-S8(B171)
62/	B	Bolt (joint to arm)-5/16"-24 x 1"	6	20387-S8(B157)
		Nut-5/16"-24		33798-S8(M62)
		Nut-3/8"-24		33800-S8(M63)
		Lockwasher-5/16"		34806-S7(X64)
		Lockwasher - 3/8"		34807-S8(X66)
61/	S	Fitting (lubricator)-1/4"-28-45°	2	87922-S8(I-7)
3416 BRACKET - FRONT SUSPENSION LOWER ARM STRUT MOUNTING BOLT				
62/	B		2	C2OZ 3416-A
63/	S		2	C4SZ 3416-A
61	S		2	
62/	B	Bolt (bracket to body)-7/16"-14 x 1 1/4"	8	20430-S8(B104)
		Lockwasher-7/16"		34808-S8(X67)
3443-4 HOUSING ASSY. - FRONT SUSPENSION MOUNTING - ON BODY				
63/	S	R. H.	1	C3SZ 3443-B
63/	S	L. H.	1	C6SZ 3444-A
3460 SHAFT & FLANGE ASSY. - STEERING - Refer to 3524 Steering Shaft Group				
3468 STRUT - FRONT SUSPENSION LOWER ARM - Also refer to Group 3A187				
62/	B (except H/D)		2	C2OZ 3468-A
62/64	B(H/D)		2	C2OZ 3468-B
62/	S		2	C2SZ 3468-A
61	S		2	C1SS 3468-D
60/62	X	5/8" -18 x 3 3/4" thread	2	C0DD 3468-F
62/63	X (6 cyl.)	11/16"-18 x 4 3/8" thread	2	C2DZ 3468-A
63	X (8 cyl.)		1	C3DZ 3468-A
64	X (8 cyl.)		2	C4DZ 3468-A
64	X (6 cyl.)		2	C4DZ 3468-B
62/	B	Bolt (strut to arm)-1/2"-20 x 1 5/8"-serrated	4	376250-S7-8 (BB390V)
		Nut-1/2"-20		33882-S8(M24)
		Lockwasher-1/2"		34809-S8(X68)
62/64	B	Nut-slotted (strut to bracket)-9/16"-18	2	34033-S18(M11)
		Cotter pin-1/8" x 1"		72035-S7-8(N51)
61/63	S	Bolt (strut to arm)-5/8"-11 x 2 3/32"-square head	4	376269-S7-8(BB842)
64	S	Bolt (to arm)-5/8"-18 x 2 3/32"-square head	4	378984-S2(BB836D)
		Nut-5/8"-11		356085-S8(MM14)
		Lockwasher-5/8"		34811-S2(X71)
		Locknut-5/8"-18		371171-S(MM161)
60/61	X	Bolt (strut to arm)-7/16"-20 x 1 5/16"	4	373862-S(BB231A)
62/	X (6 cyl.)	Bolt (strut to arm)-7/16"-20 x 1 1/2"	4	352621-S(BB234)
63/	X	Locknut(strut to underbody)-11/16"-18	4	376680-S7-8 (MM179F)
64/	X	Locknut (strut to bracket)-9/16"-18	2	34426-S7(M86)

YEAR	MODEL	DESCRIPTION	QTY.	PART NUMBER
3486-7 BRACKET ASSY. - FRONT SUSPENSION LOWER ARM STRUT MOUNTING				
62/	B	R. H.	1	C2OZ 3486-A
		L. H.	1	C2OZ 3487-A
60/62	X	"Before 10/15/61" R. H.	1	C1DZ 3486-A
		"Before 10/15/61" L. H.	1	C1DZ 3487-A
62/	X	"From 10/15/61" R. H.	1	C3DZ 3486-B
62/63	X	"From 10/15/61" L. H.	1	C3DZ 3487-A
64/	X	L. H.	1	C3DZ 3487-B
3491 COVER - STEERING WHEEL HUB - LOWER				
64	S(63B)	Light Beige Mist	1	C4SZ 3491-A
64	S(63B)	Medium Palomino	1	C4SZ 3491-B
64	S(63B)	Light Aztec Gold	1	C4SZ 3491-C
64	S(63B)	Light Silver Mink	1	C4SZ 3491-D
64	S(63B)	Light Blue	1	C4SZ 3491-E
64	S(63B)	Black	1	C4SZ 3491-F
64	S(63B)	Red	1	C4SZ 3491-G
64	S(63B)	Light Rose Beige	1	C4SZ 3491-H
64	S(63B)	Light Turquoise	1	C4SZ 3491-J
64	S(63B)	White	1	C4SZ 3491-K
3494 TUBE ASSY. - POWER STEERING PRESSURE LINE TO VALVE - Refer to Group 3A719				
3D502 BUSHING - STEERING COLUMN OPENING COVER PIVOT				
64/	S	15/64" I. D. -5/16" O. D.	2	C4SZ 3D502-A
3504 GEAR ASSY. - STEERING				

STEERING GEAR IDENTIFICATION TAG

To facilitate the identification of Ford designed steering gear parts, beginning with the 1964 models a metal identification tag is attached to the steering gear housing as shown in the illustration below.



YEAR	MODEL	DESCRIPTION	QTY.	PART NUMBER
- A -				
60	A(M/S)	#HCA-G, H, K, L-Ford built	AR	Service details
61	A(M/S)	#HCA-AH-Saginaw built	AR	Service details
	A(P/S)	#HCA-AJ-Saginaw built	AR	Service details
61/62	A(M/S)	#HCA-Z, AE, AN-Ford built, 40" long input shaft	1	C2AZ 3504-A
	A(M/S)	#HCA-BN, BW-Ford built, 40" long input shaft	1	C1AZ 3504-A
	A(P/S)	#HCA-BP-Ford built, 7 3/16" long input shaft	AR	Service details
	A(P/S)	#HCA-AB, AF, AP-Ford built, 7 3/16" long input shaft	1	C2AZ 3504-B
63/64	A	#HCA-AX, AY, BL-BX Ford built, 7 3/16" long input shaft	1	C3AZ 3504-B

Identification marking

YEAR	MODEL	DESCRIPTION	QTY.	PART NUMBER
3504 GEAR ASSY. - STEERING - continued				
- B -				
62/63	B(M/S)	#HCA-AV-7 3/16" long input shaft	1	C7OZ 3504-A
62/64	B(P/S)	#HCA-AW, SMA-F-7 3/16" long input shaft	1	C7OZ 3504-A
64/	B(M/S)	#HCA-BU-39 1/2" long input shaft	1	C4OZ 3504-A
- S -				
60	S(M/S)	#HCA-J	AR	Service details
61/62	S(P/S)	#HAA-AY, BJ-pin lock type coupling	1	C1SZ 3504-A
62	S(P/S)	#HAA-BD-rubber insulated type coupling- with offset mount flange	1	C2SZ 3504-L
63/64	S(P/S)	#HAA-BF, BG	1	C4VY 3504-A
- X -				
60/63	X-6 cyl.(M/S)	#HCC-B,C,K,M,S,T,W,X-40" long input & 1" dia. sector shaft	1	C3DZ 3504-D
63	X-8 cyl.(M/S)	#HCC-AF, AS-40" long input shaft & 1" dia. sector shaft	1	C3DZ 3504-G
63	X(P/S)	#HCC-AJ, AK, BA-40" long input shaft & 1" dia. sector shaft	1	◇C3DZ 3504-H
		#HCC-AG-40" long input shaft & 1 1/8" dia. sector shaft	1	C3DZ 3504-E
64	X(P/S)	#HCC-AN, AN1-39" long input shaft & 1" dia. sector shaft	1	C4DZ 3504-A
64/	X-6 cyl.(M/S)	#HCC-AM, AM1-39" long input shaft & 1" dia. sector shaft	1	C4DZ 3504-A
64/	X-8 cyl.(M/S)	#HCC-AP, AP1-39" long input shaft & 1 1/8" dia. sector shaft	1	C4DZ 3504-B
60	X	Bolt (housing to underbody) -3/8"-16 x 3"	3	45534-S8(B95)
61/62	X	Bolt (housing to underbody) -3/8"-16 x 3 1/4"	3	354580-S(BB167)
63/	B, X	Bolt (housing to underbody) -7/16"-14 x 3 1/4"	3	C1AE 6A527-C
60/62	X	Washer-Flat-3/8"	3	373308-S(XX336)
		Lockwasher-3/8"	3	34847-S8(X74)
63/	X, S	Washer-flat-39/64"	3	359820-S8(XX203)
60	A	Bolt (housing to frame)-lower-7/16"-14x3 3/4"	3	351988-S8(BB187)
60/62	S		3	
62/	B	Bolt (housing to underbody)	3	
62/	B	Washer-flat-7/16"	3	351428-S7(XX166)
63/64	S	Bolt (housing to underbody) -7/16"-14 x 3 3/32"	3	C1DZ 6065-B
61/64	A	Bolt (housing to frame) -7/16"-14 x 4 21/64"	3	B6AZ 6065-A
60/	A, B, S, X	Lockwasher-7/16"		34808-S8(X67)
3506 CLAMP ASSY. - STEERING COLUMN				
60	A		1	C1TT 3287-C
62/	B		1	C2OZ 3506-B
63	A (fixed column)		1	
64	S(63A, 76)		1	C4SZ 3506-D
64	S(63B)		1	C4SZ 3506-C
60	A	Bolt (clamp) -7/16"-20 x 2 1/2"	1	*23548-S7-8
		Locknut -7/16"-20		34447-S2(M83)
62	B	"Before 6/4/62" Bolt (clamp) -5/16"-24 x 2 1/2"	2	45521-S7-8(B164A)
62/	B	"From 6/4/62" Stud (clamp to brkt.) -5/16"-18 & 5/16"-24 x 3 3/4"	2	354527-S(WW15)
63	A (fixed column)		2	
3D507 RETAINER - POWER STEERING CYLINDER STUD SEAL				
63/	X	1 15/16" I.D.	1	C3DZ 3D507-A
64/	B		1	
3509 TUBE ASSY. - STEERING COLUMN - PRIME - Also refer to Group 3514				
60	A (with S/T & O/D)	"Before 1/15/60"	1	C0AA 3509-CP
60	X (with S/T)	Flange & bearing	1	C0DF 3509-AP
60	X (with F/M/2)	Flange & bearing	1	C0DF 3509-CP
61/62	X (with S/T)	Flange & bearing	1	C1DD 3509-AP
61/62	X (with F/M/2)	Flange & bearing	1	C1DD 3509-BP
62	X (4 speed trans.)	Includes flange-N/R (1-69)	1	*C2DZ 3509-A
63	X (4 speed trans.)	Includes flange	1	C3DZ 3509-C
64	X (4 speed trans.)	Includes flange	1	C4DZ 3509-B

* Identification Marking

◇ Preload must be set to 3-4 inch/lbs. and mesh load to 8-9 inch/lbs.

YEAR	MODEL	DESCRIPTION	QTY.	PART NUMBER
3511 FLANGE and PIN ASSY. - STEERING COLUMN TUBE				
- A -				
60/62	A(column shift with A/T)		1	B8A 3511-A
62	A(floor shift with A/T)		1	C2AZ 3511-A
63	A(column shift with M/T)	Consists of 1 each C5AZ 3511-A flange, C4AZ 7335-B bushing & C4AZ 7D460-A washer	1	C3AZ 3511-C
64	A(all transmissions)-floor shift		1	
64	A(column shift with M/T)		1	C5AZ 3511-A
63/64	A(column shift with A/T)		1	C5AZ 3511-B
- B -				
62/	B(column shift with A/T)		1	C5OZ 3511-B
63	B(floor shift)	Consists of 1 ea. C5AZ 3511-A flange, C4AZ 7335-B bushing & C4AZ 7D460-A washer	1	C3AZ 3511-C
64	B(floor shift)		1	C5AZ 3511-A
62/	B(column shift with M/T)		1	C5OZ 3511-A
- S -				
60	S		1	B8S 3511-B
61/63	S		1	C2SZ 3511-A
64	S		1	C5AZ 3511-B
- X -				
60/62	X(with M/T)		1	CIDD 3511-AP
60/62	X(with A/T)		1	CIDD 3511-BP
63/	X(with M/T)		1	C5DZ 3511-A
63/	X(with A/T)	1963/64 also use 1-C5TZ 7A216-A	1	C5DZ 3511-B
63	A, B(with column shift - M/T)	Washer-flat (flange to gear shift lever socket)-1 7/16"	1	376103-S(XX281C)
63	A(column shift - A/T)	Washer-spring (flange to trans. control lever socket)-1"	1	370948-S(XX365)
64/	S		1	
3C511 SUPPORT - POWER STEERING PUMP - Also refer to Group 3A732				
60/62	A (8 cyl. 292)		1	B8AZ 3C511-A
60/	A (8 cyl. 332, 352, 390)	Adjusting bracket-air conditioning	1	B8AZ 3C511-B
60	S (8 cyl. 352)		1	
60/	A (8 cyl. 332, 352, 390)-with A/C	Bracket	1	B8AZ 3C511-C
60	S (8 cyl. 352)-with A/C		1	
62	B (8 cyl.)		1	C2OZ 3C511-B
63/64	B(6 cyl. 170)-with A/C		1	C3OZ 3C511-A
62	B(6 cyl. 170 with F/M/2)		1	
63/64	X (6 cyl.)	"Before 3/2/64"	1	
64	X (6 cyl.)	"From 3/2/64"	1	C4DZ 3C511-A
60/	A(8 cyl.)	Bolt (support to water pump)-5/8"-18 x 1 1/8"	1	370851-S8(BB268)
60/62	A (8 cyl. 292)	Bolt (support to water pump)-5/16"-18x4 5/8"	1	352435-S(BB147)
62/	B(8 cyl.)	Bolt (support to cylinder head)-3/8"-16 x 1 1/4"	1	359266-S8(BB157)
63	A(8 cyl. 260)		1	
		Washer-flat-3/8"	2	351385-S7(XX158)
		Lockwasher-3/8"	1	34807-S8(X66)
62	A (8 cyl. 292)	Bolt (support to cyl. head)-3/8"-16 x 1 1/4"	1	20428-S7-8(BB82)
3512 GROMMET - STEERING COLUMN TO DASH				
64	A(fixed column)		1	C4AZ 3512-A
60	S		1	B9S 3512-A
62	A (65B, 76B)		1	
63	A(fixed column)		1	
60/	X		1	B5S 3512-A
3A512-3 PLUG - POWER STEERING REACTION CONTROL SPRING				
61/	A, B, X	Spindle end	1	B9M 3A512-A
61/	A, B, X	Cap end	1	B9M 3A513-A
3513 SEAL - STEERING COLUMN WEATHER				
63	A(with Moveable Column)		1	C3AZ 3513-A
64	A(with Moveable Column)		1	C4AZ 3513-A
62/	B		1	C2OZ 3513-A
61/64	S (moveable column)		1	C1SS 3513-D
61/63	X (with S/T)		1	C1DD 3513-A
61/63	X (with F/M/2)		1	C1DD 3513-B
64/	X	Cut hole for S/T shift lever	1	C4DZ 3513-B
62/	B	Screw (attaching)-No. 14-10 x 1"-tapping	5	42154-S7-8(U256)

FORD CAR PARTS

SECTION 35

YEAR	MODEL	DESCRIPTION	QTY.	PART NUMBER
3514 TUBE ASSY. - STEERING COLUMN - PRIME - Also refer to Group 3509				
- A -				
61/62	A 8 cyl. (with C/M)		1	C2AZ 3514-CP
61/62	A (with S/T or O/D)		1	C2AZ 3514-DP
63	A(with S/T & O/D)	With fixed column	1	C3AZ 3514-A
63	A(with F/M/2 & C/M) -except 65B & 76B	With fixed column	1	C3AZ 3514-B
63	A(65B, 76B with F/M/2 & C/M)-exc.console shift	With fixed column	1	
63	A(65B, 76B)-with 4 speed S/T-console shift	With fixed column	1	C3AZ 3514-E
63	A(except 65B & 76B)-with F/M/2 & C/M	With moveable column	1	C3AZ 3514-J
63	A(65B, 76B)-with F/M/2 & C/M - "Before 2/25/63"	With moveable column	1	C3AZ 3514-F
64	A (8 cyl.)	With fixed column & C4 or CM	1	C4AZ 3514-J
64	A(except 57C, 63C, 76B)	With fixed column & S/T	1	C4AZ 3514-C
64	A(57C, 63C, 76B)-8 cyl.	With floor shift & all trans.	1	C4AZ 3514-D
64	A	With moveable column & C/M	1	C4AZ 3514-H
- B -				
62/63	B(automatic transmission)		1	C3OZ 3514-D
64/	B(C4)		1	C5OZ 3514-A
62/	B(S/T or O/D)		1	C5OZ 3514-B
63/	B(8 cyl. 289)-4 speed S/T		1	C5OZ 3514-C
- S -				
61	S(fixed column)	N/R (1-69)	1	★C1SZ 3514-B
63	S		1	C3SZ 3514-A
64	S		1	C4SZ 3514-C
- X -				
60/61	X (with S/T)	"Before 11/10/60"	1	C0DF 3514-AP
61	X	"From 11/10/60"	1	★C1DD 3514-AP
62	X(with S/T)	N/R (1-69)	1	★C2DZ 3514-A
63	X(with S/T)-except 4 speed		1	C3DZ 3514-A
63/64	X(with F/M/2)		1	C3GY 3514-A
64	X(3 speed S/T)		1	C4DZ 3514-A
64	X(C4)		1	C4DZ 3514-B
64	A	Set screw (to lock or unlock trans. control selector on track)-No. 10-32 x 1 7/16"	1	378561-S2(UU26B)
		Nut-No. 10-32		34079-S7(M163)
63/	A	"From 12/17/62"	2	377944-S2 (BB445N)
61/	S (moveable column)	Bumper (tube) -Rubber	2	373628-S(CC-28)
3D514 SPRING - STEERING COLUMN INSTRUMENT PANEL OPENING COVER				
64	S		2	C4SZ 3D514-A
3517 BUSHING OR BEARING ASSY. - STEERING COLUMN - UPPER and LOWER				
64/	A, S	Bearing-upper-1 3/16" O.D.	1	C5SZ 3517-A
61/63	A, S	Bearing-upper-1 3/16" O.D.	1	C3AZ 3517-A
62/63	B		1	
61	X		1	
64/	B(P/S)		1	
64/	B(without P/S)	Bearing-upper-1 21/64" O.D.	1	C4OZ 3517-A
61/62	S (moveable column)	"Before 4/13/62"	1	C1SZ 3517-A
62/	X		1	
60	A, S, X	Bearing-upper-1.44" O.D.	1	C3DZ 3517-A
61/	A		1	
61/	S	Ring (bearing retaining)-upper-3/4"	1	372876-S(QQ38A)
63	B		1	
64/	B(P/S)		1	
61/	A		1	
61/	S	Ring (bearing retaining)-lower-3/4"	1	372875-S(QQ88)
63	B		1	
64/	B(P/S)		1	

YEAR	MODEL	DESCRIPTION	QTY.	PART NUMBER
3518 SLEEVE - STEERING COLUMN UPPER BEARING				
60	A, S	.75" I.D. -.98" O.D.	1	B1AZ 3518-A
60/	X		1	
60/	B(without P/S)		1	
62	A (65B, 76B)	1.04" I.D. -.352" thick	1	C1SZ 3518-B
61/64	S		1	
62/63	B		1	
64/	B(P/S)		1	
63/	A		1	
3A519 BUSHING - POWER STEERING CONTROL VALVE SPOOL				
61/64	A	Cap end-.9/16" I.D. -.51/64" O.D.	1	C2AZ 3A519-A
62/	B, X	Cap end-1/2" I.D. -.51/64" O.D.	AR	C2OZ 3A519-B
61/64	A	Sleeve end	1	
3520 SPRING - STEERING COLUMN UPPER BEARING				
60	A	.78" I.D. -1.38" long	1	B8A 3520-A
64/	A		1	C4AZ 3520-A
63/	X		1	C3DZ 3520-A
64	S		1	C4VY 3520-A
60/62	X		1	C0DF 3520-A
60	A	Washer-flat (spring seat)-3/4"	1	351811-S8(XX232)
60	S		1	
3523 GUIDE - STEERING GEAR BALL RETURN				
61/	A(without P/S)		4	C5AZ 3523-B
61/64	S		4	WAN 3523-A
60/	X		4	C0DR 3523-A
60/64	A, B	Consists of (4) C7OZ 3523-A guides and (1) C7OZ 3544-A clamp	1	C7OZ 3523-B
60	S	Saginaw steering gear	1	
60	X		1	
3524 INPUT SHAFT - STEERING GEAR RACK and WORM				
60	A(M/S)	39 3/4" long	1	C0AZ 3524-B
61	A(M/S)	Use w/ Saginaw gear	1	C1AZ 3524-C
61	A(P/S)	Use w/ Saginaw gear	1	C5TZ 3524-B
61/64	A(M/S)	Use w/ Ford gear-approx. 40" long	1	
61/64	A(P/S)	Use w/ Ford gear-7 3/16" long	1	C3AZ 3524-B
62/64	B	7 3/16" long	1	C3AZ 3524-B
64/	B	39 1/2" long	1	C4OZ 3524-A
60	S(M/S)		1	B8S 3524-A
61/64	S(P/S)		1	C0LR 3524-A
60/63	X	40" long	1	C0DZ 3524-A
64/	X(M/S)	39" long	1	C4DZ 3524-A
64	X(P/S)		1	
3524 STEERING SHAFT ASSY. - STEERING COLUMN				
61/62	A(column shift)	32 3/16" long	1	C1AZ 3460-A
62	A(floor shift)	31" long -Not replaced	1	★C1MM 3460-A
63	A(fixed column)	W/flange	1	C3AZ 3460-A
63	A(moveable column)	W/o flange	1	C3AZ 3524-A
64	A(fixed column)	W/flange	1	◇C4AZ 3460-A
64	A(moveable column)	W/o flange	1	◇C4AZ 3524-A
62/64	B		1	C2OZ 3460-A
60/	X	Part of steering gear, see basic 3524 input shafts		

◇ Includes 3517 bearing, retainer ring, nut & washer

YEAR	MODEL	DESCRIPTION	QTY.	PART NUMBER
3A525 FLANGE and INSULATOR COUPLING - STEERING GEAR INPUT SHAFT TO STEERING COLUMN SHAFT				
61/62	A(M/S)		1	C2AZ 3A525-A
63/64	A(M/S)-fixed column		1	C3AZ 3A525-B
61/62	A(P/S)		1	C2AZ 3A525-B
63/64	A(P/S)-fixed column		1	C3AZ 3A525-A
63/64	A-moveable column		1	C3AZ 3A525-C
62/64	B(M/S)		1	C2AZ 3A525-A
62/64	B(P/S)		1	C2AZ 3A525-B
61	S		1	C1SS 3A525-C
62	S	"Before 4/13/62" (2) holes splined	1	C3SZ 3A525-B
62/64	S	"From 4/13/62" (1) hole splined	1	C4SZ 3A525-A
61/	A, B, S, X	Bolt-3/8"-24 x 1 1/4" (to retain coupling)	AR	358794-S(BB815AB)
63/	A	Bolt-5/16"-24 x 1" (to retain coupling)	AR	377937-S(BB210B)
61/	A, B, S, X	Nut-5/16"-24 (coupling studs to shaft flange)	2	34443-S(M79)
		Lockwasher-5/16"	2	34906-S8(X98)
3C525 COVER ASSY. - MOVEABLE STEERING COLUMN OPENING				
61/62	S	Black	1	C2SZ 3C525-S
63	S	Black	1	C3SZ 3C525-A
		Light Blue	1	C3SZ 3C525-B
		Light Beige	1	C3SZ 3C525-C
		Light Green	1	C3SZ 3C525-D
		Red	1	C3SZ 3C525-E
		Light Turquoise	1	C3SZ 3C525-F
		Chestnut	1	C3SZ 3C525-G
		Light Silver Blue	1	C3SZ 3C525-H
		Gold	1	C3SZ 3C525-J
		Rose Beige	1	C3SZ 3C525-K
64	S(63A, 76)		1	C4SZ 3C525-E
64	S(63B)		1	C4SZ 3C525-F
64	S	Washer-flat (cover to body structure)-No. 10	3	378431-S(XX55B)
64	S	Washer-flat (lever to shroud)	3	
64	S	Washer-flat (lever to cover)	8	
64/	S	Washer-spring (shroud to cover)-3/16"	AR	378733-S(XX360)
64/	S	Washer-spring (lever to cover)	AR	
64/	S	Spring nut (lever to cover)-3/16"	4	372927-S2(MM260)
64/	S	Pin (lever to cover)-3/16" x 5/8"	4	378873-S(NN63B)
64/	S	Pin (lever to shroud)	AR	
3C528 BOOT - POWER STEERING CYLINDER - Supplied in 3C651 kits				
3530 SHROUD - STEERING COLUMN				
63	S(except 63B)	R. H.	1	C3SZ 3530-A
61/62	S (moveable column)	R. H.	1	
63	S	L. H.	1	C3SZ 3530-B
63	S(63B)	Wood Grain-R. H. -Beige	1	C3SZ 3530-F
		-Black	1	C3SZ 3530-D
		-Blue (light)	1	C3SZ 3530-E
		-Chestnut	1	C3SZ 3530-J
		-Gold (light)	1	C3SZ 3530-L
		-Red	1	C3SZ 3530-G
		-Rose (light)	1	C3SZ 3530-M
		-Silver Blue (light)	1	C3SZ 3530-K
		-Turquoise (light)	1	C3SZ 3530-H
63	S(63B)-Monaco Special	White-R. H.	1	C3SZ 3530-N
		White-L. H.	1	C3SZ 3530-R
61/	S (moveable column)	Bumper (rubber)	1	373628-S(CC28)

YEAR	MODEL	DESCRIPTION	QTY.	PART NUMBER
3A533 KIT - DRAG LINK BALL STUD REPAIR				
60	A, S (without Power Steering)		1	B2AZ 3A533-A
Consists of				
	1-AB 3311-C Stud	1-72089-S Cotter pin	1-B2A 3333-A Dust cover	2-AB 3327-B Springs
	1-B2A 3332-A Seal	1-351059-S Nut	1-AB 3328-B Plug	2-B2A 3326-A Bumpers
	1-72035-S7-8 Cotter pin	1-358032-S8 Fitting	2-AD 3320-A Seats	
3A533 KIT - POWER STEERING CONTROL VALVE BALL STUD REPAIR				
60/64	A	Consists of	1	C2AZ 3A533-A
60/62	S	2-AJ 3320-A Seat 1-AJ 33711-A Spring	1	
60/	B, X	1-AJ 33327-A Bumper 1-C2AZ 3A728-A Clamp	1	
		1-C0AA 3A533-A Stud 1-C7OZ 3A729-A Cover		
		1-C2AZ 3C706-A Seal 2-33119-S8 Screw		
3C533 PLATE - MOVEABLE STEERING COLUMN SHROUD COVER RETAINING				
61/63	S		1	C1SS 3C533-A
3538 PLUG - STEERING GEAR HOUSING OIL FILLER				
60/	A, B, X	5/8"-24	1	B6A 3538-A
60	S		1	
60	X	3/8"-18 Saginaw steering gear	1	87710-S(P16)
62	A		1	
3C538 KIT - SEAL and GASKET - INTEGRAL POWER STEERING GEAR				
61/64	S		1	C1VY 3C538-A
Consists of				
	1-C1SZ 3581-A Gasket	1-C1VR 3805-A Seal	1-87078-S94	"O" Ring
	2-C2SZ 3591-A Seal	1-C1AZ 7A294-A Seal	1-352109-S7	Snap Ring
	1-C0LR 3591-E Seal	1-87022-S94	1-97619-S	Snap Ring
	1-C3SZ 3591-A Seal	1-87025-S94	1-354278-S7	Snap Ring
	1-C2SZ 3581-A Gasket	1-87026-S94	1-87079-S94	Seal
	1-C0LR 3B699-A Seal		1-87142-S94	Seal
			1-372454-S94	Seal
3-3538 ELEMENT ASSY. - POWER STEERING OIL RESERVOIR FILTER				
62/	A, B, S	"From 5/1/62"	1	B7A 33538-A
63/	X		1	
3A540 CYLINDER ASSY. - POWER STEERING				
60	A	Stamped 128027	1	C0AA 3A540-B
61/62	A		1	C2AA 3A540-A
63/64	A		1	C3AZ 3A540-A
62/63	B	Includes ball stud	1	C2OZ 3A540-A
64/	B	Includes ball stud	1	C3OZ 3A540-A
60	S		1	C0SS 3A540-A
63/64	X(8 cyl.)	Includes ball stud	1	C3DZ 3A540-A
63/	X(6 cyl.)	Includes ball stud	1	C3DZ 3A540-B
60/	A, B, S	Nut (cylinder to idler arm bracket)-3/8"-24	1	33925-S7(M33)
63/	X	Nut (cylinder to mounting bracket)	1	
60/	A, B, S	Check nut (cyl. to idler arm brkt.)-3/8"-24	1	45218-S8(M172)
63/	X	Check nut (cylinder to mounting bracket)	1	
62/	B (1963/ A, X)	Nut-castle (cylinder to idler arm)-9/16"-18	1	34033-S18(M111)
60/	A, B, S, X	Seat-5/16" tube-aluminum	2	373430-S(TT5)
60/	A, B, S, X	Snap ring (scraper retiner)	1	371033-S(QQ77)
3544 CLAMP - STEERING GEAR BALL RETURN GUIDE				
60/64	A, B		1	B8A 3544-A
60	S		1	
60	X	Saginaw	1	
61/64	A(without P/S)		1	C5AZ 3544-B
61/64	S		1	WAN 3544-B
60/	X		1	C0DR 3544-A
60/64	A, B (1960 S)	Screw & washer assy. (Clamp to rack)-	1	352518-S(BB80)
60	X (Saginaw)	1/4"-28 x 5/16"	1	
60/	X	Screw & washer (clamp)-No. 10-32 x 3/8"	2	372133-S(BB625C)
61/	S		2	

FORD CAR PARTS

SECTION 35

YEAR	MODEL	DESCRIPTION	QTY.	PART NUMBER
3A545 ROD - POWER STEERING PISTON				
61/64	S		1	C1VR 3A545-B
3-3547 RING - POWER STEERING OIL RESERVOIR ORIFICE				
60/	A, S, X	53/64" I. D.	1or2	B5A 33547-A
62	B (8 cyl.)		2	
63/	B		2	
3548 HOUSING ASSY. - STEERING GEAR				
63/64	A		1	C3AZ 3548-A
62/	B		1	C2OZ 3548-D
62	S (use with C2SZ 3504-L)	Identify by offset mounting flange to accommodate rubber insulators-N/R (1-69)	1	*C2SZ 3548-C
61/64	S (except 1962 with C2SZ 3504-L)	Includes (1 each) C4SZ 3B730-A Plug & 87025-S94 "O" Ring	1	C1SZ 3548-A
63/	X(8 cyl.)-without P/S	With 1 1/8" sector shaft	1	C7ZZ 3548-A
63/	X	With 1" sector shaft	1	C3DZ 3548-E
60/	A, S, X, U	Plug (expansion)-1 5/16"	1	351701-S(PF87)
61/	S	Seat (oil intake tube)-5/16" tube	1	374309-S(TT5A)
61/	S	Seat (oil outlet tube)-3/8" tube	1	374480-S(TT7A)
3552-3 CUP - STEERING WORM BEARING				
60/	A, B, S, X	Upper & lower	2	C2AZ 3552-A
3C557 BRACE - MOVEABLE STEERING COLUMN TRACK- Also refer to Group 3C762				
63	A	Outer	1	C3AZ 3C557-A
64	A		1	C4AZ 3C557-A
64	A	Outer	1	C4AZ 3C557-B
63	A (Automatic transmission)		1	C3AZ 3C557-C
64	S	Outer	1	C4SZ 3C557-A
64	S		1	C4SZ 3C557-B
63	A	Screw (brace to track)-5/16"-18 x 1 43/64"	1	377978-S2 (BB817W)
63/	A (Automatic transmission)	Bolt & lockwasher (brace to brake pedal support bracket)-5/16"-18 x 7/16"	1	350211-S(BB413)
63/	A (Automatic transmission)	Nut (brace to track)-5/16"-18	1	33797-S7(M50)
		Washer-flat-5/16"		44722-S8(X19)
64	S	Locknut (brace to cowl side bracket stud)-5/16"-18	1	34392-S7(M93)
3558 SHAFT and BEARING ASSY. - MOVEABLE STEERING COLUMN - FLEXIBLE				
63	S	Less bearing	1	C3SZ 3558-B
64	S	Less bearing	1	C4SZ 3558-A
61/62	S	Pin (shaft to sector shaft)-3/16" x 1 1/2"	1	353909-S8(NN109)
3B559 SHAFT - POWER STEERING PUMP ROTOR				
60/	A, B, S, X	Eaton Pump-3.728" long	1	C2AZ 3B559-A
		Snap ring (rotor to housing)	1	359290-S(QQ49)
3C560 STOP - POWER STEERING CONTROL VALVE SPOOL TRAVEL REGULATOR				
61/	A, B, X		1	C1AA 3C560-A
60	A, S		1	
3D560 PAD - MOVEABLE STEERING COLUMN LOCKING BRACKET				
64/	A (except S/T)		1	C4AZ 3D560-A
64/	S		1	
3A561 VALVE ASSY. - POWER STEERING PUMP				
60	A, S	Stamped "H"	1	C0AA 3A561-A
61/62	A (except 6 cyl. 223 & 8 cyl. 292)		1	C1AA 3A561-A
62	B, S		1	
63/64	A (8 cyl. 352, 390)		1	
61	S	Stamped "E"	1	C1SS 3A561-A
61/64	A (6 cyl. 223 & 8 cyl. 260, 289, 292)		1	
63/	B, X		1	
63/	S	Stamped "C"	1	B8LY 3A561-A

YEAR	MODEL	DESCRIPTION	QTY.	PART NUMBER
3D561 RETAINER - MOVEABLE STEERING COLUMN TRACK BEARING				
64/	A		2	C4AZ 3D561-A
64/	S		2	
		Screw-set (adjusting)-5/16"-32 x 11/16"	2	378562-S2(UU38)
		Nut-5/16"-32		378563-S2(MM54D)
3562 BRACKET - POWER STEERING PUMP SUPPORT TO EXHAUST MANIFOLD				
60/62	A (8 cyl. 292)		1	B8A 3562-B
62/	B (6 cyl. 170)-with Automatic trans.	Upper	1	C3OZ 3562-A
63/64	X (6 cyl.) "Before 3/2/64"		1	
62/64	B (6 cyl.)-with Automatic trans.	Lower	1	C2OZ 3562-A
63/64	X (6 cyl.) "Before 3/2/64"		1	
64	X (6 cyl.) "From 3/2/64"	To pump	1	C5ZZ 3562-A
64	X (6 cyl.) "From 3/2/64"	To cylinder head	1	C5ZZ 3562-B
60/62	A (8 cyl.)	Bolt (bracket to cylinder head)-3/8"-16 x 1 1/4"	1	20428-S7-8(B82)
		Washer-flat-3/8"		44727-S8(X24)
62/	B (6 cyl.)-with Automatic trans.	Bolt (upper to lower brkt.)-3/8"-24 x 1 1/2"	1	20469-S8(B174)
63	X (6 cyl.)		1	
		Lockwasher-3/8"		34807-S8(X66)
		Washer-flat-3/8"		352981-S(XX143)
		Washer-flat-13/32"		354193-S(XX141)
3C562 INSULATOR - POWER STEERING CONTROL VALVE LINKAGE STOP				
61/	A		2	C1AA 3C562-A
62/	B		2	C2OZ 3C562-A
63/64	X		2	
3B563 REINFORCEMENT - POWER STEERING OIL RESERVOIR ORIFICE				
60/	A (8 cyl.)		1	B5AZ 3B563-A
60/	S		1	
62	B (8 cyl.)		1	
63/	B, X		1	
3C563 SPRING - POWER STEERING CONTROL VALVE REACTION LIMITING				
61/62	A		2	C1AA 3C563-A
62/63	B		2	
63/	A		2	C3AZ 3C563-A
64/	B, X		2	
3B564 INSULATOR - STEERING COLUMN LOWER FLANGE - Also refer to Group 3674				
60/	X		1	C3DZ 3B564-A
3A570 SPRING - POWER STEERING PUMP FLOW CONTROL VALVE				
60/	A, B, S, X		1	B8AZ 3A570-A
3C570 BRACKET - STEERING COLUMN LOWER TRACK SUPPORT STRUT				
61/	S		1	C3SZ 3C570-A
3571 BALL and CAGE ASSY. - STEERING WORM THRUST BEARING				
60/	A, B, S, X		2	C2AZ 3571-A
3C571 TRACK ASSY. - MOVEABLE STEERING COLUMN				
63	A		1	C3AZ 3C571-C
64	A	F/M/3 & C/M	1	C4AZ 3C571-A
63	S		1	C3SZ 3C571-A
64/	S		1	C5SZ 3C571-A
61/	S	Bolt (track to locking plate)-3/8"-16 x 1'shoulder	1	373637-S7-8 (BB444E)
		Washer-flat-3/8"		44727-S8(X24)
		Washer-flat-5/16"		44722-S8(XI9)
63	A	"Before 2/13/63"	2	354135-S7-8 (BB155A)
		Washer-flat-3/8"		356951-S(XX134)
63/	A	"From 2/13/63"	2	359266-S8(BB157)
		Bolt (track to pedal support)-3/8"-16 x 1 1/4"		
3C571 GUIDE - INSTRUMENT PANEL MOVEABLE STEERING COLUMN OPENING COVER				
63/	A	Nylon	2	C3AZ 3C571-A

FORD CAR PARTS

SECTION 35

73

YEAR	MODEL	DESCRIPTION	QTY.	PART NUMBER
3C574 BRACKET - MOVEABLE STEERING COLUMN TRACK SUPPORT				
64/	S		1	C4SZ 3C574-A
64/	S	Bolt (to floor pan)-7/16"-20 x 7/8"-shoulder	1	379076-S7-8 (BB505A)
3575 SHAFT - STEERING GEAR SECTOR				
60	A, S	11 1/2" long	1	B8A 3575-A
61	A	11 3/32" long	1	C1AZ 3575-A
62/64	A		1	
61	A	11" long	1	C1AZ 3575-B
62/64	A (P/S)		1	
62/	B	1" dia. shaft	1	C2OZ 3575-B
61/64	S	7/8"-14 x 11.6"	1	C3SZ 3575-A
60	X	Saginaw steering gear -7/8"-14 x 11.51"	1	MC 3575-A
61	A	"Before 9/16/60" Saginaw steering gear	1	
62/	X(except 8 cyl. w/o P/S)	1" diameter shaft-3/4"-16 x 9.16"	1	C3DZ 3575-F
60/61	X		1	
63	X(8 cyl. w/o P/S)	1" diameter shaft-slot at sector shaft arm end	1	C3DZ 3575-D
63/	X(8 cyl. w/o P/S)	1 1/8" diameter shaft-7/8"-14 x 9.46"	1	C3DZ 3575-E
3C575 STRUT - LOWER TRACK SUPPORT				
61/	S (moveable column)		1	C1SS 3C575-C
3576 BEARING ASSY. - STEERING SECTOR SHAFT				
60	A, S	Bushing-1 1/8" I. D. -1 1/4" O. D. -1 3/8" long	2	B8A 3576-A
60	X	Saginaw steering gear	2	
61	A	"Before 9/16/60" Saginaw steering gear-1 1/8" I. D. -1 3/8" O. D. -1" long	2	C1AZ 3576-A
61	A	"From 9/16/60" Bushing-use with C1MR 3504-C, D, F & G -1 1/8" I. D. -1 3/8" O. D. -1" long	2	C1AZ 3576-B
62/64	A		2	
62/	E		2	
63	X (with 1 1/8" shaft)	"From 3/5/63"	2	
64	X(8 cyl.)-with 1 1/8" shaft & flanged needle bearing	Lower	1	
60/	X(with 1" shaft)	Bushing-1" I. D. -1 1/8" O. D. -1 1/4" long	2	C0DR 3576-A
63	X(with needle bearings in housing)-with 1" shaft	1" I. D. -1 1/4" O. D. -1" long	2	C3DZ 3576-A
64/	X(with 1" shaft & flanged needle bearing)	Lower	1	
64/	X(with 1" shaft & flanged needle bearing)	Upper-1" I. D. -1 1/4" O. D. -1" long	1	C4DZ 3576-A
64	X(8 cyl.)-with 1 1/8" shaft & flanged needle bearing	Upper-1 1/8" I. D. -1 3/8" O. D. -1" long	1	C4DZ 3576-B
3577 SCREW - SECTOR SHAFT ADJUSTING				
60/	A, B, X	7/16"-20 x 1 15/32"	1	B8AZ 3577-A
60	S		1	
61/	S		1	WAN 3577-A
60/	A, S, X	Nut-jam (screw)-7/16"-20	1	34690-S8(M34)
61/	S	Locknut-7/16"-20	1	370580-S(MM169G)
		Washer-flat-45" I. D. - .72" O. D.		356395-SXXI65D)
3580 COVER - STEERING SECTOR SHAFT HOUSING				
61	A	"Before 9/16/60" Saginaw steering gear -N/R (1-69)	1	*C1AR 3580-A
61/64	A	"From 9/16/60"	1	C3AZ 3580-A
62/	B		1	
60	A, S		1	C5AZ 3580-E
61/64	S		1	C1VR 3580-A
61/	X	"From 6/21/61"	1	C1DZ 3580-A
60	X	Bolt (cover to housing)-5/16"-18 x 5/8"	3	20326-S7(B49)
		Washer-flat-5/16"		356414-S(XX110)
60/	A	Bolt (cover to housing)-3/8"-16 x 3/4"	3	20348-S8(B77)
60	S		3	
		Lockwasher-3/8"		34807-S8(X66)
61/	X	Bolt (cover to housing)-5/16"-18 x 5/8" washer head-locking	3	371065-S(BB549)
61/63	S	"Before 10/19/62" Bolt (cover to housing)-5/16"-18 x 7/8"	5	357235-S(BB136)
63/64	S	"From 10/19/62" Bolt (cover to housing)-5/16"-18 x 7/8"	5	378291-S (BB580L)

YEAR	MODEL	DESCRIPTION	QTY.	PART NUMBER	
3581 GASKET - STEERING SECTOR HOUSING or HOUSING COVER					
61/	A, B	"From 9/16/60"	Housing cover	1	C3AZ 3581-A
60	A, S		Saginaw steering gear	1	
60	X			1	
61/62	S		Housing cover	1	C1SZ 3581-A
62/	S	"From 5/1/62"	Housing-use w/cast iron cover	1	C2SZ 3581-A
60/64	X		Housing cover	1	C3DZ 3581-A
3D581 BEARING - STEERING COLUMN RELEASE CAM					
64/	S		Nylon	2	C4VY 3D581-A
3A582 COVER ASSY. - POWER STEERING OIL RESERVOIR					
60/	A(8 cyl.)		Pump mtd. reservoir with filler neck-5 5/8" O. D.	1	C0AA 3A582-A
60	S			1	
62/	B			1	
61/	S (without A/C)			1	
63/	X(8 cyl.)-without A/C			1	
60/	S with A/C	"From 7/15/60"	Pump mtd. reservoir-less filler neck-5 5/8" O. D.	1	C0SS 3A582-A
60/	A(8 cyl.)-with A/C			1	
61	S (with A/C)		Remote mounted reservoir-4 1/4" O. D.	1	C1AA 3A582-A
63/	S (with A/C)			1	
60/	A			1	
62/	B (8 cyl.)-with A/C			1	
63/	X (8 cyl.)-with A/C			1	
62	S (Sports Roadster)		Chrome -pump mounted reservoir with filler neck-5 5/8" O. D.	1	C2SZ 3A582-A
63/	X(Sprint Models)			1	
63/	X(6 cyl.)-without A/C		Includes gasket -pump mounted reservoir-less	1	C3DZ 3A582-A
60/	A(6 cyl.)		Stud (cvr. to reservoir)-5/16"-18 & 5/16"-18 x 4 5/8"	1	359841-S8(WW22)
61/	S			1	
62/	B, X (8 cyl.)-with A/C			1	
60/	A(8 cyl.), S		Stud (cover to reservoir)-5/16"-18 & 5/16"-18 x 3 7/8"	1	370894-S8(WW18)
60/	A, S		Nut-wing-5/16"-18	1	33896-S8(M182)
62/	B, X(8 cyl.)-with A/C			1	
60/	A(6 cyl.)		Washer - flat 5/16"	1	359840-S8(XX107)
62/	B, X(8 cyl.)-with A/C			1	
60/62	A(8 cyl.) (1960/S)			1	
60/	A (8 cyl.), S (1962 B-8 cyl.)		Bolt (cover to reservoir)-5/16"-18 x 3 1/2"	1	354668-S8(BB516)
63/	B, X			1	
60/	A, S		Seal	1	B9A 6570-A
62	A -6 cyl., B(with A/C)		Spring nut	1	353766-S(MM269)
63/	B, X			1	
62/	S(without A/C)	"From 6/1/62"		1	
60/	A (8 cyl. 332, 352)-with A/C			1	44722-S8(X19)
60	S (with A/C)			1	
3B584 KIT - POWER STEERING PUMP SEAL AND GASKET					
60/	A, B, S, X		For Eaton pump-Consists of 2-B5A 33547-A Ring 1-C0AA 3A642-B Gskt. 1-C2SZ 3B592-A Seal 1-EAA 6589-B Seal 1-B7A 33617-A Gasket 1-87014-S91 Ring 1-LA 33618-A Ring 1-87147-S91 Ring 1-B7A 33619-A Ring 1-372144-S Gasket 1-C0AA 3A642-A Gasket	1	C2SZ 3B584-A
3C589 KIT - POWER STEERING CYLINDER END MOUNTING BUSHING					
60	A, S		Consists of 2-Bushings 2-Washers 1-34424-S7 Locknut	1	B3AZ 3C589-A
61/62	A		Consists of 2-B9MM 33644-A Bushing 1-34424-S7 Locknut 1-353800-S8 Washer	1	C1AZ 3C589-A

FORD CAR PARTS

YEAR	MODEL	DESCRIPTION	QTY.	PART NUMBER
3590 ARM - STEERING SECTOR SHAFT				
- A -				
60	A (except P/S)		1	C0AA 3590-A
61	A (except P/S)	"From 9/16/60"	1	Use with C1MR 3504-C & G
62	A (except P/S)		1	
60	A (with P/S)		1	C0AA 3590-C
61	A (P/S)	"From 10/16/60"	1	Use with C1MR 3504-D
60/	A Special (8 cyl. 352, 390, 406, 427)-For Special Duty Performance		1	C0AA 3590-D
61	A (except P/S)	"Before 9/16/60"	1	Saginaw steering gear
61	A (P/S)	"From 9/16 to 10/16/60"	1	Use w/C1MR 3504-F
62	A (P/S)		1	
61/62	A (P/S)	"From 10/16/60 to 10/6/61"	1	Saginaw steering gear
63/64	A (P/S)		1	C1AA 3590-A
63/64	A (without P/S)		1	C3AZ 3590-A
- B -				
62/	B(P/S)		1	C2OZ 3590-B
62/	B(without P/S)		1	C3OZ 3590-C
- S -				
60	S		1	B8E 3590-C
61/64	S		1	C1SZ 3590-A
- X -				
60/	X(6 cyl.)-without P/S		1	C0DD 3590-B
63/64	X(8 cyl.)-without P/S	With 1" sector shaft	1	C3DZ 3590-A
63/64	X(8 cyl.)-with P/S	With 1" sector shaft	1	C3DZ 3590-C
63/64	X(8 cyl.)-with P/S	With 1 1/8" sector shaft	1	C3DZ 3590-F
63/64	X(8 cyl.)-without P/S	With 1 1/8" sector shaft	1	C3DZ 3590-H
63/	X(6 cyl.)-with P/S		1	C4DZ 3590-A
60/	X	Nut-castle (arm to idler arm rod)-3/8"-24	1	★34030-S8
60/	X	Nut-castle (arm to spindle arm end)	1	
		Cotter pin-3/32" x 3/4"		72016-S8(N44)
60/	X	Nut (arm to steering gear)-3/4"-16	1	34692-S8(M74)
60/	A, B, S	Nut (steering sector shaft & worm)-7/8"-14	1	351153-S(MM32)
60	X	Saginaw steering gear	1	
63/	X(8 cyl.)		1	
63/	B, X(with P/S)	Nut-castle arm to control valve & link)-1/2"-20	1	351059-S(MM66)
60/	X	Washer (arm to steering gear)-3/4" lock	1	34813-S(X71A)
3C590 KIT - POWER STEERING PISTON ROD END BUSHING				
60	A, S	Consists of 1-AJ 3652-A Spacer 1-33925-S7 Nut 2-AB 33642-B Insulators 1-45218-S8 Locknut 2-AJ 33643-A Washers	1	B7AZ 3C590-A
61/64	A	Consists of	1	C1AZ 3C590-A
62/	B	2-C1AA 3A344-A Insulator 1-AJ 3652-A Spacer 2-C3AA 3A345-A Washer 1-33925-S8 Nut 1-45218-S8 Locknut	1	
3591 OIL SEAL ASSY. - STEERING SECTOR SHAFT HOUSING				
60/	A	1 5/64" I.D. -1 9/16" O.D. -1/4" thick	1	C3AZ 3591-A
62/	B		1	
60	S		1	
63	X	With 1 1/8" sector shaft	1	
61/64	S	"From 10/6/60"	1	Upper-at torsion bar
61/64	S		1	C3SZ 3591-A
61	S	Lower-at sector shaft-1 1/4" I.D. -1 3/4" O.D.	1	C2SZ 3591-A
60/	X	Input shaft-1 1/8" I.D. -1 5/8" O.D. -N/R	1	★COLR 3591-E
60	X	With 1" sector shaft	1	C0DR 3591-A
60	X	Saginaw steering gear	1	B9AZ 3591-A
61	A	"Before 10/6/60"	1	Saginaw steering gear
61/64	S	Snap ring (seal)	1	354278-S(QQ13)
3B592 SEAL ASSY. - POWER STEERING PUMP ROTOR SHAFT OIL				
60/	A, B, S, X	Eaton-belt driven-side mounted pump	1	C2SZ 3B592-A
3A594 SPRING - POWER STEERING LOWER SHAFT				
61/	S		1	C2SZ 3A594-A

YEAR	MODEL	DESCRIPTION	QTY.	PART NUMBER
3600 WHEEL ASSY. - STEERING				
60	A(Fairlane & Galaxie)	Raven Black	1	C0AA 3600-A001
61	A(Fairlane & Galaxie)	Blue	1	C1AA 3600-E220
61	A(Fairlane, Galaxie & S/W)	Green	1	C1AA 3600-E223
61	A(Galaxie & S/W)	Red	1	C1AA 3600-E269
62	A(Galaxie '500" & S/W)	Chestnut	1	C2AZ 3600-C
62	A	Blue	1	C2AZ 3600-B
62	A	Beige	1	C2AZ 3600-D
62	A	Red	1	C2AZ 3600-G
62	A (65B, 76B)	Beige & White	1	C2AZ 3600-M
62	A (65B, 76B)	Black & White	1	C2AZ 3600-J
62	A (65B, 76B)	Turquoise & White	1	C2AZ 3600-Q
63	A (moveable column)	Turquoise-17" diameter	1	C3AZ 3600-F
63	A (except 65B & 76B)-moveable column	Green-17" diameter	1	C3AZ 3600-H
63	A(moveable column)	Rose-17" diameter	1	C3AZ 3600-G
63	A(fixed column)	Black-16" diameter	1	C3AZ 3600-CA
64	A(with P/S)	Blue-16" diameter	1	C3AZ 3600-CB
63	A(fixed column)		1	
64	A(with P/S)	Red-16" diameter	1	C3AZ 3600-CC
63	A (fixed column)		1	
63/64	A (without P/S)	Black-17" diameter	1	C3AZ 3600-BA
64	A(with P/S)	Beige-16" diameter	1	C4AZ 3600-AB
64	A(with P/S)	Black-16" diameter	1	C3AZ 3600-CA
64	A(with P/S)	Turquoise-16" diameter	1	C4AZ 3600-AD
64	A(without P/S)	Beige-17" diameter	1	C4AZ 3600-C
64	A(without P/S)	Palomino-17" diameter	1	C4AZ 3600-B
64	A(without P/S)	Turquoise-17" diameter	1	C4AZ 3600-A
62	B	Turquoise Metallic -use Black - C4OZ 3600-A	1	★C2OZ 3600-F
62/64	B	Black	1	C4OZ 3600-A
62/64	B	Red	1	C4OZ 3600-E
63	B	Gold(Green) Metallic	1	C3OZ 3600-E
63	B	Green Metallic	1	C3OZ 3600-C
63/64	B	Beige	1	C4OZ 3600-D
63/64	B	Blue	1	C4OZ 3600-B
63/64	B	Turquoise	1	C4OZ 3600-F
64	B	Palomino	1	C4OZ 3600-G
64	B	Silver Mink	1	C4OZ 3600-C
60	S	White	1	B8S 3600-A
61/62	S	"Before 10/2/61" Beige	1	C1SS 3600-C231
61/62	S	"Before 10/2/61" Green	1	C1SS 3600-C232
62	S	"From 10/2/61" Black	1	C2SZ 3600-J
63	S(except Landau)		1	
62	S	Chestnut	1	C2SZ 3600-P
63	S(except Landau)		1	
63	S(except Landau)	Beige	1	C3SZ 3600-B
63	S(except Landau)	Gold	1	C3SZ 3600-C
63	S(except Landau)	Rose	1	C3SZ 3600-D
63	S(Landau)-Monaco Special	White	1	C3SZ 3600-E
64	S(except Landau)	Aztec Gold	1	C4SZ 3600-G
64	S(except Landau)	Black	1	C4SZ 3600-A
64	S(except Landau)	Red	1	C4SZ 3600-B
64	S(except Landau)	Silver Beige-Use Black - C4SZ 3600-A	1	★C4SZ 3600-C
64	S(except Landau)	White	1	C4SZ 3600-L
64	S(Landau)	Walnut wood grain	1	C4SZ 3600-K

YEAR	MODEL	DESCRIPTION	QTY.	PART NUMBER
3600 WHEEL ASSY. - STEERING - continued				
60/62	X	Black	1	C0DZ 3600-A
60/62	X	White	1	C0DZ 3600-B
62	X (Club Wagon)	White	1	C2UZ 3600-A
63	X	Beige-3 spokes	1	C3DZ 3600-E
63	X	Black-3 spokes	1	C3DZ 3600-A
63	X	Red-3 spokes	1	C3DZ 3600-D
63	X	Turquoise-3 spokes	1	C3DZ 3600-F
63	X	White-3 spokes	1	C3DZ 3600-B
63/64	X	Simulated Walnut wood grain	1	C3DZ 3600-J
64	X	"Before 5/18/64" Beige	1	C4DZ 3600-C
64	X	"From 5/18/64" Beige	1	C4DZ 3600-J
64	X	Black	1	C4DZ 3600-G
64	X	"Before 5/18/64" Blue	1	C4DZ 3600-B
64	X	"From 5/18/64" Blue	1	C4DZ 3600-H
64	X	"Before 5/18/64" Palomino	1	C4DZ 3600-F
64	X	"From 5/18/64" Palomino	1	C4DZ 3600-M
64	X	"Before 5/18/64" Red	1	C4DZ 3600-D
64	X	Turquoise	1	C4DZ 3600-L
60	A, S	Nut (wheel to shaft)-5/8"-18	1	33947-S7-8(M73)
60/61	X		1	
61/	A, B	Nut (wheel to shaft)-5/8"-18	1	350983-S(MM38B)
62/	X		1	
64/	S		1	
61/63	S	Locknut (wheel to column)-5/8"-18	1	371530-S7 (MM161A)
3D600 SPACER - POWER STEERING PUMP ADJUSTING BRACKET				
64	A(8 cyl. 352, 390)-with A/C	13/32" I.D. -13/16" O.D. -11/16" long	1	C4AZ 3D600-A
64	S		1	
3601 BOLT - POWER STEERING OIL FILTER ELEMENT SUPPORT OR COVER RETAINING				
60/64	A (8 cyl.), S	5/16"-18 & 3/4"-16	1	B4A 3601-A
62	B (8 cyl.)		1	
63/	B, X		1	
3602 MOULDING - HORN BLOWING RING SPOKE				
64	X(54B, 59B, 62B, C, 63B, C, 66B, 71B, C, D, 76A, B, 78B)		1	C4DZ 3602-A
3A609 INSULATOR - POWER STEERING HOSE				
61/	A(except 8 cyl. 260 & 289)		1	C1AA 3A609-A
63/	A (8 cyl. 260, 289)		1	C3AZ 3A609-A
62/	B, X		1	C2OZ 3A609-A
61/63	S		1	C1SS 3A609-B
64	S	Pressure hose	1	C4SZ 3A609-A
64	S	Pressure & return hoses	1	C4SZ 3A609-B
62/	B, X	Screw (insulator to underbody)-5/16"-18 x 1/2"-tapping	1	40923-S8(U264)
3A610 RETAINER - POWER STEERING HOSE INSULATOR				
60/	A (except 8 cyl. 260 & 289)		1	C0AA 3A610-A
62/	B		1	C2OZ 3A610-A
64	X (4 speed S/T)		1	
61/63	S		1	C1SS 3A610-B
64	S	Pressure hose	1	C4SZ 3A610-A
64	S	Pressure & return hoses	1	C4SZ 3A610-B
63/	X (6 cyl.)		1	C3DZ 3A610-A
63/	X (8 cyl.)		1	C3DZ 3A610-B

YEAR	MODEL	DESCRIPTION	QTY.	PART NUMBER
3B610 RETAINER - STEERING COLUMN UPPER BEARING - Also refer to Group 3839				
61/63	S		1	C1SS 3B610-A
61/63	S	Screw (retainer to flange)-No. 8-15x3/8"tapping	3	52720-S8(U380)
3A611 BRACKET - POWER STEERING HOSE INSULATOR				
60/	A (except 8 cyl. 260 & 289)	Hose bracket	1	C0AA 3A611-A
63/	A(8 cyl. 260, 289)		1	C3AZ 3A611-A
64	A(8 cyl. 289)		1	C4AZ 3A611-A
63/	X(8 cyl.)		1	C5DZ 3A611-A
61/63	S		1	C1SS 3A611-B
63/	X(6 cyl.)		1	C3DZ 3A611-B
3614 RACE - STEERING WORM OUTER				
61/64	S		1	C2SZ 3614-A
3-3618 RING - POWER STEERING PUMP VALVE OUTLET FITTING				
62/	B, X		1	LA 33618-A
3623 CAP ASSY. - STEERING WHEEL HUB - Also refer to Group 3649				
62	A (65B, 76B)		1	C2AZ 3623-A
60	S(with power steering)		1	C0SS 3623-B
61/63	S		1	C1SS 3623-C
64	S	Aztec Gold	1	C4SZ 3623-J
64	S	Blue	1	C4SZ 3623-K
64	S	Golden Beige	1	C4SZ 3623-F
64	S	Palomino	1	C4SZ 3623-H
64	S	Rose Beige	1	C4SZ 3623-G
64	S	Silver Blue	1	C4SZ 3623-E
64	S	Turquoise	1	C4SZ 3623-L
64	S	White Pearl	1	C4SZ 3623-C
64/	S	Black crinkle	1	C5SZ 3623-A
64/	S	Red crinkle	1	C6SZ 3623-F
3C626 SPACER - POWER STEERING CYLINDER MOUNTING BRACKET				
63	X(8 cyl.)	Cut from .040" thick steel-4.94" long	1	*C3DA 3C626-A
3D626 BRACKET ASSY. - STEERING COLUMN & INSTRUMENT PANEL COVER PIVOT				
64	S		1	C4SZ 3D626-A
3-3627 RETAINER - POWER STEERING PUMP RELIEF VALVE - Also refer to Group 3C742				
60/	A, S	Plug	1	B8E 33627-A
62	B		1	
3629 RETAINER - HORN RING				
62	B (62C)	Steering wheel hub emblem	1	C2OZ 3629-A
63	B (65A)		1	
60	S		1	B8S 3629-A
3B629 REINFORCEMENT - FLEXIBLE COUPLING STEERING				
63/64	A		2	C3AZ 3B629-A
3630 PLATE - HORN RING CONTACT				
60	S		1	B8S 3630-A
60	S	Screw (plate to ring)-No. 6-32 x 1/2"	3	51763-S8(U362)
		Bushing (screw)		B2TZ 4108-A

YEAR	MODEL	DESCRIPTION	QTY.	PART NUMBER
3A633 KIT - POWER STEERING INSTALLATION - COMPLETE				
60	A(8 cyl. 292)	Not replaced (8-68)	1	★COAZ 3A633-B
Consists of the following				
1	B5A 2344-A	Clamp-hose	1	B8AZ 6A312-B Pulley-crankshaft
1	C1AA 3304-A	Rod-steering to idler	1	COAZ 8620-A Belt-V-drive
1	B2A 3332-A	Seal-steering	1	B8A 33554-B Bracket-pump adj.
2	8M 3332	Seal-steering	1	B8A 33559-A Bracket-pump
1	COAA 3350-C	Bracket-idler mounting	5	20408-S7 Bolt-3/8"-16 x 1 1/8"
1	COAZ 3352-B	Kit-idler arm & bushing	2	20428-S8 Bolt-3/8"-16 x 1 1/4"
1	COAA 3A540-B	Cylinder	2	20429-S8 Bolt-3/8"-24 x 1 1/4"
1	B8A 3562-B	Bracket-pump support	2	20469-S8 Bolt-3/8"-24 x 1 1/2"
1	COAA 3A575-B	Tube-return to control valve	1	21063-S8 Bolt-9/16"-18 x 2.00"
1	B3AZ 3C589-A	Kit-cylinder end mounting bushing	1	33799-S7 Nut-hex. hd. -3/8"-16
1	COAA 3590-C	Arm-steering sector shaft	10	34807-S Lockwasher-3/8"
1	B7AZ 3C590-A	Kit-piston rod end bushing	1	34850-S Lockwasher-9/16"
1	B8AZ 3A609-A	Insulator-hose	3	39883-S7 Screw-5/16"-18 x 1/2"
1	COAA 3A610-A	Retainer-hose insulator	1	45565-S8 Bolt-3/8"-24 x 4"
1	COAA 3A611-A	Bracket-hose insulator	1	45592-S Bolt-5/16"-18 x 4 1/2"
◆1	B9AZ 3A691-C	Pump, reservoir & pulley assy.	1	351059-S Nut-castle-1/2"-20
◆1	COAA 3A691-C	Pump, reservoir & pulley assy.	3	352981-S Washer-flat-3/8"
1	COAZ 3A713-A	Hose-return line	2	353992-S Washer-flat-3/8"
1	COAA 3A714-A	Tube-control valve to cylinder	1	354193-S Washer-flat-3/8"
1	COAA 3A717-A	Tube-control valve to cylinder end	1	359098-S Washer-flat-3/8"
1	COAZ 3A719-A	Hose-pressure line	1	370851-S8 Bolt-5/8"-18 x 1 1/8"
1	COAA 3A730-D	Valve-control	2	372093-S Nut-rivet-3/8"-16
60	S(8 cyl. 430)-with A/C		1	COSZ 3A633-C
Consists of the following				
2	B6A 2265-BB	Hose	1	20468-S8 Bolt-3/8"-16 x 1 1/2"
1	B5A 2344-A	Clamp-hose	2	20469-S8 Bolt-3/8"-24 x 1 1/2"
1	B9SS 3304-A	Rod-steering arm to idler	5	33799-S7 Nut-hex. hd. -3/8"-16
1	B8S 3351-A	Bracket-idler arm	3	33800-S8 Nut-hex. hd. -3/8"-24
1	B4A 3552-B	Kit-idler arm & bushing	1	33925-S7 Nut-jam-3/8"-24
1	COSS 3A540-A	Cylinder	2	34032-S7 Nut-castle-1/2"-20
1	B3AZ 3C589-A	Kit-cylinder end mounting bushing	5	34807-S8 Lockwasher-3/8"
1	B8E 3590-C	Arm-sector shaft	2	34808-S8 Lockwasher-7/16"
1	B7AZ 3C590-A	Kit-piston rod end bushing	2	34847-S8 Lockwasher-3/8"
1	B8AZ 3A610-A	Retainer-hose insulator	2	34920-S7 Lockwasher-3/8"
1	COSS 3623-B	Cap-wheel hub	4	40156-S8 Screw-tap. -5/16"-18 x 5/8"
1	COSS 3A691-H	Pump-reservoir & pulley assy.	1	44726-S8 Washer-flat-3/8"
1	COSS 3A713-A	Hose-return line	1	45218-S Nut-pal-3/8"-24
1	COSS 3A714-B	Tube-control valve to cyl.	2	45565-S8 Bolt-3/8"-24 x 4"
1	COSS 3A717-B	Tube-control valve to cyl. rod end	1	72035-S7 Pin-cotter-1/8" x 1.00"
1	COAA 3A730-D	Valve-control	1	87907-S8 Fitting-grease-1/4"-28
1	B8AZ 6A312-C	Pulley-crankshaft	1	87924-S8 Fitting-grease-1/4"-28
1	COAE 8620-A	Belt-V-drive	2	351059-S Nut-castle-1/2"-20
1	B8A 33550-A	Insulator-hose	1	351385-S7 Washer-flat-3/8"
1	B8S 33838-A	Bracket	1	352146-S Pin-roll-1/8" x 7/8"
3	20328-S	Bolt-3/8"-16 x 5/8"	1	352981-S Washer-flat-3/8"
2	20390-S8	Bolt-7/16"-14 x 1.00"	1	357629-S7 Lockwasher-11/32"
2	20408-S7	Bolt-3/8"-16 x 1 1/8"		
3B633-34 PLATE - STEERING COLUMN OPENING COVER				
63	A	Lower-movable column	1	C3AZ 3B634-A
64	A(Automatic Transmission)	Movable column	1	C4AZ 3B634-A
63/	A	Screw (plate to dash panel)-No. 14 x 5/8"	5	31498-S8(U253B)
3-3633 PIN - POWER STEERING PUMP ROTOR SHAFT				
60/	A, B, S, X	Eaton pump	1	LA 33633-A
3C636 SEAL - POWER STEERING CYLINDER STUD - Also refer to Group 3332				
63/	A	41/64" I. D. -1" long	1	C3AZ 3C636-A
63/	X	1 7/16" I. D. -2 3/32" long	1	C3DZ 3C636-A
64/	B		1	

◆ - Optional

YEAR	MODEL	DESCRIPTION	QTY.	PART NUMBER
3-3638 WASHER - POWER STEERING PUMP ADJUSTING BRACKET				
63/	A(8 cyl. 352, 390)-without A/C	35/64" I.D. - 1 1/16" O.D. - 1/16" thick	6	B4Q 33638-B
64/	S(with A/C)		5 or 6	
3-3640 INSULATOR ASSY. - POWER STEERING PUMP				
63	A(8 cyl. 352, 390)-without A/C	25/64" I.D. - 3/4" O.D. - 25/32" long	3	EAD 33640-A
64	A (8 cyl. 352, 390)		3	
64/	S(with A/C)		3	
3641 BOLT - STEERING COLUMN TUBE FLANGE TO TUBE				
60/	B, S, X	1/4"-28 x 3/4"	2	8M 3641-B
62	A (65B, 76B)		2	
63/	A		2	
60/	B, S, X	Nut-1/4"-28	2	351754-S33 (MM167)
62	A (65B, 76B)		2	
63/	A		2	
3A642 GASKET - POWER STEERING OIL RESERVOIR COVER				
60/64	A (8 cyl.)	5 29/64" O.D.	1	COAA 3A642-B
60	S		1	
61/64	S (without A/C)		1	
62	B (8 cyl.)		1	
63/64	B		1	
63/64	X (without A/C)		1	
60/64	A (6 cyl.)	4 5/32" O.D.	1	COAA 3A642-C
61/64	S (with A/C)		1	
62	B (6 cyl.)		1	
63/64	B, X (8 cyl.)-with A/C		1	
60	A, S	1 1/4" O.D. -use with wing nut	1	COAA 3A642-A
62/64	S		1	
62/64	B, X (8 cyl.)-with A/C		1	
3B642 BUSHING - MOVABLE STEERING COLUMN LOCKING LEVER PIVOT				
61/	S		1	C1SS 3B642-B
3A643 HOUSING ASSY. - POWER STEERING PUMP				
60/	A, B, S, X		1	C2SZ 3A643-A
60/	A, B, S, X	Seal (cover)-2 5/8" I.D.	1	87147-S91(T38)
3B644 BUTTON - MOVABLE STEERING COLUMN TO TRACK				
63/64	A(with Automatic trans.)		2	C3AZ 3B644-A
64/	S		1	
61/63	S		4	C1SS 3B644-B
3647 KIT - STEERING WORM BALL				
60/	A(exc. integral P/S)	Consists of 60 balls -.28125" dia. balls	1	B8A 3647-B
60	X (Saginaw)		1	
62/	B(except P/S)		1	
60	S		1	
61/64	S			
60/	B, X	Consists of 62 C5AR 3647-G balls-.25" diameter	1	C5AZ 3647-A
62	B (with P/S)		1	
3B648 BEARING - STEERING COLUMN PILOT				
61/63	S	Nylon	1	C1SS 3B648-B
3649 EMBLEM - STEERING WHEEL HUB - Also refer to Group 3623				
62	B(62C)		1	C2OZ 3649-C
63	B(65B)		1	
62/64	B (Fairlane "500")-with horn ring		1	C2OZ 3649-A
61/63	S		1	C1SS 3649-B
64/	S		1	C4SZ 3649-A
60/	X (with Horn Ring) -except Sprint models		1	C0DF 3649-B
3B649 BRACKET - MOVABLE STEERING COLUMN LOCKING ACTUATOR				
63	A		1	C3AZ 3B649-B
64	A(except S/T)		1	C4AZ 3B649-A
64/	S		1	
61/63	S		1	C1SS 3B649-A
61/	A, S	Screw & washer (bracket to transmission control selector)-No. 10-32 x 3/8"	3	42802-S8(U33)
		Washer-flat-No. 10		351256-S7(XX54)
63	A	Set screw (column lock)-5/16"-18 x 1.55"	1	377952-S2(UU26F)
		Nut-5/16"-18		34056-S8(M160)

FORD CAR PARTS

SECTION 36

YEAR	MODEL	DESCRIPTION	QTY.	PART NUMBER
3A650 KIT - POWER STEERING CONTROL VALVE REPAIR				
60	A, S	Consists of 1-AJ 33706-A Bushing 1-AJ 33703-A Seal 1-4146882 Bushing 1-4146881 Seal	1	B9AZ 3A650-A
61/62	A, B, S, X	Consists of 2-B4A 2428-A Ring 1-B9MM 33697-B Seal 1-C7OZ 3A729-A Cover 1-C2AA 3C513-A Seal 1-C2AZ 3C706-A Ring 1-C1AA 3A740-B Gasket 1-C2OA 3C513-A Seal 1-C2AZ 3A728-A Clamp 2-32873-S7 Screw	1	C2AZ 3A650-B
63/64	A		1	C3AZ 3A650-B
63/	B, X	Consists of 2-B4A 2428-A "O" ring 1-C2AZ 3A728-A Clamp 1-C1AA 3A740-C Gasket 2-C2OA 3C513-A Seal 1-C7OZ 3A729-A Cover 2-32873-S7 Screw 2-C2OZ 3A519-B Bushing	1	
3B650 PIVOT ASSY. - MOVABLE STEERING COLUMN				
63	A(with F/M/2 & C/M)		1	C3AZ 3B650-A
64	A		1	C4AZ 3B650-A
63	S		1	C3SZ 3B650-A
64	S		1	C4SZ 3B650-A
63	A(with F/M/2 & C/M)	Screw (pivot to flange)-5/16"-18 x 1/2" lock (BB574M)	3	376976-S7-8
61/	A, S	Nut(pivot to trans.control selector)-5/16"-18 Washer-flat-5/16"	1	33797-S7(M50) 44725-S8(X22)
3C651 KIT - POWER STEERING PISTON BOOT and INSULATOR				
60/62	A		1	C1AZ 3C651-A
62/63	B		1	
Consists of 2-C1AA 3A344-A Insulator 2-C3AA 3A345-A Washer 1-C1AA 3C528-B Boot				
63/64	A		1	C3AZ 3C651-A
63/	X		1	
64/	B		1	
Consists of 2-C1AA 3A344-A Washer 2-C3AA 3A345-A Insulator 1-C3AA 3C528-A Boot 1-C3AZ 3C755-A Clamp				
3A652 BRACKET - POWER STEERING CYLINDER MOUNTING				
61/62	A		1	C1AA 3A652-B
63/	A		1	C3AZ 3A652-A
62/	B, X		1	C2OZ 3A652-A
63	X(8 cyl.)		1	C3DZ 3A652-A
61/62	A	Bolt (bracket to frame)-3/8"-24 x 4 1/4"	1	373835-S8 (BB496C)
61/	A	Bolt (bracket to frame)-3/8"-16 x 1 1/2"	1	376058-S(BB157A)
62/	B	Bolt (bracket to underbody)	1or2	
63	X		1or2	
63	A	Bolt (bracket to frame)-3/8"-24 x 1 1/8"	1	350634-S(BB216)
62/	B	Bolt (bracket to underbody)-3/8"-24 x 3 1/2"	1	45549-S(B179)
64	X (6 cyl.)		1	
63	X	Bolt (bracket to underbody)-3/8"-16 x 3 1/4"	1	354580-S(BB167)
61/	A	Nut-3/8"-16-rivet type	2	375750-S8(MM120)
62/	B	Nut-3/8"-16-rivet type	2	375474-S8 (MM120B)
63/	X		1	377605-S7-8 (MM151G)
62/	A	Nut (bracket to frame)-3/8"-16	1	
62/	B, X	Nut (bracket to underbody)	1	
		Nut-3/8"-24	1	382832-S100 (MM169JF)
		Lockwasher-3/8"	3	34807-S8(X66)
62/	B	Washer-flat-3/8"	1	353992-S(XX127)
62/	A		5	
63/	X		3	
62	A	Washer-flat-1/2"	1	356474-S18(XX183)
63	A	Washer-flat-7/16"	2	44730-S8(X26)

YEAR	MODEL	DESCRIPTION	QTY.	PART NUMBER
3B653 INSULATOR - MOVABLE STEERING COLUMN PIVOT				
62/63	S	"From 4/13/62"	1	C2SZ 3B653-A
63/	A		1	
64/	S		1	C4SZ 3B653-A
3B654 BUSHING - MOVABLE STEERING COLUMN PIVOT				
61/62	S	"Before 4/13/62" 7/16" I. D. -1/2" long-Nylon	2	C1SZ 3B654-B
64/	S		2	
62/63	S	"From 4/13/62" 7/16" I. D. -21/64" long-Nylon	2	C2SZ 3B654-A
63/	A		2	
3657 RETAINER - STEERING WHEEL HUB CAP				
61/64	S		1	C1SS 3657-C
3A657 KIT - STEERING SECTOR SHAFT ADJUSTING SHIM				
60/	A, B, X	Consists of 4 shims	1	B8AZ 3A657-A
60/64	S		1	
60	X (with Saginaw steering gear)	Thrust washer	1	
3A658 SPACER - POWER STEERING CONTROL VALVE SPOOL - SLEEVE END BUSHING				
61/64	A		1	C1AA 3A658-A
63/	B, X		1	
61/	A, B, X	Washer-flat (spacer retainer)-5/8"	1	370232-S(XX207)
3B658 PLATE - MOVABLE STEERING COLUMN LOCKING				
63	S		1	C3SZ 3B658-A
3B659 BRACKET ASSY. - MOVABLE STEERING COLUMN TO TRACK - LOWER				
63	A		1	C3AZ 3B659-B
61/63	S		1	C1SS 3B659-C
61/63	S	Bolt (bracket to transmission control selector)-5/16"-18 x 5/8"	2	373638-S7-8 (BB817F)
		Nut-5/16"-18		33797-S7 (M50)
3660 INSERT - STEERING WHEEL HUB CAP RETAINER				
62	B(62C)	1 19/32" O. D.	1	C2OZ 3660-A
63	B(65B)		1	
61/64	S	2 3/16" O. D.	1	C1SS 3660-B
3C660 WASHER - STEERING SHAFT COUPLING BOLT				
61/	A, B, S, X	19/64" I. D. & 25/64" I. D. -5/8" O. D.	AR	C3OZ 3C660-A
3B661 LEVER ASSY. - MOVABLE STEERING COLUMN LOCKING				
63	A		1	C3AZ 3B661-B
64/	A		1	C4AZ 3B661-A
61/63	S		1	C1SS 3B661-E
64/	S		1	C4SZ 3B661-A
63/	A	Stud (lever to track)-5/16"-18 x 3/8"-16 x 3 25/64" hex. shoulder	1	378212-S2(WW121)
64/	S	Stud (to track)-3/8"-16 & 5/16"-18 x 2.36"	1	378972-S2(WW124)
		Nut-3/8"-16		34057-S8(M161)
		Lockwasher-3/8"		34807-S8(X66)
		Washer-flat-33/64"		371703-S(XX179)
		Washer-spring-33/64"		356460-S8(XX369)
3B664 SPRING - MOVABLE STEERING COLUMN TRACK LOCKING				
63/	A	Lever-1 11/16" long-10 1/2 coils	1	C3AZ 3B664-A
64/	S		1	
61/63	S	1 13/16" long-13 coils	2	C1SS 3B664-B
3B666 BRACKET - MOVABLE STEERING COLUMN TRACK STOP				
61/63	S		1	C2SZ 3B666-A
61/63	S	Bolt (bracket to track)-5/16"-24 x 3/4"-shoulder	1	350756-S8(BB697)
61/63	S	Bolt (bracket to track)-5/16"-18 x 7/8"-square neck	1	373629-S7-8 (BB688C)
		Nut-5/16"-18		33797-S7 (M50)
		Washer-flat-5/16"		44722-S8(X19)
3668 CLAMP - STEERING COLUMN TO INSTRUMENT PANEL				
60/	X	Clamp Assy.	1	C0DF 3668-BP
60/	X	Nut (clamp to pedal support)-5/16"-24	2	33798-S8(M62)
		Lockwasher-5/16"		34806-S7(X64)

YEAR	MODEL	DESCRIPTION	QTY.	PART NUMBER
3B669 SHAFT & TORSION BAR ASSY. - POWER STEERING GEAR INPUT				
64	S	Pink paint at end of bar	1	C3VY 3B669-A
62/64	S	With side arm clamp type coupling	1	
61	S	Pin (shaft)-3/16" x 1 1/8"-spring	1	305086-S(NN108A)
3B669 KIT - TORSION BAR ASSY. and SLEEVE BEARING				
61/63	S (with pin lock type coupling & short shaft)	Consists of 1-C2SZ 3B669-K Bar 1-C2SZ 3B673-A Bearing	1	C2SZ 3B669-M
3670 ADAPTOR ASSY. - POWER STEERING PUMP TO RESERVOIR - Also refer to Group 3B726				
63	A(8 cyl. 260, 289)-with A/C		1	C3AZ 3670-A
64	A(6 cyl.)-without A/C		1	
64	A(8 cyl. 289,352,390)-with H/D alternator & A/C		1	
63/	X (8 cyl.)-with A/C		1	
63	B (8 cyl.)-with A/C "Before 3/11/63"		1	
63	A(6 cyl. & 8 cyl. 352, 390)		1	C3AZ 3670-B
64	A(6 cyl. & 8 cyl. 352, 390)-with H/D alternator without A/C		1	
63/	B(8 cyl.)-with A/C "From 3/11/63"		1	C3OZ 3670-A
64	S(with A/C)	Reservoir inlet tube	1	C4SZ 3670-A
3A670 ADJUSTER ASSY. - STEERING WORM THRUST BEARING				
61	A	Use with C1MR 3504-C & D	1	C3AZ 3A670-A
62/	A		1	
62/	B		1	
60/	X		1	C3DZ 3A670-C
3B671 KIT - POWER STEERING SLEEVE, SHAFT and TORSION BAR ASSY.				
60/64	S	With side arm clamp type coupling- consists of - 1-C2VR 3B708-D Sleeve 1-C3VY3B669-A Shaft	1	C3VY 3B671-A
3672 INSULATOR - HORN BUTTON				
60	S		1	B8S 3672-A
3673 INSULATOR - HORN RING				
60/61	A		3	B5A 3673-A
60	S		1	B8S 3673-A
3A673 COVER - STEERING COLUMN OPENING or NEUTRAL SWITCH				
60	A (with C/M)	Opening	1	C1AF 3A673-AP
60/62	A (with F/M/2)		1	
60/62	A (with S/T)	Opening	1	C1AF 3A673-BP
61/62	A(with C/M)-except 65B, 76B	Opening	1	C2AZ 3A673-A
63	A (moveable column)	Opening	1	C3AZ 3A673-B
64	A(moveable column) NOTE 1	Opening	1	C4AZ 3A673-A
60/	A	Screw (cover to instrument panel)-No. 8- 15 x 3/4"-oval head-self-tapping	2	52360-S13(U294)
		Spring-nut-No. 8		353464-S8(MM248)
3B673 BEARING ASSY. - POWER STEERING CONTROL VALVE SLEEVE				
60/64	S	Double row input shaft ball bearing	1	C2SZ 3B673-A
61/64	S		1	C1VR 3B673-A
3674 INSULATOR - STEERING COLUMN LOWER FLANGE - Also refer to Group 3B564				
60	A		1	B9A 3674-A
3A674 PUMP ASSY. - POWER STEERING				
61/64	A (8 cyl. 352, 390)	Less reservoir & pulley	1	C2AZ 3A674-A
61/62	A (8 cyl. 289, 292)	Eaton-less reservoir & pulley	1	C2AZ 3A674-B
61/	A (6 cyl.)		1	
60	A (6 cyl. & 8 cyl. 292, 352)		1	
62/64	B, X(6 cyl.)		1	
62/63	B(8 cyl.)-with A/C		1	
60	S		1	
63	A, B, X(8 cyl. 260, 289)-without A/C	Eaton-less reservoir & pulley	1	C3AZ 3A674-A
64	A(8 cyl. 289)-without A/C	Eaton-less reservoir & pulley	1	C4AZ 3A674-A
64	B, X(8 cyl.)		1	
62/64	S	Less reservoir & pulley	1	C3SZ 3A674-A
3B674 COVER - MOVEABLE STEERING COLUMN OPENING				
61/	S		1	C1SS 3B674-A

NOTE 1 - For fixed column cover refer to Body Group 01698-9

YEAR	MODEL	DESCRIPTION	QTY.	PART NUMBER
3A675 KIT - POWER STEERING CONTROL VALVE CENTERING SPRING				
60	A, S	Consists of 1-353618-S100 Nut 1-AJ 33704-A Spring 1-353622-S100 Washer 1-AJ 33712-A Plate 1-AJ 33707-A Spacer 2-AJ 3799-A Washer	1	B9AZ 3A675-A
61/62	A	Consists of 1-C1AA 3A594-A Spring 1-AJ 33707-B Spacer 2-B9M 3799-A Washer 2-372300-S Washer	1	C1AZ 3A675-A
63/64	A	Consists of 1-C3AA 3A594-A Spring 1-AJ 33707-B Spacer 1-C2AZ 3C706-A Ring 2-B9M 3799-A Washer 2-372300-S Washer	1	C3AZ 3A675-A
64	B	Consists of 1-C3DA 3A594-A Spring 1-AJ 33707-B Spacer 1-C2AZ 3C706-A Seal 2-B9M 3799-A Washer 2-372300-S Washer	1	C3OZ 3A675-A
63/64	X	Consists of 1-C3DA 3A594-B Spring 1-AJ 33707-B Spacer 1-C2AZ 3C706-A Seal 2-B9M 3799-A Washer 2-372300-S Washer	1	C3DZ 3A675-A
62/63	B		1	
3C675 GASKET - POWER STEERING OIL RESERVOIR FILLER CAP				
61/	A(8 cyl.)		1	C1AA 3C675-A
63/	X		1	
3676-8 BRACKET - STEERING COLUMN TO INSTRUMENT PANEL				
63	A(fixed column)		1	C3AZ 3678-A
63	A(moveable column)-with F/M/2 & C/M	Column to track-upper	1	C3AZ 3678-B
64	A(fixed column)		1	C4AZ 3678-A
64/	A(moveable column)	Column to track-upper	1	C4AZ 3678-B
62/	B		1	C2OZ 3678-B
64/	S	Column to track-upper	1	C4SZ 3678-A
60/	X		1	CODF 3676-AP
60/	A	Bolt (brkt. to instrument panel)-5/16"-24 x 1 1/4"	2	20427-S8(B158)
61/	A	Bolt (bracket to cover plate)-5/16"-18 x 3/4"	2	20346-S8(B50)
60	S	Screw (bracket to pedal support bracket) 5/16"-24 x 3"	2	351757-S8(BB30)
61	S (fixed column)	Bolt (bracket to instrument panel)-3/8"-16 x 1 1/8"	6	371186-S(BB441)
61	S (fixed column)	Screw (upper bracket to trans. control selector)- 5/16"-18 x 3/4"-washer head	2	359662-S7-8 (BB575A)
		Locknut-5/16"-18		34392-S7(M93)
		Nut-5/16"-24		33798-S7-8(M62)
		Lockwasher-5/16"		34806-S7(X64)
		Lockwasher-5/16"-external tooth		34941-S7
		Washer-flat-5/16"		44722-S8(X19)
3C677 SUPPORT - POWER STEERING OIL RESERVOIR FILTER ELEMENT				
62/	S(without A/C)	"From 5/1/62"	1	B8SZ 3C677-A
62/	A, B	"From 5/1/62"	1	
63/	X		1	
62/	S(with A/C)	"From 5/1/62"	1	C2SZ 3C677-A
3C680 INSERT - STEERING WHEEL TRIM				
60	S		3	B8SZ 3C680-A
3685 KEY - IGNITION and DOOR LOCK - BLANK				
60/64	A, B, S, X		1	B9A 3685-A
3B688 SPRING - POWER STEERING OIL RESERVOIR FILTER ELEMENT RETAINING				
62/	A, (B without A/C)	"From 5/1/62"	1	C2SZ 3B688-A
62/64	S(without A/C)	"From 6/1/62"	1	
63/	X(without A/C)		1	
62/64	B(8 cyl.)-with A/C	"From 5/1/62"	1	C2SZ 3B688-B
62	A(6 cyl. & 8 cyl. 260)-with A/C		1	
62/64	S(with A/C)	"From 6/1/62"	1	
63/	X (8 cyl.)-with A/C		1	
62	S(without A/C)	"Before 6/1/62"	1	B8AZ 3B688-A

FORD CAR PARTS

SECTION 36

85

YEAR	MODEL	DESCRIPTION	QTY.	PART NUMBER
3689 LOCK CYLINDER and KEYS - GLOVE and LUGGAGE COMPARTMENT, TAIL GATE, LIFT GATE or BACK DOOR				
60	A(except 59, 71)		1	B9A 3689-A
63/64	A(71)-manual		1	
61	A		1	
60	A(59, 71)		1	B9A 3689-B
60	S(76A)		1	B9S 3689-A
		For Balance of Lock Sets - Refer to Appropriate Chassis & Body Groups		
3691 HOSE - POWER STEERING RESERVOIR TO PUMP				
60	A-6 cyl.	13 7/8" long-make from B9C 3691-A	1	★C0AA 3691-A
61/62	A-6 cyl. (with A/C)	14 5/8" long-make from B9C 3691-A	1	★C1AA 3691-A
63/	A (6 cyl.)	15 5/8" long	1	C3AZ 3691-A
63/	A (8 cyl. 352, 390), B(8 cyl.)-with A/C	11 1/4" long-make from C3AZ 3691-A	1	★C3AA 3691-G
63/	A(8 cyl. 260, 289)-with A/C	13 1/4" long-make from C3AZ 3691-A	1	★C3AA 3691-H
64	A(8 cyl. 352, 390)-with A/C	12 1/8" long-make from C3AZ 3691-A	1	★C4AA 3691-A
62	B (with A/C)	7 3/8" long-make from B3T 4090-B	1	★C2OA 3691-A
61/62	S(with A/C)	"Before 6/1/62" 1/2" I. D. -11 5/8" long-cut from B9C 3691-A	1	★C1SS 3691-B
62/63	S(with A/C)	"From 6/1/62" 3/4" I. D. -10 5/8" long	1	C2SZ 3691-A
64	S	9 1/4" long-make from C2SZ 3691-A	1	★C3AA 3691-D
63/	X(8 cyl.)-with A/C	8 1/8" long-make from C2SZ 3691-A	1	★C3DA 3691-A
3A691 PUMP, RESERVOIR & PULLEY ASSY. - POWER STEERING -Replaced by details (3A674, 3A697, 3A732, 3A733) -except as listed below				
61/62	A(8 cyl. 292)-with A/C		1	C2AZ 3A691-F
63	A(8 cyl. 260, 289)-without A/C		1	C3AZ 3A691-B
62/	B(6 cyl.)		1	C2OZ 3A691-E
63	B(8 cyl.)-without A/C		1	C3AZ 3A691-A
63	S (without A/C)		1	C3SZ 3A691-A
63/64	X(8 cyl.)-without A/C	"Before 1/6/64"	1	C3DZ 3A691-A
64	X(6 cyl.)-without A/C	"Before 3/2/64"	1	★C4DZ 3A691-B
64	X(6 cyl.)-with A/C	"From 3/2/64"	1	
60	S(8 cyl. 430)	Nut (pump to adjusting bracket)-3/8"-16	2	33799-S7(M52)
		Lockwasher-3/8" internal tooth		★34920-S7
		Washer-flat-3/8"		351385-S8(XX158)
3A696 PUMP and PULLEY ASSY. - POWER STEERING - Replaced by details (3A674 & 3A733)-except as listed below				
63	A(8 cyl. 352, 390)-without A/C		1	C3AZ 3A696-C
61/62	S(with A/C)		1	C2SZ 3A696-C
63	S(with A/C)		1	C3SZ 3A696-A
3A697 RESERVOIR ASSY. - POWER STEERING OIL - Also refer to Group 3A699				
60/62	A, S(8 cyl.)	Includes outlet tube	1	C2AZ 3A697-B
64	A(8 cyl. 352, 390)		1	
62	B (8 cyl.)		1	
63	A (8 cyl.)	"Before 11/15/62" Includes outlet tube	1	C3AZ 3A697-E
64	A (8 cyl. 352, 390)-with A/C or H/D alternator		1	C4AZ 3A697-B
63/	X(8 cyl.)-with A/C		1	
64	A(6 cyl.)-without A/C		1	C5ZZ 3A697-A
64	A(8 cyl. 289)-with A/C		1	
62	B(8 cyl.)-with A/C	Includes outlet tube-Not replaced	1	★C2OZ 3A697-B
63/	B, X (6 & 8 cyl.)-without A/C	Includes outlet tube	1	C3OZ 3A697-A
63/	A (8 cyl. 260, 289)-without A/C		1	
63/	B(8 cyl.)-with A/C	Includes outlet tube & bracket	1	C3OZ 3A697-C
64	X(8 cyl.)-with A/C		1	
61/64	S(with A/C)		1	C4SZ 3A697-B
60/	A	Bolt (Reservoir to fender apron)-5/16"-24 x 3/4"	2	20347-S8(B156)
61/64	S with A/C	"Before 9/18/63"	2	
63/	X(8 cyl.)-with A/C	Bolt (reservoir to fender apron)-5/16"-24 x 1"	2	20387-S8(B157)
60/	A(6 cyl.)	Locknut-5/16"-24	2	34443-S7-8(M79)
63/	X(8 cyl.)-with A/C		2	
61/63	S(with A/C)	Locknut-5/16-24		354299-S2(MM156)
62/	B(8 cyl.)-with A/C	Screw (reservoir to fender apron)-5/16"-18 x 1/2" tapping	2	40923-S8(U264)
64	S(with A/C)	"From 9/18/63" Bolt (to fender apron)-1/4"-20 x 7/8"	2	370519-S(BB125)
		Lockwasher-1/4"		351274-S7(XX298)

YEAR	MODEL	DESCRIPTION	QTY.	PART NUMBER
3C697 SPRING - POWER STEERING HOSE				
62/	B		1	C2OZ 3C697-A
3A698 COVER ASSY. - POWER STEERING PUMP HOUSING				
63/64	B, X		1	C3OZ 3A698-A
60	S (8 cyl. 430)		1	
60	S (8 cyl. 352)		1	C0AA 3A698-A
60/	A		1	
62	B		1	
61/	S		1	B9MM 3A698-A
62/	S	Pin (cover to housing)-5/16" x 3/4"	2	357648-S8(NN55)
60/62	A (1930/61 S)	Bolt (cover to housing)-3/8"-16 x 2"	2or3	20522-S8(B89)
63/	B, X(6 & 8 cyl.)	Bolt (cover to housing)-3/8"-16 x 2 1/8"	1	370967-S(BB158)
63/	B (8 cyl.)	Bolt (cover to housing)-3/8"-16 x 3 3/4"	1	377957-S7-8
63/	X(8 cyl.)		2	(BB169A)
60/	A, B, S, X	Seal (cover)-2 5/8" I.D.	1	87147-S92(T38)
3-3698 BOLT - POWER STEERING CONTROL VALVE SPOOL				
60/	A (1960 S)	5/16"-24-overall length 5 1/16"	1	AC 33698-A
62/	B, X		1	
63/	X	Nut-5/16"-24	1	353618-S100 (MM141)
60/	A, B (1960 S)	Locknut-5/16"-24		34443-S7-8(M79)
		Washer-flat-5/16"		44722-S8(X19)
60/	A (1960 S)	Pin-straight (bolt retainer)-1/8" x 1"	1	370235-S(NN102)
62/	B, X		1	
3A699 BODY ASSY. - POWER STEERING OIL RESERVOIR - Also refer to Group 3A697				
63/	A(6 & 8 cyl.)-fender mounted	Includes outlet tube & bracket	1	C3AZ 3A699-A
61/	S		1	C2SZ 3A699-B
60/	A, B, S, X	Pin (cam to pump rod)-1/8" x 1/4"	1	370903-S(NN53)
60/	A	Gasket (valve)-rubber-1/4" I. D.	1	372144-S(XX90)
3B699 SEAL - POWER STEERING CONTROL VALVE SPOOL ADJUSTER				
61/	S	1 7/32" O. D. -35/64" shaft diameter	1	C0LR 3B699-A
62	S	Inlet seat pressure-5/16" I. D. -Blue stripe	1	C2AZ 3B699-A
3A700 ORIFICE - POWER STEERING TUBE SEAT				
60/	B, X	3/8" tube	1	C0AA 3A700-A
60/64	A		1	
60	S		1	
61/	S		1	C1SS 3A700-A
3B700 ADJUSTER - POWER STEERING CONTROL VALVE SPOOL				
61/	S		1	C0LR 3B700-A
3B703 SPACER - STEERING COLUMN UPPER BEARING SPRING				
64	S		1	C4SZ 3B703-A
3C703 SPACER - STEERING GEAR HOUSING SEAL				
62/64	S	"From 6/1/62" 1.64" I. D. -1.74" O. D. -use between sector shaft seals	1	C2SZ 3C703-A
3C705 CAP - POWER STEERING CONTROL VALVE SPOOL CENTERING SPRING				
60	S		1	AC 33705-A
60/62	A	"Before 2/15/62"	1	
62/	A, B, X	"From 2/15/62"	1	C2AZ 3C705-A
60	S	Bolt (cap to adapter)-1/4"-20 x 1 1/2"	2	353620-S100
60/	A, B, X		2	(BB18)
		Lockwasher-1/4"		34805-S8 (X62)
3C705 KIT - P/S CONTROL VALVE SPOOL CENTERING SPRING CAP				
62/	A, B, X	Consists of (1) C2AZ 3C705-A cap (1) C2AZ 3C706-A "O" ring (1) B9M 33712-A plate (2) 358533-S screw & washer	1	C2AZ 3C705-B
3-3705 CAP - POWER STEERING CONTROL VALVE SPOOL CENTERING SPRING -Refer to Group 3C705				
3A706-7 STOP - STEERING ARM				
60/62	X	"Before 10/15/61"	1	C0DD 3A706-C
		R. H.	1	C0DD 3A707-C
		L. H.		
62/64	X (without P/S)	"From 10/15/61"	1	C2DZ 3A706-A
		R. H.	1	C2DZ 3A707-A
		L. H.		
64	X(6 cyl.)-with P/S		1	C3DZ 3A706-B
		R. H.	1	C3DZ 3A707-B
		L. H.		
61/	X	Nut (stop to arm)-7/16"-20	4	34671-S8(M67)

FORD CAR PARTS

SECTION 37

87

YEAR	MODEL	DESCRIPTION	QTY.	PART NUMBER
3C706 SEAL - POWER STEERING CONTROL VALVE SPOOL CENTERING SPRING CAP				
62/	A, B, X	"From 2/15/62"	1	C2AZ 3C706-A
3707 NUT - STEERING WORM THRUST BEARING				
60/	A, B, S		1	B8A 3707-A
60	X	Saginaw steering gear	1	
61/	X		1	C3DZ 3707-A
3708 CAP - POWER STEERING CONTROL VALVE SPOOL ADJUSTER				
61/64	S	1 1/4" O. D. - 1" - 20 thread	1	C3SZ 3708-A
61/64	S	Seal (Cap) - 7/8" I. D.	1	87022-S94(TTE)
3C708 WASHER - STEERING COLUMN SOCKET - THRUST				
63/64	A (with Automatic Trans.)		1	C3AZ 3C708-A
64	S		1	C4SZ 3C708-A
3B710 WIRE and TERMINAL - STEERING SHAFT GROUND				
63/64	A (moveable column)	4 29/32" long-cut from B6A 14296-C	1	★C3AA 3B710-A
63	S	"Before 4/8/63"	1	
63/	S	"From 4/8/63"	1	★C3SA 3B710-A
63/64	A	Retainer (wire) - 1/4" spring	1	377938-S7-8(RR4)
3A711 KIT - POWER STEERING PUMP IMPELLER REPAIR				
60/	A, B, S, X	Use with Eaton roll type pump-consists of 1-C0AA 3B561-A Carrier 1-C0AA 3B585-A Insert 6-KD 33684-A Roller	1	B9MY 3A711-A
3-3712 PLATE - POWER STEERING CONTROL VALVE				
61/	A, B, X		1	B9M 33712-A
3A713 HOSE ASSY. - POWER STEERING RETURN LINE - Refer to Group 3A719				
3A714 HOSE ASSY. - POWER STEERING CONTROL VALVE TO CYLINDER - Refer to Group 3A719				
3C716 INSULATOR ASSY. - STEERING GEAR				
63/	S	7/16"-14-2 3/4" O. D.	3	C3SZ 3C716-B
3A717 TUBE ASSY. - POWER STEERING CONTROL VALVE TO CYLINDER - ROD END - Refer to Group 3A719				
3B718 SUPPORT ASSY. - STEERING COLUMN				
63	A	Retainer	1	C2UZ 3B718-A

3A719 POWER STEERING HOSE - APPLICATION CHART

All power steering hoses are listed under basic number 3A719. The description column indicates functions of the parts.

When hose assemblies are no longer available for service the detail parts must be used.

These are listed in assembly part number sequence beginning on page 89.

Also see assembly instructions and related illustrations beginning on page 91.

YEAR	MODEL	DESCRIPTION	APPROX. DEVEL. LENGTH (INCHES)	QTY.	PART NUMBER
- A -					
60	A-6 & 8 cyl.	Control valve to pump-return	30 1/4	1	C3AZ 3A713-C
	-6 & 8 cyl.	Valve to cylinder	21 1/4	1	C0AA 3A714-A
	-6 & 8 cyl.	Cylinder to valve	20 7/8	1	C0AA 3A717-A
	-6 cylinder	Pump to control valve-pressure	31	1	C0AZ 3A719-B
	-8 cylinder	Pump outlet tube to valve-pressure	27	1	C0AZ 3A719-A
	-8 cylinder	Pump outlet tube-pressure		1	AK 3394-A
61/62	A-6 & 8 cyl.	Control valve to pump-return	30 1/4	1	C3AZ 3A713-C
	-6 & 8 cyl.	Valve to cylinder	8 5/16	1	C1AA 3A714-A
	-6 & 8 cyl.	Cylinder to valve	8 5/16	1	C1AA 3A714-A
	-6 cylinder	Pump to control valve-pressure	36	1	C1AA 3A719-C
	-8 cylinder	Pump to control valve-pressure	34	1	C1AA 3A719-D

3A719 POWER STEERING HOSE - APPLICATION CHART - continued

YEAR	MODEL	DESCRIPTION	APPROX. LEVEL LENGTH (INCHES)	QTY.	PART NUMBER		
- A -							
63	A-6 & 8 cyl. -6 & 8 cyl. -6 & 8 cyl. -6 cylinder -8 cyl, 260, 289-w/A/C -8 cyl, 260, 289-w/o A/C -8 cyl, 352, 390	Control valve to pump-return	30 1/4	1	C3AZ 3A713-C		
		Valve to cylinder	8 1/4	1	C3AZ 3A714-A		
		Cylinder to valve	8 1/4	1	C3AZ 3A717-A		
		Pump to control valve-pressure	34	1	C3AZ 3A719-D		
		Pump to control valve-pressure	35	1	C3AZ 3A719-A		
		Pump to control valve-pressure	29	1	C4AZ 3A719-A		
		Pump to control valve-pressure	32	1	C3AZ 3A719-C		
64	A-6 cylinder -8 cyl, all exc, 289 -8 cyl, 289-w/A/C -8 cyl, 289-w/o A/C -8 cylinder -8 cylinder -8 cyl, 260, 289 -8 cyl, 352, 390-w/o A/C -8 cyl, 352, 390-w/A/C	Control valve to pump-return	30 1/4	1	C3AZ 3A713-C		
		Valve to cylinder	8 1/4	1	C3AZ 3A714-A		
		Cylinder to valve	8 1/4	1	C3AZ 3A717-A		
		Pump to control valve-pressure	34	1	C3AZ 3A719-D		
		Control valve to pump-return	30 1/4	1	C3AZ 3A713-C		
		Control valve to pump-return	36 3/4	1	C4AZ 3A713-A		
		Control valve to pump-return	27 5/8	1	C4AZ 3A713-B		
		Valve to cylinder	8 1/4	1	C3AZ 3A714-A		
		Cylinder to valve	8 1/4	1	C3AZ 3A717-A		
		Pump to control valve-pressure	29	1	C4AZ 3A719-A		
		Pump to control valve-pressure	32	1	C3AZ 3A719-C		
		Pump to control valve-pressure	31	1	C4AZ 3A719-B		
		- B -					
		62	B-6 cylinder -8 cyl. -w/A/C -w/o A/C	Control valve to pump-return	45	1	C2OZ 3A713-E
Valve to cylinder	8 7/16			1	C2OZ 3A714-A		
Cylinder to valve	9 1/8			1	C2OZ 3A719-A		
Pump to control valve-pressure	40			1	C2OZ 3A719-D		
Control valve to pump-return	49 3/4			1	C2OZ 3A713-F		
Control valve to pump-return	40			1	C2OZ 3A713-D		
Valve to cylinder	8 7/16			1	C2OZ 3A714-A		
Cylinder to valve	9 1/8			1	C2OZ 3A717-A		
Pump to control valve-pressure	41			1	C2OZ 3A719-C		
63	B-6 cylinder -8 cyl. -w/A/C -w/o A/C -w/A/C -8 cylinder-w/o A/C			Control valve to pump-return	47	1	C3OZ 3A713-B
		Valve to cylinder	8 7/16	1	C2OZ 3A714-A		
		Cylinder to valve	9 1/8	1	C2OZ 3A717-A		
		Pump to control valve-pressure	44 1/2	1	C3OZ 3A719-B		
		Control valve to pump-return	53 1/2	1	C3OZ 3A713-C		
		Control valve to pump-return	41 1/2	1	C3OZ 3A713-A		
		Valve to cylinder	8 7/16	1	C2OZ 3A719-A		
		Cylinder to valve	9 1/8	1	C2OZ 3A717-A		
		Pump to control valve-pressure	38	1	C3OZ 3A719-C		
		Pump to control valve-pressure	38 1/2	1	C3OZ 3A719-A		
		64	B-6 cylinder -8 cyl. -w/A/C -w/o A/C	Control valve to pump-return	47	1	C3OZ 3A713-B
Valve to cylinder	8 1/2			1	C3OZ 3A714-A		
Cylinder to valve	9 1/8			1	C3OZ 3A717-A		
Pump to control valve-pressure	44 1/2			1	C3OZ 3A719-B		
Control valve to pump-return	53 1/2			1	C3OZ 3A713-C		
Control valve to pump-return	41 1/2			1	C3OZ 3A713-A		
Valve to cylinder	8 1/2			1	C3OZ 3A714-A		
Cylinder to valve	9 1/8			1	C3OZ 3A717-A		
Pump to control valve-pressure	38 1/2			1	C3OZ 3A719-A		
- S -							
60	S			Control valve to pump-return	27	1	C0SS 3A713-A
		Control valve to cylinder	18 1/2	1	C0SS 3A714-B		
		Cylinder to valve	18 1/2	1	C0SS 3A717-B		
		From pump outlet tube to valve-pressure	25	1	B9SZ 3A719-A		
		Pump outlet tube-pressure		1	AK 3494-A		
61/62	S	From gear to pump-return	27	1	C0SS 3A713-A		
		Pump to gear-pressure	30 1/2	1	C3SZ 3A719-A		

3A719 POWER STEERING HOSE - APPLICATION CHART - continued

YEAR	MODEL	DESCRIPTION	APPROX. DEVEL. LENGTH (INCHES)	QTY.	PART NUMBER
- S -					
63/	S	From w/s wiper motor tube to pump - return-cut to size-from B4C 4090-A bulk hose to fit from w/s wiper motor tube to reservoir or pump	AR	1	@ * 3A005
	1963	Pump to gear-pressure	30 1/2	1	C3SZ 3A719-A
	1964	Pump to gear-pressure	39 1/2	1	C4SZ 3A719-A
	1965	Pump to gear-pressure	39 1/2	1	C5SZ 3A719-B
	1965/66	From pump outlet tube to gear-pressure	28 1/2	1	C5SZ 3A719-A
		Pump outlet tube-pressure		1	C5SZ 3494-B

- X -					
63/64	X-6 cylinder	Control valve to pump-return	46 1/2	1	C3DZ 3A713-A
		Control valve to cylinder	9	1	C3DZ 3A714-A
		Cylinder to valve	9 1/2	1	C3DZ 3A717-A
	"Before 3/2/64"	Pump to control valve-pressure	22	1	C3DZ 3A719-A
	"From 3/2/64"	Pump to control valve-pressure	40	1	C4DZ 3A719-A
	-8 cylinder	Control valve to pump-return	49	1	C3DZ 3A713-D
		Valve to cylinder	9 1/2	1	C3DZ 3A714-B
		Cylinder to valve	10	1	C3DZ 3A717-B
		Pump to control valve-pressure	54 1/1	1	C3DZ 3A719-B

YEAR	MODEL	DESCRIPTION	QTY.	PART NUMBER
61/	A, S	Clamp-5/8" dia. -spring wire (3A713 hose to pump)	AR	97328-S35(E1C)
64	A(8 cyl. 352, 390)	Nut-7/16"-24 (3A719 hose to valve)	1	87943-S8(I-21)
64	A(8 cyl. 352, 390)	Nut-5/8"-18 (3A719 hose to pump)	1	87945-S8(I-23)

3A719 POWER STEERING HOSE - continued

INSTALLATION INSTRUCTIONS FOR REPLACING P/S HOSE ASSEMBLIES WITH UNIVERSAL FITTINGS

1. Keep old hose as a guide for length and shape.
2. Assemble new hose, using illustration on page 91 as a guide.
3. Fittings may be reused if rubber portion of hose subsequently requires replacement.

HOSE ASSEMBLY	REPLACED BY	
	BULK HOSE or TUBING - LENGTH IN INCHES	FITTINGS, ETC. (USE QUANTITY SHOWN)
C0SS 3A713-A	C7AZ 3A005-A(27)	None Required
C2OZ 3A713-D	C7AZ 3A005-A(32)	C7OZ 3A713-E (1), B5A 2344-A (1)
C2OZ 3A713-E	C7AZ 3A005-A(37)	C7OZ 3A713-E (1), B5A 2344-A (1)
C2OZ 3A713-F	C7AZ 3A005-A(42)	C7OZ 3A713-E (1), B5A 2344-A (1)
C3AZ 3A713-C	C7AZ 3A005-A(35), C7AZ 3A609-A(3)	C7AZ 3A713-H (1), C9AZ 8287-A
C3DZ 3A713-A	C7AZ 3A005-A(31)	C7SZ 3A713-B (1), B5A 2344-A (1)
C3DZ 3A713-D	C7AZ 3A005-A(39 1/2), C7AZ 3A609-A(3)	C7DZ 3A713-B (1), B5A 2344-A (1)
C3OZ 3A713-A	C7AZ 3A005-A(31)	C7OZ 3A713-D (1), B5A 2344-A (1)
C3OZ 3A713-B	C7AZ 3A005-A(37)	C7OZ 3A713-D (1), B5A 2344-A (1)
C3OZ 3A713-C	C7AZ 3A005-A(42)	C7OZ 3A713-D (1), B5A 2344-A (1)
C4AZ 3A713-A	C7AZ 3A005-A(37)	C7AZ 3A713-G (1), B5A 2344-A (1)
C4AZ 3A713-B	C7AZ 3A005-A(27 1/2)	C7AZ 3A713-G (1), B5A 2344-A (1)
C0AA 3A714-A	C7AZ 3B722-A(6)	C7AZ 3E576-D (2), 87944-S8 (2)
C0SS 3A714-B	C7AZ 3B722-A(6)	C7AZ 3E576-D (2), 87944-S8 (2)
C1AA 3A714-A	C7AZ 3B722-A(6)	C7AZ 3E576-D (2), 87944-S8 (2)

@ Cut to appropriate length from C7AZ 3A005-A (3/8" I. D. -5/8" O. D.) bulk hose and use (2) B5A 2344-A clamps

3A719 POWER STEERING HOSE - continued

HOSE ASSEMBLY	REPLACED BY	
	BULK HOSE or TUBING LENGTH IN INCHES	FITTINGS, ETC. (USE QUANTITY SHOWN)
C2OZ 3A714-A	C7TZ 3B722-A(6)	C7AZ 3E576-D (2), 87944-S8 (2)
C3AZ 3A714-A	C7TZ 3B722-A(6)	C7AZ 3E576-D (2), 87944-S8 (2)
C3DZ 3A714-A	C7AZ 3B722-A(6)	C7AZ 3E576-D (2), 87944-S8 (2)
C3DZ 3A714-B	C7AZ 3B722-A(6)	C7AZ 3E576-D (2), 87944-S8 (2)
C3OZ 3A714-A	C7AZ 3B722-A(6)	C7AZ 3E576-D (2)
C0AA 3A717-A	C7AZ 3B722-A(6)	C7AZ 3E576-D (2), 87944-S8 (2)
C0SS 3A717-B	C7AZ 3B722-A(6)	C7AZ 3E576-D (2), 87944-S8 (2)
C2OZ 3A717-A	C7AZ 3B722-A(6)	C7AZ 3E576-D (2), 87944-S8 (2)
C3AZ 3A717-A	C7AZ 3B722-A(6)	C7AZ 3E576-D (2), 87944-S8 (2)
C3DZ 3A717-A	C7AZ 3B722-A(6)	C7AZ 3E576-D (2), 87944-S8 (2)
C3DZ 3A717-B	C7AZ 3B722-A(6)	C7AZ 3E576-D (2), 87944-S8 (2)
C3OZ 3A717-A	C7AZ 3B722-A(6)	C7AZ 3E576-D (2), 87944-S8 (2)
B9SZ 3A719-A	C7SZ 3A609-A(7 1/4), C7AZ 3A719-C (A-8 & B-12)	C7AZ 3E576-C (1), C7AZ 3B762-A (1), 87943-S8 (1)
C0AZ 3A719-A	C7AZ 3A719-C (A-8 & B-11)	C7AZ 3E576-C (1), C7AZ 3E576-J (1), C7AZ 3B762-B (1), 87943-S8 (1), 357939-S (1), 357941-S (1)
C0AZ 3A719-B	C7AZ 3B712-B(12), C7AZ 3A719-C (A-8 & B-11 1/4)	C7AZ 3E576-C (1), C7AZ 3B762-A (1), 87943-S8 (1), 87945-S8 (2)
C1AA 3A719-C	C7AZ 3B712-B(12), C7AZ 3A719-C (A-7 15/16 & B-11 7/16)	C7AZ 3E576-F (1), C7AZ 3B762-A (1), 87945-S8 (2)
C1AA 3A719-D	C7AZ 3A719-C (A-7 15/16 & B-11 7/16)	C7AZ 3E576-F (1), C7AZ 3E576-J (1), 357939-S (1), 357941-S (1), C7AZ 3B762-B (1)
C2OZ 3A719-C	C7AZ 3A719-C (A-16 11/16 & B-12 5/16)	C7AZ 3E576-B (1), C7OZ 3E576-D (1), 87945-S8 (1)
C2OZ 3A719-D	C7AZ 3B712-B(12), C7AZ 3A719-C (A-21 & B-12)	C7OZ 3E576-D (1), C7AZ 3B762-A (1), 87945-S8 (1)
C3AZ 3A719-A	C7AZ 3A719-C (A-11 1/2 & B-11 1/2)	C7AZ 3E576-E (1), C7AZ 3E576-J (1), C7AZ 3B762-B (1), 357939-S (1), 357941-S (1)
C3AZ 3A719-C	C7AZ 3A719-C (A-7 15/16 & B-11 7/16)	C7AZ 3E576-H (1), C7AZ 3E576-J (1), C7AZ 3B762-B (1), 357939-S (1), 357941-S (1)
C3AZ 3A719-D	C7AZ 3B712-B(12), C7AZ 3A719-C (A-7 15/16 & B-11 7/16)	C7AZ 3E576-H (1), C7AZ 3B762-A (1), 87945-S8 (2)
C3DZ 3A719-A	C7AZ 3B712-B(12), C7AZ 3A719-C (A-13 5/16 & B-11 1/2)	C7DZ 3E576-B (1), C7AZ 3B762-A (1), 87945-S8 (2)
C3OZ 3A719-A	C7AZ 3B712-B(12), C7AZ 3A719-C (A-14 11/16 & B-11 11/16)	C7OZ 3E576-A (1), C7AZ 3B762-A (1), 87945-S8 (2)
C3OZ 3A719-B	C7AZ 3B712-B(12), C7AZ 3A719-C (A-20 11/16 & B-11 11/16)	C7OZ 3E576-A (1), C7AZ 3B762-A (1), 87945-S8 (2)
C3OZ 3A719-C	C7AZ 3A719-C (A-16 11/16 & B-11 11/16)	C7AZ 3E576-B (1), C7OZ 3E576-A (1), 87945-S8 (1)
C3SZ 3A719-A	C7SZ 3B712-A(12), C7AZ 3A719-C (A-8 & B-4 5/8)	C7AZ 3E576-B (1), C7SZ 3B762-A (1), 87944-S8 (2), 87945-S8 (1)
C4AZ 3A719-A	C7AZ 3B712-B(12), C7AZ 3A719-C (A-10 & B-12)	C7AZ 3E576-G (1), C7AZ 3B762-A (1), 87945-S8 (2)
C4AZ 3A719-B	C7AZ 3B712-B(12), C7AZ 3A719-C (A-10 & B-11 1/2)	C7AZ 3E576-H (1), C7AZ 3B762-A (1), 87945-S8 (2)
C4DZ 3A719-A	C7AZ 3A719-C (A-16 & B-11)	C7AZ 3E576-J (1), C7DZ 3E576-A (1), C7AZ 3B762-B (1), 357939-S (1), 357941-S (1)
C4SZ 3A719-A	C7SZ 3B712-A(cut to fit) C7AZ 3A719-C (A-14 11/16 & B-7 5/8)	C7AZ 3E576-D (1), C7AZ 3E576-J (1), C7AZ 3B762-B (1), C7SZ 3B762-A (2) 87944-S8 (3) 357939-S (1), 357941-S (1)

3A719 POWER STEERING HOSE - continued

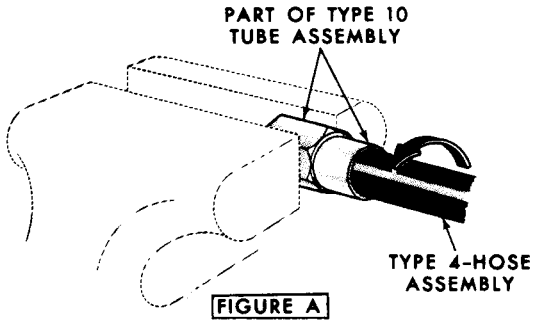


FIGURE A

WET A SHARP KNIFE BLADE AND CUT HOSE ENDS TO LENGTH. PLACE SHELL IN VISE. SCREW HOSE COUNTER-CLOCKWISE IN SHELL UNTIL HOSE BOTTOMS. BACK OFF APPROXIMATELY 1/4 TURN.

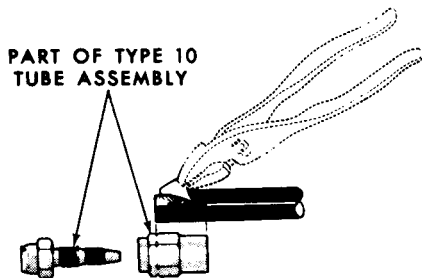


FIGURE B

TO ASSEMBLE REUSABLE COUPLINGS TO WIRE BRAID HOSE—PLACE HOSE IN VISE AND CUT END SQUARE TO LENGTH. USE FINE TOOTH HACKSAW (18 TEETH PER INCH PREFERRED). CUT WITH KNIFE THRU COVER AROUND HOSE USING NOTCHES ON SHELL FOR LENGTH GUIDE. SLIT COVER FROM CUT TO END. REMOVE OUTER COVER USING SCREW DRIVER AND PLIERS. ASSEMBLE AS SHOWN IN FIGURE A.

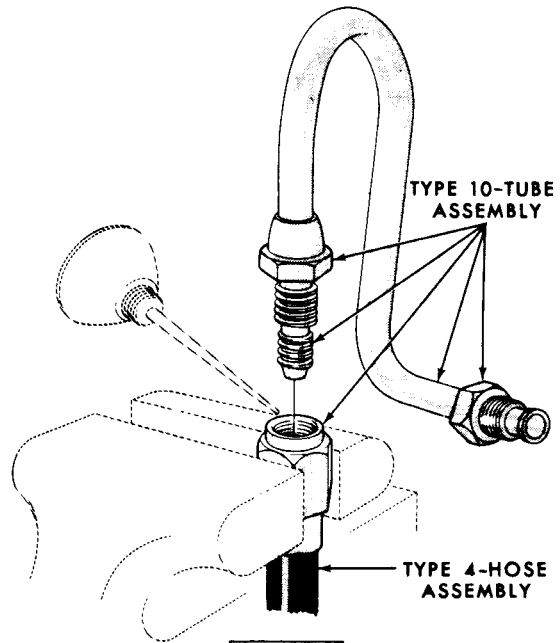


FIGURE C

LUBRICATE MALE AND FEMALE THREADS OF COUPLING BODY

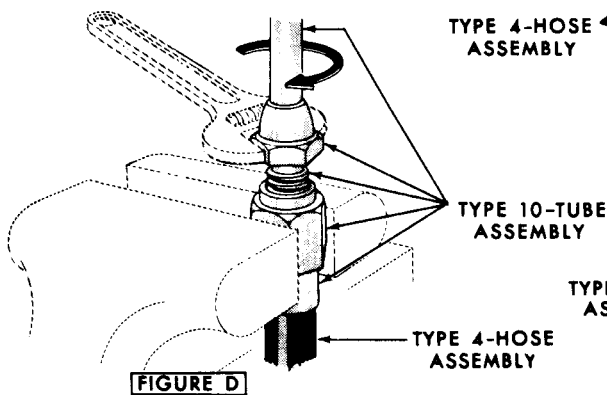


FIGURE D

INSERT LUBRICATED MALE BODY INTO COUPLING SHELL AND TURN CLOCKWISE UNTIL HAND TIGHT. APPLY WRENCH AND SCREW MALE BODY FULL LENGTH INTO SHELL.

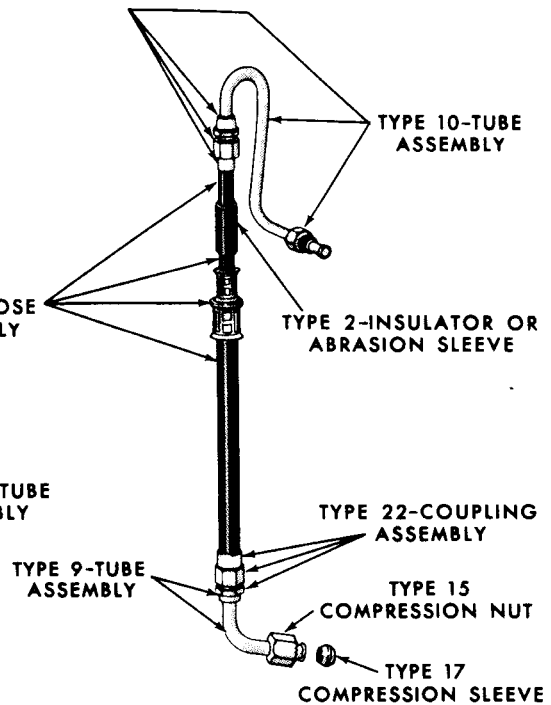


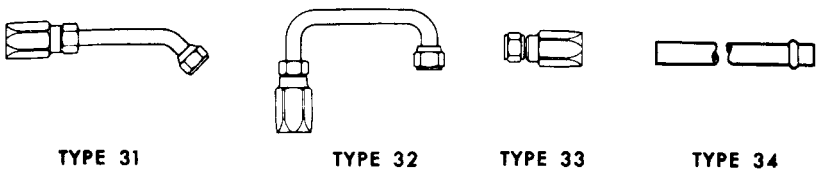
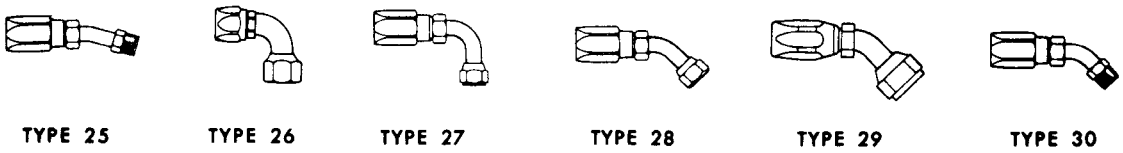
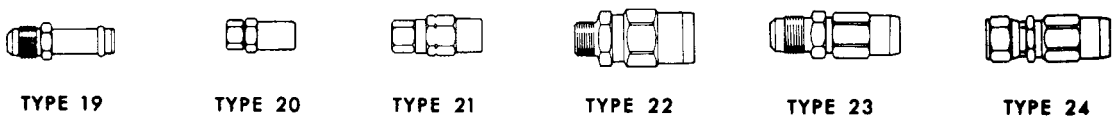
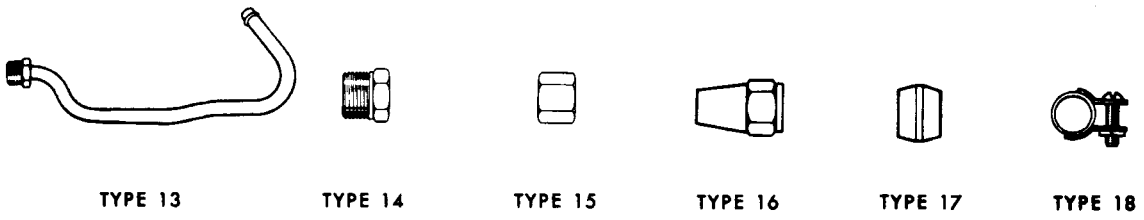
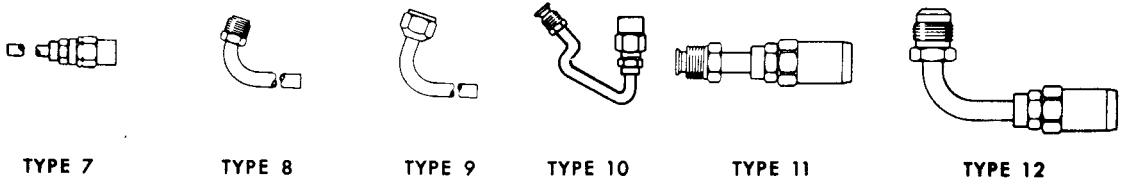
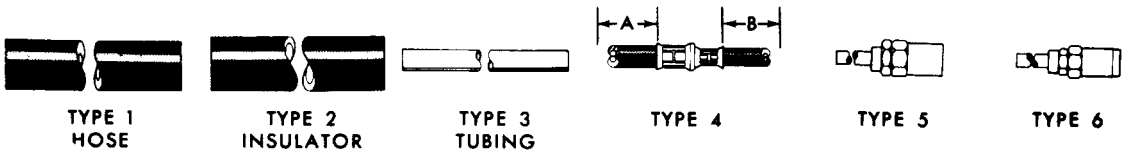
FIGURE E

TYPICAL APPEARANCE OF COMPLETED ASSEMBLY

P-6824

TYPICAL ASSEMBLY of P/S HOSE FROM FITTINGS & BULK HOSE

3A719 POWER STEERING HOSE - continued



P-6822

POWER STEERING HOSE REPLACEMENT FITTINGS
FOR PART NUMBERS SEE NEXT PAGE

3A719 POWER STEERING HOSE - continued

P/S HOSE FITTING INDEX - PART NUMBER TO TYPE

SEE ILLUSTRATION ON PREVIOUS PAGE

PART NUMBER	TYPE	DESCRIPTION	PART NUMBER	TYPE	DESCRIPTION
B7Q 2269-A	3	Tubing-steel-3/8" O.D.-25 ft. roll	C7AZ 3A713-H	13	Tube assy.-3/8" O.D. tube (bent)
B5A 2344-A	18	Clamp-5/8" dia.-with bolt and nut	C7DZ 3A713-B	13	Tube assy.-3/8" O.D. tube (bent)
C7AZ 3A005-A	1	Hose-3/8" I.D. x 5/8" O.D. x 25 ft.	C7OZ 3A713-D	13	Tube assy.-3/8" O.D. tube (bent)
C7TZ 3A005-A	1	Hose-1/2" I.D. x 15/16" O.D. x 5 ft.	C7CZ 3A713-E	13	Tube assy.-3/8" O.D. tube (bent)
C7AZ 3E576-C	7	Tube assy.-1/4" O.D. tube (straight)	C7SZ 3A713-B	13	Tube assy.-3/8" O.D. tube (bent)
C7AZ 3E576-D	7	Tube assy.-5/16" O.D. tube (straight)	C7AZ 3A719-C	4	Hose assy.-reduction (w/ctr. coupling)- "A" dimension is 3/8" I.D. -23" long- "B" dimesion is 1/4" I.D. -20" long
C7AZ 3E576-E	10	Tube assy.-1/4" O.D. tube (bent)	C7AZ 3B722-A	1	Hose-1/4" I.D. x 10 ft.
C7AZ 3E576-F	10	Tube assy.-1/4" O.D. tube (bent)	C7TZ 3B722-A	1	Hose-3/8" I.D. x 3/4" O.D. x 25 ft.
C7AZ 3E576-G	10	Tube assy.-1/4" O.D. tube (bent)	C7OZ 3B762-A	20	Coupling-hose-2" long
C7AZ 3E576-H	10	Tube assy.-1/4" O.D. tube (bent)	C7AZ 3B762-B	22	Coupling-hose-2" long
C7AZ 3E576-J	8	Tube assy.-3/8" C.D. tube	C7SZ 3B762-A	21	Coupling-hose-13/16" long
C7DZ 3E576-A	10	Tube assy.-1/4" O.D. tube (bent)	87943-S8(I-21)	14	Fitting-1/4" tube (7/16"-24 thread)
C7OZ 3E576-A	10	Tube assy.-1/4" C.D. tube (bent)	87944-S8(I-22)	14	Fitting-5/16" tube (1/2"-20 thread)
C7CZ 3E576-D	10	Tube assy.-1/4" O.D. tube (bent)	87945-S8(I-23)	14	Fitting-3/8" tube (5/8"-18 thread)
C7AZ 3A609-A	2	Insulator-45/64" I.D. x 53/64" O.D.	357939-S(MM112A)	15	Nut-3/8" tube (9/16"-24 thread)
C7SZ 3A609-A	2	Insulator-9/16" I.D. x 11/16" O.D.	357941-S(II-55A)	17	Fitting-compression-3/8" dia.
C7AZ 3B712-B	3	Tubing-steel-3/8" O.D.-24" long			
C7SZ 3B712-A	3	Tubing-steel-5/16" O.D.-24" long			
C7AZ 3A713-G	13	Tube assy.-3/8" O.D. tube (bent)			

YEAR	MODEL	DESCRIPTION	QTY.	PART NUMBER
3C719 GASKET - POWER STEERING OIL RESERVOIR FILTER				
60/	A, B, S	"From 7/1/60"	17/64" I.D. -13/16" O.D. -1/16" thick	1 C2SZ 3C719-A
63/	X			1
3B721 TUBE ASSY. - POWER STEERING RETURN LINE HOSE TO STEERING GEAR				
61/64	S		23 1/4" long-make from B7Q 2269-A tubing and 1-87945-S8 nut	1 *C1SS 3B721-B
3B726 ADAPTOR ASSY. - POWER STEERING OIL RESERVOIR INLET TUBE - Also refer to Group 3670				
62/63	S (with A/C)	"From 6/1/62"	For 3/4" tube	1 C2SZ 3B726-A
61/62	S (with A/C)		Bolt (adaptor to pump)-3/8"-16 x 2 3/8"	AR 350388-S (BB159)
3C726 BUMPER - MOVABLE STEERING COLUMN TRACK STOP BRACKET				
63/64	A(Automatic transmission)		13/16" O.D. -1/4" thick	2 C3AZ 3C726-A
64	S		L. H.	1
64/	S		R. H. -13/16" O.D. -27/64" thick	1 C4SZ 3C726-A
63	A		Screw (retaining)-5/16"-18 x 1 13/32"	1 377942-S2 (BB817V)
			Nut-5/16"-18	1 34056-S8(M160)
			Screw (retaining)-5/16"-18 x 1 21/32"	1 or 2 377978-S2 (BB817W)
64/	S		Nut-5/16"-18	2 33797-S7(M50)
3C727 PIN - MOVABLE STEERING COLUMN TO TRACK LOWER BRACKET				
63	A(with F/M/2 & C/M)		1/2" long	2 C3AZ 3C727-A
3A728 CLAMP - POWER STEERING HYDRAULIC CONTROL				
62/	A			1 C2AZ 3A728-A
62/	B			1
62/	X			1
3C728 BEARING - MOVABLE STEERING COLUMN TO TRACK LOWER BRACKET				
63	A(with F/M/2 & C/M)			2 C3AZ 3C728-A
64/	A, S			2 C5AZ 3C728-A
64/	A, S		Set screw (bearing to upper track bracket)- 5/16"-32 x 11/16"	2 378562-S2 (UU38)
			Nut-5/16"-32	378563-S2(MM54D)
3A729 COVER - POWER STEERING LINKAGE DUST				
62/	A, B, X			1 C7OZ 3A729-A

YEAR	MODEL	DESCRIPTION	QTY.	PART NUMBER
3A730 VALVE ASSY. - POWER STEERING HYDRAULIC CONTROL				
60	A, S		1	C0AA 3A730-D
61/62	A		1	C2AZ 3A730-A
63/64	A		1	C3AZ 3A730-A
62/64	B		1	C3OZ 3A730-B
63/64	X		1	C3DZ 3A730-B
60/	A, S, X	Bolt (clamp)-3/8"24 x 1 1/2"	1	20469-S8(B174)
		Nut 3/8"-24		33800-S8(M63)
		Lockwasher-3/8"		357629-S7(XX303)
60/	A, B, S, X	Seat-3/8" tube-aluminum	1	372896-S(TT6)
60/	A, B, S, X	Seat-5/16" tube-aluminum	2	373430-S(TT5)
60/	A, B, X	Screw & washer assy. (valve housing to ball	2	373406-S
60	S	stud)-5/16"-18 x 7/8"	2	
		Lockwasher-5/16"		34806-S7(X64)
60/	A, S, X	Fitting (lubricator)-1/4"-28	1	87907-S(I-3)
63/	A, X	Plug (valve)-1/4"-28	1	374714-S7-8 (PP35A)
60/	A, B, S, X	Seat-1/4" tube-aluminum	1	372895-S(TT3)
		Nut (clamp)-5/16"-24	1	34443-S(M79)
3B730 PLUG - POWER STEERING GEAR				
61/63	S		1	C1VR 3B730-A
64	S		1	C4SZ 3B730-A
61/64	S	Snap ring (plug)	1	353650-S100(QQ 11)
64	S	"O" ring (plug)	1	87025-S94(T2C)
3C730 SPRING - MOVABLE STEERING COLUMN TO TRACK LOWER BRACKET				
63	A	13/16" long-25 1/2 coils	2	C3AZ 3C730-A
3A732 BRACKET - POWER STEERING PUMP ADJUSTING - Also refer to Group 3C511				
60/62	A (8 cyl. 292)		1	B8AZ 3A732-B
60/63	A(8 cyl. 352, 390)		1	B8AZ 3A732-A
60	S(8 cyl. 352)		1	
64	A(8 cyl. 352, 390)	With H/D alt. or dealer installed economy A/C	1	
60/	A(6 cyl.)		1	B7AZ 3A732-B
64	A(8 cyl. 352, 390) -without A/C		1	C4AZ 3A732-A
64	A(8 cyl. 352, 390)-with A/C		1	C4AZ 3A732-B
64	S (with A/C)		1	
63/64	A (8 cyl. 260, 289)-without A/C "From 2/1/63"	Rear	1	C3AZ 3A732-A
64	B(without A/C)		1	
62/64	B(8 cyl.)-with A/C	Rear	1	C2OZ 3A732-C
62/64	B (6 cyl.)-with Automatic Trans.		1	C2OZ 3A732-A
64	X(6 cyl.)-with or without A/C		1	
63/64	B(8 cyl.)	Front	1	C3OZ 3A732-A
63/64	A(8 cyl. 260, 289)		1	
63/64	X (8 cyl.)		1	
63	B(8 cyl.) "From 3/18/63"	Rear	1	C3OZ 3A732-C
63	A (8 cyl. 260, 289) "Before 2/1/63"		1	
63/64	A(8 cyl. 260, 289)-with A/C		1	
63/64	X(8 cyl.)		1	
64	B(8 cyl.)-with A/C		1	
61/63	S (with A/C)		1	C1SE 3A732-A
61/64	S (without A/C)		1	C1SE 3A732-B
60/62	A-8 cyl. 292 (except 59A)	Bolt (brkt. to gen. mounting brkt.)-3/8"-16 x 1 1/4"	1	20428-S7-8(B82)
62/	B (6 cyl.) -with F/M/2		1	
60/62	A-8 cyl. 292	Bolt (bracket to manifold bracket)	1	
60/	A-8 cyl. , S	Bolt (bracket to water pump)	2	
60/	A (8 cyl.)-with A/C		1	
62/	B-8 cyl.	Bolt (bracket to compressor mounting bracket)-	2	20349-S7-8(B170)
63	A-8 cyl. 260	3/8"-24 x 3/4"	2	
		Washer-flat-3/8"		352981-S(XX143)
		Lockwasher-3/8"		34807-S8(X66)
64	A(8 cyl. 352, 390)-without A/C	Bolt (to pump)-3/8"-16 x 3 1/16"-self-locking	3	359099-S(BB417)
		Nut-3/8"-16	1	33799-S7(M52)
		Lockwasher-3/8"		34807-S8(X66)
60/62	A-8 cyl. 292	Bolt (bracket to exhaust manifold bracket)-	1	20448-S8(B83)
		3/8"-16 x 1 3/8"		

YEAR	MODEL	DESCRIPTION	QTY.	PART NUMBER
3A732 BRACKET - POWER STEERING PUMP ADJUSTING - continued				
60/	A-6 cyl.	Bolt (bracket to generator mounting bracket)- 3/8"-16 x 1 1/8"	1	20408-S7(B81)
60	S (8 cyl. 352)	Washer-flat (bracket to windshield washer)- 29/64"	2	356214-S8(XX162)
60/	A-6 cyl.	Bolt (brkt. to generator mounting brkt.)-3/8"-16 x 1" Bolt (bracket to support)	1	20388-S8(B80)
60/	A-8 cyl.		1	
62	B (6 cyl.)-with F/M/2		1	
63	B(8 cyl.)		1	
64	X(8 cyl.)		1	
60/	A-8 cyl., S	Washer-flat-3/8"		44727-S8(X24)
60	S (8 cyl. 352)-with A/C	Bolt (support bracket to adjusting bracket)- 3/8"-16 x 7/8"	1	356685-S8(BB153)
		Washer-flat-3/8"		44727-S8(X24)
60	S (8 cyl. 430)	Bolt (bracket to cylinder block)-7/16"-14 x 1"	2	20390-S8(B102)
60	S (8 cyl. 430)	Lockwasher-7/16"		34808-S8(X67)
60/	A	Bolt (bracket to pump)-3/8"-16 x 2"	3	20522-S8(B89)
62/	B (8 cyl.)-without A/C	Screw (bracket to support)-upper hole- 3/8"-16 x 1 9/16"	1	376532-S8(WW118)
63	A(8 cyl. 260)		1	
61/63	A (8 cyl. 352, 390)-without A/C	Bolt (bracket to pump)-3/8"-16 x 2 3/8"	2	350388-S(BB159)
61/	A-8 cyl. 352, 390(with A/C)		1	
61/	S		3	
60/	A (6 cyl. & 8 cyl.)	Bolt (bracket to pump)-3/8"-16 x 2 1/8"	1 or 3	370967-S(BB158)
62/	B (6 cyl.)-with Automatic Trans.		5	
63/	B(8 cyl.)		3	
64	X(6 cyl.)		5	
64	X(8 cyl.)		1	
64	S	Bolt (to water pump)	1	
60	A	Bolt (bracket to pump)-3/8"-16 x 2 1/2"	1	371741-S(BB160)
61/	A-8 cyl. 352, 390		1	
60/62	A (8 cyl. 292)	Bolt (bracket to pump)-3/8"-16 x 3"	3	45534-S8(B95)
62	B (8 cyl.)-with A/C	Bolt (bracket to pump)-3/8"-16 x 3 3/4"	2	356684-S8(BB169)
63	B(6 cyl.)-with F/M/2	Bolt (bracket to pump)-3/8"-16 x 1 1/8"	1	354135-S7-8 (BB155A)
64	S		1	
64	A(8 cyl. 352, 390)-with A/C	Bolt (to cylinder head)	1	
64	X(6 cyl.)	Bolt (to pump support)	1	
63/	A (8 cyl. 260, 289)	Screw & washer (bracket to cyl. head)-3/8"-16 x 1"	2	373293-S8(BB563)
63	B(8 cyl.)		2	
63/	X(8 cyl.)		3	
63/	A(8 cyl. 260, 289), B, X(8 cyl.)	Bolt (bracket to pump)-3/8"-16 x 3 3/4"	1 or 2	377957-S7-8 (BB169A)
63/	A (8 cyl. 260, 289), B, X(8 cyl.)	Stud (bracket to cylinder block)- 5/16"-18 & 5/16"-18 x 4 9/16" hex. shoulder	1	377958-S7-8 (WW104)
3A733 PULLEY - POWER STEERING PUMP - Also refer to Group 6A312				
60	A, S (all except 8 cyl. 430)	Flat hub type-4 1/16" O. D. -3/8" single sheave	1	B8AZ 3A733-A
60/63	A, S (8 cyl. 292, 352, 390)	4" O. D. -1/2" single sheave-deep dish type	1	C0AE 3A733-A
64	A(8 cyl. 352, 390)-with H/D alternator w/o A/C		1	
64	A(8 cyl. 352, 390)-without A/C	4 7/16" O. D. -1/2" single sheave	1	C4AZ 3A733-A
64	A (8 cyl. 352, 390)-with A/C	5 1/4" O. D. -3/8" single sheave	1	C4AZ 3A733-B
64	S (with A/C)		1	
62/64	B (6 cyl.)-with Automatic Trans.	4 7/16" O. D. -27/64" single sheave	1	C2OZ 3A733-A
64	X(6 cyl.)-without A/C "Before 3/2/64"		1	
64/	X(6 cyl.)-with A/C & Eaton Pump- "From 3/2/64"		1	
62	B (8 cyl.)	4 7/16" O. D. -1/2" single sheave	1	C2OZ 3A733-B
61/63	S (with A/C)	4" O. D. -1/2" single sheave	1	C1SE 3A733-A
61/64	S (without A/C)	4 7/16" O. D. -1/2" single sheave	1	C1SE 3A733-B
61/64	A (6 cyl. & 8 cyl. 289, 292)		1	
63	A(8 cyl.)		1	
63	A(8 cyl. 260), B(8 cyl.)-with A/C		1	
63/64	B(8 cyl.)		1	
64	X(8 cyl.)		1	

YEAR	MODEL	DESCRIPTION	QTY.	PART NUMBER
3A733 PULLEY - POWER STEERING PUMP - continued - Also refer to Group 6A312				
63/64	X(6 cyl.)-with A/C	"Before 3/2/64"	4 7/16" O.D. -27/64" single sheave-deep dish type	1 C3DZ 3A733-A
64/	X(6 cyl.)-without A/C	"From 3/2/64"		1
60/	A, B, S, X		Bolt (pulley to pump)-5/16"-18 x 7/8"	1 20366-S8(B52)
			Lockwasher -5/16"	34806-S7(X64)
			Washer-flat-5/16"	353846-S8(XX120)
			Washer-flat-5/16"	44725-S8(X22)
			Key-woodruff (pulley to pump)-1/8" x 1/2"	1 74172-S(L3)
3C733 RETAINER - MOVABLE STEERING COLUMN LOCKING LEVER SPRING				
63/	A(with Automatic Trans.)			1 C3AZ 3C733-A
64/	S			1
3A734 ARM & BUSHING ASSY. - STEERING IDLER - Refer to Group 3355				
3C734 LOCATOR - MOVABLE STEERING COLUMN TRACK				
64/	A			1 C4AZ 3C734-A
64/	S			1
3738 SEAL - STEERING SHAFT				
61	A	"Before 9/16/60"	Saginaw steering gear-Rubber & Steel 1 1/16" I.D. -1 5/16" O.D.	1 C1AR 3738-B
61	A	"From 9/16/60"	Rubber-23/32" I.D. -1" O.D. -use with C1MR 3504-C, D, F & G	1 B5S 3738-A
62/	A, B			1
3-3739 CLAMP - POWER STEERING VALVE BALL STUD SLEEVE				
61/	A, B, X			1 B7A 33739-A
3A740 GASKET - POWER STEERING CONTROL VALVE BODY				
60/	A, B, X			1 C1AA 3A740-B
60	S			1
3B740 PLUG - POWER STEERING CONNECTING LINK BALL STUD SEAT				
61/	A, B, X			1 C1AA 3B740-B
3C742 RETAINER - POWER STEERING PUMP RELIEF VALVE - Also refer to Group 3-3627				
63/	B, X			1 C3OZ 3C742-A
3B743 REINFORCEMENT - STEERING COLUMN SUPPORT BRACKET				
64	A(fixed column)			1 C4AZ 3B743-A
3A745 CAP - POWER STEERING CYLINDER				
61/64	S			1 C3SZ 3A745-A
3A746 RING - POWER STEERING CYLINDER CAP RETAINING				
61/64	S			1 C2VZ 3A746-A
3C750 CLAMP - POWER STEERING HOSE - Also refer to Group 3A762				
63/	B, X			1 C3DZ 3C750-B
63/64	A		Pressure hose to valve	1
3A754 SOCKET - POWER STEERING CONTROL VALVE BALL STUD				
60	A, S			1 C0AA 3A754-A
61/	A, B, X			1 C1AA 3A754-C
3B754 SEAT - POWER STEERING OIL RESERVOIR FILTER ELEMENT RETAINING SPRING				
62/	A, B, S	"From 5/1/62"	Depth 1/8"	1 B4AZ 3B754-A
63/	X			1
3C755 CLAMP - POWER STEERING CYLINDER PISTON ROD BOOT				
63/64	A			1 C3AZ 3C755-A
63/	B, X			1

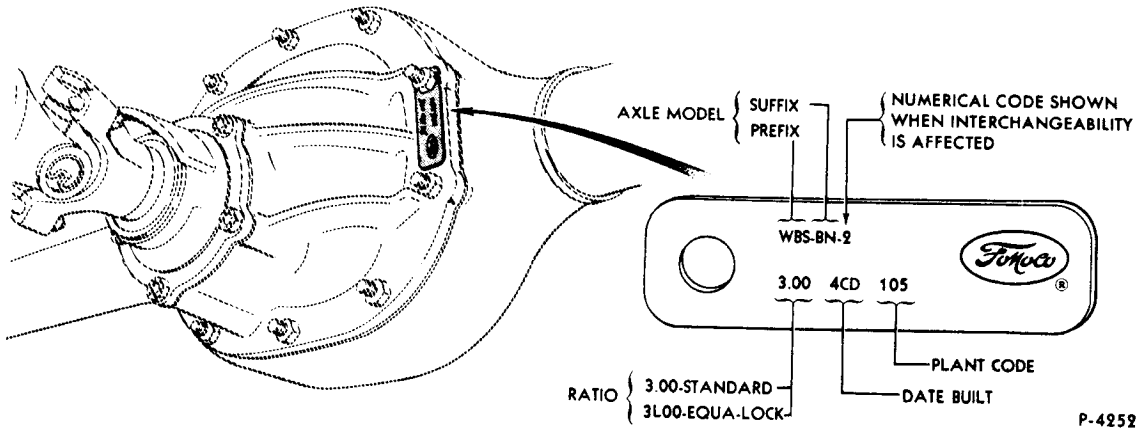
FORD CAR PARTS

SECTION 37

YEAR	MODEL	DESCRIPTION	QTY.	PART NUMBER
3757 KIT - POWER STEERING VALVE SPOOL RETAINING RING				
61/	S	Consists of (1 ea.) WAN 3757-A, B, C, D, E Ring	1	C1SZ 3757-A
3B760 TRIM - STEERING COLUMN OPENING COVER				
62	A(65B, 76B)		1	C2AZ 3B760-A
3C760 SPACER - STEERING SHAFT COUPLING				
63/64	A		2	C3AZ 3C760-A
3A762 CLAMP ASSY. - POWER STEERING HOSE - Also refer to Group 3C750				
63/	A	Return line to pressure line at coupling	AR	C3AZ 3A762-A
64/	S		2	
3C762 BRACE - MOVABLE STEERING COLUMN TRACK INNER - Also refer to Group 3C557				
63	A		1	C3AZ 3C762-A
64	A		1	C4AZ 3C762-A
64	S		1	C4SZ 3C762-A
3A764 KIT - POWER STEERING CYLINDER SEAL				
60/64	A	Consists of 1-C1AA 3C561-A Spacer 1-C0AA 3A753-A Scraper 1-C1AA 3A751-A Bushing 2-AJ 33656-A Seal 1-C1AA 3A752-A Seal 1-371033-S Ring	1	C1AZ 3A764-A
62/	B		1	
60	S		1	
63/	X		1	
60/61	S	Consists of 1-C1AZ 7A294-A Seal 1-C1VR 3805-A Seal 1-87079-S94 Seal 1-87078-S94 Ring	1	C0SZ 3A764-A
3C773 BUSHING - STEERING SHAFT				
63/	S		1	C3SZ 3C773-B
3790 EXTENSION - STEERING COLUMN TUBE FLANGE				
62/	X(with 4 speed trans.)	2 53/64" long	1	C3DZ 3790-A
63/	B (8 cyl.)-with 4 speed trans.		1	
63/	A(57C, 63C, 65B, 76B)-with 4 speed S/T	With fixed steering column	1	
63/	A(71G, H, 75C)-F/M/2 & C/M-console mounted	With moveable steering column	1	
3812 ACTUATOR - POWER STEERING VALVE				
61/64	S		1	B8LY 3812-A
3821 ADJUSTER - POWER STEERING CONTROL VALVE SLEEVE LOCK NUT				
61/	S		1	C1SZ 3821-A
3836 TUBE ASSY. - POWER STEERING PRESSURE HOSE TO PUMP				
62	B (8 cyl.)		1	*C2OZ 3836-A
3839 RETAINER & BEARING ASSY. - STEERING COLUMN - UPPER - Also refer to Group 3B610				
61/62	A		1	C1AA 3839-C
64/	S	Retainer only	1	C6SZ 3839-A
62/	B	Steering shaft	1	
63/	A		1	
63/	X		1	
61/62	A	Ring (sleeve retaining)- 1 23/64"	1	374712-S(XX332)
61/62	A, S	Ring (bearing retaining)-upper-3/4"	1	372876-S(QQ38A)
61/62	A, S	Ring (bearing retaining)-lower-3/4"	1	372875-S(QQ88)
61/62	A	Screw (retainer to column)-No. 10-24 x 1/4"- oval head	3	374720-S13 (BB600)

FORD DESIGN REAR AXLE MODEL IDENTIFICATION TAG

Effective with the 1963 models, a service identification tag was attached to the Ford design rear axles as illustrated below. Inquiries pertaining to rear axles used on 1963 and subsequent models should include the axle model identification number.



P-4252

REAR AXLE IDENTIFICATION CHART

The following chart lists models of Ford design rear axles built since 1963 in alphabetical order. Axle model suffixes with numerical codes are shown only where interchangeability is affected by type of differential or size of differential bearing. This chart will assist in determining the application for rear axle components which are cataloged throughout Sections 40 & 46 by size, description, ratio, type of differential or reference to size of ring gear, wheel bearings & differential bearings. Abbreviations used in the "type", "whl. brg." and "diff. brg. & cup" columns have the following meanings:

TYPE	
C Conventional	2 pinion - non-locking
C4 Conventional	4 pinion - non-locking
E Equalock	2 pinion - limited slip
E4 Equalock	4 pinion - limited slip

WHEEL BEARING				DIFFERENTIAL BEARING			
		I.D.	O.D.		I.D. &	CUP	O.D.
XS... Extra small	(CODZ 1225-A)	1 13/16"	2 7/16"	S... Small	(CIUW 4221-A 1 1/2")	(CIUW 4222-A 2 9/16")	
S... Small	(CODZ 1225-C)	1 21/64"	2 43/64"	M... Medium	(B7A 4221-A 1 5/8")	(B7A 4222-A 2 57/64")	
M... Medium	(B7AZ 1225-A)	1 3/8"	2 53/64"	L... Large	(B7A 4221-B 1 25/32")	(B7A 4222-B 3 1/16")	
L... Large	(C1SZ 1225-B)	1 17/32"	3 5/32"	XL... Extra large	(B7T 1201-A 1 51/64")	(C3TZ 1202-B 3 17/64")	

4A001 TUBE - REAR AXLE HOUSING - VENT - Cut from 17543 or C2AZ 9324-C hose					
YEAR	MODEL	AXLE IDENTIFICATION	PART NUMBER	QTY.	DESCRIPTION
62/	B		*353473-S8	1	Clip (rubber coated)
62/	B, F		355428-S(KK9)	1	Grommet-, 50" diam. hole
62/	A, B, S, X		375416-S35(EE4)	1	Clamp-9/16" hose
62/	B		40923-S8(U264)	1	Screw (tube to underbody)- 5/16"-18 x 1/2" washer head tapping
60	A		C0AZ 8287-A	1	Clamp-1/2" band type
4010 HOUSING ASSY. - REAR AXLE					
- A -					
60/62	A		C3AZ 4010-D	1	Used w/medium wheel brgs. -2.835" I. D.
63/64	A	WBS		1	
60/62	A (H/D)		C3AZ 4010-G	1	Used w/large wheel brgs. -3.150" I. D.
63/64	A	WBT, WBV, WCN		1	
- B -					
62	B		C2OZ 4010-D	1	
63	B	WCL	C3OZ 4010-D	1	Backing plate flange inside of hsg. tube- use C4OZ 1177-A seal
64/	B	WCL, WDK	C4OZ 4010-B	1	Regular & locking axle (includes C4OZ 4159-A lubricator
63/	B	WCU	C3OZ 4010-C	1	Backing plate flange inside of hsg. tube- use C4OZ 1177-A seal
- S -					
63	S	WDE	C3SZ 4010-A	1	Locking axle
63	S	WCD	C3SZ 4010-B	1	Large wheel bearings
64/	S	WCD, WDE	C6SZ 4010-B	1	Large wheel bearings
- X -					
60/62	X(6 cyl. 144)-6 3/4" ring gear		C3DZ 4010-J	1	3.10, 3.50 ratio-used with extra small wheel brgs. -2 7/16" O. D. -1 13/16" I. D.
60/63	X(71,76,86A)(6 cyl. 144)- 6 3/4" or 7" ring gear		C3DZ 4010-G	1	3.50, 4.00 ratio-use with small wheel brgs. -2 43/64" O. D. -1 21/64" I. D.
64	X(6 cyl. 144)-6 3/4" or 7" ring gear	WCY	C4DZ 4010-C	1	Small wheel brg. -carrier height 8 1/2"
61/63	X(exc. S/D, S/W, 86A)- 6 cyl. 170-7 1/4" ring gear	WBW	C3DZ 4010-F	1	3.20, 3.50 ratio-use with extra small wheel bearings
61/63	X(6 cyl.) 7 1/4" ring gear	WBY	C3DZ 4010-H	1	3.20, 3.50 ratio-use with small wheel bearings-2 43/64" O. D. -1 21/64" I. D.
64/	X(6 cyl.)-7 1/4" ring gear	WCY	C4DZ 4010-G	1	Small wheel brg. 2 43/64" O. D. - 1 21/64" I. D.
63	X	WCS	C3DZ 4010-A	1	Separate carrier
64/	X(8 cyl.)	WCZ, WDJ	C4DZ 4010-F	1	Includes (1) 378511-S clamp- medium wheel bearing
60/61	A, S		87710-S(P16)	1	Plug(drain)- 3/8"-18-hex. countersunk
60/	A		358048-S(PP43)	1	Plug(filler)- 3/4"-14 -sq. countersunk
62/	A, B, S, X			1	Plug (drain)
62/	A		87875-S(P17)	1	Plug(drain&fill)-1/2"-14-hex. countersunk
62/	A, B, S		379166-S(PP54N)	1	Plug (filler)-7/8"-18 hex. head
61/	A, B, S, X		373820-S(XX155A)	5	Washer-flat (housing to carrier)- lower bolts-3/8"
63	A, B, X		378511-S(EE9)	2	Clamp(brake line to axle housing)- 2 3/8" I. D. -1/2" thick
4020 RETAINER - REAR WHEEL BEARING - OUTER					
60/	A, B, X		C8UZ 4020-A	2	Used with medium wheel bearings
60/	A, S		C6AZ 4020-A	2	Used with large wheel bearings
63/	X(6 cyl.)		C3DZ 4020-A	2	Used with small wheel bearings
60/63	X		C0DW 4020-A	2	Used with extra small wheel bearings

FORD CAR PARTS

SECTION 40 101

YEAR	MODEL	AXLE IDENTIFICATION	PART NUMBER	QTY.	DESCRIPTION
4022 VENT ASSY. - REAR BRAKE LINE CONNECTION					
60/63	A		C2AZ 4022-A	1	
60/61	S			1	
64/	A		C2AZ 4022-C	1	Right angle outlet
62/	B		C2OZ 4022-A	1	2 1/8" long-7/16" -20 thread 3/4" long
63/	X			1	
62/	S		C2SZ 4022-A	1	
60/62	X		C0DD 4022-A	1	
62	A		★353473-S8	1	Clip (vent to frame side member)
63	A		375416-S35(EE4)	1	Clamp(vent hose to vent at axle)-7/16" hose
62	S		87942-S8(I-20)	1	Tube nut-3/8" -24 for 3/16" tubing
62	S		42143-S8(U255)	2	Screw (vent to body side member)- No. 14-10 x 3/4" hex. washer head tapping
63	S		87531-S(I-11)	1	Nut (for 3/16" tube)-3/8" -24
4033 COVER - REAR AXLE HOUSING					
60/	B, X (6 3/4", 7", 7 1/4" ring gear)		C1DW 4033-A	1	
60/	X		20348-S8(B77)	8	Bolt (cover to carrier)-3/8"-16 x 3/4"
60/	X		34807-S8(X66)	8	Lockwasher-3/8"
4035-6 GASKET - REAR AXLE CARRIER or COVER					
60/	A, B, S(8 3/4", 9" ring gear)		B7A 4035-A	1	Carrier to housing
60/	B, X(6 3/4", 7 1/4" ring gear)		C1DZ 4036-A	1	Cover to housing
62/	B, X(7 3/4", 8 ring gear)		C9OZ 4035-A	1	Carrier to housing
4A049 HOSE - REAR AXLE HOUSING VENT					
62/	A, B		★C2AA 4A049-B	1	19" long-cut from B4C 4090-A - use (1) 375416-S35 clamp
62/	A, B		375416-S35(EE4)	1	Clamp-9/16" hose
4A050 SCOOP - DIFFERENTIAL CASE OIL					
62/	A, B, S, X(7 3/4", 8", 8 3/4", 9" ring gear)		C2OZ 4A050-A	1	
64/	X (6 3/4", 7", 7 1/4" ring gear)		C4DZ 4A050-A	1	With integral carrier & locking axle
4A058 HOSE ASSY. - REAR AXLE VENT					
62/	S		C2SZ 4A058-A	1	20 3/4" long
4067 NUT or SHIM - DIFFERENTIAL BEARING ADJUSTING					
60/	A, B, X		B7AZ 4067-A	2	Nut-2 31/32"-16-for medium bearing carriers-includes 1-C6AZ 4143-B lock
60/	A, B, X		B9AZ 4067-A	2	Nut-3 5/32"-16 stamped "L" for large bearing carriers
60/	B, X (6 3/4", 7", 7 1/4" ring gear)		C0DW 4067-B	2	Nut-2.6324"-16 for integral carrier
4090 HOSE - POWER BRAKE BOOSTER and AIR COMPRESSOR					
60/	A, S		B4C 4090-A	AR	3/8" I. D. -supplied in 25 ft. rolls
60/	A		B3T 4090-B	AR	1/2" I. D. -supplied in 25 ft. rolls
4141 CARRIER ASSY. - DIFFERENTIAL					
60/	A, B, X(8 3/4", 9" ring gear)		C0AZ 4141-C	1	With 2 57/64" O. D. -medium brg. cups- 5" dia. pinion mounting hole-8 3/4" R/G
60/	A, B, S(8 3/4", 9" ring gear)		C2AZ 4141-B	1	With 3 1/16" O. D. -large bearing cups
62/	B, X (7 3/4", 8" ring gear)		C2OZ 4141-C	1	With 2 57/64" O. D. -medium brg. cups- 4 1/4" dia. pinion mounting hole-8" R/G
62/	A (8 cyl. 406, 427)		372116-S(MM140E)	10	Nut (carrier to hsg.)-3/8"-24 thickload
60/	A, S, X		20538-S8(B125)	4	Bolt(cap to carrier)-1/2"-13 x 2 1/4"
			34809-S8(X-68)		Washer-1/2" Lock
62/	A, B, S, X		373820-S(XX155A)	10	Washer (5 bottom carrier to housing bolts)-3/8" flat
			34445-S7(M80)		Nut-carrier to hsg. 3/8"-24 (hex. lock)

YEAR	MODEL	AXLE IDENTIFICATION	PART NUMBER	QTY.	DESCRIPTION
4143 LOCK - DIFFERENTIAL BEARING ADJUSTING NUT					
60/	A, B, S, X (7 3/4", 8", 8 1/2", 8 3/4", 9" ring gear)		C6AZ 4143-A	2	
60/	B, X (6 3/4", 7", 7 1/4" ring gear)		C0DW 4143-B	2	
60/	A, B, S, X		350211-S(BB413)	2	Bolt(lock to diff. brg. cap)-5/16"-18x7/16"
60/	B, X		34806-S7(X64)		Lockwasher-5/16"
4159 LUBRICATOR - DIFFERENTIAL					
60/	A, B, S (8 3/4", 9" ring gear)		B9A 4159-A	1	With locking axle
64/	B, X (7 3/4", 8" ring gear)		C4OZ 4159-A	1	With locking axle
4A182-3 REINFORCEMENT ASSY. - REAR AXLE BUMPER MOUNTING					
64/	S		C4SZ 4A182-A	1	Outer-R, H.
			C4SZ 4A183-A	1	Outer-L, H.
4204-5 CASE ASSY. - DIFFERENTIAL GEAR					
60/61	A		C2AZ 4204-E	1	1. 628" dia. brg. journals-2 pinion locker-includes 2-C2OW 4228-A washer-no oil scoop
60/62	A, S		C2AZ 4204-H	1	1. 628" dia. brg. journals-2 pinion std. - (10) 7/16" dia. bolt holes-includes 2-C9OZ4228-A washers-no oil scoop
63/	A, S	WBS, WBT, WCN			
60/	A		C3AZ 4204-B	1	1. 628" dia. brg. journals-4 pinion std. - (10) 7/16" dia. bolt holes-with 4A050 oil scoop - to convert from 2 pinion
62	A		C2AZ 4204-M	1	1. 628" dia. brg. journals 2 pinion locker-with 4A050 oil scoop
	Includes -	1-C4AZ 4214-A Spring Washers	3-B9AZ 4945-A Plates		4-B9AZ 4947-A Plates
		2-C2OW 4228-A	1-C4AZ 4946-A Hub		
63	A	WBV	C2AZ 4204-R	1	1. 628" dia. brg. journals-2 pinion locker
	Includes -	1-C4AZ 4214-A Spring Washers	3-B9AZ 4945-A Plates		4-B9AZ 4947-A Plates
		2-C9CZ 4228-A	1-C4AZ 4946-A Hub		
64/	A	WBV	C4AZ 4204-E	1	1. 628" dia. brg. journals-2 pinion locker
60/62	A, S		C2AZ 4204-K	1	1. 784" dia. brg. journals-2 or 4 pinion std. (10)7/16"dia. bolt holes-includes 2-C9OZ 4228-A washers-no oil scoop - w/28 spline shaft
63/	A, S	WBT, WCD		1	
61/62	A		C2AZ 4204-G	1	1. 784" dia. brg. journals-4 pinion std. - (10) 7/16" dia. bolt holes-includes 2-C9OZ 4228-A washers-with 4A050 oil scoop -w/31 spline shaft
63/	A, S	WBT, WCD, WCN			
62/64	A(8 cyl. 406, 427)	WCN	C2AZ 4204-F	1	1. 784" dia. brg. journals-4 pinion std. - (10) 1/2" dia. bolt holes-with 4A050 oil scoop
61	A(8 cyl. 390)		*C1SW 4204-B	1	1. 784" dia. brg. journals-2 pinion locker-includes 2 C2OW 4228-A washers-no oil scoop-N/R (1-69)
62	A		C2AZ 4204-L	1	1. 784" dia. brg. journals-2 or 4 pinion locker-with 4A050 oil scoop
	Includes -	1-C4AZ 4214-A Spring Plates	3-B9AZ 4945-A		1-C4AZ 4946-A Hub
					4-B9AZ 4947-A Plates
63	A		C2AZ 4204-N	1	1. 784" dia. brg. journals-2 or 4 pinion locker
	Includes -	1-C4AZ 4214-A Spring Plates	3-B9AZ 4945-A		1-C4AZ 4946-A Hub
					4-B9AZ 4947-A Plates
64/	A, S	WBV, WDE	C4AZ 4204-B	1	1. 784" dia. brg. journals-2 pinion locker-with 4A050 oil scoop
62	B		C2OW 4204-A	1	1. 628" dia. brg. journals-2 pinion std.-(8" R/G)
63/	B	WCL	C2OZ 4204-C	1	1. 628" dia. brg. journals-2 pinion std. - (8" R/G)
64/	B	WDR	C4OZ 4204-A	1	1. 628" dia. brg. journals-2 pinion locker-with 4A050 oil scoop-(8" R/G)
63/	B	WCU	C2AZ 4204-H	1	1. 628" dia. brg. journals 2 pinion std. - includes 2-C2OW 4228-A washers-no oil scoop-(9" R/G)

YEAR	MODEL	AXLE IDENTIFICATION	PART NUMBER	QTY.	DESCRIPTION
4204-5 CASE ASSY. - DIFFERENTIAL GEAR - continued					
60	X		C0DW 4205-J	1	Except 3.10 to 1 ratio
60	X		★C0DW 4205-G	1	3.10 to 1 ratio -Not replaced
61/62	X	WBW, WBY, WCY	C1DW 4204-A	1	1.503" dia. brg. journals-2 pinion std. -
63/	X			1	Replaces one-piece case
61/	X		C1DW 4204-B	1	1.503" dia. brg. journals-4 pinion std. - to convert from 2 pinion
64/	X	WCY	C4DZ 4204-A	1	1.503" dia. brg. journals-2 pinion locker
63/	X	WCS, WCZ	C2OZ 4204-C	1	1.628" dia. brg. journals-2 pinion std.
64/	X	WDJ	C4OZ 4204-A	1	1.628" dia. brg. journals-2 pinion locker

4209 KIT - DIFFERENTIAL GEAR and PINION

RING GEAR and PINION IDENTIFICATION CHART LISTED NUMERICALLY BY STAMPED NUMBER ON RING GEAR

IDENTIFICATION NUMBER		RING GEAR & PINION PART NUMBER	REPLACED BY	IDENTIFICATION NUMBER		RING GEAR & PINION PART NUMBER	REPLACED BY
RING GEAR	PINION			RING GEAR	PINION		
C0AW 4210-A	C0AW 4610-A	C0AZ 4209-A	C0AZ 4209-E	C2AW 4210-D	C2AW 4610-R	C0AZ 4209-E	
C0DW 4210-A	C0DW 4610-A		C0DZ 4209-A	C2AW 4210-D	C2AW 4610-R	C0AZ 4209-E	
C0DW 4210-B	C0DW 4610-B		C0DZ 4209-A	C2AW 4210-E	C2AW 4610-D	C2AZ 4209-E	C0AZ 4209-E
C0DW 4210-C	C0DW 4610-C		C1DZ 4209-N	C2AW 4210-E	C2AW 4610-N	C2AZ 4209-E	C0AZ 4209-E
C0DW 4210-D	C0DW 4610-D		C1DZ 4209-N	C2AW 4210-E	C2AW 4610-R		C0AZ 4209-E
C0DW 4210-G	C0DW 4610-G	C0DZ 4209-A		C2AW 4210-F	C2AW 4610-B	C2AZ 4209-F	B7AZ 4209-L
C0DW 4210-G	C0DW 4610-M	C0DZ 4209-AC		C2AW 4210-F	C2AW 4610-K	C2AZ 4209-F	B7AZ 4209-L
C0DW 4210-G	C0DW 4610-S		C0DZ 4209-A	C2AW 4210-F	C2AW 4610-L	C2AZ 4209-F	B7AZ 4209-L
C0DW 4210-G	C1DW 4610-J	C1DZ 4209-J		C2AW 4210-G	C2AW 4610-C	C2AZ 4209-G	B7AZ 4209-J
C0DW 4210-G	C1DW 4610-J	C1DZ 4209-AA		C2AW 4210-G	C2AW 4610-M	C2AZ 4209-G	B7AZ 4209-J
C0DW 4210-G	C1DW 4610-J	C1DZ 4209-AA		C2AW 4210-H	C2AW 4610-A	C2AZ 4209-H	B7AZ 4209-K
C0DW 4210-H	C0DW 4610-B		C0DZ 4209-A	C2AW 4210-H	C2AW 4610-H	C2AZ 4209-H	B7AZ 4209-K
C0DW 4210-J	C0DW 4610-C		C1DZ 4209-N	C2AW 4210-H	C2AW 4610-J	C3AZ 4209-D	B7AZ 4209-K
C0DW 4210-J	C0DW 4610-H		C1DZ 4209-N	C2AW 4210-J	C2AW 4610-E	C2AZ 4209-J	C0AZ 4209-E
C0DW 4210-M	C0DW 4610-G		C1DZ 4209-J	C2AW 4210-J	C2AW 4610-J		C0AZ 4209-E
C0DW 4210-N	C0DW 4610-H	C0DZ 4209-B	C1DZ 4209-N	C2AW 4210-J	C2AW 4610-R	C2AZ 4209-J	C0AZ 4209-E
C0DW 4210-N	C0DW 4610-N	C0DZ 4209-Y	C1DZ 4209-T	C2AW 4210-K	C2AW 4610-F	C2AZ 4209-K	B7AZ 4209-L
C0DW 4210-R	C0DW 4610-K	C0DZ 4209-Z	C1DZ 4209-U	C2AW 4210-K	C2AW 4610-L	C2AZ 4209-K	B7AZ 4209-L
C0DW 4210-S	C0DW 4610-G		C0DZ 4209-A	C2AW 4210-L	C2AW 4610-G	C2AZ 4209-L	B7AZ 4209-K
C0DW 4210-S	C0DW 4610-L	C0DZ 4209-V	C1UZ 4209-D	C2AW 4210-L	C2AW 4610-J	C2AZ 4209-L	B7AZ 4209-K
C0DW 4210-T	C0DW 4610-R	C0DZ 4209-AA	C1DZ 4209-U				
C0DW 4210-T	C1DW 4610-K	C1DZ 4209-U					
C1DW 4210-A	C1DW 4610-A		C1DZ 4209-Y				
C1DW 4210-B	C1DW 4610-B		C1DZ 4209-R				
C1DW 4210-B	C1DW 4610-G		C1DZ 4209-N				
C1DW 4210-C	C1DW 4610-C		C1DZ 4209-Z				
C1DW 4210-C	C1DW 4610-F	C1DZ 4209-Z					
C1DW 4210-C	C1DW 4610-F	C1DZ 4209-Z					
C1DW 4210-D	C1DW 4610-G	C1DZ 4209-N					
C1DW 4210-D	C1DW 4610-G	C1DZ 4209-V					
C1DW 4210-D	C1DW 4610-K	C1DZ 4209-L	C1DZ 4209-T				
C1DW 4210-D	C1DW 4610-R		C1DZ 4209-Z				
C1DW 4210-E	C1DW 4610-D	C1DZ 4209-Y					
C1DW 4210-G	C1DW 4610-J		C1DZ 4209-J				
C1DW 4210-T	C1DW 4610-K	C1DZ 4209-T					
C1UW 4210-A	C1UW 4610-B	C1UZ 4209-D					
C2AW 4210-A	C2AW 4610-A	C2AZ 4209-A	B7AZ 4209-K				
C2AW 4210-A	C2AW 4610-H	C2AZ 4209-A	B7AZ 4209-K				
C2AW 4210-A	C2AW 4610-J	B7AZ 4209-K					
C2AW 4210-A	C2AW 4610-J	B7AZ 4209-K					
C2AW 4210-B	C2AW 4610-B	C2AZ 4209-B	B7AZ 4209-L				
C2AW 4210-B	C2AW 4610-K	C2AZ 4209-B	B7AZ 4209-L				
C2AW 4210-B	C2AW 4610-L	B7AZ 4209-L					
C2AW 4210-B	C2AW 4610-L	B7AZ 4209-L					
C2AW 4210-B	C2AW 4610-R		C0AZ 4209-D				
C2AW 4210-C	C2AW 4610-C	C2AZ 4209-C	B7AZ 4209-J				
C2AW 4210-C	C2AW 4610-M	C2AZ 4209-C	B7AZ 4209-J				
C2AW 4210-D	C2AW 4610-D	C2AZ 4209-D	C0AZ 4209-E				
C2AW 4210-D	C2AW 4610-N	C2AZ 4209-D	C0AZ 4209-E				
C2OW 4210-A	C2OW 4610-A	C2OZ 4209-A	C4OZ 4209-H				
C2OW 4210-A	C2OW 4610-D	C2OZ 4209-A	C4OZ 4209-H				
C2OW 4210-A	C2OW 4610-G	C2OZ 4209-A	C4OZ 4209-H				
C2OW 4210-B	C2OW 4610-B	C2OZ 4209-B	C4OZ 4209-J				
C2OW 4210-B	C2OW 4610-E	C2OZ 4209-B	C4OZ 4209-J				
C2OW 4210-B	C2OW 4610-H	C2OZ 4209-B	C4OZ 4209-J				
C2OW 4210-C	C2OW 4610-C	C2OZ 4209-C	C4DZ 4209-D				
C2OW 4210-C	C2OW 4610-F	C2OZ 4209-C	C4DZ 4209-D				
C2OW 4210-C	C2OW 4610-J	C2OZ 4209-C	C4DZ 4209-D				
C3AW 4210-A	C3AW 4610-A	C3AZ 4209-A	B8AZ 4209-C				
C3AW 4210-B	C3AW 4610-A	B8AZ 4209-B	B8AZ 4209-C				
C3AW 4210-B	C3AW 4610-A	B8AZ 4209-C					
C3AW 4210-B	C3AW 4610-D	B7AZ 4209-E	B7AZ 4209-J				
C3AW 4210-C	C3AW 4610-B		B7AZ 4209-L				
C3AW 4210-D	C3AW 4610-B	B7AZ 4209-J					
C3AW 4210-D	C3AW 4610-B	B7AZ 4209-N					
C3AW 4210-D	C3AW 4610-D	C3AZ 4209-B	B7AZ 4209-L				
C3OW 4210-A	C3OW 4610-A	C3OZ 4209-A	C3OZ 4209-D				
C3UW 4210-A	C3UW 4610-A	C3UZ 4209-A	C3UZ 4209-C				
C3UW 4210-B	C3UW 4610-A	C3UZ 4209-B	C3UZ 4209-C				
C3UW 4210-B	C3UW 4610-A	C3UZ 4209-C					
C4AW 4210-A	WAB 4610-A	C4AZ 4209-L					
C4AW 4210-B	C4AW 4610-A	C4AZ 4209-B					
C4AW 4210-B	C4AW 4610-A	C4AZ 4209-M					
C4AW 4210-C	C4AW 4610-B	C4AZ 4209-C					
C4AW 4210-C	C4AW 4610-B	C4AZ 4209-N					
C4AW 4210-D	C4AW 4610-C	C3AZ 4209-H					
C4AW 4210-E	C4AW 4610-D	C4AZ 4209-E					

4209 KIT - DIFFERENTIAL GEAR and PINION - continued

RING GEAR and PINION IDENTIFICATION CHART LISTED NUMERICALLY BY STAMPED NUMBER ON RING GEAR

IDENTIFICATION NUMBER		RING GEAR & PINION PART NUMBER	REPLACED BY	IDENTIFICATION NUMBER		RING GEAR & PINION PART NUMBER	REPLACED BY
RING GEAR	PINION			RING GEAR	PINION		
C4AW 4210-E	C4AW 4610-D	C4AZ 4209-P	C4AZ 4209-AA	WAB 4210-A	C1TW 4610-A	C1TW 4209-A	B7AZ 4209-K
C4AW 4210-F	C4AW 4610-E	C4AZ 4209-R	C4AZ 4209-AB	WAB 4210-B	WAB 4610-C	WAB 4209-J	C4AZ 4209-C
C4AW 4210-G	C4AW 4610-F	C4AZ 4209-S	C4AZ 4209-AC	WAB 4210-C	WAB 4610-E	WAB 4209-H	C3UZ 4209-C
C4AW 4210-H	C4AW 4610-G	C4AZ 4209-T	C4AZ 4209-AD	WAB 4210-D	WAB 4610-F	WAB 4209-G	C4AZ 4209-E
C4AW 4210-J	C4AW 4610-H	C4AZ 4209-U	C4AZ 4209-AE	WAB 4210-E	WAB 4610-G	WAB 4209-F	C4AZ 4209-AB
				WAB 4210-F	WAB 4610-H	WAB 4209-E	C4AZ 4209-AC
C4DW 4210-A	C4DW 4610-A	C4DZ 4209-D		WAB 4210-G	WAB 4610-K	WAB 4209-D	C4AZ 4209-AC
				WAB 4210-H	WAB 4610-J	WAB 4209-C	C4AZ 4209-AE
C4OW 4210-A	C3OW 4610-A	C3OZ 4209-A	C3OZ 4209-D	WAB 4210-J	WAB 4610-H	WAB 4209-C	C4AZ 4209-AE
C4OW 4210-A	C4OW 4610-A	C4OZ 4209-D	C4OZ 4209-K	WAB 4210-K	WAB 4610-D	WAB 4209-K	C4AZ 4209-B
C4OW 4210-B	C4OW 4610-B	C4OZ 4209-H					
C4OW 4210-C	C4OW 4610-C	C4OZ 4209-J		WAC 4210-A	WAS 4610-A	B7A 4209-D	B7AZ 4209-L
C4OW 4210-D	C3OW 4610-A	C3OZ 4209-C	C3OZ 4209-D	WAC 4210-A	C1AW 4610-C	C1AZ 4209-C	B7AZ 4209-L
				WAC 4210-B	WAM 4610-D	B7A 4209-E	B7AZ 4209-J
WAA 4210-A	WAM 4610-C	B7A 4209-A	B7AZ 4209-H	WAC 4210-B	C1AW 4610-D	C1AZ 4209-D	B7AZ 4209-J
WAA 4210-A	C1SW 4610-A	C1SZ 4209-A	B7AZ 4209-H				
WAA 4210-A	C2AW 4610-S	B7AZ 4209-H		WAL 4210-B	WAM 4610-B	B8E 4209-A	C0AZ 4209-E
WAA 4210-A	C2AW 4610-S	B7AZ 4209-M		WAL 4210-B	C1AW 4610-A	C1AZ 4209-A	C0AZ 4209-E
WAA 4210-B	WAB 4610-A	B7A 4209-B	C0AZ 4209-E				
WAA 4210-B	C1AW 4610-B	C1AZ 4209-B	C0AZ 4209-E	WAM 4210-A	WAM 4610-A	B8A 4209-E	B8AZ 4209-C
				WAM 4210-B	WAM 4610-B	B8A 4209-F	B8AZ 4209-C
WAB 4210-A	WAR 4610-C	B7A 4209-C	B7AZ 4209-K	WAR 4210-B	WAR 4610-D	B8A 4209-D	C0AZ 4209-E

YEAR	MODEL	AXLE IDENTIFICATION	PART NUMBER	QTY.	RATIO	GEAR SIZE	NO. of TEETH GEAR/PINION	REMARKS
60	A, S		B7AZ 4209-H	1	3.70	8 3/4"	37 10	
61	A, S		B7AZ 4209-M	1	3.70	8 3/4"	37 10	
60/	A, B, S		C0AZ 4209-E	1	3.00	9"	39 13	
60/	A, B, S		B8AZ 4209-C	1	3.25	9"	39 12	
60/	A, B, S		B7AZ 4209-L	1	3.50	9"	35 10	
					3.56			
60/	A, B, S-NOTE 2		B7AZ 4209-J	1	3.89	9"	35 9	
60/	A, B, S		B7AZ 4209-K	1	4.11	9"	37 9	
64/	A(8 cyl. 427)		C3AZ 4209-H	1	4.44	9"	40 9	
63	A(8 cyl. 427)-NOTES 1 & 2		C3UZ 4209-C	1	4.57	9"	32 7	
64/	A(high performance engine)-		C4AZ 4209-L	1	3.10	9"	31 10	
60/63	includes lubricant-for		C4AZ 4209-B	1	3.40	9"	34 10	
64/	service installation only		C4AZ 4209-M	1	3.40	9"	34 10	
60/63			C4AZ 4209-C	1	4.33	9"	39 9	
64/			C4AZ 4209-N	1	4.33	9"	39 9	
64/			C4AZ 4209-E	1	4.71	9"	33 7	
60/			C4AZ 4209-AB	1	4.86	9"	34 7	
60/			C4AZ 4209-AC	1	5.14	9"	36 7	
60/			C4AZ 4209-AD	1	5.43	9"	38 7	
60/			C4AZ 4209-AE	1	5.67	9"	34 6	
61/	B, X		C1DZ 4209-Y	1	3.20	7 1/4"	32 10	
61/	X(6 cyl.)		C1DZ 4209-Z	1	3.50	7 1/4"	35 10	
62/	B, X		C4OZ 4209-K	1	2.79	8"	39 14	
					2.80	7 3/4"		
62/	B, X		C4OZ 4209-H	1	3.00	8"	39 13	
62/	B, X		C4DZ 4209-D	1	3.25	8"	39 12	
62/	B, X		C4OZ 4209-J	1	3.50	8"	35 10	
62/64	B(71)		C3OZ 4209-D	1	3.80	8"	38 10	
60	X(58A, 64)" Before 2/22/60"		C0DZ 4209-A	1	3.10	6 3/4"	31 10	3.435" MTG.DISTANCE
60	X(58A, 64)" From 2/22/60"		C0DZ 4209-AC	1	3.10	6 3/4"	31 10	3.435" MTG.DISTANCE
60	X(58A, 64)		C1DZ 4209-J	1	3.10	6 3/4"	31 10	3.560" MTG.DISTANCE
61/64	X(58A, 64)-6 cyl.		C1DZ 4209-AA	1	3.10	6 3/4"	31 10	3.560" MTG.DISTANCE

Note 1 - For high performance duty use 5 1/2 pints C2AZ 19580-D lubricant

Note 2 - When using this kit to replace one with 1/2"-20 holes-use C3AZ 4216-A bolt

▲ For service 8" gears replace 7 3/4" production gears and 9" gears replace 8 3/4" gears

FORD CAR PARTS

SECTION 40

105

YEAR	MODEL	AXLE IDENTIFICATION	PART NUMBER	QTY.	RATIO	GEAR		NO. OF TEETH		REMARKS
						SIZE	NO.	GEAR	PINION	
4209 KIT - DIFFERENTIAL GEAR and PINION - continued										
60	X	"Before 2/28/60"	C1DZ 4209-N	1	3.50	6 3/4"	35	10		
60	X	"From 2/28/60"	C1DZ 4209-V	1	3.50	6 3/4"	35	10	3.435" MTG.DISTANCE	
60/64	X (58A, 64)-6 cyl.		C1DZ 4209-T	1	3.50	6 3/4"	35	10	3.560" MTG.DISTANCE	
60/64	X (66A, 71, 78)-6 cyl.		C1DZ 4209-U	1	3.50	7"	35	10		
60/64	X (66A, 71, 78)-6 cyl.		CIUZ 4209-D	1	4.00	7"	36	9		
YEAR	MODEL	AXLE IDENTIFICATION	PART NUMBER	QTY.	DESCRIPTION					
60/	A, S, X		371518-S(MM180)	1	Locknut (pinion flange to pinion)-3/4"-20					
60	X		351521-S(XX237)	1	Washer-flat-3/4"					
60/	A, B, S, X		356214-S8(XX162)		Washer-flat-29/64"					
62	A (8 cyl. 406)		352887-S(XX182)	10	Washer-1/2"					
60/	A (except locking axle)		372487-S(BB395)	10	Bolt (gear to case)-7/16"-20 x 15/16"-locking					
60/	B, X (8 cyl.)			10						
60/	A, B, S, X-locking axles		350627-S(BB432)	10	Bolt(gear to case)-7/16"-20 x 1 1/8"-self locking					
60/	X		372768-S(BB437)	8	Bolt (gear to case)-3/8"-24 x 3/4"-locking					
64/	X		379237-S(BB394A)	8	Bolt(ring gear to case)-3/8"-24 x 1.17"-locking					
62	A (8 cyl. 406)		376749-S(BB396)	10	Bolt (gear to case)-1/2"-20 x .98"locking					
4211 SHAFT - DIFFERENTIAL PINION										
60/	A, B, S, X(7 3/4", 8", 8 3/4", 9" ring gear)		*B7A 4211-A	1	3/4" dia. -4 29/32" long-R/B B7AZ 4211-A (6-68)					
60/	B, X (6 3/4", 7", 7 1/4" ring gear)		C0DZ 4211-A	1	5/8" dia. -4 3/64" long					
60/	A (with locking axle)		352506-S(NN115)	1	Pin (shaft lock)-1/4"-1 1/2"					
60/	A, B, S, X		359475-S(NN116)	1or3	Pin (shaft lock)-1/4" x 1 3/4"					
60/	B, X (6 cyl.)		353909-S8	1	Pin (shaft lock)-3/16" x 1 1/2"					
4211 KIT - DIFFERENTIAL PINION SHAFT										
61/	A, B, S (4 pinion diff.)-8 3/4", 9" ring gear		C1AZ 4211-A	1	Consists of - 1-WAB 44205-A seat 2-WAB 44207-A shaft 3-359475-S pin					
60/	A, B, S, X(2 pinion diff.)-7 3/4", 8", 8 3/4", 9" ring gear		B7AZ 4211-A	1	Consists of -1-C9AW 4211-A shaft & 1-305105-S pin					
61/	B, X (4 pinion diff.)-6 3/4", 7", 7 1/4" ring gear		C1DZ 4211-A	1	Consists of - 2-C1DW 4419-A shaft 1-C1DW 4420-A seat 3-305110-S pin					
4214 SPRING - DIFFERENTIAL CLUTCH										
60/64	A, S	"Before 1/2/64"	B9A 4214-A	2	Locking axle					
64/	A, S	"From 1/2/64"	C4AZ 4214-A	1	Locking axle (exc.torque sensitive)-separate carrier					
64/	B, X			1						
4215 KIT - DIFFERENTIAL SHAFT PINION										
60/61	A, S	"Before 12/19/60"	B7A 4215-B	1	Consists of - 2-WAA 4215-C pinion 2-B7A 4230-A washer					
61/	A, B, S, X (7 3/4", 8", 8 3/4", 9" ring gear)-"From 12/19/60"		C1AZ 4215-B	1or2	Consists of - 2-C1AW 4215-B pinion 2-B7A 4230-A washer Use with non-locking axles					
61/	A, B, S, X (7 3/4", 8", 8 3/4", 9" ring gear)		C1AZ 4215-C	1or2	Consists of - 2-C1AW 4215-C pinion 2- B7A 4230-A washer Use with locking axles					
61/	B, X(6 3/4", 7", 7 1/4" ring gear)		C0DZ 4215-C	1	Consists of -2-C0DW 4215-C pinion 2-C0DW 4230-C washer Use with 2 piece case					
60/61	X		C0DZ 4215-B	1	Consists of -2-C0DW 4215-B pinion 2-C0DW 4230-A washer -use with C0DZ 4236-B kit for 1 piece case					
4216 BOLT - DIFFERENTIAL GEAR TO CASE										
62/	A (8 cyl. 406, 427)		C3AZ 4216-A	10	To attach ring gear with 7/16" holes to case with 1/2" holes					
4221 CONE and ROLLER ASSY. - DIFFERENTIAL BEARING										
60/	A, B, S, X		B7A 4221-A	2	1 5/8" I. D. -stamped LM 501349 (med.)-Also used as front wheel bearing					
60/	A, B, S		B7A 4221-B	2	1 25/32" I. D. -stamped LM 603049(larger)-Also used as front wheel bearing					
61/	B, X		C1OW 4221-A	2	1 1/2" I. D. -stamped LM 29749 (small)					
60	X		B7C 1201-A	2	Stamped LM 48548					

▲ For service 8" gears replace 7 3/4" production gears and 9" gears replace 8 3/4" gears

YEAR	MODEL	AXLE IDENTIFICATION	PART NUMBER	QTY.	DESCRIPTION
4222 CUP - DIFFERENTIAL BEARING					
60/	A, B, S, X		B7A 4222-A	2	2 57/64" O. D. -stamped LM 501310 (medium)-Also used as frt. wheel brg. cup
60/	A, B, S		B7A 4222-B	2	3 1/16" O. D. -stamped LM603011(large)-Also used as front wheel brg. cup
61/	B, X		CIUW 4222-A	2	2 9/16" O. D. -stamped 29710 (small)
60	X		B7C 1202-A	2	Stamped LM 48510
4228 WASHER - DIFFERENTIAL SIDE GEAR THRUST					
60/	A, B, S, X (7 3/4", 8", 8 1/2", 8 3/4", 9" ring gear)		C2OW 4228-A	2	1 25/32" I. D. -2 7/8" O. D. -.031" thick
60/	B, X (6 3/4", 7", 7 1/4" ring gear)		C0DW 4228-A	2	1 25/64" I. D. -2 1/4" O. D. -.032" thick
4230 WASHER - DIFFERENTIAL PINION SHAFT THRUST					
60/	A, B, S, X (7 3/4", 8", 8 3/4", 9" ring gear)		B7AZ 4230-A	2or4	25/32" I. D. -1 33/64" O. D. -.032" thick - phosphate coated
60/64	X (6 3/4", 7", 7 1/4" ring gear)-except Taxi		C0DW 4230-A	2	21/32" I. D. -1 9/32" O. D. -.031" thick-phosphate coated-black
60/	B, X (6 3/4", 7", 7 1/4" ring gear)-including Taxi		C0DW 4230-C	2	21/32" I. D. -1 11/32" O. D. -.032" thick-cadmium plate - White
4234-5 SHAFT and BEARING ASSY. - REAR AXLE					
60/64	A		● C0AZ 4234-A	1	R.H. - 28 splines-32 13/64" long
			● C0AZ 4235-A	1	L.H. - 27 27/32" long
60/ 62	A (For Special Duty Performance Only)-8 cyl. 352, 390		▲ C0AW 4234-D	1	R.H. - 28 splines-32 29/64" long
			* ▲ C0AZ 4235-C	1	L.H. - 28 3/32" long -Not replaced
63/64	A	WBT, WBV	▲ C2SZ 4234-C	1	R. H. - 28 splines-32 1/4" long
			▲ C2SZ 4234-D	1	L. H. - 27 15/16" long
63/64	A (8 cyl. 427)	WCN	▲ C3AZ 4234-A	1	R.H. - 31 splines-32 1/8" long
			▲ C3AZ 4234-B	1	L.H. - 27 3/4" long
62/	B	WCL, WCU, WDK	● C2OZ 4234-A	1	R. H. - 28 splines-30 1/8" long
			● C2OZ 4235-A	1	L. H. - 26 5/64" long
60	S		▲ B9S 4234-A	1	R.H. - 28 spline-30 23/32" long
			▲ B9S 4235-A	1	L.H. - 26 23/64" long
61	S		● C0AZ 4234-A	1	R. H. - 28 splines-32 13/64" long
			● C0AZ 4235-A	1	L. H. - 27 27/32" long
62/	S	WCD, WDE	▲ C2SZ 4234-C	1	R. H. - 28 splines-32 1/4" long
			▲ C2SZ 4234-D	1	L.H. - 27 15/16" long
60/61	X (S/D, S/W, 66A, Taxi)		◇ C0DW 4234-B	1	R.H. - 23 splines - 28 31/32" long
			◇ C0DZ 4235-B	1	L.H. - 25 29/64" long
60/61	X (58A, 64A)		□ C0DW 4234-C	1	R.H. - 23 splines - 28 31/32" long
			□ C0DZ 4235-A	1	L.H. - 25 29/64" long
61/62	X (S/D, S/W, 66A)		◇ C1DW 4234-A	1	R.H. - 24 splines-29 11/64" long-4 studs
61/ 62	X (Taxi)-6 cyl. 144 & S/T			1	R.H.
			◇ C1DZ 4234-A	1	L.H. - 25 43/64" long
61/62	X (58A, 64)		□ C1DW 4234-B	1	R.H. - 24 splines-28 31/32" long-4 studs
			□ C1DZ 4234-B	1	L.H. - 25 29/64" long
63	X	WBW	□ C3DZ 4234-C	1	L.H. - 24 splines-25 43/64" long
			□ C3DZ 4234-D	1	R. H. - 29 11/64" long
63	X	WBY	◇ C3DZ 4234-E	1	R.H. - 24 splines- 29 11/64" long
			◇ C3DZ 4234-F	1	L.H. - 25 43/64" long
63	X	WCS	● C3DZ 4234-A	1	R.H. - 28 splines - 29 17/64" long
			● C3DZ 4234-B	1	L.H. - 25 7/32" long
64/	X	WCY	◇ C4DZ 4234-A	1	R.H. - 24 splines - 29 15/16" long
			◇ C4DZ 4234-B	1	L. H. - 26 7/16" long
64/	X	WCZ, WDJ	● C2OZ 4234-A	1	R. H. - 28 splines-30 1/8" long
			● C2OZ 4235-A	1	L. H. - 26 5/64" long
60/	A, S, X		356080-S32(MM270)	4or6	Spring nut (shaft to brake drum)-1/2"
4236 GEAR - DIFFERENTIAL SIDE					
60/61	A, S (with locking axle)- "Before 12/19/60"		B9A 4236-B	1	28 splines-4 omitted-No hub - use with 1 pc. WAA 4236-C included in B7A 4236-B Kit
61/	A, B, S, X (with locking axle)-except 7 1/4", "From 12/19/60"		C2AZ 4236-B	1	28 splines-4 omitted-no hub-use with 1 pc. C2AW 4236-A included in C2AZ 4236-A kit

▲ Includes C1SZ 1225-B bearing
● Includes B7AZ 1225-A bearing

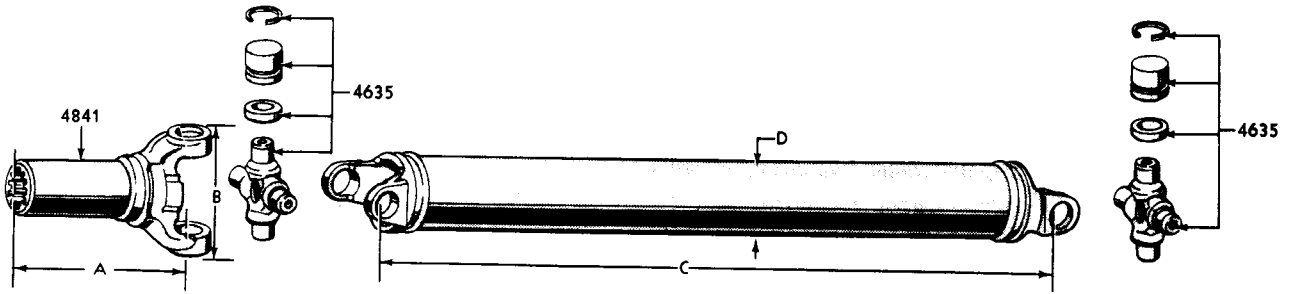
◇ Includes C0DZ 1225-C bearing
□ Includes C0DZ 1225-A bearing

FORD CAR PARTS

YEAR	MODEL	AXLE IDENTIFICATION	PART NUMBER	QTY.	DESCRIPTION
4236-7 KIT - DIFFERENTIAL SIDE GEAR					
60/61	A, S	"Before 12/19/60"	B7A 4236-B	1	28 splines-4 omitted-with hub Consists of -2-WAA 4236-C Gear (use 1 pc. for locking axle) 2-C9OZ 4228-A Washer
61/	A, B, S, X (exc. 6 3/4", 7", 7 1/4", ring gear)- "From 12/19/60"		C2AZ 4236-A	1	28 splines-4 omitted-with hub Consists of 2-C2AW 4236-A Gear (use 1 pc. for locking axle) 2-C9OZ 4228-A Washer
64/	A (8 cyl. 427)- Exc. locking axle		C4AZ 4236-A	1	31 splines-4 omitted-with hub Consists of - 2-C4AW 4236-A Gear 2-C9OZ 4228-A Washer
61/	B, X (6 3/4", 7", 7 1/4" ring gear)		C1DZ 4236-C	1	24 splines - Consists of 2 - C4DZ 4236-A Gear 2 - C0DW 4228-A Washer
60/61	X (with 3.10 to 1 ratio)		C0DZ 4236-B	1	23 splines-Use w/C0DZ 4215-B kit - Consists of - 2-C0DW 4236-B Gear & 2-C0DW 4228-A Washer for 1 pc. case
60/61	X (except 3.10 to 1 ratio)		C0DZ 4236-C	1	23 splines - Consists of - 2-C0DW 4236-C Gear 2-C0DW 4228-A Washer
61/63	X (with 3.10 to 1 ratio)		C1DZ 4236-A	1	24 splines - Consists of - 2-C1DW 4236-A Gear 2-C0DW 4228-A Washer
4298 BRACKET - DRIVING PINION BEARING RETAINER - Also refer to Group 4730					
60/	A (except 8 cyl. 427 with 1330 U Joint)	WBT, WBS, WCN	C0AW 4298-A	1	Bracket
63/64	A (with 1330 U/joint)	WBV, WCN	C3AZ 4298-B	1	Bracket
63/64	B (8 cyl. 260)-S/T	WCL	C3OZ 4298-A	1	Bracket-use with torsional damper axle flange
63/	B(8 cyl. 289-4/B carb.)	WCU	C3OZ 4298-C	1	Bracket
4346 SCREW - COVER TO HOUSING					
60/	A, B, X		C7AZ 4346-A	10	3/8"-16 x 5/8" locking
4347 BOLT - DIFFERENTIAL CARRIER TO REAR AXLE HOUSING					
60/	A, S		C1AW 4347-A	10	3/8"-24 x 1 9/16"
62/	B, X		34445-S7-8(M80)	10	Locknut-3/8"-24
			353667-S(XX156)	5	Washer-flat (copper)-25/64"
4529 'U' BOLT - UNIVERSAL JOINT					
61/	A, B		C1AZ 4529-A	2	5/16"-24 for 1 1/8" bearing caps
63/	X(8 cyl.)			2	
60/	S, Police Interceptor		C8UZ 4529-A	2	5/16"-24-for 1 1/16" bearing caps
60/	A			2	
60/	X(6 cyl.)		C0DD 4529-A	2	1/4"-28 for 1" bearing caps
			33798-S7-8(M62)		Nut-5/16"-24
			34806-S7(X64)		Lockwasher-5/16"
			33796-S7(M61)		Nut-1/4"-28
			34805-S8(X62)		Lockwasher-1/4"

4602 DRIVE SHAFT and RELATED PARTS

Drive Shafts Group 4602, Universal Joints Group 4635 and Knuckle & Plug Assemblies Group 4841 are cataloged in chart form under group numbers 4602. The drive shafts and related parts are listed by model years and within the model years designated by car line. The various codes designating the universal joints and knuckle & plug assemblies are explained below. Identification charts showing the various dimensions of universal joints and knuckle & plug assemblies appear under Groups 4635 and 4841.



P-3895

Universal Joint Codes used throughout the chart apply to part numbers as indicated
Also refer to Group 4635 for Universal Joint Identification Chart

CODE	PART NO.	T Y P E	CODE	PART NO.	T Y P E
F	C0DZ 4635-A	Mechanics-1100-2 21/32" span	T	C3AZ 4635-E	Cleveland Steel-1310-3 15/32" span
K	C2SZ 4635-A	Cleveland Steel-1310-1330-3 15/32" x 3 5/8" span	V	C3AZ 4635-F	Cleveland Steel-1310-3 15/32" span
L	C3DZ 4635-A	Mechanics or SACO-1100-2 21/32"span	Y	C3AZ 4635-G	Cleveland Steel-1330-3 5/8" span
R	C3AZ 4635-C	Spicer or Ford-1260-3 15/32" span	Z	C3AZ 4635-H	Cleveland Steel-1330-3 5/8" span
S	C3AZ 4635-D	Spicer or Ford-1260-3 15/32" span	AD	C4SZ 4635-B	Spicer-1330-3 5/8" span

Knuckle and Plug Codes used throughout the chart apply to part numbers as indicated
Also refer to Group 4841 for Knuckle and Plug Identification Chart

CODE	PART NO.	A	B	NO. SPLINES	REPLACED BY	CODE	PART NO.	A	B	NO. SPLINES	REPLACED BY
8	C0AA 4841-A	7 15/64"	3 1/4"	28		26	C3AZ 4841-G	8 7/32"	3 7/8"	28	
11	C1DD 4841-D	7 3/4"	2 15/32"	25		27	C4SZ 4841-A	7 1/2"	3 7/8"	31	
16	C0SS 4841-A	7 5/16"	3 1/4"	31		28	C1UZ 4841-A	5 29/32"	2 15/32"	25	
18	C3AZ 4841-A	8 7/32"	3 1/2"	31		32	C3DZ 4841-A	8 1/4"	3 1/2"	25	
20	C3AZ 4841-C	8 13/64"	3 15/32"	28		33	C2OZ 4841-B	7 5/8"	3 15/32"	25	
23	C3AZ 4841-D	8 3/32"	3 1/2"	28		43	C7SZ 4841-A	8 5/32"	3 29/32"	31	
24	C3AZ 4841-E	8 7/32"	3 21/32"	28							

YEAR 19__	MODEL	TRANSMISSION	IDENTIFICATION	UNIV. JOINT CODE		KNUCKLE & PLUG CODE	DRIVE SHAFT		PART NUMBER
				FRONT	REAR		C LENGTH	D DIAMETER	
- A - 1960 - 1964									
60	A (Spicer type)		No color	R	R	23	56 17/32"	2 3/4"	ΔC0AA 4602-F
60	Taxicab(6 cyl. & 8 cyl. 292)	F/M/2, O/D, S/T							
60	Taxicab (8 cyl. 352)	S/T							
60	A (8 cyl. 352) -4/B carb.	O/D, C/M	No color	R	R	18	56 17/32"	2 3/4"	★C0AA 4602-D
60	P/I (8 cyl. 352)	S/T, O/D							
60/61	A, Taxicab (6 cyl. 223)(8 cyl. 292)	S/T, F/M/2,							
61	A (6 cyl. & 8 cyl. 292)	All	1 Green band	R	S	23	56 1/2"	2 3/4"	C2AZ 4602-F
61	A (8 cyl. 352-2/B carb.)	C/M							
61	A (P/I)-8 cyl. 352	S/T							
61	A (8 cyl. 390 & Special)- 4 & 6/B carb.	S/T	1 Pink band	R	V	8	56 35/64"	3"	C1AA 4602-L

● See above for universal joint and knuckle & plug codes

Δ Attached with "U" bolts

4602 DRIVE SHAFT and RELATED PARTS - continued

YEAR 19__	MODEL	TRANSMISSION	IDENTIFICATION	●UNIV. JOINT CODE			DRIVE SHAFT		PART NUMBER
				FRONT	REAR	● KNUCKLE & PLUG CODE	C	D	
							LENGTH	DIAMETER	
- A - 1960 - 1964									
61/62	A (6 cyl. 223)	O/D, F/M/2	1 Green band	R	S	23	56 1/2"	2 3/4"	C2AZ 4602-F
61/62	A (8 cyl. 292)	O/D, C/M							
61/62	A (8 cyl. 352)	F/M/2, S/T, C/M							
61/62	A (8 cyl. 352, 390)	3 & 4 S/T, F/M/2	Rubber insulated-lub fitted	R	V	8	56 35/64"	3"	C2AZ 4602-E
62/64	A (8 cyl. 352)	O/D	1 White band	T	V	16	56 5/8"	3"	C2AZ 4602-H
61/62	A (8 cyl. 390-4/B & 6/B carb.)	O/D, C/M							
62	A (6 cyl. 223)	S/T	Rubber insulated-1 Pink band	R	V	23	56 1/2"	3"	C2AZ 4602-G
62	A (8 cyl. 292)	S/T, F/M/2							
62	A (8 cyl. 352)	F/M/2, C/M	1 Green band	R	S	23	56 1/2"	2 3/4"	C2AZ 4602-F
62	A, Taxicab (6 cyl. 223 & 8 cyl. 292)	F/M/2, S/T, C/M							
62	A (8 cyl. 390, 406)	3 or 4 S/T	Rubber insulated-lub fitted 1 Yellow & 1 Red band	R	V	8	56 35/64"	3"	C2AZ 4602-E
62	A (8 cyl. 390)	O/D, C/M	1 White band	T	V	16	56 5/8"	3"	C2AZ 4602-H
62	A (8 cyl. 406)	O/D							
62	A (8 cyl. 390)-4 & 6/B carb.	All							
62	A (8 cyl. 390 & Special)- 4 & 6/B carb.	S/T	1 Pink band	R	V	8	56 35/64"	3"	C1AA 4602-L
63	A (exc. 65B, 76B)(6 cyl. 223)	F/M/2	1 Yellow & 1 White band	R	S	23	56 5/8"	2 3/4"	C3AZ 4602-H
63	A (exc. 65B, 76B)(8 cyl. 260, 289)	C/M							
63	A (65B, 76B)(8 cyl. 260)	F/M/2							
63	A (8 cyl. 352) "Before 4/15/63"	C/M	1 White & 1 Red band-plug fitted-Rubber insulated	T	V	20	56 11/32"	3"	C3AZ 4602-B
63	A (8 cyl. 390, 406)- "Before 6/17/63"	3 or 4 S/T							
63	A (8 cyl. 352) "Before 4/15/63"	O/D	Rubber insulated 1 White, 2 Yellow bands	T	V	23	56 19/64"	3"	C3AZ 4602-F
63	A (8 cyl. 390) "Before 6/17/63"	O/D							
64	A (6 cyl. 223)	3/S/T, O/D, C/M	Cardboard lined-1 White & 1 Charcoal band	R	S	23	59 51/64"	3 1/4"	C4AZ 4602-A
64	A (8 cyl. 289)	3 or 4 S/T, C/M, O/D							
63/64	A (8 cyl. 260, 289)-(6 cyl. 223)	3/S/T, C/M, O/D, F/M/2	Cardboard lined-1 Orange	R	S	23	56 5/8"	2 3/4"	C4AZ 4602-B
63/64	A (Taxi) (6 cyl. 223)	3/S/T, F/M/2	1 Green band						
63/64	A (8 cyl. 352) "From 4/15/63"	3 or 4 S/T, C/M	Cardboard lined-1 Red & 1 Light Green band	T	V	23	56.30"	3"	C3AZ 4602-Y
63/64	A (8 cyl. 352) "From 4/15/63"	O/D	1 Green & White band - plug fitted	T	V	18	56 7/16"	3"	C3AZ 4602-C
63	A (8 cyl. 390) "Before 6/17/63"	C/M	Units with "A" following numerical numbers on axle model tag						
63	A (8 cyl. 390) "Before 6/17/63"	3 or 4 S/T	1 White & 1 Red band-plug fitted-Rubber insulated	T	V	20	56 11/32"	3"	C3AZ 4602-B
63/64	A (8 cyl. 390 4/B) "From 6/17/63"	O/D	Plug fitted-rubber insulated 1 White & 1 Yellow band	Y	Z	43	56 1/4"	3"	C3AZ 4602-T
64	A, (A P/I)-except 57C, 63C, 76B (8 cyl. 390)	O/D							
63/64	A, (A P/I)-8 cyl. 390 4/B "From 6/3/63"	C/M	Plug fitted-1 White & 1 Silver band	Y	Z	43	56.30"	3"	C3AZ 4602-M
63/64	A, (A P/I)-8 cyl. 390 4/B "From 6/17/63"	3 or 4 S/T	Plug fitted-rubber insulated 1 White & 1 Red band	Y	Z	26	56 1/4"	3"	C3AZ 4602-S
63	A (8 cyl. 406) "Before 6/17/63"	4 S/T	1 White & 1 Red band-plug fitted-Rubber insulated	T	V	20	56 11/32"	3"	C3AZ 4602-B
63	A Special (8 cyl. 427) "Before 6/3/63"	3 or 4 S/T	1 Red & 1 Tan band	T	V	24	57.30"	3"	C3AZ 4602-N

● Refer to page 108 for universal joint and knuckle & plug codes

4602 DRIVE SHAFT and RELATED PARTS - continued

YEAR 19__	MODEL	TRANSMISSION	IDENTIFICATION	UNIV. JOINT CODE		*KNUCKLE & PLUG CODE	DRIVE SHAFT		PART NUMBER	
				FRONT	REAR		C LENGTH	D DIAMETER		
- A - 1960 - 1964										
63/64	A Special (8 cyl. 427) "From 6/3/63"	3 or 4 S/T	Plug fitted, cardboard lined-1 White & 1 Blue band	Y	Z	26	56 3/16"	3"	C3AZ 4602-V	
63	A (except 71, 76, 65B) 8 cyl. 427 "Before 6/3/63"	O/D	Plug fitted, cardboard lined, 1 White & 1 Tan band	T	V	43	57 3/16"	3"	C3AZ 4602-R	
63	A (8 cyl. 427) "From 6/3/63"	O/D	Plug fitted cardboard	Y	Z	43	56 3/16"	3"	C3AZ 4602-U	
64	A(54,57B,62,63B,76B)-8 cyl.427	O/D	lined,1 White & 1 Silver band							
- B - 1962-1964										
62/63	B (6 cyl. 170)-H,D clutch	S/T	Lub fitted-rubber insulated 1 Red & 1 Orange band	R	S	32	57 1/8"	3"	C3OZ 4602-A	
62/63	B (8 cyl. 221)	S/T,O/D, F/M/2	Plug fitted-rubber insulated 1 Orange band	R	S	33	58"	3"	C3OZ 4602-B	
62/63	B (8 cyl. 260)	F, M/2, O/D, 4/S/T								
64	B (8 cyl. 260,289)(exc. 116" W/B)	O/D, F,M/2								
62	B (8 cyl. 221, 260)	All								
63	B (8 cyl. 260)	3/S/T	Plug fitted-rubber insulated	R	S	33	57 3/8"	3"	C3OZ 4602-D	
64	B (8 cyl. 260, 289)(except 116" W/B)	3/S/T	1 Yellow band							
63	B (6 cyl. 170)	S/T,F/M/2	Plug fitted-rubber insulated	R	S	33	58"	3"	C3OZ 4602-B	
63/64	B (6 cyl. 200)(except 116" W/B)	F/M/2	1 Red band							
64	B (6 cyl. 170)(except 116" W/B)	3/S/T								
62	B (6 cyl. 170, 8 cyl. 221)	All								
63/64	B (except S/W)(8 cyl. 289 4/B) (except 116" W/B)	3/S/T	1 Orange & 1 Blue band- plug fitted-cardboard lined	R	S	23	53 39/64"	3"	C3OZ 4602-H	
63/64	B (except S/W)(8 cyl. 289 4/B) (except 116" W/B)	4/S/T	1 Orange & 1 Yellow band plug fitted-cardboard lined	R	S	23	55 39/64"	3"	C3OZ 4602-K	
63/64	B (except S/W)(8 cyl. 289 4/B) (except 116" W/B)	O/D, C/M	2 Silver bands-plug fitted-cardboard lined	R	S	23	57 3/64"	3"	C3OZ 4602-J	
64	B (8 cyl. 260, 289) (except 116" W/B)	F/M/3, C4	Rubber insulated	R	S	23	58 13/64"	3"	C4OZ 4602-A	
64	B (8 cyl. 289-2/B carb.) (except 116" W/B)	4/S/T	Rubber insulated 2 White bands	R	S	23	56 5/8"	3"	C4OZ 4602-B	
64	B(65)(6 cyl. 170)(116" W/B- except with H/D clutch)	3/S/T	1 Red & 1 Lavender band	R	S	33	58 1/2"	3"	C4OZ 4602-C	
64	B(65)(8 cyl. 260, 289 2/B)- 116" W/B	3/S/T,O/D								
64	B(65)(6 cyl. 220)-116" W/B	F/M/2								
64	B(65)(8 cyl. 260, 289 2/B)- 116" W/B	F/M/2								
64	E(65)(8 cyl. 260, 289 2/B)- 116" W/B	C4	Pink & vert. paint bands	R	S	23	58 1/2"	3"	C6OZ 4602-T	
64	B(65)(6 cyl. 170)-116" W/B with H/D clutch	3/S/T	Rubber insulated	R	S	32	57 21/32"	3"	C4OZ 4602-E	
64	B(65)(8 cyl. 289 4/B)-116" W/B	4/S/T		R	S	23	56 7/64"	3"	C4OZ 4602-F	
64	B(65)(8 cyl. 289 4/B)-116" W/B	C4		R	S	23	57 35/64"	3"	C4OZ 4602-G	
64	B(65)(8 cyl. 289 2/B)-116" W/B	4/S/T	Rubber insulated	R	S	23	57 1/8"	3"	C4OZ 4602-H	
- S - 1960-1964										
60	S (8 cyl. 352)	All		R	R	18	52"	3"	B8S 4602-A	
60	S (8 cyl. 430)	C/M		R	R	18			B8S 4602-B	
61	S	All		T	T	18	51 45/64"	2 3/4"	C1SS 4602-C	
62	S	All	Rubber insulated-lub fitted	A	B	K	18	51 11/16"	C2SZ 4602-B	
63	S	All	Plug fitted-rubber insulated	A	D	A	27	52 1/8"	3"	C3SZ 4602-A
64	S	All	Plug fitted-rubber insulated	A	D	A	27	52 1/8"	3"	C4SZ 4602-B
- X - 1960 - 1964										
60	X (58A, 64A)	F/M/2	1 Light Blue band	F	F	11	55 1/2"	2 1/2"	*ΔC0DD 4602-B R/B C1DD 4602-R	
60/62	X (S/D, S/W, 66A)	S/T, F/M/2	1 Green band	F	F	11	55 15/32"	2 3/4"	*C1DD 4602-E R/B C1DD 4602-R	

• Refer to page 108 for universal joint and knuckle & plug codes

4602 DRIVE SHAFT and RELATED PARTS - continued

DRIVE SHAFT CHART

YEAR 19__	MODEL	TRANSMISSION	IDENTIFICATION	UNIV. JOINT CODE		*KNUCKLE & PLUG CODE	DRIVE SHAFT		PART NUMBER
				FRONT	REAR		C LENGTH	D DIAMETER	
- X - 1960-1964									
60/62	X (58A, 64A)-6 cyl. 144	S/T, F/M/2	1 Orange band	F	F	11	55 15/32"	2 1/2"	C1DD 4602-R
61/62	X (6 cyl. 170)	3 or 4 S/T, F/M/2	2 Orange bands	F	F	11	54 19/32"	2 3/4"	C1DD 4602-N
61/62	X (58A, 64A, B)-6 cyl. 170	S/T	1 Red Band	F	F	11	54 19/32"	2 1/2"	*C1DD 4602-A R/B C1DD 4602-N
62	X (58A, 64A, B)-6 cyl. 144	S/T	1 Red band	F	F	11	55 15/32"	2 1/2"	*C1DD 4602-G R/B C1DD 4602-R
62	X (58A, 64A, B)-6 cyl. 144	F/M/2	1 Light Blue band	F	F	11	55 15/32"	2 1/2"	*C1DD 4602-H R/B C1DD 4602-R
62	X (58, 62, 64) (6 cyl. 144)	4 SPD.	3 White or 3 Yellow bands	F	F	11	53 1/3"	2 1/2"	*C2DZ 4602-A
62	X (58A, 64A, B)-6 cyl. 170	F/M/2	1 Light Blue band	F	F	11	54 19/32"	2 1/2"	*C1DD 4602-B R/B C1DD 4602-N
62	X (58, 62, 64) (6 cyl. 170)	4 SPD.	3 Green or 3 Black bands	F	F	11	52 1/2"	2 1/2"	*C2DZ 4602-B
62	X (S/D, S/W, 66A)-6 cyl. 170	F/M/2	2 Green bands	F	F	11	54 19/32"	2 1/2"	*C1DD 4602-C R/B C1DD 4602-N
63/64	X (6 cyl. 170) X (6 cyl. 200) X (66, 71, 78)(6 cyl. 144, 170) X (66, 71, 78)(6 cyl. 170, 200)	3/5/T, F/M/2 F/M/2 3/S/T F/M/2	2 Chrome Yellow bands cardboard lined	L	L	28	54 17/32"	2 3/4"	C3DZ 4602-A
63/64	X (6 cyl. 144)	3/5/T, F/M/2	1 Chrome Yellow band cardboard lined	L	L	28	55 13/32"	2 3/4"	C3DZ 4602-B
63/64	X (6 cyl. 170)	4 S/T	3 Black bands	L	L	28	52 17/32"	2 1/2"	C3DZ 4602-C
63/64	X (6 cyl. 144)	4 S/T	3 White bands	L	L	28	53 21/64"	2 1/2"	C3DZ 4602-D
63/64	X (8 cvL)	3 or 4 S/T, F/M/2	1 Orange & 1 Silver or 1 Orange & 1 Light Blue Band cardboard lined	R	S	32	52 11/32"	2 3/4"	C3DZ 4602-G

YEAR	MODEL	DESCRIPTION	QTY.	PART NUMBER
60/	A, S, B	Fitting (spider lubricator)-1/4"-28	2	87907-S8 (I-3)
63	A, B	Fitting (drive shaft lubricator)	2	
60	A (except Taxicab & P/T)	Screw-set (u/joint plug)-1/4"-28 x 3/8"	1	355312-S34 (UU36)
62	X	Nut-1/4"-28	4	33796-S7 (M61)
62/	X	Lockwasher-1/4"	4	34805-S8 (X62)
62	S	Lockwasher-5/16"	4	34806-S7 (X64)
62	S	Nut (driveshaft to flange)-5/16"-24	4	33798-S8 (M62)
63/	A, B, X	Nut (drive shaft to flange)-5/16"-24	4	372990-S8 (MM169B)
		Plug-1/4"-28 hex.	2	374714-S8 (PP35A)

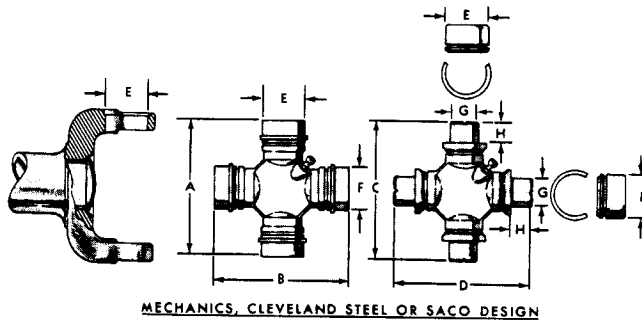
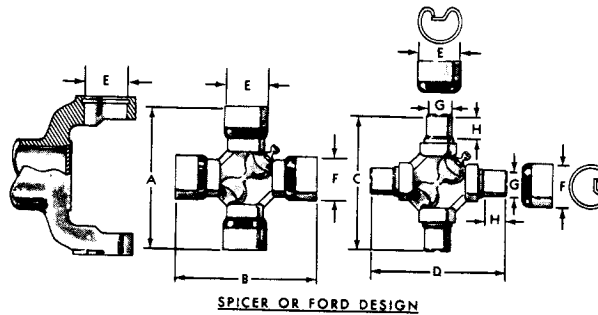
YEAR	MODEL	AXLE IDENTIFICATION	PART NUMBER	QTY.	DESCRIPTION
4614 RETAINER & BEARING CUP ASSY. - DRIVING PINION BEARING					
60/62	A		C2AZ 4614-B	1	Includes 2 pcs. B7A 4616-A-Mounts to 5" hole in carrier housing
63/	A(2 pinion diff.)			1	
60/	S(8 3/4" & 9" ring gear)			1	
63/	B(8 cyl. 289 4/B special)			1	
63/	A (4 pinion diff.)		C3AZ 4614-A	1	Includes 1-B7A 4616-A, 1-TBAA 4616-A mounts to 5" hole in carrier housing
62/	B (exc. 8 cyl. 260 S/T, 289 4/B special)		C6OZ 4614-A	1	Includes (2) C0DW 4616-A- mounts to 4 1/4" hole in carrier housing
63/	X			1	
63	B (8 cyl. 260)-S/T		C3OZ 4614-A	1	Includes 2 pcs. C0DW 4616-A- mounts to 4 1/4" hole in carrier housing
60/	A, B, S		42999-S(B253)	5	Bolt (retainer to differential carrier)-3/8"-16 x 1 1/8" self locking

• Refer to page 108 for universal joint and knuckle & plug codes

YEAR	MODEL	AXLE IDENTIFICATION	PART NUMBER	QTY.	DESCRIPTION
4616 CUP - DRIVING PINION BEARING					
60/	A, S(8 3/4" 9" ring gear)		B7A 4616-A	2	Front & rear-Stamped M88010
60/62	A			1	Rear
63/	A (2 pinion diff.)			1	Rear
63/	B (8 3/4" & 9" ring gear)			2	Front & rear
60/	S (8 3/4" & 9" ring gear)			2	Front & rear
63/	A (4 pinion diff.)		TBAA 4616-A	1	Rear-stamped HM89410
64/	B, X(7 1/4" ring gear)			1	Rear
60/	B, X(6 3/4", 7" & 7 1/4" ring gear)		CODW 4616-A	1	Front-stamped M86610
62/	B, X(7 3/4" & 8" ring gear)			2	Front & rear
60/64	B, X(6 3/4" & 7" ring gear)		CODW 4628-A	1	Rear-Stamped HM88610
62/63	B, X (7 1/4" ring gear)			1	Rear
4621 CONE and ROLLER ASSY. - DRIVING PINION BEARING					
60/	A(8 3/4" & 9" ring gear)		B7A 4621-A	2	Front & rear-stamped M88048
60/62	A			1	Rear
63/	A (2 pinion diff.)			1	Rear
63/	B (8 3/4" & 9" ring gear)			2	Front & rear
60/	B, X(6 3/4", 7" & 7 1/4" ring gear)		CODW 4621-A	1	Front-stamped M86649
62/	B, X(7 3/4" & 9 ring gear)			2	Front & rear
63/	A(4 pinion diff.)		TBAA 4621-A	1	Rear-stamped HM 89443
64/	B, X(7 1/4" ring gear)		C1DZ 4630-A	1	Rear-stamped HM89446
60/64	B, X(6 3/4" & 7" ring gear)		CODW 4630-A	1	Rear-stamped HM88649
62/63	B, X(7 1/4" ring gear)			1	Rear
4625 BEARING ASSY. - DRIVING PINION PILOT					
60/	A, B, S(8 3/4" & 9" ring gear)		C2AZ 4625-B	1, 10" I. D. -1.85" O. D. -21/32" thick	
62/	B, X(7 3/4" & 8" ring gear)		C2OZ 4625-B	1 3/4" I. D. -1 1/4" O. D. -5/8" thick	
4627 RETAINER - DRIVING PINION PILOT BEARING					
60/	A, B, S(8 3/4" & 9" ring gear)		B7AZ 4627-A	1	
62/	B, X(7 3/4" & 8 ring gear)		C2OZ 4627-A	1	1 1/4" O. D. -7/8" I. D. -12 tabs
4628 CUP - DRIVING PINION BEARING - REAR - Refer to Group 4616					
4630 CONE and ROLLER ASSY. - DRIVING PINION BEARING - REAR - Refer to Group 4621					
4635 KIT - UNIVERSAL JOINT					

UNIVERSAL JOINT IDENTIFICATION CHART

Universal joints, Group 4635 are cataloged also by year and model on the pages following the Identification Chart
 Universal joints are also listed by code in Group 4602



4635 KIT - UNIVERSAL JOINT - continued - See Identification Chart at the beginning of this group											
NUCLE CODE	PART NUMBER	INDUSTRY DESIGNATION	A	B	C	D	E	F	G	H	DESIGN
E	B6TZ 4635-A	1310	3 15/32"	3 15/32"	3"	3"	1 1/16"	1 1/16"	21/32"	11/16"	Spicer or Ford
F	C0DZ 4635-A	1100	2 21/32"	2 21/32"	2 1/4"	2 1/4"	1"	1"	37/64"	9/16"	Mechanics
K	C2SZ 4635-A	1330- 1310	3 5/8"	3 15/32"	3 3/8"	3"	1 1/16"	1 1/16"	21/32"	17/32"	Cleveland
L	C3DZ 4635-A	1100	2 21/32"	2 21/32"	2 1/4"	2 1/4"	1"	1"	37/64"	37/64"	Mech., or Saco
R	C3AZ 4635-C	1260	3 15/32"	3 15/32"	2 31/32"	2 31/32"	1 1/16"	1 1/16"	19/32"	9/16"	Spicer or Ford
S	C3AZ 4635-D	1260	3 15/32"	3 15/32"	2 31/32"	2 31/32"	1 1/16"	1 1/8"	19/32"	9/16"	Spicer or Ford
T	C3AZ 4635-E	1310	3 15/32"	3 15/32"	3"	3"	1 1/16"	1 1/16"	11/16"	17/32"	Cleveland
V	C3AZ 4635-F	1310	3 15/32"	3 15/32"	3"	3"	1 1/16"	1 1/8"	11/16"	17/32"	Cleveland
Y	C3AZ 4635-G	1330	3 5/8"	3 5/8"	3 13/32"	3 13/32"	1 1/16"	1 1/16"	11/16"	19/32"	Cleveland
Z	C3AZ 4635-H	1330	3 5/8"	3 5/8"	3 13/32"	3 13/32"	1 1/16"	1 1/8"	11/16"	19/32"	Cleveland
ADC4SZ	4635-B	1330	3 5/8"	3 5/8"	3 3/8"	3 3/8"	1 1/16"	1 1/16"	21/32"	35/64"	Spicer

MODEL	ENGINE		TRANSMISSION	RESTRICTIONS	VENDOR		PART NUMBER	
	CYL.	C.I.D.			NAME	*TYPE	FRONT	REAR
1960								
A(exc. Special)	6&8	All	All		Ford or Spicer	1260	C3AZ 4635-C	C3AZ 4635-C
A(Special)	8	352	All		Ford or Spicer	1310	B6TZ 4635-A	B6TZ 4635-A
S	8	All	All		Ford or Spicer	1260	C3AZ 4635-C	C3AZ 4635-C
X	6	All	All		Mechanics	1100	C0DZ 4635-A	C0DZ 4635-A
1961								
A	6&8	223,292, 352	All	2 3/4" dia. drive shaft	Ford or Spicer	1260	C3AZ 4635-C	C3AZ 4635-D
A	8	352, 390	S/T, F/M/2	3" dia. drive shaft	Ford or Spicer Cleveland	1260 1310	C3AZ 4635-C	C3AZ 4635-F
A	8	352, 390	O/D, C/M	3" dia. drive shaft	Cleveland	1310	C3AZ 4635-E	C3AZ 4635-F
S	8	All	All		Cleveland	1310	C3AZ 4635-E	C3AZ 4635-E
X	6	All	All		Mechanics	1100	C0DZ 4635-A	C0DZ 4635-A
1962								
A	6&8	223, 292	All	2 3/4" dia. drive shaft	Ford or Spicer	1260	C3AZ 4635-C	C3AZ 4635-D
A	6&8	223, 292	All	3" dia. drive shaft	Ford or Spicer Cleveland	1260 1310	C3AZ 4635-C	C3AZ 4635-F
A	8	352	C/M, F/M/2, S/T	2 3/4" dia. drive shaft	Ford or Spicer	1260	C3AZ 4635-C	C3AZ 4635-D
A	8	352	F/M/2, S/T	3" dia. drive shaft	Ford or Spicer Cleveland	1260 1310	C3AZ 4635-C	C3AZ 4635-F
A	8	352	O/D	3" dia. drive shaft	Cleveland	1310	C3AZ 4635-E	C3AZ 4635-F
A	8	390, 406	F/M/2, S/T		Ford or Spicer Cleveland	1260 1310	C3AZ 4635-C	C3AZ 4635-F
A	8	390, 406	C/M, O/D		Cleveland	1310	C3AZ 4635-E	C3AZ 4635-F
B	6&8	All	All		Ford or Spicer	1260	C3AZ 4635-C	C3AZ 4635-D
S	8	All	All		Spicer Cleveland	1330 1310	C4SZ 4635-B	C2SZ 4635-A
X	6	All	All		Mechanics	1100	C0DZ 4635-A	C0DZ 4635-A
1963								
A	6&8	223, 260, 289	All		Ford or Spicer	1260	C3AZ 4635-C	C3AZ 4635-D
A	8	352	All		Cleveland	1310	C3AZ 4635-E	C3AZ 4635-F
A- "BEFORE 6/3/63"	8	390	C/M	*A-3 15/32", B-3 15/32"	Cleveland	1310	C3AZ 4635-E	C3AZ 4635-F
A	8	406	All					
A- "FROM 6/3/63"	8	390	C/M	*A-3 5/8", B-3 5/8"	Cleveland	1330	C3AZ 4635-G	C3AZ 4635-H
A- "BEFORE 6/17/63"	8	390	S/T, O/D	*A-3 15/32", B-3 15/32"	Cleveland	1310	C3AZ 4635-E	C3AZ 4635-F
A- "FROM 6/17/63"	8	390	S/T, O/D	*A-3 5/8", B-3 5/8"	Cleveland	1330	C3AZ 4635-G	C3AZ 4635-H
A- "BEFORE 6/3/63"	8	427	All	*A-3 15/32", B-3 15/32"	Cleveland	1310	C3AZ 4635-E	C3AZ 4635-F
A- "FROM 6/3/63"	8	427	All	*A-3 5/8", B-3 5/8"	Cleveland	1330	C3AZ 4635-G	C3AZ 4635-H
B	6&8	All	All		Ford or Spicer	1260	C3AZ 4635-C	C3AZ 4635-D
S	8	All	All		Spicer	1330	C4SZ 4635-B	C4SZ 4635-B
X	6	All	All		Mechanics or Saco	1100	C3DZ 4635-A	C3DZ 4635-A
X	8	All	All		Ford or Spicer	1260	C3AZ 4635-C	C3AZ 4635-D

* Refer to Universal Joint Identification Chart

4635 KIT - UNIVERSAL JOINT - continued - See Identification Chart at the beginning of this group

MODEL	ENGINE		TRANSMISSION	RESTRICTIONS	VENDOR		PART NUMBER	
	CYL.	C.I.D.			NAME	*TYPE	FRONT	REAR
1964								
A	6&8	223,289, 352	All		Ford or Spicer	1260	C3AZ 4635-C	C3AZ 4635-D
A	8	390	C/M	*A-3 15/32", B-3 15/32"	Cleveland	1310	C3AZ 4635-E	C3AZ 4635-F
A	8	390,427	All	*A-3 5/8", B-3 5/8"	Cleveland	1330	C3AZ 4635-G	C3AZ 4635-H
B	6&8	All	All		Ford or Spicer	1260	C3AZ 4635-C	C3AZ 4635-D
S	8	All	All		Spicer	1330	C4SZ 4635-B	C4SZ 4635-B
X	6	All	All		Mechanics or Saco	1100	C3DZ 4635-A	C3DZ 4635-A
X	8	All	All		Ford or Spicer	1260	C3AZ 4635-C	C3AZ 4635-D

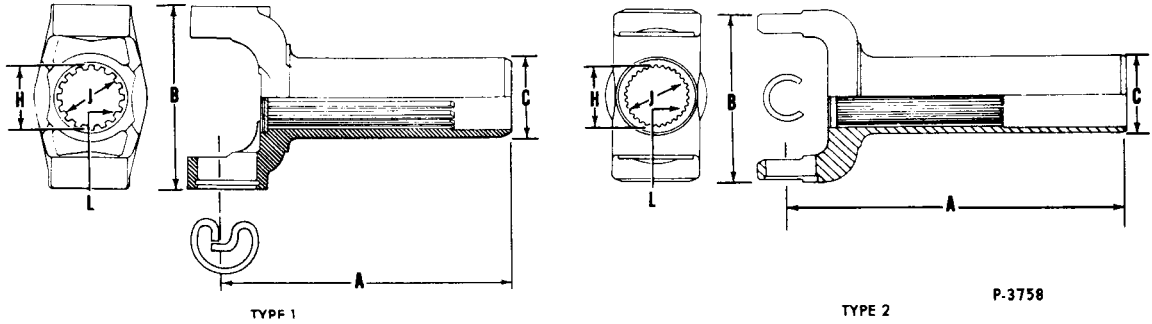
YEAR	MODEL	AXLE IDENTIFICATION	PART NUMBER	QTY.	DESCRIPTION
4662 SPACER - DRIVING PINION BEARING - Selective fit					
60/	A, B, S(8 3/4" & 9" ring gear)		B7A 4662-A	1	1.315" I. D. -.480" long(collapsible)
64/	A, S(8 cyl. 390, 427)-9" ring gear		C4AZ 4662-A	AR	1.313" I. D. -1.625" O. D. -.466" long
			C4AZ 4662-B	AR	(solid) .468" long
			C4AZ 4662-C	AR	.470" long
			C4AZ 4662-D	AR	.472" long
			C4AZ 4662-E	AR	.474" long
			C4AZ 4662-F	AR	.476" long
			C4AZ 4662-L	AR	.477" long
			C4AZ 4662-G	AR	.478" long
			C4AZ 4662-M	AR	.479" long
64/	A, S(8 cyl. 390, 427)-9" ring gear		C4AZ 4662-H	AR	1.313" I. D. -1.625" O. D. -.480" long
			C4AZ 4662-N	AR	(solid) .481" long
			C4AZ 4662-J	AR	.482" long
			C4AZ 4662-P	AR	.483" long
			C4AZ 4662-K	AR	.484" long
			C4AZ 4662-R	AR	.485" long
			C6AZ 4662-A	AR	.486" long
			C6AZ 4662-B	AR	.487" long
			C6AZ 4662-C	AR	.488" long
			C6AZ 4662-D	AR	.489" long
			C6AZ 4662-E	AR	.490" long
60	X (with 6 3/4" ring gear) "Before 2/11/60"		C1DW 4662-E	1	1.512" long-mounting distance 3.435"-collapsible
60	X (with 6 3/4" & 7" ring gears) "From 2/11/60"		C1DW 4662-F	1	1.387" long-mounting distance 3.56"-collapsible
61/64	X(6 3/4" & 7" ring gears)		C3DZ 4662-A	1	1.387" long
62/	B, X(7 3/4" & 8" ring gears)		C2OW 4662-A	1	.480" long-1.21" I. D. -collapsible
62/	B, X(7 1/4" ring gears)		C3DZ 4662-B	1	2.014" long
4663 SHIM - DRIVING PINION BEARING - Supplied in 4209 Kit					
60	X (6 cyl.)		CODW 4663-BB	1	1/8" thick-use with pinion gear when required by variation in mtg. distance
4669 "O" RING - DRIVING PINION BEARING RETAINER					
60/	A, B, S(8 3/4" & 9" ring gears)		B7A 4669-A	1	4 3/4" I. D.
62/	B, X(7 3/4" & 8 ring gears)		C2OZ 4669-A	1	4" I. D.
4670 SLINGER - DRIVING PINION SHAFT OIL					
60/	A, B, S(8 3/4", 9" ring gears)		C3AZ 4670-A	1	2 5/8" O. D. -1 5/16" I. D. -.020" thick
62/	B, X(7 3/4" & 8" ring gears)		C3OZ 4670-A	1	2 15/32" O. D. -1 3/16" I. D. -.020" thick

* Refer to Universal Joint Identification Chart

YEAR	MODEL	AXLE IDENTIFICATION	PART NUMBER	QTY.	DESCRIPTION
4676 SEAL ASSY. - DRIVING PINION OIL					
60/62	A, S (exc. 8 cyl. 406)		B8A 4676-B	1	1 13/16" I. D. -3" O. D. leather
60/	A (8 cyl. 406, 427)		C3AZ 4676-A	1	1 13/16" I. D. -3" O. D. -1/2" thick - silicone rubber
62/	B(exc. 8 cyl. 289 Spec.)		C2OZ 4676-B	1	1 13/16" I. D. -2 5/8" O. D. -1/2" thick
63/	X (8 cyl.)			1	
63/	A, S(exc. 8 cyl. 406, 427)		C2AZ 4676-A	1	1 13/16" I. D. -3" O. D. -1/2" thick-
63/	B(8 cyl. 289 Spec.)			1	single lip neoprene seal
60/	X(6 cyl.)		C1UZ 4676-C	1	1 21/32" I. D. -2 5/8" O. D. -29/64" thick
4706 PACKING - UNIVERSAL JOINT					
60	A, X		B5A 4706-A	8	.572"/.582" I. D. cork
4730 BUMPER - REAR AXLE - Also refer to Groups 4298 and 5783					
60/62	A		C1AZ 4730-A	1	Differential carrier
63/64	A(exc. S/W)(8 cyl. 390, 427)		C3AZ 4730-B	1	Differential carrier
63/64	A (exc. 8 cyl. 390, 427)		C4AZ 4730-A	1	Carrier (not used with Fairlane extension)-stud-.58" long
64	A (6 cyl. 223-8 cyl. 289)-3/S/T & F/M/3		C4AZ 4730-B	1	Carrier (used with Fairlane extension)-stud-.83" long
60/	X		C0DZ 4730-A	3	Axle
63/	X(6 cyl.)			3	Axle to frame & carrier
64/	X(8 cyl. 260 289)			lor3	Differential carrier
63/	X (8 cyl.)		C3DZ 4730-A	2	Axle
63/	X (8 cyl.)		C3DZ 4730-B	1	Differential carrier
63/	S		C1VV 4730-B	2	Axle
60/64	A			2	Frame
62/	B		C2OZ 4730-B	2	Axle
62/	B(exc. 8 cyl. 260, 3/S/T, O/D)		C3OZ 4730-A	1	Differential carrier
63	B (8 cyl. 260, 3/S/T, O/D)		C3OZ 4730-B	1	Differential carrier
63/	B (exc. 71)(8 cyl. 289 4/B)		C3OZ 4730-D	1	Differential carrier
4731 BRACKET - REAR AXLE BUMPER - Also refer to Group 5784					
62	B		*C2OZ 4731-A	1	Axle-center-Not replaced (1-69)
63	B (6 cyl. 170)(8 cyl. 221)-S/T, O/D, F/M/2			1	
63/	B (8 cyl. 260, 289)-S/T, O/D, F/M/2			1	
64	B (6 cyl. 170)-S/T			1	
64	B (6 cyl. 200)-F/M/2			1	
63	B (8 cyl. 260 & S/T)		C3OZ 4731-A	1	Axle
63	S		C3SZ 4731-A	2	Axle
64/	S		C4SZ 4731-A	2	Axle
63	X (8 cyl.)		C3DZ 4731-E	2	Differential
64/	X		C4DZ 4731-A	2	Differential
63	X (54, 62, 63, 76)		C3DZ 4731-F	1	Spring-R.H.
60/	X (54, 58A, 62, 64)			1	Axle-outer-R.H.
			C3DZ 4731-G	1	Spring-L.H.
				1	Axle-outer-L.H.
63	X (59, 66, 71, 78)		C3DZ 4731-H	1	Axle bumper mounting-outer-R.H.
60/	X (66A, S/W, S/D)			1	Axle-R.H.
			C3DZ 4731-J	1	Axle bumper mounting-outer-L.H.
				1	Axle-L.H.
61/	S		373139-S(BB163)		Bolt (rear axle bumper to underbody)-3/8"-16 x 2 3/4"
			44727-S8(X24)		Washer-3/8"
63	B		33800-S8(M63)	1	Nut (bracket to underbody)-3/8"-24
63	B		354202-S8(BB359)	1	Bolt (bracket to underbody)-3/8" - 24 x 4 1/2"
62/	X		*41209-S8	AR	Screw (bracket to rail)-5/16"-18 x 3/4" tapping

SECTION 46**4841 KNUCKLE and PLUGS ASSY. - UNIVERSAL JOINT****UNIVERSAL JOINT KNUCKLE and PLUG ASSY. IDENTIFICATION CHART**

Universal joint knuckle and plug assemblies, Group 4841 are cataloged also by year and model in the Drive Shaft and Universal Joint Chart under Group 4602.

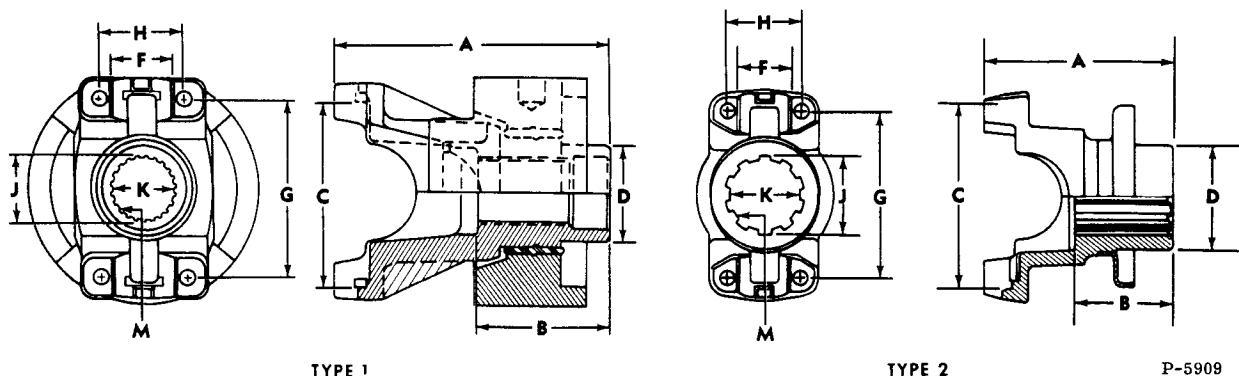


PART NUMBER	DRIVE SHAFT CHART CODE	TYPE 1			TYPE 2			TYPE
		A	B	C	H	J	L	
COAA 4841-A	8	7 15/64"	3 1/4"	1 1/2"	1 13/64"	1 3/32"	28	2
C1DD 4841-D	11	7 3/4"	2 15/32"	1 3/8"	1 7/64"	63/64"	25	2
COSS 4841-A	16	7 5/16"	3 1/4"	1 11/16"	1 3/8"	1 17/64"	31	2
C3AZ 4841-A	18	8 7/32"	3 1/2"	1 11/16"	1 3/8"	1 17/64"	31	1
C3AZ 4841-C	20	8 13/64"	3 15/32"	1 1/2"	1 13/64"	1 3/32"	28	1
C3AZ 4841-D	23	8 3/32"	3 1/2"	1 1/2"	1 7/32"	1 3/32"	28	1
C3AZ 4841-E	24	8 7/32"	3 21/32"	1 1/2"	1 13/64"	1 3/32"	28	2
C3AZ 4841-G	26	8 7/32"	3 7/8"	1 1/2"	1 7/32"	1 3/32"	28	1
C4SZ 4841-A	27	7 1/2"	3 7/8"	1 11/16"	1 3/8"	1 17/64"	31	1
CIUZ 4841-A	28	5 29/32"	2 15/32"	1 3/8"	1 7/64"	63/64"	25	2
C3DZ 4841-A	32	8 1/4"	3 1/2"	1 1/2"	1 7/64"	63/64"	25	1
C2OZ 4841-B	33	7 5/8"	3 15/32"	1 1/2"	1 7/64"	63/64	25	1
C7SZ 4841-A	43	8 5/32"	3 29/32"	1 11/16"	1 3/8"	1 17/64"	31	1

4851 FLANGE ASSY. - UNIVERSAL JOINT - AXLE END

UNIVERSAL JOINT FLANGE IDENTIFICATION CHART

Universal joint flanges, Group 4851 are also listed by year and model following the identification chart.



TYPE	A	B	C	D	E	F	G	H	J	K	M	PART NUMBER
1	4 25/32"	2 9/64"	3 5/8"	1 13/16"		1 1/8"	3 5/16"	1 37/64"	1 15/64"	1 9/64"	28	C5AZ 4851-C
1	5 1/16"	2 27/64"	3 7/32"	1 13/16"		1 1/8"	2 31/32"	1 37/64"	1 15/64"	1 9/64"	28	C3AZ 4851-D
1	5 1/16"	2 27/64"	3 7/32"	1 13/16"		1 1/8"	2 31/32"	1 37/64"	1 15/64"	1 9/64"	28	C3AZ 4851-E
1	5 1/16"	2 27/64"	3 5/8"	1 13/16"		1 1/8"	3 5/16"	1 37/64"	1 15/64"	1 9/64"	28	C3AZ 4851-F
2	2 15/16"	1 15/64"		1 21/32"		1"	2 7/32"	1 23/64"	1 1/64"	15/16"	23	C2DZ 4851-A
2	4 1/16"	2 27/64"	3 15/64"	1 13/16"		1 1/16"	2 29/32"	1 13/32"	1 15/64"	1 9/64"	28	C3TZ 4851-A
2	4 1/16"	2 27/64"	3 5/8"	1 13/16"		1 1/16"	3 5/16"	1 13/32"	1 15/64"	1 9/64"	28	C3SZ 4851-A
2	4 13/32"	2 5/8"	3 7/32"	1 13/16"		1 1/8"	2 31/32"	1 37/64"	1 7/64"	1 1/64"	25	C3OZ 4851-A
2	4 25/32"	2 9/64"	3 5/8"	1 13/16"		1 1/8"	3 5/16"	1 37/64"	1 15/64"	1 9/64"	28	C4AZ 4851-A
2	5 1/16"	1 25/64"	3 7/32"	1 13/16"		1 1/8"	2 31/32"	1 37/64"	1 7/32"	1 9/64"	28	C3AZ 4851-H
2	5 1/16"	2 27/64"	3 7/32"	1 13/16"		1 1/16"	2 29/32"	1 13/32"	1 7/32"	1 9/64"	28	C0AW 4851-B
2	5 1/16"	2 27/64"	3 7/32"	1 13/16"		1 1/8"	2 31/32"	1 37/64"	1 15/64"	1 9/64"	28	C3AZ 4851-L
2	5 1/16"	2 27/64"	3 5/8"	1 13/16"		1 1/8"	3 5/16"	1 37/64"	1 15/64"	1 9/64"	28	C3AZ 4851-M
2	5 1/16"	2 5/8"	3 7/32"	1 13/16"		1 1/8"	2 31/32"	1 37/64"	1 7/64"	1 1/64"	25	C3OZ 4851-C

4851 FLANGE ASSY. - UNIVERSAL JOINT - AXLE END - continued

YEAR	MODEL	AXLE IDENTIFICATION	PART NUMBER	QTY.	DESCRIPTION
60	A		C0AW 4851-B	1	#1260
61/	A(8 3/4" ring gear)		C3AZ 4851-L	1	#1310-without torsional damper
63	A(8 cyl.427)-extra heavy duty		C3AZ 4851-H	1	#1330-without torsional damper
63	A(8 cyl. 427)	WCN-CX	C3SZ 4851-A	1	#1330-without torsional damper
63/	A(9" ring gear)		C3AZ 4851-M	1	#1330-without torsional damper
63/64	A(8 cyl. 427) "Before 3/9/64"	WCN (exc. CX)		1	
64/	A(8 cyl. 427) "From 3/9/64"		C4AZ 4851-A	1	#1330-without torsional damper
63/64	A(6 cyl. 223, 8 cyl. 260, 289, 352-3/S, 4/S, O/D)		C3AZ 4851-E	1	#1310-with torsional damper
63/64	A(8 cyl. 260-F/M/2), (8 cyl. 289-F/M/2, C/M), (8 cyl. 390-3/S, 4/S, O/D)		C3AZ 4851-D	1	#1310-with torsional damper
63/64	A "Before 4/6/64"		C3AZ 4851-F	1	#1330-with torsional damper
64/	A "From 4/6/64"		C5AZ 4851-C	1	#1330-with torsional damper stamped "C" or "E"
62	B		C3OZ 4851-A	1	#1260-without torsional damper
63/	B	WCL (exc. E, F, G), WDK,		1	
63	B	WCL-E, F, G	C3OZ 4851-C	1	#1260-without torsional damper
63/	B	WCU	C3AZ 4851-L	1	#1310-without torsional damper
60/62	S thru Serial No. 103500		C3TZ 4851-A	1	#1330-without torsional damper
62	S From Ser. No. 103501		C3SZ 4851-A	1	#1330-without torsional damper
63/	S	WCD, WDE		1	
60/	X(6 cyl.)		C2DZ 4851-A	1	#1100
62/	X(8 cyl.)	WCS, WCZ, WDJ	C3OZ 4851-A	1	#1260
60/	A, S, X		371518-S(MM180)	1	Locknut u/jt. (flange to pinion)-3/4"-20
60/	A, S		351588-S(XX227)	1	Washer-flat-.77" I. D.
60/	X		351521-S(XX237)	1	Washer-flat-3/4" I. D.

4859 DEFLECTOR - UNIVERSAL JOINT FLANGE OIL SEAL DUST

60/62	A, S		B8A 4859-A	1	3 27/64" large I. D. x 1 7/8" small I. D.
63/	A, B, S(8 3/4", 9" ring gear)		C3AZ 4859-B	1	3 1/2" large I. D. x 2" small I. D.
63/	B(8 cyl.)	WCL	C3OZ 4859-A	1	3" large I. D. x 2" small I. D.
60/64	X (6 cyl.) "Before 7/15/64"	WCY-E, F, L, M, N, AB, AC, AD	C2DW 4859-A	1	2 5/8" large I. D. x 1 11/16" small I. D.
64/	X (6 cyl.) "From 7/15/64"	WCY-E, F, L, M, N, AB, AC, AD,	C2DZ 4859-A	1	3 9/16" large I. D. x 1 11/16" small I. D.
63/	X (8 cyl.)	WCZ-A, E, F, G, WDJ-A, B, C, E,	C3OZ 4859-A	1	3" large I. D. x 2" small I. D.

4880 KIT - LOCKING DIFFERENTIAL

60/	A, S(8 3/4" & 9" ring gears)		B9AZ 4880-B	1	Use with 2 pinion medium bearing differential & 28 spline shaft-for original installation or pinion replacement also use C1AZ 4215-C
-----	------------------------------	--	-------------	---	--

Consists of

1-B9A 4159-A	Lubricator	1-352506-S	Pin	4-B9AZ 4947-A	Clutch plate
1-C4AZ 4204-E	Case	1-C4AZ 4214-A	Spring	10-371246-S	Bolt-7/16"-20
1-C2AW 4236-A	Side gear	3-B9AZ 4945-A	Clutch plate	1-4121	Identification tag
1-C4AZ 4946-A	Hub	1-C2AZ 4236-B	Side gear		

61/	A, B, S(8 3/4" & 9" ring gear)		C1AZ 4880-C	1	Use with 2 or 4 pinion large bearing differential & 28 spline axle shaft-for original installation or pinion replacement also use C1AZ 4215-C
-----	--------------------------------	--	-------------	---	---

Consists of

1-C4AZ 4204-F	Case	1-C2AZ 4236-B	Gear	4-B9AZ 4947-A	Plate
1-C4AZ 4214-A	Spring	3-B9AZ 4945-A	Plate	1-352506-S	Pin
1-C2AW 4236-A	Gear	1-C4AZ 4946-A	Hub	10-371246-S	Bolt
				5 1/2 Pts.	Lubricant

4880 KIT - LOCKING DIFFERENTIAL - continued						
YEAR	MODEL	AXLE IDENTIFICATION	PART NUMBER	QTY.	DESCRIPTION	
63/	A (8 cyl. 427 4/B Special)		C3AZ 4880-B	1	No spin diff. with 31 spline axle shaft	
	Consists of					
	1-C5AZ 4A022-A	Retainer	1-C5AZ 4A233-A	Clutch-Driven	2-C5AZ 4236-A	Gear
	1-C5AZ 4A024-A	Spring	1-C5AZ 4A234-A	Clutch & Ring Assy.	1-C5AZ 4588-A	Hold out ring
	1-C5AZ 4204-A	Case				
64/	B, X(7" & 7 1/4" ring gear)		C4DZ 4880-A	1	With integral carrier	
	Consists of					
	1-C4DZ 4204-A	Case	1-C4DZ 4236-B	Side gear	4-C4DZ 4947-A	Plate
	1-C4DZ 4214-A	Spring	3-C4DZ 4945-A	Plate assy.	1-305086-S	Pin
	1-C4DZ 4236-A	Side gear	1-C4DZ 4946-A	Hub	8-379237-S	BOLT 3/8" .24X1.17"
64/	B, X(7 3/4" & 8" ring gear)		C4OZ 4880-A	1	Use with separate carrier & small diff. bearing-for original installation or pinion replacement also use C1AZ 4215-C	
	Consists of					
	1-C4OZ 4159-A	Lubricator	1-C2AW 4236-A	Side gear	1-C4AZ 4946-A	Hub
	1-C4OZ 4204-A	Case	1-C2AZ 4236-B	Side gear	4-B9AZ 4947-A	Plate
	1-C4AZ 4214-A	Spring	3-B9AZ 4945-A	Plate	1-305105-S	Pin
			10-371246-S	Bolt 7/16"-20		
4891 SNAP RING - UNIVERSAL JOINT SPIDER BEARING RETAINING						
60/	A, B, X		C3AZ 4891-A	AR	1 1/4" Major O.D.	
60/	X		A8AZ 4891-A	8	.918" I.D.	
4945 PLATE ASSY. - DIFFERENTIAL CLUTCH						
60/64	A, S	"Before 1/2/64"	B9AZ 4945-A	2	With locking axle	
64/	A, B, S, X	"From 1/2/64"		3	With locking axle	
64/	X(6 cyl.)	WCY, WDV	C4DZ 4945-A	3	Locking axle with integral carrier	
4946 HUB - DIFFERENTIAL GEAR CLUTCH						
60/64	A, S	"Before 1/2/64"	C1AW 4946-A	1	With locking axle	
64/	A, S	"From 1/2/64"	C4AZ 4946-A	1	With locking axle	
64/	B, X	Exc. WCY, WDV		1	With locking axle	
64/	X(6 cyl.)	WCY, WDV	C4DZ 4946-A	1	Locking axle with integral carrier	
4947 PLATE - DIFFERENTIAL GEAR CLUTCH						
60/64	A, S	"Before 1/2/64"	B9AZ 4947-A	3	With locking axle	
64/	A, S	"From 1/2/64"		4	With locking axle	
64/	B, X	Exc. WCY, WDV		4	With locking axle	
64/	X(6 cyl.)	WCY, WDV	C4DZ 4947-A	4	Locking axle with integral carrier	
4953 KIT - DIFFERENTIAL - LESS DRIVEN GEAR						
60	A Spec. (8 cyl. 352 4/B)		COAW 4953-A	1		
61	A Spec. (8 cyl. 390 4/B)- with S/T & O/D			1		
	Consists of					
	1-COAW 4204-A	Case	2-WAA 4220-A	Bearing	2-WAA 4236-C	Gear
	1-B7A 4211-A	Shaft	2-B7A 4228-A	Washer	1-WAB 44205-A	Seat
	4-WAA 4215-C	Pinion	4-B7A 4230-A	Washer	2-WAB 44207-A	Shaft
			3-359475-S or 370083-S	Pin		

Included in this index are the following major groups in the order shown below:

FRAME
EXHAUST SYSTEM
SPRINGS & STABILIZER

INDEX

SECTION 50 - FRAME

PART NAME	GROUP NUMBER	PART NAME	GROUP NUMBER
Bracket assy. (body to frame)-No. 1-outer	5075-76	Cross member assv. (frame No. 2 or 3)	5025-27
Bracket assv. (frame to body)-inner	5A029	Cross member assv. (frame rear)	5035
Bracket assv. (frame to body)-outer	5080-81	Frame assv.	5005
Bracket (frame No. 3 cross member support)	5A000-01	Gusset (front cross member to frame)	5123-24
Bracket (front suspension arm & shock absorber mounting)	5063-64		
		Plate assy. (frame jack)	5B034
		Retainer assy. (frame jack bolt)	5B038
Cross member assy. (frame)	5029		
Cross member assv. (frame)-front	5019	Spacer (body bolt)	5A076
		Strap (stabilizer)	5B047
		Support (engine rear)	5059

SECTION 52 - EXHAUST SYSTEM

Adapter (muffler inlet pipe)	5D209	Connector (muffler inlet pipe)	5B286
Bracket & insulator assy. (muffler inlet & outlet pipe)	5A246	Flange (muffler inlet pipe)	5269
Bracket & insulator assy. (muffler inlet pipe)	5A249	Gasket assv. (muffler inlet)	5C226
Bracket & insulator assy. (muffler outlet pipe)	5260-61	Kit (dual exhaust system)-cobra	5210
Bracket & insulator assy. (muffler outlet pipe)	5A283	Kit (muffler outlet pipe front hanger)	5259
Bracket & insulator assy. (muffler outlet pipe to frame)-rear-L. H.	5256	Kit (muffler outlet pipe hanger insulator)	5260
Bracket (exhaust systems)	5277		
Bracket (muffler inlet pipe to engine block)	5291	Muffler assy.	5230
Bracket (muffler outlet pipe to frame)-rear	5278	Pipe assy. (muffler inlet)	5246
Clamp assy. (muffler inlet & outlet pipe)-yoke type	5A231	Pipe assy. (muffler inlet)-L. H.	5248
Clamp (muffler inlet pipe extension)	5291	Pipe (muffler inlet extension)	5A212-13
Clamp (muffler outlet pipe)	5251	Pipe (muffler outlet)	5255
Clamp (muffler to inlet pipe)	5270	Plate assy. (muffler mounting)	5B236
Clamp (muffler to outlet pipe)-front-lower	5265	Plate (muffler outlet pipe insulator)-upper-rear	5287
		Resonator assy. (muffler outlet pipe)	5A289

SECTION 53,54 - SPRINGS and STABILIZER

Anti-squeak (rear spring)	5586	Plate (rear spring clip)	5796-9
Bar (rear spring shackle)-rear	5627	Plate (rear spring front hanger anchor)	5A539
Bolt (spring seat mounting)	5A322	Plate (rear spring rear hanger)	5752
Bracket assv. (front spring)-lower seat mounting	5A308	Rear spring clamp	5724
Bracket (rear axle or spring bumper)	5784	Reinforcement (rear spring front bracket)	5920
Bracket (rear spring rear)	5992	Reinforcement (rear spring rear bracket)	5980
Bracket (stabilizer)	5486	Reinforcement (stabilizer bracket)	5A483
Bumper (rear axle or spring)	5783	Retainer (rear spring center mounting insulator)	5736
Bushing assy. (rear spring)-front & rear	5781	Retainer (stabilizer insulator to lower arm clamp)	5492
Bushing (front spring lower seat)	5A305		
Clamp (stabilizer to suspension lower arm)-inner	5499	Seat & bushing assy. (front spring lower)	5A304
Clamp (stabilizer to suspension lower arm)-outer	5476-77	Seat assy. (front spring)	5A306
Clip (rear spring)	5705	Seat (front suspension upper arm spring)	5415
Hanger (rear spring)	5775	Shackle assv. (rear spring)-rear	5776
Insulator (front suspension spring)-rubber	5415	Shim (front spring)	5355
Insulator (rear spring center mounting)	5741	Snubber (rear spring front shackle)	5913
Insulator (stabilizer to suspension lower arm)	5493	Spacer (rear spring center bolt)	5A537
Kit (rear spring clamp)	5724	Spacer (rear spring center mounting)	5598
Kit (shackle)	5630	Spring assy. (rear-leaf)	5560
Kit (stabilizer end repair)	5A486	Spring (front)-coil	5310
Leaf (rear spring)	5564-65	Stabilizer assv.	5482
Liner (rear spring)	5983	Stud & washer assy. (rear spring front hanger)	5780
Liner (rear spring clamp)-rubber	5334	Wedge (rear axle adjusting)	5A313

YEAR	MODEL	DESCRIPTION	QTY.	PART NUMBER
5A000-1 BRACKET - FRAME NO. 3 CROSS MEMBER SUPPORT - (Serviced in 5005 Assy.)				
5005 FRAME ASSY.				
61/62	A (76)	"X" type	1	C2AZ 5005-A
63	A(76)	"X" type	1	C3AZ 5005-A
61/62	A(except 76)	Box type	1	C2AZ 5005-B
63	A(54, 62, 63, 65, 71, 75)	Box type	1	C3AZ 5005-C
63	A(Convertible-Police Interceptor)		1	C3AZ 5005-D
63	A(P/I & Taxicab)		1	C3AZ 5005-F
64	A (76)		1	C4AZ 5005-A
64	A(54, 57, 62, 63, 71)	When used for 8 cyl. 289-replace #3 cross member with C4AZ 5027-A	1	C4AZ 5005-C
62	B	Bolt (body to frame C/M)-7/16"-14 x 1"	6	375293-S8 (BB817P)
5019 CROSS MEMBER ASSY. - FRAME FRONT				
60/62	A		1	C1MM 5019-B
63	A(H/D frames)		1	
63	A(except H/D frames)		1	C3AZ 5019-A
64	A		1	C4AZ 5019-A
60/	S	Refer to underbody illustrations in Body Sheet Metal Illustration Section		
5025-7 CROSS MEMBER ASSY. - FRAME No. 2 or 3				
60/62	A (except 76)	No. 3	1	C1AA 5027-A
63/64	A(except 76)	No. 3	1	C3AZ 5027-A
62/	B	No. 2	1	C2OZ 5026-B
60/64	X (6 cyl. 144)	No. 2	1	C1DD 5026-A
60/	A (except 76)	Bolt (cross member to support brkt. R. H. & L. H.) - 1/2"-20 x 4 39/64"	2	372190-S8(BB254)
60/61	A (except 76)	Bolt(c/member to support brkt.)-1/2"-20 x 1 1/8"	4	*20413-S7-8
62	A	Nut (cross member to bracket)-1/2"-20 lock	6	34449-S8(M85)
63	A	Bolt (crossmember to underbody)-7/16"-14 x 1	6	375293-S8 (BB817P)
62/	B	Bolt (attach No. 2 member to underbody)-7/16"-14 x 1"	6	375293-S8 (BB817P)
61/	A, X	Bolt (c/member to support brkt.)-1/2"-20 x 1"	4	20393-S(B197)
		Locknut-1/2"-20		34449-S7-8(M85)
		Flat washer-1/2"		44735-S8(X32)
60/64	X	Bolt (cross member to underbody)-3/8"-24 x 3 1/2"	6	45549-S(B179)
60/64	X	Locknut-3/8" -24		373173-S7 (MM169C)
60/64	X	Washer-flat-3/8"		*352897-S
		Locknut-9/16"-12		382484-S (MM173FA)
5029 CROSS MEMBER ASSY. - FRAME				
60/63	A	No. 4	1	C0A 5029-A
5A029 BRACKET ASSY. - FRAME TO BODY - INNER				
60/62	A	No. 1 -has 3/4" diameter hole	2	C0AA 5A029-D
63	A	No. 1 -has 1 3/8" diameter hole	2	C3AZ 5A029-A
60/63	A(76)	No. 4 -has 5/8" diameter hole	2	C0AA 5A029-E
60/63	A (except 76B)	No. 4 -has 1 3/8" diameter hole	2	C0AA 5A029-F
64	A	No. 4 -has 1. 38" diameter hole	2	C4AZ 5A029-A
64	A	No. 1 -Inner-drill mounting hole at installation	2	C4AZ 5A029-B
5B034 PLATE ASSY. - FRAME JACK				
63	A(71)		1	C3AZ 5B034-B
5035 CROSS MEMBER ASSY. - FRAME REAR				
60/64	A		1	C4AZ 5035-A
5B038 RETAINER ASSY. - FRAME JACK BOLT				
63	A		2	C3AZ 5B038-A
5B047 STRAP - STABILIZER				
64	A(except 76)-8 cyl. 289	No. 3-cross member	2	C4AZ 5B047-A

FORD CAR PARTS

123

SECTION 52

YEAR	MODEL	DESCRIPTION	QTY.	PART NUMBER
5059 SUPPORT - ENGINE REAR - Also Refer to Groups 6A023, 5027				
60/62	A(76)		1	C1AA 5059-A
63/64	A(76)		1	C3AZ 5059-A
60/62	A(76)	Bolt (support to plate) -5/16" -18 x 5/8"	6	20326-S7(B49)
63/64	A(76)	Bolt (support to plate)-1"-20 x 1 1/8"	2	*20413-S8
		Lockwasher-3/8"		34807-S8(X66)
		Washer-flat-3/8"		44727-S8(X24)
		Nut-5/16"-24		33798-S7-8 (M62)
		Lockwasher-5/16"		34806-S7 (X64)
		Flat washer-1/2"		44735-S8(X32)
63	B	Locknut (crossmember to bracket)-1/2"-13	2	375710-S7-8 (MM173F)
62/	B	Nut (insulator to support)-3/8"-16	1	34057-S8(M161)
62/	B (6 cyl. 170)	Bolt (support to bracket)-1/2"-13 x 7/8" sq. neck	2	375707-S7-8 (B6687D)
60/	X	Bolt(support to underbody) -3/8"-24 x 3 1/2"	2	45549-S(B179)
		Washer-flat-13/32"		*352897-S
		Locknut -3/8" -24		34445-S7-8(M80)
		Washer-flat-3/8"		351385-S7(XX158)
60/	S	Nut (support to body)-3/8"-24	4	33800-S8 (M63)
5063-4 BRACKET - FRONT SUSPENSION ARM and SHOCK ABSORBER MOUNTING				
60/64	A	Upper-R. H.	1	C0AA 5063-A
		Upper-L. H.	1	C0AA 5064-A
63	A	Rivet (bracket to frame)-5/16" x .88"	4	*374665-S
		Lockwasher-3/8"		34807-S8(X66)
5075-6 BRACKET ASSY. - BODY TO FRAME - No. 1 - OUTER				
63	A	R. H. -outer	1	C3AZ 5075-B
64	A (except 76)	L. H.	1	C3AZ 5076-B
64	A	R. H. -outer No. 1-1 3/8" diameter hole	1	C4AZ 5075-A
		L. H.	1	C4AZ 5076-A
5A076 SPACER - BODY BOLT- Refer to Body Bolt Chart in Section 000				
5080-1 BRACKET ASSY. - FRAME TO BODY - OUTER				
60/62	A(76)	No. 3 -has 5/8" diameter hole	2	C0AA 5080-N
63/64	A	No. 3 & 3A	4	
60/62	A(76)	No. 5 -has 5/8" diameter hole	2	C0AA 5080-R
63/64	A	No. 5	2	
63/64	A	No. 6-outer-R. H.	1	C3AZ 5080-A
		No. 6-outer-L. H.	1	C3AZ 5081-A
60/62	A(76)	No. 7- has 5/8" diameter hole	2	C0AA 5080-K
61/64	A	No. 7 - outer	2	
5123-4 GUSSET - FRONT CROSS MEMBER TO FRAME				
60/62	A	R. H.	1	C1MM 5123-A
63	A (P/I, Taxicab & 76)	R. H.	1	
		L. H.	1	C1MM 5124-A
63	A (except 76, P/I & Taxicab)	R. H.	1	C3AZ 5123-A
		L. H.	1	C3AZ 5124-A
64	A	R. H.	1	C4AZ 5123-A
		L. H.	1	C4AZ 5124-A
5D209 ADAPTER - MUFFLER INLET PIPE				
60/	All	To reduce 2" dia. pipe to 1.75" dia. pipe-7" long	AR	C5OZ 5D209-A
5210 KIT - DUAL EXHAUST SYSTEM - COBRA				
63/64	X(8 cyl. 280)-except 76		1	C4DZ 5210-A

5A212-3 PIPE - MUFFLER INLET EXTENSION

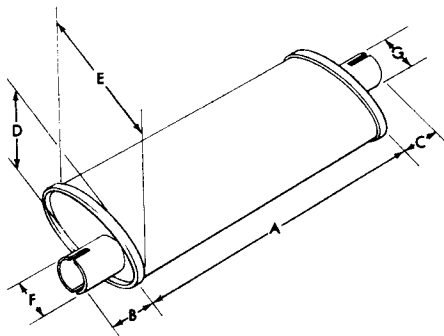
EXTENSION PIPE IDENTIFICATION CHART

EXTENSION PIPES are ALSO CATALOGED by YEAR and MODEL IN THE EXHAUST SYSTEM APPLICATION CHART UNDER GROUP 5230

PART NUMBER	LENGTH	DIAM.	PART NUMBER	LENGTH	DIAM.	PART NUMBER	LENGTH	DIAM.	PART NUMBER	LENGTH	DIAM.
*B9SS 5A212-B			†C2SZ 5A212-C	83.24"	1.75"	C3OZ 5A212-G	72.80"	2"	C0AA 5A213-E	87"	2"
C0AA 5A212-D	87"	2"	†C2SZ 5A212-D	83.24"	1.75"	*C3SZ 5A212-A	73.26"	2.25"	C0AA 5A213-F	102.70"	2"
C0AA 5A212-E	102.70"	2"	C3AZ 5A212-A	92.38"	2"	C3SZ 5A212-B	83.25"	2"	C1AA 5A213-A	92.26"	2"
C1AA 5A212-A	103.34"	2"	C3AZ 5A212-B	86.40"	2"	C4AZ 5A212-A	82.34"	2"	C1AA 5A213-B	85.71"	2"
C1AA 5A212-B	85.71"	2"	†*C3AZ 5A212-C	86.40"	2"	C4AZ 5A212-B	91.25"	2"	†C1SS 5A213-D	83.25"	
C1AA 5A212-C	92.14"	2"	*C3DZ 5A212-A	90.28"	2"	C4DZ 5A212-D	89.76"	2"	C3AZ 5A213-A	92.38"	2"
†C1SS 5A212-D	83.25"		R B C3DZ 5A212-C			C4DZ 5A212-E	89.79"	2"	C3AZ 5A213-B	86.40"	2"
C2AZ 5A212-A	83.75"	2"	*C3DZ 5A212-B	90.28"	2"	C4OZ 5A212-A	80.93"	1.75"	C3SZ 5A213-A	83.25"	2"
C2AZ 5A212-B	83.75"	2"	R B C3DZ 5A212-D			C4OZ 5A212-B	85.25"	1.75"	C4AZ 5A213-A	82.34"	2"
C2AZ 5A212-D	90.35"	2"	*C3DZ 5A212-C	90.24"	2"	C4OZ 5A212-C	78.50"	2"	C4AZ 5A213-B	91.25"	2"
C2AZ 5A212-E	83.75"	2"	C3DZ 5A212-D	90.24"	2"	C4OZ 5A212-D	80.43"	2"	†C4AZ 5A213-D	83.07"	2"
C2SZ 5A212-A	83.24"	2"	C3OZ 5A212-C	80.64"	1.75"	C4OZ 5A212-E	73.45"	2.50"	C4AZ 5A213-E	104.33"	2"
C2SZ 5A212-B	83.24"	2"	C3OZ 5A212-D	84.64"	1.75"	*C4SZ 5A212-A	49.87"	2"	†*C4AZ 5A213-F	83.12"	2.25"
			C3OZ 5A212-E	77.87"	2"	*B9SS 5A213-B			C4AZ 5A213-G	83.07"	2.25"

YEAR	MODEL	DESCRIPTION	QTY.	PART NUMBER
	5C226	GASKET ASSY. - MUFFLER INLET		
63	S		2	C3SZ 5C226-A

5230 MUFFLER ASSY.



P-2912

* MUFFLER IDENTIFICATION CHART

MUFFLERS ARE ALSO CATALOGED by YEAR and MODEL IN THE EXHAUST SYSTEM APPLICATION CHART WHICH FOLLOWS

PART NUMBER	A	B	C	D	E	F	G	PART NUMBER	A	B	C	D	E	F	G
B8SZ 5230-A	18	2	2	4	9 3/4	2	1 3/4	C3SZ 5230-A	26			6	6	2 1/4	2 1/4
C0AZ 5230-A	27	2		6	6	2	1 3/4	C3SZ 5230-B	22			6	6	2	1 3/4
C0AZ 5230-B				6	6	2	1 3/4	C3SZ 5230-C	22			6	6	2 3/4	1 3/4
C1DD 5230-C	18	2	1.84	5	5	1 3/4	1 1/2	C4AZ 5230-D	27			6	6	2	1 3/4
C1SZ 5230-A	22	1	2.06	6	6	2	1 3/4	C4AZ 5230-F	27			6	6	2	1 3/4
C1SZ 5230-B	22	1	2.06	6	6	2	1 3/4	C4DZ 5230-B	22.12	2.12	6.44	5	5	2	1 3/4
C2DZ 5230-A	22	2	1 1/2	5	5	1 3/4	1 1/2	C4DZ 5230-C	22.12	2.12	6.44	5	5	2	2
C2OZ 5230-G	23 3/4			6		1 3/4	1 1/2	C4DZ 5230-E	22	2	4.66	6	6	2	1 3/4
C2OZ 5230-J	22	2		6	6	1 3/4	1 1/2	C4OZ 5230-E	27	2	4.66	6	6	2 1/2	2 1/4
C2SZ 5230-A	22			6	6	1 3/4	1 3/4	C4OZ 5230-F	110.82					2	2
C2SZ 5230-B	22			6	6	1 3/4	1 3/4	C4OZ 5230-G	110.82					2	2
C3DZ 5230-B	22	2	1.40	5	5	2	1 3/4	C4SZ 5230-A	20			6	6	2	1 3/4
C3DZ 5230-D	22	2	1.40	5	5	2	1 3/4	C4SZ 5230-B	20			6	6	2	1 3/4

† Includes resonator ☆ Aluminized or aluminized and stainless steel
 * All dimensions shown above are in inches

5230

EXHAUST SYSTEM APPLICATION CHART

The Exhaust System Application Chart is designed to facilitate the identification of the following related items: Inlet Pipe (Group 5246-48), Inlet Pipe Extension (Group 5A212-13), Muffler (Group 5230) and the Outlet Pipe (Group 5255). The chart is arranged first by model year and secondly by car line within each model year.

Physical characteristics or dimensions for each part and also standard or attaching parts are shown under the respective group. For example, the dimensions for the Inlet Pipe will be found under Group 5246, for Muffler under Group 5230, etc.

The following symbols are used to designate side and type: D-Dual, L-Left, R-Right, S-Single.

YEAR	MODEL	ENGINE		SIDE	TYPE	PART NUMBER				
		NO. CYL.	C.I.D.			EXTENSION	INLET	MUFFLER	OUTLET	
1960										
- A -										
60	A	6	223	L	S	C0AA 5A213-E	C1AA 5246-T	C0AZ 5230-A		
60	A(exc. C/M & 76B)	6	223	L	S	C0AA 5A213-E	C1AA 5246-T	C0AZ 5230-A		
60	A(exc. 76B)-with C/M	6	223	L	S	C0AA 5A213-E	C1AA 5246-T	C0AZ 5230-A		
60	A(76)	6	223	L	S	C0AA 5A213-F	C1AA 5246-U	C0AZ 5230-A		
60	A	8	292	L	S	C0AA 5A213-E	C2AZ 5246-C	☛ C0AZ 5230-A		
60	A(76)	8	292	R	D	C0AA 5A212-E	C1AA 5246-R	☛ C0AZ 5230-A		
60	A(76)	8	292	L	D	C0AA 5A213-F	C1MM 5248-D	☛ C0AZ 5230-A		
60	A	8	352	R	D	C0AA 5A212-D	*C1AA 5246-N	☛ C0AZ 5230-A		
60	A	8	352	L	D	C0AA 5A213-E	*C1AA 5246-N	☛ C0AZ 5230-A		
60	A(Special)-Except 76	8	352	R	D	C0AA 5A212-D	*C0AA 5246-S	☛ C0AZ 5230-A		
60	A(Special)-Except 76	8	352	L	D	C0AA 5A213-E	*C0AA 5246-S	☛ C0AZ 5230-A		
60	A(exc. 76)	8	352	L	S	C0AA 5A213-E	C1AA 5246-L	☛ C0AZ 5230-A		
60	A(76)	8	352	R	D	C0AA 5A212-E	C1AA 5246-S	☛ C0AZ 5230-A		
60	A(76)	8	352	L	D	C0AA 5A213-F	C1AA 5248-D	☛ C0AZ 5230-A		
60	A(76)-Special	8	352	R	D	C0AA 5A212-E	*C0AA 5246-T	☛ C0AZ 5230-A		
60	A(76)-Special	8	352	L	D	C0AA 5A213-F	*C0AA 5248-F	☛ C0AZ 5230-A		
- S -										
60	S	8	352	R	D	B9SS 5A212-B	B8S 5246-A	B8SZ 5230-A	B9S 5255-A	
60	S	8	352	L	D	B9SS 5A213-B	B8S 5246-A	B8SZ 5230-A	B9S 5255-A	
60	S	8	430	R	D	B9S 5246-B	B9SS 5246-C	B8SZ 5230-A	B9S 5255-A	
60	S	8	430	L	D	B9S 5248-B	B9SS 5246-C	B8SZ 5230-A	B9S 5255-A	
- X -										
60	X (58, 64)	6	144	R	S		C0DD 5246-A	C1DD 5230-C	C3GY 5255-A	
60	X59, 66, 71, 78(S/T)	6	144	R	S		C0DD 5246-B	CODZ 5230-A	C3DZ 5255-C	
60	X59, 66, 71, 78(F/M/2)	6	144	R	S		C0DD 5246-C	CODZ 5230-A	C3DZ 5255-C	
- A -										
1961										
61	A(exc. 76)	6	223		S	C1AA 5A213-B	C1AA 5246-T	☛ C0AZ 5230-A		
61	A(76)	6	223		S	C1AA 5A213-A	C1AA 5246-U	☛ C0AZ 5230-A		
61	A(exc. 76)	8	292	L	S	C1AA 5A213-B	*C2AZ 5246-C	☛ C0AZ 5230-A		
61	A(76)	8	292	L	D	C1AA 5A213-A	C1MM 5248-D	☛ C0AZ 5230-A		
61	A(76)	8	292	R	D	C1AA 5A212-A	C1AA 5246-R	☛ C0AZ 5230-A		
61	A(exc. 76)	8	352	L	S	C1AA 5A213-B	C1AA 5246-L	☛ C0AZ 5230-A		
61	A(76)	8	352	L	D	C1AA 5A213-A	C1AA 5248-D	☛ C0AZ 5230-A		
61	A(76)	8	352	R	D	C1AA 5A212-A	C1AA 5246-S	☛ C0AZ 5230-A		
61	A(76)	8	390	L	D	C1AA 5A213-A	C1AA 5248-D	☛ C0AZ 5230-A		
61	A(76)	8	390	R	D	C1AA 5A212-A	C1AA 5246-S	☛ C0AZ 5230-A		
61	A(76)-Special & P/I	8	390	R	D	C1AA 5A212-C	C1AA 5246-H	☛ C0AZ 5230-A		
61	A(76)-Special & P/I	8	390	L	D	C1AA 5A213-A	C1AA 5248-C	☛ C0AZ 5230-A		
61	A(exc. P/I)	8	390	R	D	C1AA 5A212-B	*C1AA 5246-N	☛ C0AZ 5230-A		
61	A(exc. P/I)	8	390	L	D	C1AA 5A213-B	*C1AA 5246-N	☛ C0AZ 5230-A		
61	A(Special)-exc. 76 & P/I	8	390	L	D	C1AA 5A213-B	C1AA 5246-K	☛ C0AZ 5230-A		
61	A(Special)-exc. 76 & P/I	8	390	R	D	C1AA 5A212-C	C1AA 5246-K	☛ C0AZ 5230-A		
61	A, P/I(H/Performance)	8	390	R	D	C1AA 5A212-C	C1AA 5246-K	☛ C0AZ 5230-A		
61	A, P/I(H/Performance)	8	390	L	D	C1AA 5A213-B	C1AA 5246-K	☛ C0AZ 5230-A		

For alternate "Economy" muffler use C0AZ 5230-B

☛ Aluminized or Aluminized and Stainless Steel

5230

EXHAUST SYSTEM APPLICATION CHART

YEAR	MODEL	ENGINE		SIDE	TYPE	PART NUMBER			
		NO. CYL.	C.I.D.			EXTENSION	INLET	MUFFLER	OUTLET

1961 - continued

- S -

61	S	8		R	D	†C1SS	5A212-D	C1SS	5246-C	☆C1SZ	5230-A	
61	S	8		L	D	†C1SS	5A213-D	C1SS	5246-C	☆C1SZ	5230-B	

- X -

61	X(58, 64)	6	144, 170	R	S			C1DZ	5246-A	C1DD	5230-C	C3DZ 5255-B
61	X(59, 66, 71, 78)	6	144, 170	R	S			C1DZ	5246-A	C0DZ	5230-A	C3DZ 5255-C

- A -

1962

62	A	6	223	L	S	C2AZ	5A212-A	C1AA	5246-T	‡	C0AZ	5230-A
62	A(76)	6	223	L	S	C2AZ	5A212-B	C1AA	5246-U	‡	C0AZ	5230-A
62	A(exc. 76)	8	292	L	S	C2AZ	5A212-A	C2AZ	5246-C	‡	C0AZ	5230-A
62	A(76)	8	292	R	D	C2AZ	5A212-D	C1AA	5246-R	‡	C0AZ	5230-A
62	A(76)	8	292	L	D	C2AZ	5A212-B	C1MM	5248-D	‡	C0AZ	5230-A
62	A(exc. 76)	8	352	L	S	C2AZ	5A212-A	C2AZ	5246-A	‡	C0AZ	5230-A
62	A(76)	8	352	R	D	C2AZ	5A212-D	C2AZ	5246-D	‡	C0AZ	5230-A
62	A(76)	8	352	L	D	C2AZ	5A212-B	C1AA	5248-D	‡	C0AZ	5230-A
62	A(76 Special & P/I)	8	352, 390	R	D	C2AZ	5A212-D	C1AA	5246-H	‡	C0AZ	5230-A
62	A(76 Special & P/I)	8	352, 390	L	D	C2AZ	5A212-B	C1AA	5248-C	‡	C0AZ	5230-A
62	A(exc. 76 & P/I)	8	390	L	D	C2AZ	5A212-A	C2AZ	5246-B	‡	C0AZ	5230-A
62	A(exc. 76 & P/I)	8	390	R	D	C2AZ	5A212-E	C2AZ	5246-B	‡	C0AZ	5230-A
62	A(76)	8	390	L	D	C2AZ	5A212-B	C1AA	5248-D	‡	C0AZ	5230-A
62	A(76)	8	390	R	D	C2AZ	5A212-D	C2AZ	5246-D	‡	C0AZ	5230-A
62	A(P/I)	8	390	R	D	C2AZ	5A212-E	C1AA	5246-K	‡	C0AZ	5230-A
62	A(P/I)	8	390	L	D	C2AZ	5A212-A	C1AA	5246-K	‡	C0AZ	5230-A
62	A(Special)	8	390	R	D	C2AZ	5A212-E	C1AA	5246-K	‡	C0AZ	5230-A
62	A(Special)	8	390	L	D	C2AZ	5A212-A	C1AA	5246-K	‡	C0AZ	5230-A
62	A(Special)-exc. 76	8	406	L	D	C2AZ	5A212-A	C1AA	5246-K	‡	C0AZ	5230-A
62	A(Special)-exc. 76	8	406	R	D	C2AZ	5A212-E	C1AA	5246-K	‡	C0AZ	5230-A
62	A(Special)-76	8	406	L	D	C2AZ	5A212-A	C1AA	5248-C	‡	C0AZ	5230-A
62	A(Special)-76	8	406	R	D	C2AZ	5A212-D	C1AA	5246-H	‡	C0AZ	5230-A

- B -

62	B(S/T)	6	170	R	S	C3OZ	5A212-C	C2OZ	5246-C		C2OZ	5230-J
62	B(F/M)	6	170	R	S	C3OZ	5A212-C	C2OZ	5246-B		C2OZ	5230-J
62	B(S/T)	8	221	R	S	C3OZ	5A212-C	C2OZ	5246-J		C2OZ	5230-J
62	B(F/M/2)	8	221	R	S	C3OZ	5A212-E	C2OZ	5246-D	@☆	C2OZ	5230-J
62	B	8	260	R	S	C3OZ	5A212-E	C2OZ	5246-D	☆	C2OZ	5230-J

- S -

62	S	"Before 10/16/61"	8	390 4/B	R	D	C1SS	5A212-D	C1SS	5246-C	☆C1SZ	5230-A
62	S	"From 10/16/61"	8	390 4/B	R	D	†C2SZ	5A212-D	C2SZ	5246-A	☆C2SZ	5230-A
62	S	"Before 10/16/61"	8	390 4/B	L	D	C1SS	5A213-D	C1SS	5246-C	☆C1SZ	5230-B
62	S	"From 10/16/61"	8	390 4/B	L	D	†C2SZ	5A212-C	C2SZ	5246-A	☆C2SZ	5230-B
62	S		8	390 6/B	R	D	C2SZ	5A212-A	C2SZ	5246-B	☆C1SZ	5230-A
62	S		8	390 6/B	L	D	C2SZ	5A212-B	C2SZ	5246-B	☆C1SZ	5230-B

- X -

62	X(54, 58, 62, 64, 76)	6	144, 170	R	S			C1DZ	5246-A	C0DZ	5230-A	C0DZ 5255-A
62	X(59, 66, 71, 78)	6	144, 170	R	S			C1DZ	5246-A	C0DZ	5230-A	C3DZ 5255-C
62	X(78A)	6	144, 170	R	S			C1DZ	5246-A	C2DZ	5230-A	C3DZ 5255-C

* Aluminized or Aluminized and Stainless Steel † Includes Resonator

@ Although 2" longer than production muffler for Fairlane, this muffler fits by reversing the rear muffler hanger

‡ For alternate "Economy" muffler use C0AZ 5230-B

5230

EXHAUST SYSTEM APPLICATION CHART

YEAR	MODEL	ENGINE		SIDE	TYPE	PART NUMBER							
		NO. CYL.	C.I.D.			EXTENSION	INLET	MUFFLER	OUTLET				
- A -													
1963													
63	A(exc. 76A)	6	223	L	S	C3AZ	5A213-B	ΔC3AZ	5246-A	♣ C0AZ	5230-A		
63	A(76A)	6	223	L	S	C3AZ	5A213-A	C3AZ	5246-D	♣ C0AZ	5230-A		
63	A(exc. 76)	8	260	L	S	C3AZ	5A213-B	C3AZ	5246-B	♣ C0AZ	5230-A		
63	A(76)	8	260	R	D	C3AZ	5A212-A	ΔC3AZ	5246-C	♣ C0AZ	5230-A		
63	A(76)	8	260	L	D	C3AZ	5A213-A	C3AZ	5246-K	☆C0AZ	5230-A		
63	A(exc. 76)	8	289	L	S	♣C3AZ	5A212-C	C3AZ	5246-B	♣ C0AZ	5230-A		
63	A(76)	8	289	R	D	C3AZ	5A212-A	ΔC3AZ	5246-C	♣ C0AZ	5230-A		
63	A(76)	8	289	L	D	C3AZ	5A213-A	C3AZ	5246-K	☆C0AZ	5230-A		
63	A(exc. 76B)	8	352	L	S	C3AZ	5A213-B	C3AZ	5246-F	♣ C0AZ	5230-A		
63	A(76)	8	352	L	D	C3AZ	5A213-A	C3AZ	5246-J	♣ C0AZ	5230-A		
63	A(76)	8	352	R	D	C3AZ	5A212-A	C3AZ	5246-G	♣ C0AZ	5230-A		
63	A(76)	8	390	L	D	C3AZ	5A213-A	C3AZ	5246-J	♣ C0AZ	5230-A		
63	A(76)	8	390	R	D	C3AZ	5A212-A	C3AZ	5246-G	♣ C0AZ	5230-A		
63	A(exc. P/T & 76)	8	390	R	D	C3AZ	5A212-B	C3AZ	5246-E	♣ C0AZ	5230-A		
63	A(exc. P/1 & 76)	8	390	L	D	C3AZ	5A213-B	C3AZ	5246-E	♣ C0AZ	5230-A		
63	A(P/I)-exc. 76	8	390	R	D	C3AZ	5A212-B	C3AZ	5246-L	♣ C0AZ	5230-A		
63	A(P/I)-exc. 76	8	390	L	D	C3AZ	5A213-B	C3AZ	5246-L	♣ C0AZ	5230-A		
63	A(76 P/T)	8	390	R	D	C3AZ	5A212-B	C3AZ	5246-N	♣ C0AZ	5230-A		
63	A(76 P/T)	8	390	L	D	C3AZ	5A213-B	C3AZ	5246-S	♣ C0AZ	5230-A		
63	A(Premium Fuel)	8	390	R	D	C3AZ	5A212-B	ΔC3AZ	5246-E	♣ C0AZ	5230-A		
63	A(Premium Fuel)	8	390	L	D	C3AZ	5A213-B	ΔC3AZ	5246-E	♣ C0AZ	5230-A		
63	A	8	406	R	D	C3AZ	5A212-B	ΔC3AZ	5246-Y	♣ C0AZ	5230-A		
63	A	8	406	L	D	C3AZ	5A213-B	ΔC3AZ	5246-Y	♣ C0AZ	5230-A		
63	A(exc. 71, 76)-Special	8	406, 427	R	D	C3AZ	5A212-B	C3AZ	5246-Y	♣ C0AZ	5230-A		
63	A(exc. 71, 76)-Special	8	406, 427	L	D	C3AZ	5A213-B	C3AZ	5246-Y	♣ C0AZ	5230-A		
63	A(76)"Before 2/15/63"	8	406, 427	R	D	C3AZ	5A212-A	C3AZ	5246-AA	♣ C0AZ	5230-A		
63	A(76)"From 2/15/63"	8	406, 427	R	D	C3AZ	5A212-A	C3AZ	5246-Z	♣ C0AZ	5230-A		
63	A(76)"Before 2/15/63"	8	406, 427	L	D	C3AZ	5A213-A	C3AZ	5246-AA	♣ C0AZ	5230-A		
63	A(76)"From 2/15/63"	8	406, 427	L	D	C3AZ	5A213-A	C3AZ	5246-AA	♣ C0AZ	5230-A		
- B -													
63	B(71)-H/D, S/T & F/M/2	6	170, 200	L	S	C3OZ	5A212-D	C3OZ	5246-G	C2OZ	5230-J		
63	B(71) (S/T)	6	170, 200	L	S	C3OZ	5A212-D	C3OZ	5246-F	C2OZ	5230-J		
63	B(exc. 71) F/M/2	6	170, 200	R	S	C3OZ	5A212-C	C3OZ	5246-E	C2OZ	5230-J		
63	B(exc. 71)(S/T)	6	170, 200	R	S	C3OZ	5A212-C	C3OZ	5246-D	C2OZ	5230-J		
63	B(exc. 71)	8	221, 260	R	S	C3OZ	5A212-E	C3OZ	5246-H	C2OZ	5230-J		
63	B(71)	8	221, 260	L	S	C4OZ	5A212-D	C3OZ	5246-K	C2OZ	5230-J		
63	B(exc. 71)-Special	8	289 4/B	R	S	C3OZ	5A212-G	C3OZ	5246-L	C4OZ	5230-E		
- S -													
63	S	8	390 4/B		S	C3SZ	5A212-A	C3SZ	5246-B	☆C3SZ	5230-A		
63	S	8	390 6/B	R	D	C3SZ	5A212-B	C3SZ	5246-A	☆C3SZ	5230-B		
63	S	8	390 6/B	L	D	C3SZ	5A213-A	C3SZ	5246-A	☆C3SZ	5230-C		
- X -													
63	X(54, 62, 63)	6	144, 170	R	S			C3DZ	5246-B	C0DZ	5230-A	C3DZ	5255-B
63	X(59, 66, 71, 78)	6	144, 170	R	S			C3DZ	5246-B	C0DZ	5230-A	C3DZ	5255-C
63	X(76)	6	144, 170	R	S			C3DZ	5246-D	C0DZ	5230-A	C3DZ	5255-B
63	X(54, 62, 63B)	8	260	R	S	C3OZ	5A212-C	C3DZ	5246-E	C3DZ	5230-E	C3DZ	5255-E
63	X(63C)-Sprint	8	260	R	S	C3DZ	5A212-C	C3DZ	5246-E	C3DZ	5230-D	C3DZ	5255-E
63	X(59, 66, 71, 78)	8	260	R	S	C3DZ	5A212-C	C3DZ	5246-E	C3DZ	5230-E	C3DZ	5255-D
63	X(76) -except Sprint	8	260	R	S	C3DZ	5A212-D	C3DZ	5246-E	C3DZ	5230-E	C3DZ	5255-B
63	X(76)-Sprint	8	260	R	S	C3DZ	5A212-D	C3DZ	5246-E	C3DZ	5230-D	C3DZ	5255-E

☆ Aluminized or Aluminized and Stainless Steel Δ Laminated Pipe † Includes Resonator
 ♣ For alternate "Economy" muffler use C0AZ 5230-B

5230

EXHAUST SYSTEM APPLICATION CHART

YEAR	MODEL	ENGINE		SIDE	TYPE	PART NUMBER				
		NO. CYL.	C.I.D.			EXTENSION	INLET	MUFFLER	OUTLET	
- A -										
1964										
64	A(76)-"Before 4/1/64"	6	223	L	S	C4AZ 5A213-B	C4AZ 5246-B	☆C0AZ 5230-A		
64	A(76)-"From 4/1/64"	6	223	L	S	C4AZ 5A213-E	C4AZ 5246-B	☆C0AZ 5230-A		
64	A(except 57C, 63C, 76B)	6	223	L	S	C4AZ 5A213-A	C4AZ 5246-A	☆C0AZ 5230-A		
64	A(71) "Before 12/16/63"	8	289	L	S	C4AZ 5A213-A	C4AZ 5246-C	♣ C0AZ 5230-A		
64	A(71) "From 12/16/63 to 2/17/64"	8	289	L	S	C4AZ 5A213-D	C4AZ 5246-C	♣ C0AZ 5230-A		
64	A(71)-"From 2/17/64"	8	289	L	S	C4AZ 5A213-F	C4AZ 5246-U	☆C4AZ 5230-T		
64	A(except 71 & 76)- "Before 2/17/64"	8	289	L	S	C4AZ 5A213-A	C4AZ 5246-C	♣ C0AZ 5230-A		
64	A(except 71 & 76) "From 2/17/64"	8	289	L	S	C4AZ 5A213-G	C4AZ 5246-U	C4AZ 5230-T		
64	A(76)	8	289	R	D	C4AZ 5A212-B	△C4AZ 5246-D	♣ C0AZ 5230-A		
64	A(76)	8	289	L	D	C4AZ 5A213-B	△C4AZ 5246-H	♣ C0AZ 5230-A		
64	A(exc. 76)	8	352	R	D	C4AZ 5A212-A	△C4AZ 5246-G	C0AZ 5230-A		
64	A(exc. 76)	8	352	L	D	C4AZ 5A213-A	△C4AZ 5246-G	C0AZ 5230-A		
64	A(exc. 76)	8	352	L	S	C4AZ 5A213-A	C4AZ 5246-T	C0AZ 5230-A		
64	A(76)	8	352	R	D	C4AZ 5A212-B	△C4AZ 5246-F	C0AZ 5230-A		
64	A(76)	8	352	L	D	C4AZ 5A213-B	△C4AZ 5246-J	♣ C0AZ 5230-A		
64	A(exc. 76)-exc. P/I	8	390	R	D	C4AZ 5A212-A	C4AZ 5246-G	☆C0AZ 5230-A		NOTE 3
64	A(exc. 76)-exc. P/I	8	390	L	D	C4AZ 5A213-A	C4AZ 5246-G	☆C0AZ 5230-A		NOTE 3
64	A(76)-exc. P/I	8	390	R	D	C4AZ 5A212-B	△C4AZ 5246-F	☆C0AZ 5230-A		NOTE 3
64	A(76)-exc. P/I	8	390	L	D	C4AZ 5A213-B	△C4AZ 5246-J	♣ C0AZ 5230-A		NOTE 3
64	A(76 P/I)	8	390	R	D	C4AZ 5A212-A	C4AZ 5246-N	☆C0AZ 5230-A		NOTE 3
64	A(76 P/I)	8	390	L	D	C4AZ 5A213-A	C4AZ 5246-S	☆C0AZ 5230-A		NOTE 3
64	A(P/D)-exc. P/I	8	390	R	D	C4AZ 5A212-A	C4AZ 5246-R	☆C0AZ 5230-A		NOTE 3
64	A(P/I)-exc. P/I	8	390	L	D	C4AZ 5A213-A	C4AZ 5246-R	☆C0AZ 5230-A		NOTE 3
64	A(exc. 76)	8	427	R	D	C4AZ 5A212-A	C4AZ 5246-K	☆C0AZ 5230-A		NOTE 3
64	A(exc. 76)	8	427	L	D	C4AZ 5A213-A	C4AZ 5246-K	☆C0AZ 5230-A		NOTE 3
64	A(76)	8	427	R	D	C4AZ 5A212-B	C4AZ 5246-L	☆C0AZ 5230-A		NOTE 3
64	A(76)	8	427	L	D	C4AZ 5A213-B	C4AZ 5246-M	☆C0AZ 5230-A		NOTE 3
- B -										
64	B(71) S/T	6	170, 200	L	S	C4OZ 5A212-B	C4OZ 5246-C	☆C2OZ 5230-J		NOTE 3
64	B(71)-H/D, S/T	6	170	L	S	C4OZ 5A212-B	C4OZ 5246-D	◇☆C2OZ 5230-J		NOTE 3
64	B(71) F/M/2, C4	6	200	L	S	C4OZ 5A212-B	C4OZ 5246-D	☆C2OZ 5230-J		NOTE 3
64	B(exc. 71) S/T	6	170, 200	R	S	C4OZ 5A212-A	C4OZ 5246-A	☆C2OZ 5230-J		NOTE 3
64	B(exc. 71) F/M/2, C4	6	170, 200	R	S	C4OZ 5A212-A	C4OZ 5246-B	☆C2OZ 5230-J		NOTE 3
64	B(exc. 71)	8	260-2/B	R	S	C4OZ 5A212-C	C4OZ 5246-E	C2OZ 5230-J		NOTE 3
64	B(71)	8	260-2/B	L	S	C4OZ 5A212-D	C4OZ 5246-F	☆C2OZ 5230-J		NOTE 3
64	B(exc. 71)	8	289-2/B	R	S	C4OZ 5A212-C	C4OZ 5246-E	C2OZ 5230-J		NOTE 3
64	B(71)	8	289-2/B	L	S	C4OZ 5A212-D	C4OZ 5246-F	☆C2OZ 5230-J		NOTE 3
64	B(exc. 71)-Special- "Before 4/13/64"	8	289-4/B	R	S	C4OZ 5A212-E	C4OZ 5246-G	☆C4OZ 5230-E		NOTE 3
64	B(exc. 71)-Arvinode- "From 4/13/64"	8	289-4/B	R	D		C4OZ 5246-H	☆C4OZ 5230-F		NOTE 3
64	B(exc. 71)-Arvinode- "From 4/13/64"	8	289-4/B	L	D		C4OZ 5246-H	☆C4OZ 5230-G		NOTE 3
- S -										
64	S	8	390	R	D	%C4SZ 5A212-A	C4SZ 5246-A	%*C4SZ 5230-A		NOTE 3
64	S	8	390	L	D	%C4SZ 5A212-A	C4SZ 5246-A	%*C4SZ 5230-B		NOTE 3

☆ Aluminized or Aluminized and Stainless Steel △ Laminated Pipe

♣ For alternate "Economy" muffler use C0AZ 5230-B

◇ Includes extension pipe, bracket and screws

% Use C4SZ 5B286-A connector

NOTE 3 - Supplied in muffler assembly

5230 EXHAUST SYSTEM APPLICATION CHART									
YEAR	MODEL	ENGINE		SIDE	TYPE	PART NUMBER			
		NO. CYL.	C.I.D.			EXTENSION	INLET	MUFFLER	OUTLET
- X - 1964 - continued									
64	X(54, 62, 63)	6	144, 170, 200	R	S		C4DZ 5246-E	C4DZ 5230-F	NOTE 3
64	X(59, 66, 71, 78)	6	144, 170, 200	R	S		C4DZ 5246-E	C0DZ 5230-A	C4DZ 5255-A
64	X(76)	6	144, 170, 200	R	S		C4DZ 5246-F	C4DZ 5230-F	NOTE 3
64	X(54, 62, 63)	8	260	R	S	C4DZ 5A212-D	C4DZ 5246-C	C4DZ 5230-F	NOTE 3
64	X(59, 66, 71, 78)	8	260	R	S	C4DZ 5A212-D	C4DZ 5246-C	C3DZ 5230-E	C4DZ 5255-B
64	X(76 exc. Sprint)	8	260	R	S	C4DZ 5A212-E	C4DZ 5246-C	C4DZ 5230-F	NOTE 3
64	X(76-Sprint)	8	260	R	S	C4DZ 5A212-E	C4DZ 5246-C	C4DZ 5230-C	NOTE 3

YEAR	MODEL	DESCRIPTION	QTY.	PART NUMBER
5A231 CLAMP ASSY. - MUFFLER INLET and OUTLET PIPE - YOKE TYPE				
60/	A-6 & 8 cyl.	1 1/2" or 1 3/4" diameter	AR	A9AA 5A231-A
60	A-6 cyl.	Inlet extension pipe to inlet pipe clamp bracket	1	
60/	X	Inlet pipe to muffler	1	
60/	X	Inlet pipe to engine block bracket	1	
60/64	X	Outlet pipe to muffler	1	
62	S	Resonator	4	
60/	S	2" diameter	AR	A9AA 5A231-B
60/	A-8 cyl.		1or2	
60/	A-6 cyl.		1or3	
60/	A-8 cyl.		1or2	
62/	B	Inlet pipe	3	
63/	X	Inlet pipe	3	
60/	A	2 1/4" diameter	AR	A9AA 5A231-C
60	A-8 cyl.	Dual exhaust	5	
60/64	S	Inlet pipe to muffler	4	
63/64	X			
60/64	A	Inlet pipe-2" diameter	2	COAZ 5A231-A
63/	B (except 71)-8 cyl. 289-4/B	2 1/2" diameter	2	C3OZ 5A231-A
		Locknut (clamp)-3/8"-16 washer head	AR	373403-S8(MM173J)
5B236 PLATE ASSY. - MUFFLER MOUNTING				
64/	B(except 71)-8 cyl. 289-4/B Special		2	C1VV 5B236-C
64/	B(8 cyl. 289, 4/B Special)	Screw (plate to floor pan)-No. 10-24 x 1/2"	1	51765-S8(U370)

5246-48 PIPE ASSY. - MUFFLER INLET

INLET PIPE IDENTIFICATION CHART

INLET PIPES are ALSO CATALOGED by YEAR and MODEL IN THE EXHAUST SYSTEM APPLICATION CHART UNDER GROUP 5230

T Y P E	PART NO.	LENGTH	DIAM.	T Y P E	PART NO.	LENGTH	DIAM.	T Y P E	PART NO.	LENGTH	DIAM.	T Y P E	PART NO.	LENGTH	DIAM.
h	B8S 5246-A	41.10"	2"		C1AA 5246-T	55.28"	2"	h	C2SZ 5246-B	48.15"	2"	*	C3AZ 5246-R	16.43"	2"
	*B9S 5246-B		2"		C1AA 5246-U	37.34"	2"		ΔC3AZ 5246-A	54.37"	2"		C3AZ 5246-S	30"	2"
h	B9SS 5246-C	39"	2"		C1DZ 5246-A	116.12"	1.75"		C3AZ 5246-AA	19.25"	2"	h	C3AZ 5246-Y	37.02"	2"
*h	COAA 5246-S	48.38"	2"	h	C1SS 5246-C	48.15"	2"	y	C3AZ 5246-B	44.50"	2"		C3AZ 5246-Z	16.90"	2"
	C0DD 5246-A	116.12"	1.75"	y	C2AZ 5246-A	47.46"	2"		ΔC3AZ 5246-C	25.90"	2"		C3DZ 5246-B	116.06"	1.75"
	C0DD 5246-B	116.12"	1.75"	h	C2AZ 5246-B	51.50"	2"		ΔC3AZ 5246-D	36.62"	2"		C3DZ 5246-D	16.08"	1.75"
	C0DD 5246-C	116.12"	1.75"	y	C2AZ 5246-C	44"	2"	h	ΔC3AZ 5246-E	50.84"	2"		C3DZ 5246-E	24"	2"
	C1AA 5246-H	30.25"	2"		C2AZ 5246-D	29.75"	2"	y	ΔC3AZ 5246-F	46.62"	2"		C3OZ 5246-D	46.86"	1.75"
h	C1AA 5246-K	48.28"	2"		C2OZ 5246-B	47.26"	1.75"		C3AZ 5246-G	29"	2"		C3OZ 5246-E	46.86"	1.75"
	C1AA 5246-L	42.56"	2"		C2OZ 5246-C	47.37"	1.75"		ΔC3AZ 5246-G	33"	2"		ΔC3OZ 5246-F	52.80"	1.75"
h	C1AA 5246-N	46.75"	2"	y	C2OZ 5246-D	39.32"	2"	h	C3AZ 5246-K	26.75"	2"		ΔC3OZ 5246-G	51.64"	1.75"
h	C1AA 5246-R	25.21"	2"	y	C2OZ 5246-J	39.44"	2"		C3AZ 5246-L	47.70"	2"		C3OZ 5246-H	38.84"	2"
	C1AA 5246-S	28.84"	2"	h	C2SZ 5246-A	48.15"	1.75"		C3AZ 5246-N	29.78"	2"	y	C3OZ 5246-K	44.36"	2"

* Types "h" and "y" apply to those pipes which in a general way resemble the letters "H" and "Y". Pipes for which no type is shown do not conform to either of these patterns. * Includes resonator Δ Laminated Pipe

NOTE 3-Supplied in Muffler Assembly

5246-48 PIPE ASSY. - MUFFLER INLET - continued

INLET PIPE IDENTIFICATION CHART

INLET PIPES are ALSO CATALOGED by YEAR and MODEL in THE EXHAUST SYSTEM APPLICATION CHART UNDER GROUP 5230

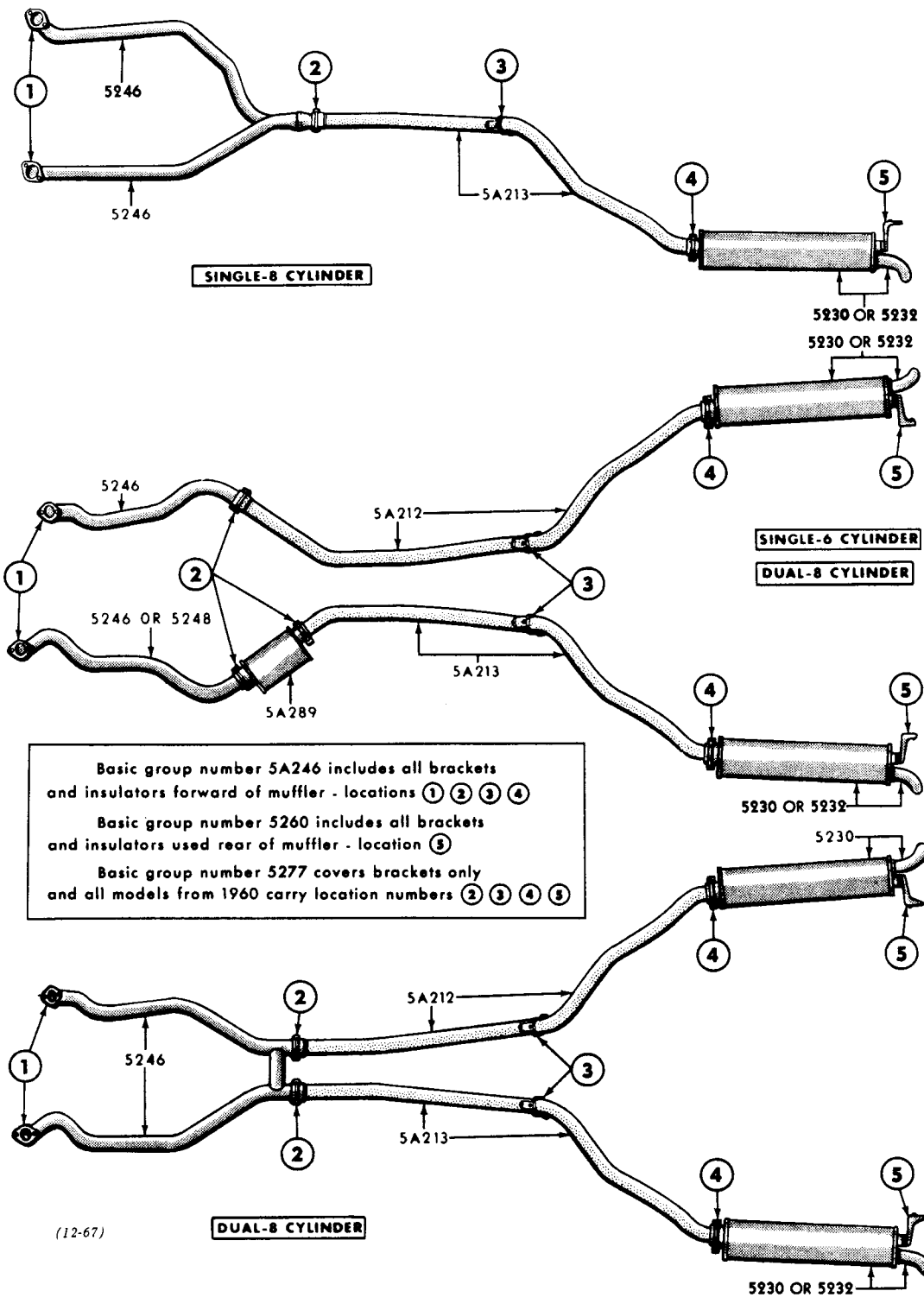
TYPE	PART NO.	LENGTH	DIAM.	TYPE	PART NO.	LENGTH	DIAM.	TYPE	PART NO.	LENGTH	DIAM.	TYPE	PART NO.	LENGTH	DIAM.
y	C3OZ 5246-L	45.50"	2"	Δ	C4AZ 5246-H	25.43"	2"	y	C4AZ 5246-U	46.64"	2.25"	y	C4OZ 5246-F	44.46"	2"
h	C3SZ 5246-A	47.80"	2"	Δ	C4AZ 5246-J	27.81"	2"		C4DZ 5246-C	24.45"	2"	y	C4OZ 5246-G	45.54"	2"
y	C3SZ 5246-B	46.86"	1.88"	h	C4AZ 5246-K	39.31"	2"		C4DZ 5246-E	115.65"	1.75"	h	C4OZ 5246-H	43.48"	2"
	C4AZ 5246-A	56.56"	2"		C4AZ 5246-L	15.18"	2"		C4DZ 5246-F	115.65"	1.75"	h	C4SZ 5246-A	47.75"	2"
	C4AZ 5246-B	35.34"	2"		C4AZ 5246-M	18"	2"		C4OZ 5246-A	46.85"	1.75"		B9S 5248-B		2"
y	C4AZ 5246-C	45.34"	2"		C4AZ 5246-N	28.51"	2"		C4OZ 5246-B	46.82"	1.75"		C1AA 5248-C	30.46"	2"
Δ	C4AZ 5246-D	24.57"	2"	h	C4AZ 5246-R	49.93"	2"		C4OZ 5246-C	52.79"	1.75"		C1A 5248-D	33.56"	2"
Δ	C4AZ 5246-F	27.81"	2"		C4AZ 5246-S	28.75"	2"		C4OZ 5246-D	52.43"	1.75"		CIMM 5248-D	26.06"	2"
h	C4AZ 5246-G	51.68"	2"	y	C4AZ 5246-T	51.68"	2"	y	C4OZ 5246-E	38.84"	2"				

YEAR	MODEL	DESCRIPTION	QTY.	PART NUMBER
60	A, S	Stud (inlet pipe to R. H. manifold)-7/16"-14 & 7/16"-14 x 3"	2	376183-S7-8(WW50B)
60/61	A	Stud (pipe to L. H. exhaust manifold)-7/16"-14 & 7/16"-14 x 1 5/8"	2	376181-S7-8(WW35A)
60/	S			
60/	A (6 cyl.)	Stud (pipe to exhaust manifold)-7/16"-14 & 7/16"-14 x 1 1/2"	2	376184-S7-8(WW34B)
60	S (8 cyl. 430)	Stud (pipe to exhaust manifold)-7/16"-14 & 7/16"-14 x 2 1/4"	4	375243-S2(WW78)
60	X	Stud (pipe to exhaust man.)-3/8"-16 & 3/8"-16 x 1 1/2"	2	372770-S7(WW27C)
		Lockwasher-3/8"		34808-S8(X67)
		Locknut-3/8"-16		376575-S7-8 (MM173H)
61	A (6 cyl.)	Nut (attach inlet pipe to exhaust manifold)-7/16"-14	2	34672-S(M55)
61	A, X	Stud (pipe to exhaust manifold)-7/16"-14 & 7/16"-14 x 1 5/8"	2	374987-S2 (WW32A)
61/	S	Bolt (attach inlet pipe & extension to bracket)-3/8"-16 x 2"	2	23515-S8(B11)
61/64	S	Stud (pipe to exhaust manifold)-7/16"-14 & 7/16"-14 x 2 1/4"	2	375919-S100 (WW110)
61	S	Stud (pipe to intake manifold)-7/16"-14-14 x 3"	2	375920-S100 (WW50A)
61/	S	Nut (attach pipe to exhaust manifold)-7/16"-14	4	375918-S7-8 (MM173B)
64	S	Nut (pipe to muffler & resonator)-3/8"-16	4	373403-S8(MM173J)
61	A (8 cyl. 352 & 390)	Stud (pipe to exhaust manifold)-7/16"-14 & 7/16"-14 x 3"	2	375371-S2 (WW36C)
62	A (8 cyl. 292)	Stud (pipe to exhaust manifold)-R. H. -7/16"-14 & 7/16"-14 x 2 1/2"	2	375679-S2(WW36)
62/63	A (8 cyl. 390, 406-4/B & 6/B carb.), P/I	Stud (pipe to exhaust manifold)-L. H. -7/16"-14 & 7/16"-14 x 2 7/8"	2	375680-S2 (WW36B)
62/63	A (8 cyl. 352, 390)-except Police Interceptor & 8 cyl. 390-4/B & 6/B carb.	R. H.	2	
61/	A, X (except P/I & 8 cyl. 390-4/B & 6/B carb.	Stud (pipe to exhaust manifold)-L. H. -7/16"-14 & 7/16"-14 x 1 9/16"	2	375678-S2 (WW34A)
61/	A (8 cyl. 390-4/B & 6/B carb.), P/I	R. H.	2	
63/	A, B, X		AR	
62/	B, S	Nut (inlet pipe to exhaust manifold)-7/16"-14-Brass	AR	34672-S(M55)
62/64	A	Nut (inlet pipe to exhaust manifold)-7/16"-14-Steel	AR	34670-S8(M54)
63	S	Stud (inlet pipe to exhaust manifold)-7/16"-14	2	375920-S100
64	A (8 cyl. 427)-R. H.	7/16"-14 x 3"	2	(WW50A)
63/	A (8 cyl. 427)-L. H.	Stud (inlet pipe to manifold)-7/16"-14 x 7/16"-20 x 2"	2	378921-S2(WW46A)
64	A (6 cyl. 223, 8 cyl. 289, 352, 390), P/I		4	
64/	B		2	
64	S	Stud (inlet pipe to manifold)-7/16"-14 x 7/16"-20 x 2 3/4"		C3TZ 1151-A
61/	S	Bolt (extension to bracket)-3/8"-16 x 1 1/4"	2	23440-S8(B10)

* Types "h" and "y" apply to those pipes which in a general way resemble the letters "H" and "Y". Pipes for which no type is shown do not conform to either of these patterns.

Δ Laminated pipe

5A246 BRACKET and INSULATOR ASSY. - MUFFLER INLET PIPE



REFER TO BASIC GROUPS (5A246, 5260, 5277) FOR MODEL APPLICATION

1960/ EXHAUST SYSTEM HANGER and BRACKET LOCATION CHART

EXHAUST SYSTEM HANGERS AND BRACKETS

Effective with the 1964 models, all new hangers and new support brackets related to the exhaust system have been assigned one of the following basic or group numbers:

5A246 if located on the inlet or forward side of the muffler.

5260-1 if located on the outlet or rear side of the muffler.

5277-8 support brackets regardless of location.

To avoid additional part number changes, all bracket and hanger part numbers for past models have been regrouped according to function and location under the above basic or group numbers.

An illustration showing hanger and bracket locations of typical exhaust systems for 1960/ models is shown on Page 131

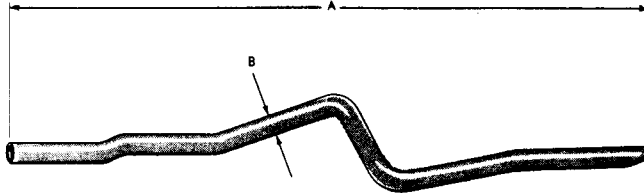
YEAR	MODEL	DESCRIPTION	QTY.	PART NUMBER
5A246 BRACKET and INSULATOR ASSY. - MUFFLER INLET PIPE - Also refer to Group 5260				
- A -				
Location				
60/62	A	Muffler inlet pipe clamp to No. 4 cross member	3	1or2 C1AZ 5260-A
63/64	A (6 cyl. 223)	Inlet pipe extension to No. 4 cross member	3	1 C3AZ 5261-A
63	A (8 cyl.)		2	
64	A(76) 8 cyl. 289, 352	R. H. -dual exhaust	3	1 C4AZ 5A246-C
64	A, A(P/I)(8 cyl. 390)		1	
64	A (except 71) 8 cyl. 427		1	
64	A (6 cyl.)	L. H.	3	1 C4AZ 5A246-D
64	A(76)-8 cyl. 289, 352 2/B carb.	L. H. -dual exhaust	1	
64	A, A(P/I)(8 cyl. 390, 427)	L. H. -dual exhaust	1	
64	A (except 76) P/I & Taxicab	Inlet pipe at No. 3 cross member	3	1or2 C4AZ 5A246-G
62/64	A (8 cyl.)	Screw (pipe to bumper brace)-5/16"-18 x 7/8"	2	40182-S(U269)
62/64	A (8 cyl.)	(Pipe to muffler-R.H. & L.H.)	2	
- B -				
63/	B(except 71) (8 cyl. 289 4/B)	Inlet pipe	3	1 C3OZ 5260-A
63/	B(71)	Inlet pipe	3	1
64/	B(8 cyl. 289, 4/B Special)	L. H. -inlet pipe	3	1
62/	B(except 71)	Inlet pipe	3	1 C3OZ 5A246-C
64/	B(8 cyl. 289, 4/B Special)	R. H. -Inlet pipe	3	1 C4OZ 5A246-C
- S -				
61	S	Inlet pipe-R. H.	3	1 C1SZ 5A246-B
		Inlet pipe-L. H.	3	1 C1SZ 5A249-C
		Bolt (clamp)-3/8"-16 x 2" carriage	2	23515-S8(B11)
61/62	S	Used as muffler hanger	3	2 C1SZ 5260-A
62/63	S	Inlet pipe-R. H.	3	1 C0AZ 5260-A
62/63	S (8 cyl. 390 6/B carb.)	Inlet pipe-R. H.	1	
		Inlet pipe-L. H.	3	1
63	S	Inlet pipe clamp with attaching parts	3	1 C3SZ 5260-A
Consists of				
	1-C3SA 5A241-A	Bracket	2-20348-S8	Bolt-3/8"-16 x 3/4" 3-373403-S8 or Locknut-3/8"-16
	1-C3SA 5270-B	Clamp	1-23425-S8	Bolt-3/8"-16 x 1 1/8" 374380-S8 or 376424-S8
64/	S	Kit-inlet pipe with attaching parts	3	2 C4SZ 5A246-A
Consists of				
	1-C4SA 5A206-C	Bracket	1-374351-S	Bolt-3/8"-16 x 3.70" 1-3/8" Nut
	1-C4DA 5A272-C	Clamp	1-378836-S	Screw
64/	S(63)	Front of muffler	4	2 C4SZ 5260-D
64/	S(76)	Front of muffler	4	2 C4SZ 5260-C
- X -				
60/63	X (59, 66, 71, 78)-6 cyl.	Outlet pipe	4	1 C0DD 5A283-F
63/63	X(59, 66, 71, 78)-6 cyl.	Inlet pipe	4	1 C3DZ 5A246-C
60/63	X (except 71)-6 cyl.	Inlet pipe	4	1 C3DZ 5A246-E
63	X(54, 62)-6 cyl.	Inlet pipe-front of muffler	4	1
63	X(54, 62, 76)-8 cyl. 221, 260	Inlet pipe-single exhaust	4	1 C3DZ 5A246-F
63	X(59, 66, 71, 78)-8 cyl. 221, 260	Inlet pipe-single exhaust	4	1 C3DZ 5A246-G
64	X(54, 62, 63, 76)-6 cyl., 8 cyl. 260 2/B carb.	Inlet pipe-at muffler	4	1 C4DZ 5A246-A
64	X(59, 66, 71, 78)	Inlet pipe	4	1 C3DZ 5260-B
60/61	X (58A, 64)	Screw (bracket to underbody)-5/16"-18 x 3/4" tapping	2	2 89909-S7(U269D)
62/	X		2	
62/	A, B	Bolt (bracket to underbody)-5/16-18 x 7/8"	AR	40182-S(U269)
63/	A	Bolt (bracket to muffler)	4	
63/	X (76)	Bolt (bracket to muffler)	1or2	

For location information, refer to illustration on page 131 and note at top of page 132.

YEAR	MODEL	DESCRIPTION	QTY.	PART NUMBER
	5248	PIPE ASSY. MUFFLER INLET - L.H. - Refer to Group 5230		
	5A249	BRACKET and INSULATOR ASSY. - MUFFLER INLET PIPE - Refer to Group 5A246, 5260		
	5251	CLAMP - MUFFLER OUTLET PIPE - Also Refer to Groups 5A231, 5265, 5265, 5277		
60/61	S	"Before 6/20/61" Inlet extension pipe	2	B9A 5251-A
60	S	Bolt (clamp)-5/16"-18 x 1 1/4"	2	23438-S8 (B4)
		Nut-5/16"-18		33797-S7(M50)
		Lockwasher-5/16"		34806-S7 (X64)

5255 PIPE - MUFFLER OUTLET

OUTLET PIPES ARE ALSO CATALOGED by YEAR and MODEL IN THE EXHAUST SYSTEM APPLICATION CHART UNDER GROUP 5230



P-2921




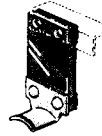
PART NUMBER	A	B	IDENTIFICATION	PART NUMBER	A	B	IDENTIFICATION
B9S 5255-A	8 3/16"	2"		C3DZ 5255-D	19.58"	1 3/4"	C3DA 5255-E
C3GY 5255-A			C3GA 5255-B	C3DZ 5255-E	5.26"	1 3/4"	C3DA 5255-F
C3DZ 5255-B	5 1/4"	1 1/2"	C3DA 5255-B	☆C4DZ 5255-A	14.67"	1 1/2"	C4DA 5C262-A
☆C3DZ 5255-C	19.50"	1 1/2"	C3DA 5255-D	☆C4DZ 5255-B	14.67"	1 3/4"	C4DA 5C262-B

5256 BRACKET and INSULATOR ASSY. - MUFFLER OUTLET PIPE TO FRAME - REAR - L.H. - (Refer to Groups 5260-1)

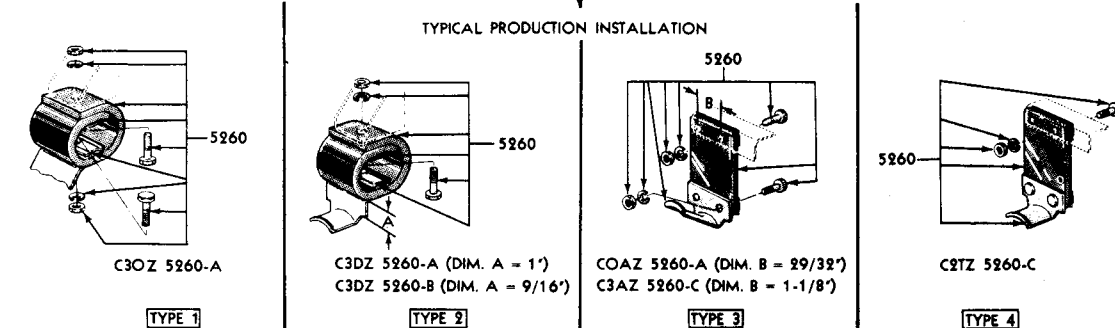
5259 KIT - MUFFLER OUTLET PIPE FRONT HANGER

YEAR	MODEL	Description	QTY.	PART NUMBER
60	S	Consists of 1-Brkt. & Insulator 2-23438-S8 Bolt 1-Clamp 2-37797-S7 Nuts 1-Sleeve 2-34806-S7 Lockwasher	5	☆B9A 5259-A

5260 KIT - MUFFLER OUTLET PIPE HANGER INSULATOR

TYPICAL PRODUCTION INSTALLATION



SERVICE REPLACEMENT KITS

YEAR	MODEL	DESCRIPTION	QTY.	PART NUMBER
63/	All	Type 1	AR	C3OZ 5260-A
63/	All	Type 2-Dimension "A"-1"	AR	C3DZ 5260-A
64	All	Type 2-Dimension "A"-9/16"	AR	C3DZ 5260-B
60/	All	Type 3-Dimension "B"-29/32"	AR	COAZ 5260-A
63/	All	Type 3-Dimension "B"-1 1/8"	AR	C3AZ 5260-C
62/	All	Type 4	AR	C2TZ 5260-C

♣ For location information, refer to illustration on page 131 and note at top of page 132.
 ☆ Aluminized or Aluminized and Stainless Steel

YEAR	MODEL	DESCRIPTION	QTY.	PART NUMBER
5260-1 BRACKET and INSULATOR ASSY. - MUFFLER OUTLET PIPE				
- A -				
♣Location				
60	A	L. H.	5	1 C0AA 5256-C
60	A	Outlet pipe-R. H. -dual exhaust	5	1 C0AA 5A246-C
61	A	Outlet pipe-R. H. -dual exhaust	5	1 C1AA 5A246-B
61	A	Outlet pipe-L. H.	5	1 C1AZ 5A249-A
62	A(76)-8 cyl.	Outlet pipe-R. H.	5	1 C2AA 5A246-A
62	A (8 cyl. 390, 406)	Outlet pipe-R. H.	5	1
62	A	Outlet pipe-L. H.	5	1 C0AZ 5260-A
63	A	Outlet pipe-L. H.	5	1 C3AZ 5260-A
63	A (8 cyl.)	Outlet pipe-R. H.	5	1 C3AZ 5260-B
Consists of				
	1-C3SA 5266-A	Bracket	2-20348-S7	Bolt-3/8"-16 x 3/4" 3-373403-S8 or Locknut-3/8"-16
	1-C3SA 5270-B	Clamp	1-23425-S8	Bolt-3/8"-16 x 1 1/8" 374380-S8 or 376424-S8
64	A(76) 8 cyl. 289, 352-2/B carb.	R. H. -rear of muffler	5	1 C4AZ 5260-B
64	A, A(P/I) 8 cyl. 390-4/B carb.		5	1
64	A (except 71) 8 cyl. 427		5	1
64	A(76) 8 cyl. 352-2/B carb.	L. H. -rear of muffler	5	1 C3OZ 5260-A
64	A (exc. 76)-8 cyl. 289, 352-2/B carb. (6 cyl. 223)		5	1
64	A, A(P/I) 8 cyl. 390-4/B carb.)		5	1
64	A (except 71) 8 cyl. 427		5	1
64	A(P/I)(except 63C, 65B, 57C, 76B)		5	1
- B -				
63/	B(71)	Outlet pipe	5	1 C3OZ 5A246-E
62	B	Outlet pipe	5	1 C3YY 5A246-A
63/	B (except 71)		5	1
64/	B(8 cyl. 289-4/B Special)	R. H. -outlet pipe	5	1 C3OZ 5260-A
		L. H.	5	1 C4OZ 5260-B
- S -				
60	S	Extension pipe	3	2 B4A 5261-A
61/63	S		5	1 C1SZ 5260-A
61	S	"Before 6/20/61" Note 5	5	1 C1SS 5A246-A
		Outlet pipe-R. H.	5	1 C1SZ 5A249-A
		Outlet pipe-L. H.	5	1 C3SZ 5260-B
63	S	Outlet pipe(frnt.)-w/attaching parts	5	1 C3SZ 5260-B
63	S	Outlet pipe(suptt.)-w/attaching parts	5	1 C3SZ 5260-C
Consists of				
	1-C3SA 5B201-B	Clamp	1-23425-S8	Bolt-3/8"-16 x 1 1/8" 1-373403-S8 or Locknut-3/8"-16
	1-C3SA 5271-B	Bracket		374380-S7 or 376424-S8
64	S	Kit outlet pipe with attaching parts	2	1 C4SZ 5260-E
Consists of				
	1-C4SA 5B201-A	Clamp	1-23410-S8	Bolt 3/8"-16 x 1" 1-373403-S8 or Nut-3/8"-16
	1-C4SA 5B271-B	Bracket	1-374351-S8	Bolt 3/8"-16 x 3.70" 374380-S8 or 1-374380-S8
			1-374380-S8	Nut-3/8"-16 locking 376424-S7
64/	S(63)	Front & rear of muffler	5	2 C4SZ 5260-C
64/	S(76)	Front & rear of muffler	5	4
- X -				
60/63	X(59, 66, 71, 78)-6 cyl.	Outlet pipe	5	1 C3DZ 5A246-C
60/61	X(58A, 64)(6 cyl. 144)-	Inlet pipe	5	1 C3GY 5A246-A
60/61	X(66, S/W)	Inlet pipe	5	1
63	X(59, 66, 71, 78)-8 cyl. 221, 260	Outlet pipe-single exhaust	5	1 C3DZ 5A246-H
63	X(59, 62, 76)-8 cyl. 221, 260-except Sprint model	Outlet pipe-single exhaust	5	1 C3DZ 5A246-J
63	X(63C, 76B)(8 cyl. 260 2/B)-Sprint model	Outlet pipe	5	1 C3DZ 5A246-K
61/62	X(58A, 64)(6 cyl. 170)	Outlet pipe	5	1 C3DZ 5A246-D
61/62	X(58A, 64)(6 cyl. 144)	Inlet pipe	5	1
61/64	X-6 cyl. (except 71)	Outlet pipe-rear of muffler	5	1
60/61	X(58A, 64)-6 cyl. 144	22" muffler as service replacement	5	1
64	X(54, 62, 63, 76) (6 cyl. 144, 170-8 cyl. 260 2/B carb.)	Rear of muffler	5	1 C4DZ 5260-A
64/	X(59, 66, 71, 78)	Rear of muffler	5	1 C4DZ 5260-B

♣ For location information, refer to illustration on page 131 and note at top of page 132.
NOTE 5 - "From 6/20/61" see Groups 5277-8

FORD CAR PARTS

SECTION 52

135

YEAR	MODEL	DESCRIPTION	QTY.	PART NUMBER
5260-1 BRACKET and INSULATOR ASSY. - MUFFLER OUTLET PIPE - continued				
		Locknut (bracket to support)-3/8"-16-washer hd.	AR	373403-S8 (MM173J)
60	X(58A, 64A)	Screw (bracket to underbody)-5/8"-18 x 3/4"	1	39909-S7(U2690)
61/ 64/	S	Bolt (bracket to rear of frame)-3/8"-16 x 3/4"	4	20348-S8(B77)
64/	S	Bolt (brkt. to outlet hanger)	4	
64/	S	Locknut (brkt. to outlet hanger)-3/8"-16	4	373403-S8 (MM173J)
61/	A (6 cyl.)	Screw-(Bracket to outlet pipe)-5/16-18x7/8"	2	40182-S(U269)
60/	A(except S/W & 66)	Screw (bracket to frame)-5/16"-18 x 1 1/2"-	1or2	351945-S2
60/	A(P/T)	self-tapping	2	(UU52J)
60/	A	Screw (bracket to muffler)	2or4	
60/	S	Bolt (bracket to body)-No. 10-32 x 1/2"	6	27081-S8(U175)
60/	A, S, X	Bolt (clamp)-3/8"-24 x 1 1/4"	AR	23441-S(B33)
60/	A, S, X	Nut-3/8"-24		33800-S8(M63)
60/	A, S, X	Lockwasher-3/8"		34807-S8(X66)
60/64	A	Bolt (to frame)-1/2"-13 x 1 3/4"	1	20510-S8(B123)
5265 CLAMP - MUFFLER TO OUTLET PIPE - FRONT - LOWER				
60	S	Rear	2	B8A 5265-A
61	S	"From 12/19/60" Inlet-extension pipe	2	C1SZ 5265-A
63	S (8 cyl. 390 6/B)	Inlet pipe extension	2	
		Locknut (clamp)-3/8"-16-washer head	AR	373403-S8 (MM173J)
5269 FLANGE - MUFFLER INLET PIPE				
63/64	A, S(B, X-8 cyl.)-except 289-4/B		AR	C3AZ 5269-A
63/64	X(6 cyl.)		1	C3OZ 5269-A
63/	B		1	
5270 CLAMP - MUFFLER TO INLET PIPE				
60	S	"U" bolt (inlet pipe to extension clamp)-5/16"-18	2	B8S 5270-B
60	S	Extension pipe to muffler clamp	2	
60	X (66, S/W)		1	C0DD 5270-D
60	S, X	Bolt (clamp)-3/8"-24 x 1 1/4"	1or2	23441-S(B33)
		Nut 3/8"-24		33800-S8(M63)
		Lockwasher-3/8"		34807-S8(X66)
63/	A	Locknut-3/8"-16	4	373403-S8 (MM173J)
5277-8 BRACKET - EXHAUST SYSTEM				
- B -				
63/	B (6 cyl.)	Inlet pipe	3	1 C3OZ 5291-A
- S -				
61/63	S	"From 6/20/61"- NOTE 5 Support-muffler rear upper-R. H.	5	1 C1SZ 5277-A
		Support-muffler rear lower-R. H.	5	1 C1SZ 5277-B
61/63	S	"From 6/20/61"- NOTE 5 Support-muffler rear upper-L. H.	5	1 C1SZ 5278-A
		Support-muffler rear lower-L. H.	5	1 C1SZ 5278-B
63	S	Single exhaust	3	1 C3SZ 5277-A
64	S	Outlet pipe	5	2 C4SZ 5277-B
64/	S	Inlet pipe	3	2 C4SZ 5277-A
- X -				
60/62	X		3	1 C0DD 5291-D
63/	X(6 cyl.)	Inlet pipe	2	1 C3DZ 5291-A
64	X(S/W, S/D, 66)		3	1 C4DZ 5277-A
64	X (59, 66, 71, 78)	Muffler hanger to rear shock absorber mounting member	5	1 C4DZ 5277-A
61/	S	Bolt (muffler rear to bumper assy.)-3/8"-16 x 3/4"	4	20348-S8(B77)
60/	X	Bolt (to block)	1	
		Lockwasher (bracket to block)-3/8"-Aluminized	1	34807-S8(X66)
62	S	Screw (muffler to brkt.)-3/8"-16 x 3/4" washer head	4	370608-S2(BB579)
63	S	Locknut (support to bumper)-3/8"-16 washer hd.	4	373403-S8 (MM173J)
5A283 BRACKET and INSULATOR ASSY.-MUFFLER OUTLET PIPE - Refer to Group 5A246				
5B286 CONNECTOR - MUFFLER INLET PIPE				
64/	S	4 1/8" long-2" diameter	2	C4SZ 5B286-A
64/	S	Locknut (conn. to muffler or resonator)-3/8"-16	4	373403-S8 (MM173J)

For location information, refer to illustration on page 131 and note at top of page 132.
NOTE 5 - "Before 6/20/61" see Groups 5260-1

YEAR	MODEL	DESCRIPTION	QTY.	PART NUMBER
5287 PLATE - MUFFLER OUTLET PIPE INSULATOR - UPPER - REAR - Also refer to Group 5277-8				
60	S	To bumper brace	4	51A 5287
61	S	"Before 6/20/61"	2	C0AZ 5287-A
60/61	A	Dual exhaust	2	
60/61	A	Single exhaust	1	
60/61	A	Dual exhaust	2	
5A289 RESONATOR ASSY. - MUFFLER OUTLET PIPE				
60/63	A(76)	2" inlet & outlet	1or2	C3AZ 5A289-A
64	A(76) 8 cyl.	Dual exhaust	2	C4AZ 5A289-A
64	A(76)-6 cyl.		1	
5291 BRACKET - MUFFLER INLET PIPE TO ENGINE BLOCK - Refer to Group 5277				
5291 CLAMP - MUFFLER INLET PIPE EXTENSION - Also refer to Groups 5251, 5265, 5A231				
62/63	S		2	C2SZ 5291-A
62/63	S	Bolt-3/8"-16 x 2" carriage	2	23515-S8(B11)
62/63	S	Nut-hex. lockwasher-3/8"-16	2	373403-S8 (MM173J)
5A304 SEAT and BUSHING ASSEMBLY - FRONT SPRING LOWER				
61/62	S		2	C1SS 5A304-D
5A305 BUSHING ASSY. - FRONT SPRING LOWER SEAT				
64/	X		2	C4DZ 5A305-A
5A306 SEAT ASSY. - FRONT SPRING				
62/64	B		2	C2OZ 5A306-C
62	B	Nut-7/16" speed (attach seat assy. to under body)	4	34670-S8(M54)
5A308 BRACKET ASSY. - FRONT SPRING - LOWER SEAT MOUNTING				
61/62	S	R. H.	2	C1SS 5A308-C
		L. H.	2	C1SZ 5A308-A
		Washer (flat) 3/8"	4	370444-S7(XX135)
61/62	S	Nut (lock)-3/8"-16	4	*34369-S7-8
5310 SPRING - FRONT - COIL				

FRONT SPRING IDENTIFICATION and CROSS REFERENCE CHART

FRT. SPRING CODE NO.	PART NUMBER	COLOR IDENTIFICATION	NORMAL LOAD (POUNDS)	NUMBER OF COILS	WIRE DIAM. (INCHES)	FREE LENGTH (INCHES)
1	AJ 5310-R	1 Pink stripe	2100	8	.823	13
2	●B7A 5310-L	1 Gray stripe	2225	8 1/2	.710	14 1/8
3	C0AA 5310-A	1 Red stripe	2425	10	.710	16 5/8
4	★C0AA 5310-B Not replaced	1 Green stripe	2325	10	.710	16 3/8
5	★C0AA 5310-C Not Replaced	1 Blue stripe	2225	10	.710	16 1/8
6	C0AA 5310-D	1 Yellow stripe	2550	10 3/4	.725	16 7/8
7	C0AA 5310-E	2 Red stripes	2425	9	.725	15 3/8
8	●C0AA 5310-F	2 Green stripes	2325	9	.725	15 1/4
9	★C0AA 5310-G r/b C0AA 5310-F	2 Blue stripes	2225	9	.725	15
10	★C0DD 5310-C r/b C1DD 5310-D	1 Red stripe	1210	10 3/8	.560	16 1/2
11	C0DD 5310-D	1 Green stripe	1140	9 1/4	.540	16
12	C1DD 5310-D	1 Blue or 1 Red stripe	1215	9 1/2	.560	15 5/8
13	C1DD 5310-E	1 Green stripe	1145	8 7/8	.545	15 3/8
14	C1DD 5310-F	1 Blue stripe	1215	8 1/2	.560	15 1/8
15	C1MM 5310-J	1 Silver stripe	2700	11	.740	16 3/4
16	★C1MM 5310-K r/b C1MM 5310-L	2 Lavender stripes	2525	10	.735	15 7/8
17	●C1MM 5310-L	2 Orange stripes	2600	10	.735	15 7/8
18	C1MM 5310-M	2 Silver stripes	2700	10 1/4	.745	16 1/8
19	C1SS 5310-C	3 Red stripes	1704	10	.663	19 1/4
20	C2AZ 5310-A		2425	7	.853	12 1/2
21	●C2AZ 5310-B	1 Brown stripe	2425	10 3/4	.725	16 3/4
22	C2OZ 5310-A	1 Yellow stripe	1610	10 3/4	.665	19 3/4
23	C2OZ 5310-B	1 Green stripe	1660	10 3/4	.665	20
24	★C2OZ 5310-E r/b C4OZ 5310-B	1 Blue stripe	1610	9 3/4	.675	18 1/2
26	C2OZ 5310-F	1 Orange stripe	1660	9 3/4	.675	18 3/4
27	C2SZ 5310-A	1 Yellow stripe	2110	10	.663	17 1/2
28	C3AZ 5310-A	1 Red stripe	2425	10 1/2	.708	16 3/4
29	C3AZ 5310-B	1 Green stripe	2325	10 1/2	.703	16 3/4
30	C3AZ 5310-C	1 Pink stripe	2175	10	.710	17

● Recommended to be serviced in pairs only

⚙ This column not applicable to 1960/64 models

5310 FRONT SPRING IDENTIFICATION and CROSS REFERENCE CHART - continued

FRT. SPRING CODE NO.	PART NUMBER	COLOR IDENTIFICATION	NORMAL LOAD (POUNDS)	NUMBER OF COILS	WIRE DIAM. (INCHES)	FREE LENGTH (INCHES)
31	C3AZ 5310-D	2 Gold stripes	2425	8 3/4	.745	14 5/8
32	C3DZ 5310-AA	1 Brown stripe or 1 Orange daub	1460	8 3/4	.585	14 1/4
33	C3DZ 5310-AB	1 Gray stripe or 1 Orange daub	1585	9	.605	14 3/8
34	C3DZ 5310-AC	1 Pink stripe	1668	9	.615	14 3/8
35	C3DZ 5310-U	1 Silver stripe	1370	9	.585	14 1/4
36	C3DZ 5310-Y	1 Red stripe	1196	9 1/2	.560	15
37	C3DZ 5310-Z	1 Yellow stripe	1275	9 1/4	.570	14 1/2
38	C3OZ 5310-A	1 Violet stripe	1550	10 3/4	.665	19 3/8
39	★C3OZ 5310-B r/b C3OZ 5310-G	1 Brown stripe	1700	11	.685	19 1/2
40	C3OZ 5310-C	2 Yellow stripes	1550	9 3/4	.675	18 1/4
41	★C3OZ 5310-D r/b C3OZ 5310-K	2 Green stripes	1700	9 3/4	.695	18 1/8
42	C3OZ 5310-G	1 Orange stripe	1765	10 3/4	.685	19 3/4
43	C3OZ 5310-H	1 Pink stripe	1765	9 3/4	.695	18 3/8
45	C3OZ 5310-K	1 White stripe	1815	9 3/4	.695	18 1/2
	★C3OZ 5310-J m/w C3OZ 5310-G	1 Red stripe	1815	9 3/4	.685	20
46	●C3SZ 5310-B	1 Silver stripe	2600	11 1/2	.740	20
47	●C3SZ 5310-C	1 Purple stripe	2700	9 1/2	.740	20
48	C4DZ 5310-A	1 Tan stripe	1370	7 1/2	.585	13 1/8
49	C4DZ 5310-B	1 Orange stripe	1275	7 1/2	.570	13 3/8
50	C4OZ 5310-A	2 Orange stripes	1585	9 3/4	.675	18 1/2
51	C4OZ 5310-B	2 Red stripes	1635	9 3/4	.675	18 5/8
52	C4OZ 5310-C	2 Brown stripes	1685	9 3/4	.675	18 7/8
53	C4SZ 5310-D	1 Green stripe	2460	12	.720	20 3/4
54	C4SZ 5310-E	1 Blue or 1 Yellow stripe	2560	12	.740	20
	C4SZ 5310-E	1 Purple stripe	2460	12	.720	21

5310 SPRING - FRONT - COIL - continued

FRONT SPRING APPLICATION CHART

The Front Spring Application Chart is listed according to year sequence. The following is a list of letters used in this chart.

Letter	Meaning
A	Air Conditioning
M	Manual Steering
N	Less Air Conditioning
P	Power Steering

1960/62 FRONT SPRING APPLICATION CHART

YEAR	MODEL	ENGINE		LOAD (LBS.)	TRANSMISSION					STRG.		A/C	MARKINGS	QTY.	PART NUMBER	
		CYL.	C.I.D.		3/S	4/S	O/D	F/M	2F/M	3/C/M	M A N U A L					P O W E R
FORD LINE - MODEL SYMBOL "A"																
60	A(54, 58, 62, 63, 64, 71F-G-H, 75)	8	292	2325	x		x	x			M		N	Green	2	★C0AA 5310-B
60	A(71E-F)	8	352	2550						x	M		N	Yellow	2	C0AA 5310-D
60	A(exc. 59C, 71H)-H/D	8	292	2425						x	M		N	1 Orange or 2 Red	2	C0AA 5310-E

● Recommended to be serviced in pairs only

⚡ This column not applicable to 1960/64 models

5310 - continued

1960/62 FRONT SPRING APPLICATION CHART

YEAR	MODEL	ENGINE		LOAD (LBS.)	TRANSMISSION						STRG.		A/C	MARKINGS	QTY.	PART NUMBER	
		CYL.	C.I.D.		3/S	4/S	O/D	F/M	2F/M/3	C/M	M A N U A L	P O W E R					
FORD LINE - MODEL SYMBOL "A"																	
60	A(59C, 71H)	8	352	2325							x	M		N	1 Gray or 2 Green	2	● C0AA 5310-F
60	A(59C, 71H)	8	352		x		x	x				M		A		2	
60	A(exc. 59C, 71H)-H/D	8	292		x		x	x			x	M		A		2	
60	A(71E)-H/D	8	292					x				M		N		2	
60	A(71F)-H/D	8	292,352					x				M		N		2	
60	A(59C, 71H)-H/D	8	352	2225	x		x	x				M		N	Purple	2	★ C0AA 5310-G r/b C0AA 5310-F
60	A(Special 4/B)	8	352	2100	x							M		N	Pink	2	AJ 5310-R
60	A(exc. 59C, 71H, 76B)	8	352,390	2425	x		x				x	M	P	N	Red	2	C0AA 5310-A
60	A(76)	8	352,390		x		x	x				M		N		2	
60/61	A(71E)	8	292	2425	x		x	x				M		A	Red	2	C0AA 5310-A
60/61	A(71F)	8	292,352		x		x	x				M		A		2	
60/61	A(71H)	8	292	2225	x		x	x				M		N	Blue	2	★ C0AA 5310-C
60/62	A(76)-H/D	6	223	2325	x		x	x					P	N	Green	2	★ C0AA 5310-B
60/62	A(76)-H/D	6	223	2425	x			x			x	M	P	N	1 Orange or 2 Red	2	C0AA 5310-E
60/62	A(except 76)	6	223	2225	x			x				M		N	Blue	2	★ C0AA 5310-C
60/62	A(except 76)-H/D	6	223	2225	x			x				M	P	N	Purple	2	★ C0AA 5310-G r/b C0AA 5310-F
60/62	A(76)	8	292	2550			x				x	M		A	Yellow	2	C0AA 5310-D
61	A(except 76)	8	352,390	2425	x		x	x			x	M		N	Red	2	C0AA 5310-A
61	A(except 76)-H/D	8	292	2325	x			x			x	M		N	Gray	2	● C0AA 5310-F
61/62	A-Spec.(4B,6B carb.)	8	390,406	2100	x	x						M		N	Pink	2	AJ 5310-R
61	A(76)	8	352	2325	x	x						M		N	Green	2	★ C0AA 5310-B
62	A(54,75)	8	352,390	2550	x						x	M	P	N	Yellow	2	C0AA 5310-D
62	A-High performance	8	390,406	2425	x	x						M		N	No color-stamped C2AA	2	C2AZ 5310-A
62	A(54, 75)	8	292	2500	x						x	M	P	N	Brown	2	● C2AZ 5310-B
62	A(54, 62, 65A, B, 71, 75)	8	292		x						x	M		A		2	
62	A(54, 75)	8	352		x	x	x	x			x	M		A		2	
62	A(54, 75)	8	352		x	x	x	x			x	M	P	N		2	
62	A(62, 65A, 71)	8	352		x	x	x				x	M		A		2	
62	A(65B)	8	352		x						x	M		A		2	
62	A(76A)	8	292		x		x	x				M		N		2	
62	A-High performance	8	390,406		x	x						M		N		2	
62	A(54A, B)-H/D	8	292	2325	x		x		x			M		N	1 Gray or 2 Green	2	● C0AA 5310-F
62	A(54A, B)-P/I	8	292		x		x		x			M		N		2	
62	A(62A, B)-H/D	8	292		x		x		x			M		N		2	
62	A(62A, B)-P/I	8	292		x		x		x			M		N		2	
62	A(65)-H/D	8	292		x		x		x			M		N		2	
62	A(65)-P/I	8	292		x		x		x			M		N		2	
62	A(71)-H/D	8	292		x		x		x			M		N		2	
62	A(75)-H/D	8	292		x		x		x			M		N		2	
62	A(75)-P/I	8	292		x		x		x			M		N		2	
62	A(76)	6	223	2325	x		x		x			M		N	1 Gray or 2 Green	2	● C0AA 5310-F
62	A(71)	8	352	2425	x	x	x		x	x		M		N	Red	2	C0AA 5310-A
62	A(71)	8	390		x	x	x					M		N		2	
62	A(71)	8	292									M		N		2	
62	A(except 71, 76)	8	352		x	x	x		x	x		M		N		2	
62	A(except 71, 76)	8	390		x	x	x					M		N		2	
62	A(except 71, 76)	8	292									M		N		2	
62	A	8	292		x		x		x			M		A		2	
62	A(65A)	8	352,390				x				x	M		N		2	
62	A(65A)	8	292								x	M		N		2	
62	A(65A)	8	292		x		x		x			M		A		2	
62	A(54A, B, 75A)	8	292		x		x		x			M		A		2	
62	A(54, 75)	8	292				x		x				P	N		2	
62	A(76)	6	223		x		x		x				P	N		2	
62	A(76)	8	All		x		x		x			M		N		2	

● Recommended to be serviced in pairs only

5310 - continued		1960/62 FRONT SPRING APPLICATION CHART														
YEAR	MODEL	ENGINE		LOAD (LBS.)	TRANSMISSION					STRG.		A/C	MARKINGS	QTY.	PART NUMBER	
		CYL.	C.I.D.		3/S	4/S	O/D	F/M/2	F/M/3	C/M	M A N U A L					P O W E R
FAIRLANE - MODEL SYMBOL 'B'																
62	B	6	170	1610	x						M	P	N	Yellow	2	C2OZ 5310-A
62	B	6	170					x	x		M	P	N		2	
62	B	6	170	1660				x	x			P	N	Green	2	C2OZ 5310-B
62	B	8	221,260	1765	x			x	x		M	P	N	Orange	2	C3OZ 5310-G
62	B	8	221,260					x	x		M	P	N		2	
62	B-H/D	6	170	1610	x						M		N	Blue	2	★C2OZ 5310-E r/b C4OZ 5310-B
62	B-H/D	6	170					x	x		M		N		2	
62	B-H/D	6	170	1660				x	x			P	N	Orange	2	C2OZ 5310-F
62	B-H/D	8	221,260	1815				x	x			P	N	White	2	C3OZ 5310-K
62	B-H/D	8	221,260	1765	x						M	P	N	Pink	2	C3OZ 5310-H
62	B-H/D	8	221,260					x	x		M		N		2	
THUNDERBIRD - MODEL SYMBOL 'S'																
60	S	8	352,430		x			x			M	P	N	Purple	2	●B7A 5310-L
		8	352,430		x			x			M	P	A		2	
61	S	8	390	1930								P	N	3 Red	2	C1SS 5310-C
		8	390									P	A		2	
62	S	8	390	2010								P	N	3 Yellow	2	C2SZ 5310-A
		8	390									P	A		2	
FALCON - MODEL SYMBOL 'X'																
60/61	X(58, 62, 64)	6	144,170	1210	x			x			M		N	Red	2	★C0DD 5310-C r/b C1DD 5310-D
60/61	X(66A, 71, 78)	6	144,170	1140	x			x			M		N	Green	2	C0DD 5310-D
60/61	X(Taxicab)	6	144,170	1210	x			x			M		N	Red	2	C1DD 5310-D
61/62	X(58, 62, 64)	6	144,170	1210	x			x			M		N	Red	2	C1DD 5310-D
61/62	X(58, 62, 64)-H/D	6	144,170	1210	x			x			M		N	Blue	2	C1DD 5310-F
61/62	X(59,66A,71,78)	6	144,170	1110	x			x			M		N	Green	2	C1DD 5310-E
1963 FRONT SPRING APPLICATION CHART																
FORD LINE - MODEL SYMBOL 'A' - Before 6/4/63																
63	A(exc. 65B, 76)	8	352,390	2425		x	x			x		P	A	Red	2	C0AA 5310-A
63	A	6	223	2225	x		x	x			M		N	Blue	2	★C0AA 5310-C
63	A(54A-B, 62A-B, 63B, 65A, 75A)	6	223		x			x				P	N		2	
63	A	8	260,289		x		x	x			M		N		2	
63	A(76)	8	352,390	2550	x			x		x		P	N	Yellow	2	C0AA 5310-D
63	A(54A-B, 75A)	8	352,390		x	x	x	x				P	A		2	
63	A(76)	8	260		x		x	x		x		P	A		2	
63	A(62A-B, 65A-B, 71, 76)-H/D	8	260,289	2425	x		x	x			M	P	N	1 Orange or 2 Red	2	C0AA 5310-E
63	A(76)-H/D	6	223		x			x			M		A		2	
63	A(76)-H/D	8	260		x		x	x		x	M		A		2	
63	A	8	260		x	x	x	x		x	M	P	A		2	
63	A(except 76)-H/D	8	260, 352, 390		x		x					P	A		2	
63	A(54A-B, 75A)	8	352,390		x		x	x		x	M		A		2	
63	A(54A-B, 75A)	8	352,390				x	x		x	M	P	N		2	
63	A(54A-B, 75A)-HIGH SPEED	8	352,390				x	x		x	M		N		2	
63	A(62A-B, 65A-B)	8	352,390				x			x	M		N		2	
63	A(62A, B, 65A, B)	8	352,390		x	x						P	N		2	
63	A(except 71)-H/D	8	406				x				M		N		2	
63	A(76)-H/D	6	223	2325	x			x			M		N	1 Gray or 2 Green	2	●C0AA 5310-F
63	A(except 76)-H/D	6	223		x			x				P	N		2	
63	A(52, 54, 65, 75)P/I	6	223		x			x				P	N		2	
63	A(76)-H/D	8	260		x			x			M		N		2	
63	A(except 76)-H/D	8	260		x			x				P	N		2	
63	A(except 76)	6	223	2225	x			x			M	P	N	Purple	2	★C0AA 5310-G
63	A(except 76)	8	260		x			x			M	P	N		2	r/b C0AA 5310-F
63	A(except 71)	8	406,427	2100		x					M		N	Pink	2	AJ 5310-R

● Recommended to be serviced in pairs only

5310 - continued		1963 FRONT SPRING APPLICATION CHART															
YEAR	MODEL	ENGINE		LOAD (LBS.)	TRANSMISSION							STRG.		A/C	MARKINGS	QTY.	PART NUMBER
		CYL.	C.I.D.		3/S	4/S	O/D	F/M/2F/M/3	C/M	M A N U A L	P O W E R						
FORD LINE - MODEL SYMBOL "A" - Before 6/4/63																	
63	A	6	223	2500	x							M		N	Brown	2	●C2AZ 5310-B
63	A	8	260		x							M		N		2	
63	A(54A-B,75A)	8	260,289		x								P	A		2	
63	A(54A-B,75A)	8	352,390				x			x				N		2	
63	A(54A, B, 75A, 76)	8	352,390		x	x						M		A		2	
63	A(62, 65, 71)	8	352,390				x			x		M		A		2	
63	A	6	223	2425	x			x				M		N	Red	2	C3AZ 5310-A
63	A(76B)	8	260,289				x	x				M		A		2	
63	A	8	260,352 390		x							M		N		2	
63	A(65B, 76B)	8	352,390		x							M		N		2	
63	A(65B, 76B)	8	406			x						M		N		2	
FORD LINE - MODEL SYMBOL "A" - From 6/4/63																	
63	A(76A)	6	223	2325				x					P	N	Green	2	C3AZ 5310-B
63	A(54, 62, 65A, B, 71, 75, 76A)	8	260					x					P	N		2	
63	A(76B)	8	260,289				x	x		x	M			N		2	
63	A(54A)	6	223	2225	x		x	x	x	x	M			N	Blue	2	★C0AA 5310-C
63	A(54A)	8	260,289		x		x	x	x	x	M			N		2	
63	A(54A)-H/D	6	223	2325	x		x	x	x	x	M			A	1 Gray or 2 Green	2	●C0AA 5310-F
63	A(54A)-H/D	8	260,289				x	x				P		N		2	
63	A(54A)-H/D	8	260,289							x	M			A		2	
63	A(54A)	6	223	2325	x		x	x	x	x	M			A	Green	2	C3AZ 5310-B
63	A(54A)	8	260,289		x		x	x		x		P		N		2	
63	A(54A)	8	260,289		x		x	x			M			A		2	
63	A(54A)-H/D	6	223	2425			x		x	x	M			A	1 Orange or 2 Red	2	C0AA 5310-E
63	A(54A)-H/D	8	260,289		x		x	x	x	x		P		A		2	
63	A(54A)-H/D	8	352,390		x	x	x			x	M			A	1 Orange or 2 Red	2	%C0AA 5310-E
63	A(54A)	8	260,289	2425	x		x	x	x	x		P		A	Red	2	C3AZ 5310-A
63	A(54A)	8	352,390		x	x	x				M			N		2	
63	A(54A)-H/D (special high rate)	8	352,390	2425	x	x	x				M			N	Double Gold	2	C3AZ 5310-D
63	A(54A)-H/D (special high rate)	8	427			x					M			N		2	
63	A(54A)	8	352,390	2500	x	x					M			A	Brown	2	●C2AZ 5310-B
63	A(54A)	8	352,390	2550	x	x	x			x		P		A	Yellow	2	C0AA 5310-D
63	A(54B)	6	223	2225	x		x	x	x	x	M			N	Blue	2	★C0AA 5310-C
63	A(54B)	8	260,289		x		x	x	x	x	M			N		2	
63	A(54B)-H/D	6	223	2225	x		x	x	x	x	M			N	Double Blue	2	★C0AA 5310-G
63	A(54B)-H/D	8	260,289		x		x	x	x	x	M			N	r/b C0AA 5310-F	2	
63	A(54B)	6	223	2325	x			x	x		M			A	Green	2	C3AZ 5310-B
63	A(54B)	6	223				x			x		P		N		2	
63	A(54B)	8	260,289		x			x	x		M			A		2	
63	A(54B)	8	260,289				x	x		x		P		N		2	
63	A(54B)	8	352,390		x						M			N		2	
63	A(54B)-H/D	6	223	2325	x		x	x	x		M			A	1 Gray or 2 Green	2	●C0AA 5310-F
63	A(54B)-H/D	8	260,289				x	x				P		N		2	
63	A(54B)-H/D	8	260,289		x					x	M			N		2	
63	A(54B)	8	260,289	2425	x		x	x	x	x		P		A	Red	2	C3AZ 5310-A
63	A(54B)	8	352,390		x							P		N		2	
63	A(54B)	8	352,390			x	x			x	M			N		2	
63	A(54B)	8	352,390	2500	x	x					M			A	Brown	2	●C2AZ 5310-B
63	A(54B)	8	352,390	2550	x	x	x			x		P		A	Yellow	2	C0AA 5310-D

% Add B8E 5355-A Shim for Heavy Duty and Air Conditioning

● Recommended to be serviced in pairs only

FORD CAR PARTS

5310 - continued		1963 FRONT SPRING APPLICATION CHART														
YEAR	MODEL	ENGINE			TRANSMISSION							STRG.		MARKINGS	QTY.	PART NUMBER
		CYL.	C.I.D.	LOAD (LBS.)	3/S	4/S	O/D	F/M/2	F/M/3	C/M	M A N U A L	P O W E R	A/C			
FORD LINE - MODEL SYMBOL 'A' - From 6/4/63																
63	A(54B)-H/D	6	223	2425						x	M		A	1 Orange or 2 Red	2	C0AA 5310-E
63	A(54B)-H/D	8	260,289		x		x	x	x	x	M	P	A		2	
63	A(54B)-H/D	8	352,390			x				x	M		N		2	
63	A(54B)-H/D	8	352,390		x							P	N		2	
63	A(54B)-H/D	8	427			x				x	M		N		2	
63	A(54B)-H/D	8	352,390	2425		x	x			x	M		A	1 Orange or 2 Red	2	%C0AA 5310-E
63	A(54B)-H/D (special high rate)	8	352,390	2425	x	x	x			x	M		N	Double Gold	2	C3AZ 5310-D
63	A(54B)-H/D (special high rate)	8	427			x					M		N		2	
63	A(54E)	6	223	2225	x		x	x	x	x	M		N	Blue	2	*C0AA 5310-C
63	A(54E)	8	289		x		x	x	x	x	M		N		2	
63	A(54E)-H/D	6	223	2225	x		x	x	x	x	M		N	Double Blue	2	*C0AA 5310-G
63	A(54E)-H/D	8	289		x		x	x	x	x	M		N		2	r/b C0AA 5310-F
63	A(54E)	6	223	2225	x		x	x	x	x	M		A	Green	2	C3AZ 5310-B
63	A(54E)	8	289		x					x	M	P	A		2	
63	A(54E)	8	289								M		A		2	
63	A(54E)	8	352,390		x						M		N		2	
63	A(54E)-H/D	6	223	2325	x		x	x	x	x	M		A	1 Gray or 2 Green	2	●C0AA 5310-F
63	A(54E)-H/D	8	289		x					x	M	P	A		2	
63	A(54E)-H/D	8	289				x			x	M	P	N		2	
63	A(54E)-H/D	8	352,390		x						M		N		2	
63	A(54E)	8	289	2425			x	x		x	M	P	A	Red	2	C3AZ 5310-A
63	A(54E)	8	352,390		x						M	P	N		2	
63	A(54E)	8	352,390			x	x			x	M	P	N		2	
63	A(54E)-H/D	8	289	2425			x	x		x	M	P	A	1 Orange or 2 Red	2	C0AA 5310-E
63	A(54E)-H/D	8	352,390			x				x	M		N		2	
63	A(54E)-H/D	8	352,390		x						M		N		2	
63	A(54E)-H/D	8	352,390	2425		x	x			x	M		A	1 Orange or 2 Red	2	%C0AA 5310-E
63	A(54E)	8	352,390	2500	x	x					M		A	Brown	2	●C2AZ 5310-B
63	A(54E)	8	352,390	2550	x	x	x			x	M	P	A	Yellow	2	C0AA 5310-D
63	A(54E)-H/D	8	352,390	2425	x	x	x			x	M		N	Double Gold	2	C3AZ 5310-D
63	A(54E)-H/D (special high rate)	8	427			x					M		N		2	
63	A(54E)-H/D (special high rate)	8	427				x				M		N		2	
63	A(57B, 75A)	6	223	2175						x	M		N	Pink	2	C3AZ 5310-C
63	A(57B, 75A)	6	223	2225	x		x	x	x	x	M		N	Blue	2	*C0AA 5310-C
63	A(57B, 75A)	6	223							x	M	P	N		2	
63	A(57B, 75A)	8	260,289		x					x	M		N		2	
63	A(57B, 75A)-H/D	6	223	2225	x		x	x		x	M		N	Double Blue	2	*C0AA 5310-G
63	A(57B, 75A)-H/D	8	260,289		x					x	M		N		2	r/b C0AA 5310-F
63	A(57B, 75A)	6	223	2325	x		x	x	x	x	M		A	Green	2	C3AZ 5310-B
63	A(57B, 75A)	8	260,289		x					x	M	P	N		2	
63	A(57B, 75A)	8	260,289				x	x		x	M		N		2	
63	A(57B, 75A)-H/D	6	223	2325	x		x	x		x	M	P	N	1 Gray or 2 Green	2	●C0AA 5310-F
63	A(57B, 75A)-H/D	6	223				x			x	M		N		2	
63	A(57B, 75A)-H/D	6	223							x	M	P	A		2	
63	A(57B, 75A)-H/D	8	260,289		x					x	M	P	N		2	
63	A(57B, 75A)-H/D	8	260,289				x			x	M		N		2	
63	A(57B, 75A)	8	260,289	2425	x		x	x	x	x	M	P	A	Red	2	C3AZ 5310-A
63	A(57B, 75A)	8	352,390		x	x	x			x	M		N		2	
63	A(57B, 75A)-H/D	6	223	2425	x		x	x	x	x	M		A	1 Orange or 2 Red	2	C0AA 5310-E
63	A(57B, 75A)-H/D	8	260,289		x		x	x	x	x	M	P	N		2	
63	A(57B, 75A)-H/D	8	352,390		x	x	x			x	M		N		2	
63	A(57B, 75A)-H/D	8	427			x					M		N		2	
63	A(57B, 75A)-H/D	8	352,390	2425			x			x	M	P	N	1 Orange or 2 Red	2	#C0AA 5310-E

% Add B8E 5355-A shim for Heavy Duty and Air Conditioning # Add B8E 5355-A shim for Heavy Duty and Power Steering
 ● Recommended to be serviced in pairs only

FORD CAR PARTS

SECTION 53

5310 - continued		1963 FRONT SPRING APPLICATION CHART																
YEAR	MODEL	ENGINE		LOAD (LBS.)	TRANSMISSION							STRG.		A/C	MARKINGS	QTY.	PART NUMBER	
		CYL.	C.I.D.		3/S	4/S	O/D	F/M	2F/M	3	C/M	M	P					
FORD LINE - MODEL SYMBOL "A" - From 6/4/63																		
63	A(57B,75A)-H/D	8	352,390	2425				x				x	M	P	A	1 Orange or 2 Red	2	%C0AA 5310-E
63	A(57B, 75A)	8	352,390	2500	x								M		A	Brown-stamped C2AA	2	●C2AZ 5310-B
63	A(57B, 75A)	8	352,390					x					P	N	N		2	
63	A(57B, 75A)	8	352,390	2550	x	x	x					x	P	A	A	Yellow	2	C0AA 5310-D
63	A(57C, 75C)	8	260,289	2225						x	x		M		N	Blue	2	★C0AA 5310-C
63	A(57C, 75C)-H/D	8	260,289	2225						x	x		M		N	Double Blue	2	★C0AA 5310-G r/b C0AA 5310-F
63	A(57C, 75C)-H/D	8	260,289	2325					x	x			P	N	N	1 Gray or 2 Green	2	●C0AA 5310-F
63	A(57C, 75C)-H/D	8	260,289					x				x	M		N		2	
63	A(57C, 75C)	8	260,289	2325					x	x			P	N	N	Green	2	C3AZ 5310-B
63	A(57C, 75C)	8	260,289					x				x	M		N		2	
63	A(57C, 75C)-H/D	8	260,289	2425				x	x	x	x		P	A	A	1 Orange or 2 Red	2	C0AA 5310-E
63	A(57C, 75C)-H/D	8	352,390					x					M		N		2	
63	A(57C, 75C)-H/D	8	427					x					M		N		2	
63	A(57C, 75C)-H/D	8	352,390	2425					x				P	N	N	1 Orange or 2 Red	2	★C0AA 5310-E
63	A(57C, 75C)-H/D	8	352,390	2425					x				M		A	1 Orange or 2 Red	2	%C0AA 5310-E
63	A(57C, 75C)-H/D	8	352,390						x				P	A	A		2	
63	A(57C, 75C)	8	260,289	2425				x	x	x	x		P	A	A	Red	2	C3AZ 5310-A
63	A(57C, 75C)	8	352,390					x	x			x	M		N		2	
63	A(57C, 75C)	8	352,390	2500						x			P	N	N	Brown-stamped C2AA	2	●C2AZ 5310-B
63	A(57C, 75C)	8	352,390	2550				x					P	A	A	Yellow	2	C0AA 5310-D
63	A(57C, 75C)	8	352,390					x				x	M		A		2	
63	A(57C, 75C)	8	352,390	2700					x				P	A	A	Silver	2	C1MM 5310-J
63	A(57C, 75C)-H/D (special high rate)	8	427	2425				x					M		N	Double Gold	2	C3AZ 5310-D
63	A(62A)	6	223	2175	x			x	x	x			M		N	Pink	2	C3AZ 5310-C
63	A(62A)	8	289		x				x	x			M		N		2	
63	A(62A)	6	223	2225	x			x	x	x			P	N	N	Blue	2	★C0AA 5310-C
63	A(62A)	6	223									x	M		N		2	
63	A(62A)	8	260,289									x	M		N		2	
63	A(62A)-H/D	6	223	2225	x			x	x	x	x		M		N	Double Blue	2	★C0AA 5310-G r/b C0AA 5310-F
63	A(62A)-H/D	8	260,289		x			x	x	x			M		N		2	
63	A(62A)	6	223	2325	x			x	x	x	x		M		A	Green	2	C3AZ 5310-B
63	A(62A)	8	260,289		x				x	x			P	A	A		2	
63	A(62A)	8	260,289									x	M		A		2	
63	A(62A)	8	352,390		x	x							M		N		2	
63	A(62A)-H/D	6	223	2325	x			x	x	x	x		M		A	1 Gray or 2 Green	2	●C0AA 5310-F
63	A(62A)-H/D	8	260,289		x				x	x			P	A	A		2	
63	A(62A)-H/D	8	352,390		x	x							M		N		2	
63	A(62A)	8	260,289	2425								x	P	A	A	Red	2	C3AZ 5310-A
63	A(62A)	8	352,390		x	x							P	N	N		2	
63	A(62A)	8	352,390		x								M		A		2	
63	A(62A)	8	352,390									x	M		N		2	
63	A(62A)-H/D	8	260,289	2425								x	P	A	A	1 Orange or 2 Red	2	C0AA 5310-E
63	A(62A)-H/D	8	352,390		x	x							P	N	N		2	
63	A(62A)-H/D	8	352,390										M		N		2	
63	A(62A)-H/D	8	352,390	2425	x	x							P	A	A	1 Orange or 2 Red	2	%C0AA 5310-E
63	A(62A)-H/D	8	352,390										M		A		2	
63	A(62A)	8	352,390	2500	x	x							P	A	A	Brown-stamped C2AA	2	●C2AZ 5310-B
63	A(62A)	8	352,390										M		A		2	
63	A(62A)	8	352,390	2550									P	A	A	Yellow	2	C0AA 5310-D
63	A(62A)-H/D (special high rate)	8	352,390	2425	x	x							M		N	Double Gold	2	C3AZ 5310-D
63	A(62A)-H/D (special high rate)	8	427										M		N		2	

% Add B8E 5355-A Shim for Heavy Duty and Air Conditioning # Add B8E 5355-A Shim for Heavy Duty and Power Steering
 ● Recommended to be serviced in pairs only

FORD CAR PARTS

5310 - continued		1963 FRONT SPRING APPLICATION CHART														
YEAR	MODEL	ENGINE		LOAD (LBS.)	TRANSMISSION						STRG.		A/C	MARKINGS	QTY.	PART NUMBER
		CYL.	C.I.D.		3/S	4/S	O/D	F/M/2	F/M/3	C/M	M A N U A L	P O W E R				
FORD LINE - MODEL SYMBOL "A" - From 6/4/63																
63	A(62B)	6	223	2175	x				x	x			M	N	2	C3AZ 5310-C
63	A(62B)	8	289		x				x	x			M	N	2	
63	A(62B)	6	223	2225			x	x		x			M	N	2	★C0AA 5310-C
63	A(62B)	6	223		x				x				P	N	2	
63	A(62B)	8	289				x			x			M	N	2	
63	A(62B)	8	289		x			x	x				P	N	2	
63	A(62B)-H/D	6	223	2225	x		x	x	x	x			M	N	2	★C0AA 5310-G
63	A(62B)-H/D	8	289		x		x	x	x	x			M	N	2	r/b C0AA 5310-F
63	A(62B)-H/D	6	223	2325	x		x	x	x	x			P	A	2	●C0AA 5310-F
63	A(62B)-H/D	8	289		x		x	x	x				P	A	2	
63	A(62B)-H/D	8	352,390		x								M	N	2	
63	A(62B)	6	223	2325	x		x	x	x	x			M	A	2	C3AZ 5310-B
63	A(62B)	8	289		x		x	x	x				P	A	2	
63	A(62B)	8	352,390		x	x							M	N	2	
63	A(62B)-H/D	8	352,390	2425	x								P	N	2	C0AA 5310-E
63	A(62B)-H/D	8	352,390			x	x			x			M	N	2	
63	A(62B)-H/D	8	427			x							M	N	2	
63	A(62B)-H/D	8	352,390	2425	x					x			P	A	2	%C0AA 5310-E
63	A(62B)-H/D	8	352,390			x	x						M	A	2	
63	A(62B)	8	289	2425						x			P	A	2	C3AZ 5310-A
63	A(62B)	8	352,390		x	x							P	N	2	
63	A(62B)	8	352,390		x								M	A	2	
63	A(62B)	8	352,390				x			x			M	N	2	
63	A(62B)	8	352,390	2500	x	x							P	A	2	●C2AZ 5310-B
63	A(62B)	8	352,390				x			x			M	A	2	
63	A(62B)	8	352,390	2550			x			x			P	A	2	C0AA 5310-D
63	A(62B)-H/D (special high rate)	8	352,390	2425	x	x	x			x			M	N	2	C3AZ 5310-D
63	A(62B)-H/D (special high rate)	8	427			x							M	N	2	
63	A(62E)	6	223	2175	x		x	x	x	x			M	N	2	C3AZ 5310-C
63	A(62E)	8	289		x			x	x				M	N	2	
63	A(62E)	6	223	2225			x	x		x			P	N	2	★C0AA 5310-C
63	A(62E)	8	289		x			x	x				P	N	2	
63	A(62E)	8	289				x			x			M	N	2	
63	A(62E)-H/D	6	223	2225	x		x	x	x	x			M	N	2	★C0AA 5310-G
63	A(62E)-H/D	8	289		x		x	x	x	x			M	N	2	r/b C0AA 5310-F
63	A(62E)	6	223	2325	x		x	x	x	x			M	A	2	C3AZ 5310-B
63	A(62E)	8	289		x		x	x	x				P	A	2	
63	A(62E)	8	289							x			M	A	2	
63	A(62E)	8	352,390		x	x							M	N	2	
63	A(62E)-H/D	6	223	2325	x		x	x	x	x			M	A	2	1 Gray or 2 Green
63	A(62E)-H/D	8	289		x		x	x	x	x			P	A	2	●C0AA 5310-F
63	A(62E)	8	289	2425						x			P	A	2	C3AZ 5310-A
63	A(62E)	8	352,390		x	x							M	A	2	
63	A(62E)	8	352,390				x						P	A	2	
63	A(62E)	8	352,390							x			M	N	2	
63	A(62E)-H/D	8	352,390	2425	x								P	A	2	1 Orange or 2 Red
63	A(62E)-H/D	8	352,390				x						P	N	2	C0AA 5310-E
63	A(62E)-H/D	8	352,390				x			x			M	N	2	
63	A(62E)-H/D	8	427				x						M	N	2	
63	A(62E)-H/D	8	352,390	2425			x						P	A	2	1 Orange or 2 Red
63	A(62E)-H/D	8	352,390				x			x			M	A	2	%C0AA 5310-E
63	A(62E)	8	352,390	2550			x			x			P	A	2	C0AA 5310-D
63	A(62E)	8	352,390	2500	x	x							P	A	2	●C2AZ 5310-B
63	A(62E)	8	352,390				x			x			M	A	2	Brown-stamped C2AA

% Add B8E 5355-A Shim for Heavy Duty and Air Conditioning

● Recommended to be serviced in pairs only

5310 - continued		1963 FRONT SPRING APPLICATION CHART															
YEAR	MODEL	ENGINE		LOAD (LBS.)	TRANSMISSION						STRG.		A/C	MARKINGS	QTY.	PART NUMBER	
		CYL.	C.I.D.		3/S	4/S	O/D	F/M/2	F/M/3	C/M	M A N U A L	P O W E R					
FORD LINE - MODEL SYMBOL 'A' - From 6/4/63																	
63	A(62E)-H/D (special high rate)	8	352,390	2425	x	x	x				x	M		N	Double Gold	2	C3AZ 5310-D
63	A(63B, 65A)	6	223	2175						x		M		N	Pink	2	C3AZ 5310-C
63	A(63B, 65A)	6	223	2225	x		x	x		x		M		N	Blue	2	*C0AA 5310-C
63	A(63B, 65A)	6	223						x				P	N		2	
63	A(63B, 65A)	8	260,289		x		x	x	x	x		M		N		2	
63	A(63B, 65A)-H/D	6	223	2225	x		x	x	x	x		M		N	Double Blue	2	*C0AA 5310-G
63	A(65A)-H/D	8	260,289		x		x	x	x	x		M		N		2	r/b C0AA 5310-F
63	A(63B, -H/D	8	260,289		x		x	x	x	x		M		N		2	
63	A(63B, 65A)	8	260,289	2425			x	x		x			P	A	Red	2	C3AZ 5310-A
63	A(63B, 65A)	8	352,390			x	x			x		M		N		2	
63	A(63B, 65A)	8	352,390		x								P	N		2	
63	A(63B, 65A)	6	223	2325	x		x	x	x	x		M		A	Green	2	C3AZ 5310-B
63	A(63B, 65A)	8	260,289		x					x			P	A		2	
63	A(65A)	8	260,289				x						P	N		2	
63	A(63B)	8	260,289				x	x				M		A		2	
63	A(63B, 65A)	8	352,390		x	x						M		N		2	
63	A(63B)-H/D	6	223	2325	x		x	x	x	x		M		A	1 Gray or 2 Green	2	*C0AA 5310-F
63	A(65A)-H/D	6	223		x			x	x			M		A		2	
63	A(65A)-H/D	6	223				x			x			P	N		2	
63	A(65A)-H/D	8	260,289				x	x					P	N		2	
63	A(65A)-H/D	8	260,289							x		M		N		2	
63	A(63B)-H/D	8	260,289				x			x			P	N		2	
63	A(63B, 65A)-H/D	6	223	2425			x			x		M		A	1 Orange or 2 Red	2	C0AA 5310-E
63	A(63B, 65A)-H/D	8	260,289		x		x	x	x	x			P	A		2	
63	A(65A)-H/D	8	352,390		x		x		x	x		M		N		2	
63	A(63B)-H/D	8	352,390		x								P	N		2	
63	A(63B)-H/D	8	352,390			x	x			x		M		N		2	
63	A(63B, 65A)-H/D	8	427			x						M		N		2	
63	A(65A)-H/D	8	352,390	2425	x		x			x	x	M		A	1 Orange or 2 Red	2	%C0AA 5310-E
63	A(63B)	8	352,390	2500	x								P	A	Brown-stamped C2AA	2	*C2AZ 5310-B
63	A(63B)	8	352,390			x						M		A		2	
63	A(65A)	8	352,390		x	x							P	A		2	
63	A(63B, 65A)	8	352,390	2550		x	x			x			P	A	Yellow	2	C0AA 5310-D
63	A(63C, 65B)	8	260,289	2225			x	x	x	x		M		N	Blue	2	*C0AA 5310-C
63	A(63C, 65B)-H/D	8	260,289	2225	x		x	x	x	x		M		N	Double Blue	2	*C0AA 5310-G
63	A(63C, 65B)-H/D	8	260,289											A		2	r/b C0AA 5310-F
63	A(63C, 65B)	8	260,289	2325					x				P	A	Green	2	C3AZ 5310-B
63	A(63C, 65B)	8	260,289				x	x		x			P	A		2	
63	A(63C)	8	260,289					x				M		N		2	
63	A(63C, 65B)-H/D	8	260,289	2325					x				P	A	1 Gray or 2 Green	2	*C0AA 5310-F
63	A(63C, 65B)-H/D	8	260,289				x	x		x			P	N		2	
63	A(63C, 65B)-H/D	8	352,390		x							M		N		2	
63	A(63C, 65B)	8	352,390	2425		x	x			x		M		N	Red	2	C3AZ 5310-A
63	A(63C, 65B)	8	260,289				x	x		x			P	A		2	
63	A(63C, 65B)	8	352,390	2500		x								A	Brown-stamped C2AA	2	*C2AZ 5310-B
63	A(63C, 65B)	8	352,390	2550		x	x			x			P	A	Yellow	2	C0AA 5310-D
63	A(63C, 65B)-H/D	8	260,289	2425		x	x	x		x			P	A	1 Orange or 2 Red	2	C0AA 5310-E
63	A(63C, 65B)-H/D	8	352,390			x	x			x		M		N		2	
63	A(63C, 65B)-H/D	8	427			x						M		N		2	
63	A(63C, 65B)-H/D	8	352,390	2425		x	x			x		M		A	1 Orange or 2 Red	2	%C0AA 5310-E
63	A(63C, 65B)-H/D (special high rate)	8	427	2425		x						M		N	Double Gold	2	C3AZ 5310-D

% Add B8E 5355-A Shim for Heavy Duty and Air Conditioning
 ● Recommended to be serviced in paris only

5310 - continued		1963 FRONT SPRING APPLICATION CHART																
YEAR	MODEL	ENGINE		LOAD (LBS.)	TRANSMISSION							STRG.		A/C	MARKINGS	QTY.	PART NUMBER	
		CYL.	C.I.D.		3/S	4/S	O/D	F/M	2F/M	3/C/M	M A N U A L	P O W E R						
FORD LINE - MODEL SYMBOL "A" - From 6/4/63																		
63	A(65A)-H/D (special high rate)	8	352,390	2425	x	x	x					x	M		N	Double Gold	2	C3AZ 5310-D
63	A(65A)-H/D (special high rate)	8	427				x						M		N		2	
63	A(71A, B, C, E)	6	223	2175	x		x	x	x	x			M		N	Pink	2	C3AZ 5310-C
63	A(71A, B, C, E)	8	260,289		x		x	x	x	x			M		N		2	
63	A(71A, B, C, E)	6	223	2225	x					x			M		A	Blue	2	★C0AA 5310-C
63	A(71A, B, C, E)	6	223				x							P	N		2	
63	A(71A, B, C, E)	8	260,289				x							P	N		2	
63	A(71A, B, C, E)-H/D	6	223	2225	x		x	x	x	x			M		N	Double Blue	2	★C0AA 5310-G
63	A(71A, B, C, E)-H/D	8	260,289		x		x	x	x	x			M		N		2	r/b C0AA 5310-F
63	A(71A, B, C, E)-H/D	8	352,390		x	x	x						M		N		2	
63	A(71A, B, C, E)	6	223	2315			x	x		x			M		A	Green	2	C3AZ 5310-B
63	A(71A, B, C, E)	8	260,289		x		x	x	x	x				P	A		2	
63	A(71A, B, C, E)	8	352,390		x	x	x						M		N		2	
63	A(71A, B, C, E)	8	352,390	2425	x									P	A	Red	2	C3AZ 5310-A
63	A(71A, B, C, E)	8	352,390				x	x					M		A		2	
63	A(71A, B, C, E)	8	352,390				x	x						P	N		2	
63	A(71A, B, C, E)	8	352,390	2500			x	x						P	A	Brown-stamped C2AA	2	●C2AZ 5310-B
63	A(71A, B, C, E)-H/D	6	223	2325	x		x	x	x	x			M		A	1 Gray or 2 Green	2	●C0AA 5310-F
63	A(71A, B, C, E)-H/D	8	260,289		x		x	x	x	x			M		A		2	
63	A(71A, B, C, E)-H/D	8	352,390		x	x								P	A		2	
63	A(71A, B, C, E)-H/D	8	352,390				x							P	N		2	
63	A(71A, B, C, E)-H/D	8	352,390	2325			x							P	A	1 Gray or 2 Green	2	●%C0AA 5310-F
63	A(75A, 75C)- refer to - A(57B, 57C)																	
63	A(76A)	6	223	2325	x		x	x	x	x			M		N	Green	2	C3AZ 5310-B
63	A(76A)	8	260,289		x		x	x	x	x			M		N		2	
63	A(76A)-H/D	6	223	2325	x		x	x	x	x			M		N	1 Gray or 2 Green	2	●C0AA 5310-F
63	A(76A)-H/D	8	260,289		x		x	x	x	x			M		N		2	
63	A(76A)	6	223	2425	x		x	x	x	x				P	N	Red	2	C3AZ 5310-A
63	A(76A)	6	223		x					x			M		A		2	
63	A(76A)	8	260,289		x			x	x					P	N		2	
63	A(76A)	8	260,289				x			x			M		N		2	
63	A(76A)	6	223	2500			x	x		x			M		A	Brown-stamped C2AA	2	●C2AZ 5310-B
63	A(76A)	8	260,289		x			x	x					P	A		2	
63	A(76A)	8	260,289				x			x			M		A		2	
63	A(76A)	8	352,390		x	x							M		N		2	
63	A(76A)-H/D	6	223	2425	x					x			M		A	1 Orange or 2 Red	2	C0AA 5310-E
63	A(76A)-H/D	6	223						x					P	N		2	
63	A(76A)-H/D	6	223				x						M		N		2	
63	A(76A)-H/D	8	260,289		x		x	x	x	x			M		N		2	
63	A(76A)-H/D	6	223	2425					x					P	A	1 Orange or 2 Red	2	%C0AA 5310-E
63	A(76A)-H/D	6	223				x			x			M		A		2	
63	A(76A)-H/D	8	260,289		x		x	x					M		A		2	
63	A(76A)-H/D	8	352,390	2425	x	x	x						M		N	1 Orange or 2 Red	2	\$C0AA 5310-E
63	A(76A)-H/D	8	427				x						M		N		2	
63	A(76A)	8	260,289	2550			x			x				P	A	Yellow	2	C0AA 5310-D
63	A(76A)	8	352,390		x	x								P	N		2	
63	A(76A)	8	352,390				x						M		N		2	
63	A(76A)	8	352,390	2700	x	x	x							P	A	Silver	2	C1MM 5310-J
63	A(76B)	8	260,289	2325			x	x	x	x			M		N	Green	2	C3AZ 5310-B

% Add B8E 5355-A Shim for Heavy Duty and Air Conditioning

\$ Add B8E 5355-A Shim for Heavy Duty usage

● Recommended to be serviced in pairs only

5310 - continued

1963 FRONT SPRING APPLICATION CHART

YEAR	MODEL	ENGINE		LOAD (LBS.)	TRANSMISSION							STRG.		A/C	MARKINGS	QTY.	PART NUMBER
		CYL.	C.I.D.		3/S	4/S	O/D	F/M	2/F/M	3/C/M	M A N U A L	P O W E R					
FORD LINE - MODEL SYMBOL "A" - From 6/4/63																	
63	A(76B)	8	260,289	2425			x	x				M		A	Red	2	C3AZ 5310-A
63	A(76B)	8	260,289										P	N		2	
63	A(76B)	8	352,390		x							M		N		2	
63	A(76B)-H/D	8	352,390	2425	x	x	x					M		N	1 Orange or 2 Red	2	C0AA 5310-E
63	A(76B)-H/D	8	427			x						M		N		2	
63	A(76B)-H/D	8	352,390	2425		x	x						P	N	1 Orange or 2 Red	2	#C0AA 5310-E
63	A(76B)	8	260,289	2500			x	x	x	x		M		N	Brown-stamped C2AA	2	●C2AZ 5310-B
63	A(76B)	8	352,390		x								P	N		2	
63	A(76B)	8	352,390			x	x					M		N		2	
63	A(76B)	8	352,390	2550		x	x						P	N	Yellow	2	C0AA 5310-D
63	A(76B)	8	352,390	2700	x	x	x						P	A	Silver	2	C1MM 5310-J
63	A(76B)-spec.high rate	8	427	2425		x						M		N	Double Gold	2	C3AZ 5310-D
FAIRLANE - MODEL SYMBOL "B"																	
63	B(54, 62)	6	170,200	1660				x					P	N	Green	2	C2OZ 5310-B
63	B(54, 62)-H/D	6	170,200	1660				x					P	N	Orange	2	C2OZ 5310-F
63	B(54, 62, 65)	6	170,200	1610	x		x	x				M		N	Yellow	2	C2OZ 5310-A
63	B(54, 62)	6	170,200		x								P	N		2	
63	B(54, 62, 65)-H/D	6	170,200	1610	x							M		N	Blue	2	★C2OZ 5310-E
63	B(54, 62)-H/D	6	170,200		x								P	N		2	r/b C4OZ 5310-B
63	B(54, 62, 65)	8	221	1765	x							M		N	Orange	2	C3OZ 5310-G
63	B(54, 62, 65)	8	221				x	x				M		N		2	
63	B(54, 62, 65)	8	221,260		x							M		N		2	
63	B(54, 62)	8	289		x							M		N		2	
63	B(54, 62, 65)-H/D	8	221	1765	x								P	N	Pink	2	C3OZ 5310-H
63	B(54, 62, 65)-H/D	8	221				x	x				M		N		2	
63	B(54, 62, 65)-H/D	8	221,260		x							M		N		2	
63	B(54,62,65)	8	260	1815	x								P	N	Red	2	★C3OZ 5310-J
63	B(54,62,65)	8	260				x	x				M		N		2	m/w C3OZ 5310-G
63	B(54,62,65)	8	221,260,289				x	x					P	N		2	
63	B(54,62)-H/D	8	260	1815	x								P	N	White	2	C3OZ 5310-K
63	B(54,62)-H/D	8	221,260,289				x	x				M		N		2	
63	B(54, 62, 65)-H/D	8	289				x	x				M		N		2	
63	B(65)	6	200	1660	x								P	N	Green	2	C2OZ 5310-B
63	B(65)-H/D	6	200	1660	x								P	N	Orange	2	C2OZ 5310-F
63	B(71)	6	170	1550	x							M		N	Violet	2	C3OZ 5310-A
63	B(71)	6	170		x								P	N		2	
63	B(71)	6	170					x				M		N		2	
63	B(71)-H/D	6	170	1550	x							M		N	Double Yellow	2	C3OZ 5310-C
63	B(71)-H/D	6	170		x								P	N		2	
63	B(71)-H/D	6	170					x				M		N		2	
63	B(71)	6	170	1610				x					P	N	Yellow	2	C2OZ 5310-A
63	B(71)	8	221,260	1610	x							M		N	Yellow	2	C2OZ 5310-A
63	B(71)-H/D	6	170,200	1610				x					P	N	Blue	2	★C2OZ 5310-E r/b C4OZ 5310-B
63	B(71)-H/D	8	289	1660	x							M		N	Orange	2	C2OZ 5310-F
63	B(71)-H/D	8	221,260		x							M		N		2	
63	B(71)	8	221,260	1700	x		x						P	N	Brown	2	★C3OZ 5310-B r/b C3OZ 5310-G
63	B(71)	8	221,260				x	x				M		N		2	
63	B(71)	8	221					x					P	N		2	
63	B(71)-H/D	8	289	1700		x		x	x			M		N	Double Green	2	★C3OZ 5310-D r/b C3OZ 5310-K
63	B(71)-H/D	8	221,260		x			x					P	N		2	
63	B(71)-H/D	8	221,260					x	x			M		N		2	
63	B(71)-H/D	8	221					x					P	N		2	
63	B(71)	8	260	1765				x					P	N	Orange	2	C3OZ 5310-G

Add B8E 5355-A Shim for Heavy Duty and Power Steering

● Recommended to be serviced in pairs only

5310 - continued		1963 FRONT SPRING APPLICATION CHART															
YEAR	MODEL	ENGINE			TRANSMISSION						STRG.		A/C	MARKINGS	QTY.	PART NUMBER	
		CYL.	C.I.D.	LOAD (LBS.)	3/S	4/S	O/D	F/M/2F/M/3	C/M	M A N U A L	P O W E R						
THUNDERBIRD - MODEL SYMBOL "S"																	
63	S(except A/C)	8	390	2100							x	P	N	1 Gray	2	● C3SZ 5310-B	
63	S(A/C)	8	390	2700							x	P	A	1 Purple	2	● C3SZ 5310-C	
FALCON - MODEL SYMBOL "X"																	
63	X(54, 62)	6	144,170	1196	x							M	N	Red	2	C3DZ 5310-Y	
63	X(54, 62)-H/D	6	144,170	1668	x	x		x				M	P	N	Pink	2	C3DZ 5310-AC
63	X(54,62)-H/D	6	144,170	1668	x	x		x				M	P	A	Pink	2	@ C3DZ 5310-AC
63	X(54, 62)	6	144,170	1370	x							M	A	Silver	2	C3DZ 5310-U	
		6	144,170		x	x		x				P	N		2		
		6	144,170		x			x				M	N		2		
63	X(54, 62)	8	221,260	1460	x	x		x				M	N	BROWN or ORANGE	2	C3DZ 5310-AA	
		8	221,260		x	x						P	N		2		
		6	144,170		x			x				M	A		2		
		6	144,170		x	x		x				P	A		2		
63	X(54, 62)	6	144,170	1460	x	x		x				M	P	A	BROWN or ORANGE	2	@ C3DZ 5310-AA
		8	221,260		x	x		x				M	P	A		2	
63	X(54,62)	8	221,260	1460	x	x		x				M	A	BROWN or ORANGE	2	@ C3DZ 5310-AA	
		8	221,260		x	x						P	A		2		
63	X(54, 62)	8	221	1585				x				P	A	GRAY or ORANGE	2	C3DZ 5310-AB	
63	X(54, 62)	8	221,260	1585				x				P	N	GRAY or ORANGE	2	C3DZ 5310-AB	
63	X(59,71A-B-C)	6	144,170	1196	x	x		x				M	P	N	Red	2	C3DZ 5310-Y
63	X(59, 71A-B-C)	6	144,170	1370	x	x		x				M	P	A	Silver	2	C3DZ 5310-U
		8	221,260		x							P	N		2		
		8	221,260		x	x						M	N		2		
63	X(59, 71A-B-C)	8	221,260	1460	x	x						M	A	Brown	2	C3DZ 5310-AA	
		8	221,260		x			x				M	N		2		
		8	221,260		x				x			P	A		2		
		8	221,260		x	x		x				P	N		2		
63	X(59,71A,B,C)	8	221,260	1460				x				M	A	Brown	2	@ C3DZ 5310-AA	
		8	221,260			x		x				P	A		2		
63	X(63)	6	170	1370	x	x						M	N	Silver	2	C3DZ 5310-U	
		6	170		x							P	N		2		
63	X(63)	6	170	1460	x	x						M	A	Brown	2	C3DZ 5310-AA	
		6	170		x							P	A		2		
		6	170					x				M	N		2		
		6	170			x		x				P	N		2		
63	X(63)	6	170	1460				x				M	A	Brown	2	@ C3DZ 5310-AA	
		6	170			x		x				P	A		2		
63	X(63)	8	221	1585	x	x		x				M	A	GRAY or ORANGE	2	C3DZ 5310-AB	
		8	221		x	x						P	A		2		
		8	221,260		x	x		x				M	P	N		2	
63	X(63)	8	221,260	1585				x				P	A	GRAY or ORANGE	2	@ C3DZ 5310-AB	
63	X(66) "Before 5/15/63"	8	221,260	1196	x	x						M	N	Red	2	C3DZ 5310-Y	
63	X(66) "Before 5/15/63"	2	221,260		x							P	N		2		
63	X(66) "Before 5/15/63"	3	170		x	x		x				P	A		2		
63	X(66) "Before 5/15/63"	6	170		x	x		x				M	A		2		
63	X(66) "From 5/15/63"	6	170		x	x		x				M	N		2		
63	X(66) "From 5/15/63"	6	170		x	x		x				P	N		2		
63	X(66) "Before 5/15/63"	6	170	1370	x	x		x				M	P	N	Silver	2	C3DZ 5310-U
63	X(66) "Before 5/15/63"	8	221,260	1460				x				M	A	Brown	2	C3DZ 5310-AA	
63	X(66) "Before 5/15/63"	8	221,260			x		x				P	A		2		
63	X(66) "From 5/15/63"	8	221,260		x	x						M	N		2		
63	X(66) "From 5/15/63"	8	221,260		x							P	N		2		
63	X(66) "From 5/15/63"	6	170		x	x		x				M	P	A			

Ⓞ With Air Conditioning use 2-CIDZ 5355-A Shims per side

● Recommended to be serviced in pairs only

FORD CAR PARTS

SECTION 53

5310 - continued		1963 FRONT SPRING APPLICATION CHART															
YEAR	MODEL	ENGINE		LOAD (LBS.)	TRANSMISSION						STRG.		A/C	MARKINGS	QTY.	PART NUMBER	
		CYL.	C.I.D.		3/S	4/S	O/D	F/M/2	C4	C/M	M A N U A L	P O W E R					
FALCON - MODEL SYMBOL 'X'																	
63	X(66) 'Before 5/15/63'	8	221,260	1370	x	x						M		A	Silver	2	C3DZ 5310-U
63	X(66) 'Before 5/15/63'	8	221,260					x				M		N		2	
63	X(66) 'Before 5/15/63'	8	221,260		x								P	A		2	
63	X(66) 'Before 5/15/63'	8	221,260			x		x					P	N		2	
63	X(66) 'From 5/15/63'	8	221,260	1585	x	x		x				M		A	GRAY or ORANGE	2	C3DZ 5310-AB
63	X(66) 'From 5/15/63'	8	221,260					x				M		N		2	
63	X(66) 'From 5/15/63'	8	221,260		x	x		x					P	A		2	
63	X(66) 'From 5/15/63'	8	221,260			x			x				P	N		2	
63	X(71D)	6	170	1196	x	x						M		N	Red	2	C3DZ 5310-Y
		6	170		x								P	N		2	
63	X(71D)	6	170	1370	x	x						M		A	Silver	2	C3DZ 5310-U
		6	170		x								P	A		2	
		6	170					x				M		N		2	
		6	170			x		x					P	N		2	
		8	221,260		x							M		N		2	
63	X(71D)	6	170	1460				x				M		A	BROWN or ORANGE	2	C3DZ 5310-AA
		6	170			x		x					P	A		2	
		8	221,260		x							M		A		2	
		8	221,260			x		x				M		N		2	
		8	221,260		x	x		x					P	N		2	
63	X(71D)	8	221,260	1460		x		x				M		A	BROWN or ORANGE	2	@ C3DZ 5310-AA
		8	221,260		x	x		x					P	A		2	
63	X(76)	6	170	1460	x	x		x				M	P	N	BROWN or ORANGE	2	C3DZ 5310-AA
63	X(76)	6	170	1460	x	x		x				M	P	A	BROWN or ORANGE	2	@ C3DZ 5310-AA
63	X(76)	6	170	1460	x	x		x				M	P	N	BROWN or ORANGE	2	C3DZ 5310-AA
		8	221		x	x		x				M	P	N		2	
63	X(76)	6	170	1460	x	x		x				M	P	A	BROWN or ORANGE	2	@ C3DZ 5310-AA
		8	221		x	x		x				M	P	A		2	
63	X(76)	8	221,260	1585	x							M		N	GRAY or ORANGE	2	C3DZ 5310-AB
63	X(76)	8	221,260	1585	x							M		A	GRAY or ORANGE	2	C3DZ 5310-AB
		8	221,260			x		x				M		N		2	
		8	221,260		x	x		x					P	N		2	
63	X(76)	8	221,260	1585		x		x				M		A	GRAY or ORANGE	2	@ C3DZ 5310-AB
		8	221,260		x	x		x					P	A		2	
63	X(76)	8	221,260	1585	x							M		N	Gray	2	C3DZ 5310-AB
63	X(78)	6	170	1370	x							M		N	Silver	2	C3DZ 5310-U
63	X(78)	6	170	1196	x							M		A	Red	2	C3DZ 5310-Y
		6	170			x		x				M		N		2	
		6	170		x	x		x					P	N		2	
63	X(78)	8	221,260	1370	x	x		x				M		N	Silver	2	C3DZ 5310-U
		8	221,260		x	x							P	A		2	
		6	170			x		x				M		A		2	
		6	170		x	x		x					P	A		2	
63	X(78)	8	221,260	1460	x	x		x				M		A	Brown	2	C3DZ 5310-AA
		8	221,260			x		x					P	A		2	
		8	221,260					x					P	N		2	
63	X(78)	8	221,260	1460				x					P	A	Brown	2	@ C3DZ 5310-AA

@ With Air Conditioning use 2-CIDZ 5355-A Shims per side

5310 - continued

1964 FRONT SPRING APPLICATION CHART

YEAR	MODEL	ENGINE		LOAD (LBS.)	TRANSMISSION						STRG.		A/C	MARKINGS	QTY.	PART NUMBER	
		CYL.	C.I.D.		3/S	4/S	O/D	F/M/2	C4	C/M	M A N U A L	P O W E R					
FORD LINE - MODEL SYMBOL 'A'																	
64	A(54A)	6	223	2225	x							M	P	N	Blue	2	★C0AA 5310-C
64	A(54A)	6	223	2325	x							M		A	Green	2	C3AZ 5310-B
64	A(54A)	6	223	2425	x								P	A	Red	2	C3AZ 5310-A
64	A(54A)-H/D	6	223	2225	x							M	P	N	Purple	2	▲★C0AA 5310-G
64	A(54A)-H/D	6	223	2225			x		x			M		N	Purple	2	▲★C0AA 5310-G
64	A(54A)-H/D	6	223	2325	x		x			x		M		A	1 Gray or 2 Green	2	●C0AA 5310-F
64	A(54A)-H/D	6	223	2325			x		x			P	N	1 Gray or 2 Green	2	●C0AA 5310-F	
64	A(54A)-H/D	6	223	2425			x		x			P	A	1 Orange or 2 Red	2	C0AA 5310-E	
64	A(54A)-P/I	6	223	2425	x		x		x			M	P	A	2 Gold	2	C3AZ 5310-D
64	A(54A)-P/I	6	223	2425			x		x			P	N	2 Gold	2	C3AZ 5310-D	
64	A(54A)-P/I	6	223	2225			x		x			M		N	Blue	2	★C0AA 5310-C
64	A(54A)-P/I	6	223	2325			x		x			P	N	Green	2	C3AZ 5310-B	
64	A(54A)-P/I	6	223	2425			x		x			M	P	A	Red	2	C3AZ 5310-A
64	A(54A)-Taxi	6	223	2225					x	x		M		N	Purple	2	▲★C0AA 5310-G
64	A(54A)-Taxi	6	223	2325					x	x		P	N	1 Gray or 2 Green	2	●C0AA 5310-F	
64	A(54A)-Taxi	6	223	2325					x	x		M	P	A	1 Gray or 2 Green	2	●C0AA 5310-F
64	A(54A)	8	289	2225	x							M	P	N	Blue	2	★C0AA 5310-C
64	A(54A)	8	289	2225		x	x			x		M		N	Blue	2	★C0AA 5310-C
64	A(54A)	8	289	2425	x	x						P	A	Red	2	C3AZ 5310-A	
64	A(54A)	8	289	2425			x		x	x		M	P	A	Red	2	C3AZ 5310-A
64	A(54A)	8	289	2325	x	x						M		A	Green	2	C3AZ 5310-B
64	A(54A)	8	289	2325		x	x		x	x		P	N	Green	2	C3AZ 5310-B	
64	A(54A)-H/D	8	289	2225	x							M	P	N	Purple	2	▲★C0AA 5310-G
64	A(54A)-H/D	8	289	2325	x							M		A	1 Gray or 2 Green	2	●C0AA 5310-F
64	A(54A)-H/D	8	289	2425	x							P	A	1 Orange or 2 Red	2	C0AA 5310-E	
64	A(54A)-H/D	8	289	2225			x		x	x		M		N	Purple	2	▲★C0AA 5310-G
64	A(54A)-H/D	8	289	2325			x		x	x		M		A	1 Gray or 2 Green	2	●C0AA 5310-F
64	A(54A)-H/D	8	289	2325			x		x	x		P	N	1 Gray or 2 Green	2	●C0AA 5310-F	
64	A(54A)-H/D	8	289	2425			x		x	x		P	A	1 Orange or 2 Red	2	C0AA 5310-E	
64	A(54A)-P/I	8	289	2425	x							M	P	A	2 Gold	2	C3AZ 5310-D
64	A(54A)-P/I	8	289	2425		x						M	P	A	2 Gold	2	C3AZ 5310-D
64	A(54A)-P/I	8	289	2425		x						P	N	2 Gold	2	C3AZ 5310-D	
64	A(54A)-P/I	8	289	2425			x		x	x		M	P	A	2 Gold	2	C3AZ 5310-D
64	A(54A)-P/I	8	289	2425			x		x	x		P	N	2 Gold	2	C3AZ 5310-D	
64	A(54A)-Taxi	8	289	2225					x	x		M		N	Purple	2	▲★C0AA 5310-G
64	A(54A)-Taxi	8	289	2325					x	x		P	N	1 Gray or 2 Green	2	●C0AA 5310-F	
64	A(54A)-Taxi	8	289	2325					x	x		M		A	1 Gray or 2 Green	2	●C0AA 5310-F
64	A(54A)-Taxi	8	289	2425					x	x		P	A	1 Orange or 2 Red	2	C0AA 5310-E	
64	A(54A)	8	352,390	2425	x		x			x		M	P	N	Red	2	C3AZ 5310-A
64	A(54A)	8	352,390	2425			x					M	P	N	Red	2	C3AZ 5310-A
64	A(54A)	8	352,390	2550	x	x	x			x		M	P	A	Yellow	2	C0AA 5310-D
64	A(54A)-H/D	8	352,390	2550			x			x		M	P	N	Yellow	2	C0AA 5310-D
64	A(54A)-H/D	8	352,390	2325	x	x						M	P	N	1 Gray or 2 Green	2	●C0AA 5310-F
64	A(54A)-H/D	8	352,390	2525			x			x		M		A	2 Lavender	2	@★C1MM 5310-K
64	A(54A)-H/D	8	352,390	2525	x	x						M	P	A	2 Lavender	2	@★C1MM 5310-K
64	A(54A)-H/D	8	352,390	2600			x			x		P	A	2 Orange	2	●C1MM 5310-L	
64	A(54A)-P/I	8	352,390	2425	x	x	x			x		M	P	N	2 Gold	2	C3AZ 5310-D
64	A(54A)-P/I	8	352,390	2425	x	x	x			x		M	P	A	2 Gold	2	%C3AZ 5310-D
64	A(54A)	8	427 4/B	2325	x	x						M		N	1 Gray or 2 Green	2	●C0AA 5310-F
64	A(54A)	8	427 8/B	2325	x							M		N	1 Gray or 2 Green	2	●C0AA 5310-F
64	A(54A)	8	427 8/B	2525			x					M		N	2 Lavender	2	@★C1MM 5310-K
64	A(54A)-P/I	8	427 4/B	2425	x	x						M		N	2 Gold	2	C3AZ 5310-D
64	A(54A)-P/I	8	427 8/B	2425	x							M		N	2 Gold	2	C3AZ 5310-D

% Add B8E 5355-A Shim for Heavy Duty and Air Conditioning @ Replaced by C1MM 5310-L ▲ Replaced by C0AA 5310-F
 ● Recommended to be serviced in pairs only

5310 - continued

1964 FRONT SPRING APPLICATION CHART

YEAR	MODEL	ENGINE		LOAD (LBS.)	TRANSMISSION						STRG.		A/C	MARKINGS	Q T Y.	PART NUMBER
		CYL.	C.I.D.		3/S	4/S	O/D	F/M/2	C4	C/M	M A N U A L	P O W E R				
FORD LINE - MODEL SYMBOL "A"																
64	A(54B)	6	223	2225	x						M	P	N	Blue	2	★C0AA 5310-C
64	A(54B)	6	223	2225			x		x		M		N	Blue	2	★C0AA 5310-C
64	A(54B)	6	223	2425			x		x			P	A	Red	2	C3AZ 5310-A
64	A(54B)	6	223	2325	x						M	P	A	Green	2	C3AZ 5310-B
64	A(54B)	6	223	2325			x		x		M		A	Green	2	C3AZ 5310-B
64	A(54B)	6	223	2325			x		x			P	N	Green	2	C3AZ 5310-B
64	A(54B)-H/D	6	223	2225	x						M	P	N	Purple	2	▲★C0AA 5310-G
64	A(54B)-H/D	6	223	2225			x		x		M		N	Purple	2	▲★C0AA 5310-G
64	A(54B)-H/D	6	223	2550	x							P	A	Yellow	2	C0AA 5310-D
64	A(54B)-H/D	6	223	2325	x		x		x		M		A	1 Gray or 2 Green	2	●C0AA 5310-F
64	A(54B)-H/D	6	223	2325			x		x			P	N	1 Gray or 2 Green	2	●C0AA 5310-F
64	A(54B)-H/D	6	223	2425			x		x			P	A	1 Orange or 2 Red	2	C0AA 5310-E
64	A(54B)-P/I	6	223	2425	x		x		x		M	P	A	2 Gold	2	C3AZ 5310-D
64	A(54B)-P/I	6	223	2425			x		x			P	N	2 Gold	2	C3AZ 5310-D
64	A(54B)-Taxi	6	223	2225					x		M		N	Purple	2	▲★C0AA 5310-G
64	A(54B)-Taxi	6	223	2325					x			P	N	1 Gray or 2 Green	2	●C0AA 5310-F
64	A(54B)-Taxi	6	223	2325					x		M		A	1 Gray or 2 Green	2	●C0AA 5310-F
64	A(54B)-Taxi	6	223	2425					x			P	A	1 Orange or 2 Red	2	C0AA 5310-E
64	A(54B)	8	289	2225	x						M	P	N	Blue	2	★C0AA 5310-C
64	A(54B)	8	289	2225		x					M		N	Blue	2	★C0AA 5310-C
64	A(54B)	8	289	2225			x		x	x	M		N	Blue	2	★C0AA 5310-C
64	A(54B)	8	289	2425		x	x		x	x		P	A	Red	2	C3AZ 5310-A
64	A(54B)	8	289	2325		x	x		x	x	M		A	Green	2	C3AZ 5310-B
64	A(54B)	8	289	2325		x	x		x	x		P	N	Green	2	C3AZ 5310-B
64	A(54B)	8	289	2325	x						M	P	A	Green	2	C3AZ 5310-B
64	A(54B)-H/D	8	289	2225	x						M	P	N	Purple	2	▲★C0AA 5310-G
64	A(54B)-H/D	8	289	2225			x		x	x	M		N	Purple	2	▲★C0AA 5310-G
64	A(54B)-H/D	8	289	2425			x		x	x		P	A	1 Orange or 2 Red	2	C0AA 5310-E
64	A(54B)-H/D	8	289	2325	x						M	P	A	1 Gray or 2 Green	2	●C0AA 5310-F
64	A(54B)-H/D	8	289	2325			x		x	x	M		A	1 Gray or 2 Green	2	●C0AA 5310-F
64	A(54B)-H/D	8	289	2325			x		x	x		P	N	1 Gray or 2 Green	2	●C0AA 5310-F
64	A(54B)-P/I	8	289	2425	x	x	x		x	x	M	P	A	2 Gold	2	C3AZ 5310-D
64	A(54B)-P/I	8	289	2425		x	x		x	x		P	N	2 Gold	2	C3AZ 5310-D
64	A(54B)-Taxi	8	289	2225					x	x	M		N	Purple	2	▲★C0AA 5310-G
64	A(54B)-Taxi	8	289	2325					x	x		P	N	1 Gray or 2 Green	2	●C0AA 5310-F
64	A(54B)-Taxi	8	289	2325					x	x	M		A	1 Gray or 2 Green	2	●C0AA 5310-F
64	A(54B)-Taxi	8	289	2425					x	x		P	A	1 Orange or 2 Red	2	C0AA 5310-E
64	A(54B)	8	352,390	2425	x	x	x			x	M	P	N	Red	2	C3AZ 5310-A
64	A(54B)	8	352,390	2550	x	x	x			x	M	P	A	Yellow	2	C0AA 5310-D
64	A(54B)-H/D	8	352,390	2425	x	x	x			x	M	P	N	2 Red & Orange	2	C0AA 5310-E
64	A(54B)-H/D	8	352,390	2525	x	x	x			x	M	P	A	2 Lavender	2	@★C1MM 5310-K
64	A(54B)-P/I	8	352,390	2425	x	x	x			x	M	P	N	2 Gold	2	C3AZ 5310-D
64	A(54B)-P/I	8	352,390	2425	x	x	x			x	M	P	A	2 Gold	2	%C3AZ 5310-D
64	A(54B)	8	427 4/B	2425	x						M		N	2 Red & Orange	2	C0AA 5310-E
64	A(54B)	8	427 8/B	2425	x	x					M		N	2 Red & Orange	2	C0AA 5310-E
64	A(54B)-P/I	8	427 4/B	2425	x	x					M		N	2 Gold	2	C3AZ 5310-D
64	A(54B)-P/I	8	427 8/B	2425	x						M		N	2 Gold	2	C3AZ 5310-D
64	A(54E)	6	223	2225	x						M	P	N	Blue	2	★C0AA 5310-C
64	A(54E)	6	223	2225			x		x		M		N	Blue	2	★C0AA 5310-C
64	A(54E)	6	223	2425			x		x			P	A	Red	2	C3AZ 5310-A
64	A(54E)	6	223	2325	x						M	P	A	Green	2	C3AZ 5310-B
64	A(54E)	6	223	2325			x		x		M		A	Green	2	C3AZ 5310-B
64	A(54E)	6	223	2325			x		x			P	N	Green	2	C3AZ 5310-B
64	A(54E)-H/D	6	223	2225	x						M	P	N	Purple	2	▲★C0AA 5310-G
64	A(54E)-H/D	6	223	2225			x		x		M		N	Purple	2	▲★C0AA 5310-G

% Add B8E 5355-A Shim for Heavy Duty and Air Conditioning ▲ Replaced by C0AA 5310-F

@ Replaced by C1MM 5310-L ● Recommended to be serviced in pairs only

5310 - continued

1964 FRONT SPRING APPLICATION CHART

YEAR	MODEL	ENGINE		LOAD (LBS.)	TRANSMISSION							STRG.		A/C	MARKINGS	QTY.	PART NUMBER
		CYL.	C.I.D.		3/S	4/S	O/D	F/M/2	C4	C/M	M A N U A L	P O W E R					
FORD LINE - MODEL SYMBOL "A"																	
64	A(54E)-H/D	6	223	2325	x							M	P	A	1 Gray or 2 Green	2	●C0AA 5310-F
64	A(54E)-H/D	6	223	2325			x		x			M		A	1 Gray or 2 Green	2	●C0AA 5310-F
64	A(54E)-H/D	6	223	2325			x		x				P	N	1 Gray or 2 Green	2	●C0AA 5310-F
64	A(54E)-H/D	6	223	2425			x		x				P	A	1 Orange or 2 Red	2	C0AA 5310-E
64	A(54E)-P/I	6	223	2425	x		x		x			M	P	A	2 Gold	2	C3AZ 5310-D
64	A(54E)-P/I	6	223	2425			x		x				P	N	2 Gold	2	C3AZ 5310-D
64	A(54E)-Taxi	6	223	2225					x		x	M		N	Purple	2	▲★C0AA 5310-G
64	A(54E)-Taxi	6	223	2325					x		x		P	N	1 Gray or 2 Green	2	●C0AA 5310-F
64	A(54E)-Taxi	6	223	2325					x		x	M		A	1 Gray or 2 Green	2	●C0AA 5310-F
64	A(54E)-Taxi	6	223	2425					x		x		P	A	1 Orange or 2 Red	2	C0AA 5310-E
64	A(54E)	8	289	2225	x							M	P	N	Blue	2	★C0AA 5310-C
64	A(54E)	8	289	2225			x	x		x	x	M		N	Blue	2	★C0AA 5310-C
64	A(54E)	8	289	2425			x	x		x	x		P	A	Red	2	C3AZ 5310-A
64	A(54E)	8	289	2325	x							M	P	A	Green	2	C3AZ 5310-B
64	A(54E)	8	289	2325			x	x		x	x		P	N	Green	2	C3AZ 5310-B
64	A(54E)	8	289	2325			x	x		x	x	M		A	Green	2	C3AZ 5310-B
64	A(54E)-H/D	8	289	2425			x		x		x		P	A	1 Orange or 2 Red	2	C0AA 5310-E
64	A(54E)-H/D	8	289	2325	x							M	P	A	1 Gray or 2 Green	2	●C0AA 5310-F
64	A(54E)-H/D	8	289	2325			x		x		x	M		A	1 Gray or 2 Green	2	●C0AA 5310-F
64	A(54E)-H/D	8	289	2325			x		x		x		P	N	1 Gray or 2 Green	2	●C0AA 5310-F
64	A(54E)-H/D	8	289	2225	x							M	P	N	Purple	2	▲★C0AA 5310-G
64	A(54E)-H/D	8	289	2225			x						N	N	Purple	2	▲★C0AA 5310-G
64	A(54E)-P/I	8	289	2425	x	x	x		x	x	M	P	A	2 Gold	2	C3AZ 5310-D	
64	A(54E)-P/I	8	289	2425			x	x		x	x		P	N	2 Gold	2	C3AZ 5310-D
64	A(54E)-Taxi	8	289	2225					x		x	M		N	Purple	2	▲★C0AA 5310-G
64	A(54E)-Taxi	8	289	2325					x		x		P	N	1 Gray or 2 Green	2	●C0AA 5310-F
64	A(54E)-Taxi	8	289	2325					x		x	M		A	1 Gray or 2 Green	2	●C0AA 5310-F
64	A(54E)-Taxi	8	289	2425					x		x		P	A	1 Orange or 2 Red	2	C0AA 5310-E
64	A(54E)	8	352,390	2425	x	x	x				x	M	P	N	Red	2	C3AZ 5310-A
64	A(54E)	8	352,390	2550	x	x	x				x	M	P	A	Yellow	2	C0AA 5310-D
64	A(54E)-H/D	8	352,390	2425	x	x	x				x	M	P	N	2 Red & Orange	2	C0AA 5310-E
64	A(54E)-H/D	8	352,390	2525	x	x	x				x	M	P	A	2 Lavender	2	@★C1MM 5310-K
64	A(54E)-P/I	8	352,390	2425	x	x	x				x	M	P	N	2 Gold	2	C3AZ 5310-D
64	A(54E)-P/I	8	352,390	2425	x	x	x				x	M	P	A	2 Gold	2	①C3AZ 5310-D
64	A(54E)	8	427 4/B	2425	x							M		N	1 Orange or 2 Red	2	C0AA 5310-E
64	A(54E)	8	427 8/B	2425	x	x						M		N	1 Orange or 2 Red	2	C0AA 5310-E
64	A(54E)-P/I	8	427 4/B	2425	x	x						M		N	2 Gold	2	C3AZ 5310-D
64	A(54E)-P/I	8	427 8/B	2425	x							M		N	2 Gold	2	C3AZ 5310-D
64	A(57B)	6	223	2225	x							M		N	Blue	2	★C0AA 5310-C
64	A(57B)	6	223	2425	x		x		x			M	P	A	Red	2	C3AZ 5310-A
64	A(57B)	6	223	2325	x								P	N	Green	2	C3AZ 5310-B
64	A(57B)	6	223	2325			x		x			M	P	N	Green	2	C3AZ 5310-B
64	A(57B)-H/D	6	223	2225	x							M		N	Purple	2	▲★C0AA 5310-G
64	A(57B)-H/D	6	223	2325	x				x				P	N	1 Gray or 2 Green	2	●C0AA 5310-F
64	A(57B)-H/D	6	223	2325			x		x			M	P	N	1 Gray or 2 Green	2	●C0AA 5310-F
64	A(57B)-H/D	6	223	2425	x		x		x			M	P	A	1 Orange or 2 Red	2	C0AA 5310-E
64	A(57B)-P/I	6	223	2425	x		x		x			M	P	A	2 Gold	2	C3AZ 5310-D
64	A(57B)-P/I	6	223	2425			x		x			M	P	N	2 Gold	2	C3AZ 5310-D
64	A(57B)-P/I	6	223	2425	x								P	N	2 Gold	2	C3AZ 5310-D
64	A(57B)-Taxi	6	223	2325					x		x	M	P	N	1 Gray or 2 Green	2	●C0AA 5310-F
64	A(57B)-Taxi	6	223	2425					x		x	M	P	A	1 Orange or 2 Red	2	C0AA 5310-E
64	A(57B)	8	289	2225	x							M		N	Blue	2	★C0AA 5310-C
64	A(57B)	8	289	2425	x	x	x		x	x	M	P	A	Red	2	C3AZ 5310-A	
64	A(57B)	8	289	2325			x	x		x	x	M	P	N	Green	2	C3AZ 5310-B
64	A(57B)	8	289	2325	x								P	N	Green	2	C3AZ 5310-B

① Add B8E 5355-A Shim for Heavy Duty and Air Conditioning @ Replaced by C1MM 5310-L ▲ Replaced by C0AA 5310-F
 ● Recommended to be serviced in pairs only

5310 - continued		1964 FRONT SPRING APPLICATION CHART															
YEAR	MODEL	ENGINE		LOAD (LBS.)	TRANSMISSION						STRG.		A/C	MARKINGS	QTY.	PART NUMBER	
		CYL.	C.I.D.		3/S	4/S	O/D	F/M/2	C4	C/M	M	P					
FORD LINE - MODEL SYMBOL "A"																	
64	A(57B)-H/D	8	289	2425	x		x		x	x	M	P	A	1 Orange or 2 Red	2	C0AA 5310-E	
64	A(57B)-H/D	8	289	2325	x							P	N	1 Gray or 2 Green	2	●C0AA 5310-F	
64	A(57B)-H/D	8	289	2325			x		x	x	M	P	N	1 Gray or 2 Green	2	●C0AA 5310-F	
64	A(57B)-H/D	8	289	2225	x						M		N	Purple	2	▲★C0AA 5310-G	
64	A(57B)-P/I	8	289	2425	x	x	x		x		M	P	A	2 Gold	2	C3AZ 5310-D	
64	A(57B)-P/I	8	289	2425	x	x					M	P	N	2 Gold	2	C3AZ 5310-D	
64	A(57B)-P/I	8	289	2425			x		x	x		P	N	2 Gold	2	C3AZ 5310-D	
64	A(57B)-Taxi	8	289	2325					x	x	M	P	N	1 Gray or 2 Green	2	●C0AA 5310-F	
64	A(57B)-Taxi	8	289	2425					x	x	M	P	A	1 Orange or 2 Red	2	C0AA 5310-E	
64	A(57B)	8	352,390	2525	x						M	P	A	Yellow	2	C0AA 5310-D	
64	A(57B)	8	352,390	2525		x	x			x		P	N	Yellow	2	C0AA 5310-D	
64	A(57B)	8	352,390	2525		x	x			x	M		A	Yellow	2	C0AA 5310-D	
64	A(57B)	8	352,390	2700		x	x			x		P	A	Silver	2	C1MM 5310-J	
64	A(57B)	8	352,390	2425	x						M	P	N	Red	2	C3AZ 5310-A	
64	A(57B)	8	352,390	2425		x	x			x	M		N	Red	2	C3AZ 5310-A	
64	A(57B)-H/D	8	352,390	2425	x						M	P	N	1 Orange or 2 Red	2	C0AA 5310-E	
64	A(57B)-H/D	8	352,390	2425		x	x			x	M		N	1 Orange or 2 Red	2	C0AA 5310-E	
64	A(57B)-H/D	8	352,390	2525			x			x	M	P	A	2 Lavender	2	@★C1MM 5310-K	
64	A(57B)-H/D	8	352,390	2525	x	x					M		A	2 Lavender	2	@★C1MM 5310-K	
64	A(57B)-H/D	8	352,390	2525		x	x			x		P	N	2 Lavender	2	@★C1MM 5310-K	
64	A(57B)-H/D	8	352,390	2600	x	x						P	A	2 Orange	2	●C1MM 5310-L	
64	A(57B)-P/I	8	352,390	2425	x	x					M	P	N	2 Gold	2	C3AZ 5310-D	
64	A(57B)-P/I	8	352,390	2425		x	x			x	M		N	2 Gold	2	C3AZ 5310-D	
64	A(57B)-P/I	8	352,390	2425		x	x			x		P	N	2 Gold	2	#C3AZ 5310-D	
64	A(57B)-P/I	8	352,390	2425	x	x	x			x	M	P	A	2 Gold	2	%C3AZ 5310-D	
64	A(57B)	8	427 4/B	2425	x						M		N	1 Orange or 2 Red	2	C0AA 5310-E	
64	A(57B)-P/I	8	427 4/B	2425	x						M		N	2 Gold	2	C3AZ 5310-D	
64	A(57B)-P/I	8	427 8/B	2425	x	x					M		N	2 Gold	2	C3AZ 5310-D	
64	A(57C)	8	289	2425		x			x	x	M		A	Red	2	C3AZ 5310-A	
64	A(57C)	8	289	2425					x	x		P	N	Red	2	C3AZ 5310-A	
64	A(57C)	8	289	2325		x					M	P	N	Green	2	C3AZ 5310-B	
64	A(57C)	8	289	2325					x	x	M		N	Green	2	C3AZ 5310-B	
64	A(57C)	8	289	2550		x			x	x		P	A	Yellow	2	C0AA 5310-D	
64	A(57C)-H/D	8	289	2325		x					M	P	N	1 Gray or 2 Green	2	●C0AA 5310-F	
64	A(57C)-H/D	8	289	2325					x	x	M		N	1 Gray or 2 Green	2	●C0AA 5310-F	
64	A(57C)-H/D	8	289	2425		x			x	x	M		A	1 Orange or 2 Red	2	C0AA 5310-E	
64	A(57C)-H/D	8	289	2425					x	x		P	N	1 Orange or 2 Red	2	C0AA 5310-E	
64	A(57C)-H/D	8	289	2525		x			x	x		P	A	2 Lavender	2	@★C1MM 5310-K	
64	A(57C)-P/I	8	289	2425		x			x	x	M	P	N	2 Gold	2	C3AZ 5310-D	
64	A(57C)-P/I	8	289	2425		x					M	P	A	2 Gold	2	C3AZ 5310-D	
64	A(57C)-P/I	8	289	2425							x	M		2 Gold	2	C3AZ 5310-D	
64	A(57C)-P/I	8	289	2425							x		P	2 Gold	2	%C3AZ 5310-D	
64	A(57C)	8	352,390	2550		x				x	M	P	N	Yellow	2	C0AA 5310-D	
64	A(57C)	8	352,390	2700		x				x	M	P	A	Silver	2	C1MM 5310-J	
64	A(57C)-H/D	8	352,390	2525		x					x	M	P	N	2 Lavender	2	@★C1MM 5310-K
64	A(57C)-H/D	8	352,390	2600		x					M	P	A	2 Orange	2	●C1MM 5310-L	
64	A(57C)-H/D	8	352,390	2600						x	M		A	2 Orange	2	●C1MM 5310-L	
64	A(57C)-H/D	8	352,390	2700						x		P	A	2 Silver	2	C1MM 5310-M	
64	A(57C)-P/I	8	352,390	2425	x	x	x			x	M		N	2 Gold	2	C3AZ 5310-D	
64	A(57C)-P/I	8	352,390	2425	x	x	x			x	M	P	A	2 Gold	2	%C3AZ 5310-D	
64	A(57C)-P/I	8	352,390	2425	x	x	x			x		P	N	2 Gold	2	#C3AZ 5310-D	
64	A(57C)	8	427 4/B	2525		x					M		N	2 Lavender	2	@★C1MM 5310-K	
64	A(57C)	8	427 8/B	2525		x					M		N	2 Lavender	2	@★C1MM 5310-K	

% Add B8E 5355-A Shim for Heavy Duty and Air Conditioning # Add B8E 5355-A Shim for Heavy Duty and Power Steering
 @ Replaced by C1MM 5310-L ▲ Replaced by C0AA 5310-F ● Recommended to be serviced in pairs only

5310 - continued

1964 FRONT SPRING APPLICATION CHART

YEAR	MODEL	ENGINE		LOAD (LBS.)	TRANSMISSION							STRG.		A/C	MARKINGS	QTY.	PART NUMBER
		CYL.	C.I.D.		3/S	4/S	O/D	F/M/Z	C4	C/M	M A N U A L	P O W E R					
FORD LINE - MODEL SYMBOL 'A'																	
64	A(62A)	6	223	2225	x		x				x	M	P	N	Blue	2	*C0AA 5310-C
64	A(62A)	6	223	2425			x			x			P	A	Red	2	C3AZ 5310-A
64	A(62A)	6	223	2325	x							M	P	A	Green	2	C3AZ 5310-B
64	A(62A)	6	223	2325								M	P	A	Green	2	C3AZ 5310-B
64	A(62A)-H/D	6	223	2425			x			x			P	A	1 Orange or 2 Red	2	C0AA 5310-E
64	A(62A)-H/D	6	223	2325	x							M	P	A	1 Gray or 2 Green	2	●C0AA 5310-F
64	A(62A)-H/D	6	223	2325			x			x		M		A	1 Gray or 2 Green	2	●C0AA 5310-F
64	A(62A)-H/D	6	223	2225	x		x			x		M	P	N	Purple	2	▲*C0AA 5310-G
64	A(62A)-P/I	6	223	2425	x							M	P	A	2 Gold	2	C3AZ 5310-D
64	A(62A)-P/I	6	223	2425			x			x			P	A	2 Gold	2	C3AZ 5310-D
64	A(62A)-Taxi	6	223	2225						x		M	P	N	Purple	2	▲*C0AA 5310-G
64	A(62A)-Taxi	6	223	2325						x		M	P	A	1 Gray or 2 Green	2	●C0AA 5310-F
64	A(62A)	8	289	2225	x		x			x		M	P	N	Blue	2	*C0AA 5310-C
64	A(62A)	8	289	2425			x			x			P	A	Red	2	C3AZ 5310-A
64	A(62A)	8	289	2325	x	x						M	P	A	Green	2	C3AZ 5310-B
64	A(62A)	8	289	2325			x					M		A	Green	2	C3AZ 5310-B
64	A(62A)-H/D	8	289	2425			x			x	x		P	A	1 Orange or 2 Red	2	C0AA 5310-E
64	A(62A)-H/D	8	289	2325	x							M	P	A	1 Gray or 2 Green	2	●C0AA 5310-F
64	A(62A)-H/D	8	289	2325			x			x	x	M		A	1 Gray or 2 Green	2	●C0AA 5310-F
64	A(62A)-H/D	8	289	2225	x		x			x	x	M	P	N	Purple	2	▲*C0AA 5310-G
64	A(62A)-P/I	8	289	2425	x	x						M	P	A	2 Gold	2	C3AZ 5310-D
64	A(62A)-P/I	8	289	2425			x			x	x		P	A	2 Gold	2	C3AZ 5310-D
64	A(62A)-Taxi	8	289	2225						x	x	M	P	N	Purple	2	▲*C0AA 5310-G
64	A(62A)-Taxi	8	289	2325						x	x	M	P	A	1 Gray or 2 Green	2	●C0AA 5310-F
64	A(62A)	8	352,390	2550	x								P	A	Yellow	2	C0AA 5310-D
64	A(62A)	8	352,390	2550			x					M	P	A	Yellow	2	C0AA 5310-D
64	A(62A)	8	352,390	2425			x					M	P	N	Red	2	C3AZ 5310-A
64	A(62A)	8	352,390	2425	x								P	N	Red	2	C3AZ 5310-A
64	A(62A)	8	352,390	2425	x							M		A	Red	2	C3AZ 5310-A
64	A(62A)	8	352,390	2325	x							M		N	Green	2	C3AZ 5310-B
64	A(62A)-H/D	8	352,390	2325	x							M		N	1 Gray or 2 Green	2	●C0AA 5310-F
64	A(62A)-H/D	8	352,390	2425	x							M		A	1 Orange or 2 Red	2	C0AA 5310-E
64	A(62A)-H/D	8	352,390	2425	x								P	N	1 Orange or 2 Red	2	C0AA 5310-E
64	A(62A)-H/D	8	352,390	2425			x	x			x	M	P	N	1 Orange or 2 Red	2	C0AA 5310-E
64	A(62A)-H/D	8	352,390	2525			x	x			x	M	P	A	2 Lavender	2	@*C1MM 5310-K
64	A(62A)-H/D	8	352,390	2525	x								P	A	2 Lavender	2	@*C1MM 5310-K
64	A(62A)-P/I	8	352,390	2425	x							M	P	N	2 Gold	2	C3AZ 5310-D
64	A(62A)-P/I	8	352,390	2425	x							M		A	2 Gold	2	C3AZ 5310-D
64	A(62A)-P/I	8	352,390	2425	x								P	A	2 Gold	2	%C3AZ 5310-D
64	A(62A)	8	427 4/B	2425	x	x						M		N	1 Orange or 2 Red	2	C0AA 5310-E
64	A(62A)	8	427 8/B	2425	x	x						M		N	1 Orange or 2 Red	2	C0AA 5310-E
64	A(62A)-P/I	8	427 4/B	2425	x	x						M		N	2 Gold	2	C3AZ 5310-D
64	A(62A)-P/I	8	427 8/B	2425	x	x						M		N	2 Gold	2	C3AZ 5310-D
64	A(62B)	6	223	2225	x		x			x		M	P	N	Blue	2	*C0AA 5310-C
64	A(62B)	6	223	2325	x		x			x		M	P	A	Green	2	C3AZ 5310-B
64	A(62B)-H/D	6	223	2225	x		x			x		M	P	N	Purple	2	▲*C0AA 5310-G
64	A(62B)-H/D	6	223	2325	x		x			x		M	P	A	1 Gray or 2 Green	2	●C0AA 5310-F
64	A(62B)-P/I	6	223	2425	x		x			x		M	P	A	2 Gold	2	C3AZ 5310-D
64	A(62B)-Taxi	6	223	2225						x		M	P	N	Purple	2	▲*C0AA 5310-G
64	A(62B)-Taxi	6	223	2325						x		M	P	A	1 Gray or 2 Green	2	●C0AA 5310-F
64	A(62B)	8	289	2225	x	x	x			x	x	M	P	N	Blue	2	*C0AA 5310-C
64	A(62B)	8	289	2325	x	x	x			x	x	M	P	A	Green	2	C3AZ 5310-B
64	A(62B)-H/D	8	289	2225	x		x			x	x	M	P	N	Purple	2	▲*C0AA 5310-G
64	A(62B)-H/D	8	289	2325	x		x			x	x	M	P	A	1 Gray or 2 Green	2	●C0AA 5310-F

% Add B8E 5355-A Shim for Heavy Duty and Air Conditioning @ Replaced by C1MM 5310-L ▲ Replaced by C0AA 5310-F
 ● Recommended to be serviced in pairs only

5310 - continued		1964 FRONT SPRING APPLICATION CHART															
YEAR	MODEL	ENGINE		LOAD (LBS.)	TRANSMISSION							STRG.		A/C	MARKINGS	QTY.	PART NUMBER
		CYL.	C.I.D.		3/S	4/S	O/D	F/M/2	C4	C/M	M A N U A L	P O W E R					
FORD LINE - MODEL SYMBOL "A"																	
64	A(62B)-P/I	8	289	2425	x	x	x		x	x	M	P	A	2 Gold	2	C3AZ 5310-D	
64	A(62B)-Taxi	8	289	2225					x	x	M	P	N	Purple	2	▲★C0AA 5310-G	
64	A(62B)-Taxi	8	289	2325					x	x	M	P	A	1 Gray or 2 Green	2	●C0AA 5310-F	
64	A(62B)	8	352,390	2550	x							P	A	Yellow	2	C0AA 5310-D	
64	A(62B)	8	352,390	2525		x	x			x	M	P	A	Yellow	2	C0AA 5310-D	
64	A(62B)	8	352,390	2425	x	x						P	N	Red	2	C3AZ 5310-A	
64	A(62B)	8	352,390	2425	x						M		A	Red	2	C3AZ 5310-A	
64	A(62B)	8	352,390	2425			x			x	M	P	N	Red	2	C3AZ 5310-A	
64	A(62B)	8	352,390	2325	x	x					M		N	Green	2	C3AZ 5310-B	
64	A(62B)-H/D	8	352,390	2325	x	x					M		N	1 Gray or 2 Green	2	●C0AA 5310-F	
64	A(62B)-H/D	8	352,390	2425			x			x	M	P	N	1 Orange or 2 Red	2	C0AA 5310-E	
64	A(62B)-H/D	8	352,390	2425	x	x					P	N	N	1 Orange or 2 Red	2	C0AA 5310-E	
64	A(62B)-H/D	8	352,390	2425	x						M		A	1 Orange or 2 Red	2	C0AA 5310-E	
64	A(62B)-H/D	8	352,390	2425	x	x					P	A	A	2 Lavender	2	@★C1MM 5310-K	
64	A(62B)-H/D	8	352,390	2425			x			x	M	P	A	2 Lavender	2	@★C1MM 5310-K	
64	A(62B)-P/I	8	352,390	2425	x	x	x			x	M	P	N	2 Gold	2	C3AZ 5310-D	
64	A(62B)-P/I	8	352,390	2425	x						M		A	2 Gold	2	C3AZ 5310-D	
64	A(62B)-P/I	8	352,390	2425		x					P	A	A	2 Gold	2	①C3AZ 5310-D	
64	A(62B)-P/I	8	352,390	2425			x			x	M	P	A	2 Gold	2	②C3AZ 5310-D	
64	A(62B)	8	427 4/B	2425	x	x					M		N	1 Orange or 2 Red	2	C0AA 5310-E	
64	A(62B)	8	427 8/B	2425	x	x					M		N	1 Orange or 2 Red	2	C0AA 5310-E	
64	A(62B)-P/I	8	427 4/B	2425	x	x					M		N	2 Gold	2	C3AZ 5310-D	
64	A(62B)-P/I	8	427 8/B	2425	x	x					M		N	2 Gold	2	C3AZ 5310-D	
64	A(62E)	6	223	2225	x		x		x		M	P	N	Blue	2	★C0AA 5310-C	
64	A(62E)	6	223	2325	x		x		x		M	P	A	Green	2	C3AZ 5310-B	
64	A(62E)-H/D	6	223	2225	x		x		x		M	P	N	Purple	2	▲★C0AA 5310-G	
64	A(62E)-H/D	6	223	2325	x		x		x		M	P	A	1 Gray or 2 Green	2	●C0AA 5310-F	
64	A(62E)-P/I	6	223	2425	x		x		x		M	P	A	2 Gold	2	C3AZ 5310-D	
64	A(62E)-Taxi	6	223	2225				x		x	M	P	N	Purple	2	▲★C0AA 5310-G	
64	A(62E)-Taxi	6	223	2325				x		x	M	P	A	1 Gray or 2 Green	2	●C0AA 5310-F	
64	A(62E)	8	289	2225	x	x	x		x	x	M	P	N	Blue	2	★C0AA 5310-C	
64	A(62E)	8	289	2325	x	x	x		x	x	M	P	A	Green	2	C3AZ 5310-B	
64	A(62E)-H/D	8	289	2225	x	x	x		x	x	M	P	N	Purple	2	▲★C0AA 5310-G	
64	A(62E)-H/D	8	289	2325	x	x	x		x	x	M	P	A	1 Gray or 2 Green	2	●C0AA 5310-F	
64	A(62E)-P/I	8	289	2425	x	x	x		x	x	M	P	A	2 Gold	2	C3AZ 5310-D	
64	A(62E)-Taxi	8	289	2225				x	x	x	M	P	N	Purple	2	▲★C0AA 5310-G	
64	A(62E)-Taxi	8	289	2325				x	x	x	M	P	A	1 Gray or 2 Green	2	●C0AA 5310-F	
64	A(62E)	8	352,390	2550	x						P	A	A	Yellow	2	C0AA 5310-D	
64	A(62E)	8	352,390	2550		x	x			x	M	P	A	Yellow	2	C0AA 5310-D	
64	A(62E)	8	352,390	2425	x	x					P	N	A	Red	2	C3AZ 5310-A	
64	A(62E)	8	352,390	2425	x						M		A	Red	2	C3AZ 5310-A	
64	A(62E)	8	352,390	2425			x			x	M	P	N	Red	2	C3AZ 5310-A	
64	A(62E)	8	352,390	2325	x	x					M		N	Green	2	C3AZ 5310-B	
64	A(62E)-H/D	8	352,390	2325	x	x					M		N	1 Gray or 2 Green	2	●C0AA 5310-F	
64	A(62E)-H/D	8	352,390	2425	x	x					P	N	A	1 Orange or 2 Red	2	C0AA 5310-E	
64	A(62E)-H/D	8	352,390	2425	x						M		A	1 Orange or 2 Red	2	C0AA 5310-E	
64	A(62E)-H/D	8	352,390	2425			x			x	M	P	N	1 Orange or 2 Red	2	C0AA 5310-E	
64	A(62E)-H/D	8	352,390	2525	x						P	A	A	2 Lavender	2	@★C1MM 5310-K	
64	A(62E)-H/D	8	352,390	2525		x	x			x	M	P	A	2 Lavender	2	@★C1MM 5310-K	
64	A(62E)-P/I	8	352,390	2425	x	x					M	P	N	2 Gold	2	C3AZ 5310-D	
64	A(62E)-P/I	8	352,390	2425	x						M		A	2 Gold	2	C3AZ 5310-D	
64	A(62E)-P/I	8	352,390	2425	x						P	A	A	2 Gold	2	①C3AZ 5310-D	
64	A(62E)-P/I	8	352,390	2425		x	x			x	M	P	A	2 Gold	2	②C3AZ 5310-D	

① Add B6E 5355-A Shim for Heavy Duty and Air Conditioning @ Replaced by C1MM 5310-L ▲ Replaced by C0AA 5310-F

● Recommended to be serviced in pairs only

FORD CAR PARTS

5310 - continued		1964 FRONT SPRING APPLICATION CHART															
YEAR	MODEL	ENGINE		LOAD (LBS.)	TRANSMISSION						STRG.		A/C	MARKINGS	QTY.	PART NUMBER	
		CYL.	C.I.D.		3/S	4/S	O/D	F/M/2	C4	C/M	M A N U A L	P O W E R					
FORD LINE - MODEL SYMBOL "A"																	
64	A(62E)	8	427 4/B	2425	x	x						M	N	1 Orange or 2 Red	2	C0AA 5310-E	
64	A(62E)	8	427 8/B	2425	x	x						M	N	1 Orange or 2 Red	2	C0AA 5310-E	
64	A(62E)-P/I	8	427 4/B	2425	x	x						M	N	2 Gold	2	C3AZ 5310-D	
64	A(62E)-P/I	8	427 8/B	2425	x	x						M	N	2 Gold	2	C3AZ 5310-D	
64	A(63B)	6	223	2225	x							M	P	N	Blue	2	*C0AA 5310-C
64	A(63B)	6	223	2225			x		x			M	N	Blue	2	*C0AA 5310-C	
64	A(63B)	6	223	2425			x		x			P	A	Red	2	C3AZ 5310-A	
64	A(63B)	6	223	2325	x							M	P	A	Green	2	C3AZ 5310-B
64	A(63B)	6	223	2325			x		x			P	N	Green	2	C3AZ 5310-B	
64	A(63B)	6	223	2325			x		x			M	A	Green	2	C3AZ 5310-B	
64	A(63B)-H/D	6	223	2425			x		x			P	A	1 Orange or 2 Red	2	C0AA 5310-E	
64	A(63B)-H/D	6	223	2325	x							M	P	A	1 Gray or 2 Green	2	●C0AA 5310-F
64	A(63B)-H/D	6	223	2325			x		x			P	N	1 Gray or 2 Green	2	●C0AA 5310-F	
64	A(63B)-H/D	6	223	2325			x		x			M	A	1 Gray or 2 Green	2	●C0AA 5310-F	
64	A(63B)-H/D	6	223	2225	x							M	P	N	Purple	2	▲*C0AA 5310-G
64	A(63B)-H/D	6	223	2225			x		x			M	N	Purple	2	▲*C0AA 5310-G	
64	A(63B)-P/I	6	223	2425	x		x		x			M	P	A	2 Gold	2	C3AZ 5310-D
64	A(63B)-P/I	6	223	2425			x		x			P	N	2 Gold	2	C3AZ 5310-D	
64	A(63B)-Taxi	6	223	2225				x		x		M	N	Purple	2	▲*C0AA 5310-G	
64	A(63B)-Taxi	6	223	2325				x		x		P	N	1 Gray or 2 Green	2	●C0AA 5310-F	
64	A(63B)-Taxi	6	223	2325				x		x		M	A	1 Gray or 2 Green	2	●C0AA 5310-F	
64	A(63B)-Taxi	6	223	2425				x		x		P	A	1 Orange or 2 Red	2	C0AA 5310-E	
64	A(63B)	8	289	2225	x							M	P	N	Blue	2	*C0AA 5310-C
64	A(63B)	8	289	2225			x		x			M	N	Blue	2	*C0AA 5310-C	
64	A(63B)	8	289	2425			x		x			P	A	Red	2	C3AZ 5310-A	
64	A(63B)	8	289	2325	x							M	P	A	Green	2	C3AZ 5310-B
64	A(63B)	8	289	2325			x		x			P	N	Green	2	C3AZ 5310-B	
64	A(63B)	8	289	2325			x		x			M	A	Green	2	C3AZ 5310-B	
64	A(63B)-H/D	8	289	2425			x		x			P	A	1 Orange or 2 Red	2	C0AA 5310-E	
64	A(63B)-H/D	8	289	2325	x							M	P	A	1 Gray or 2 Green	2	●C0AA 5310-F
64	A(63B)-H/D	8	289	2325			x		x			P	N	1 Gray or 2 Green	2	●C0AA 5310-F	
64	A(63B)-H/D	8	289	2325			x		x			M	A	1 Gray or 2 Green	2	●C0AA 5310-F	
64	A(63B)-H/D	8	289	2225	x							M	P	N	Purple	2	▲*C0AA 5310-G
64	A(63B)-H/D	8	289	2225			x		x			M	N	Purple	2	▲*C0AA 5310-G	
64	A(63B)-P/I	8	289	2425	x		x		x			M	P	A	2 Gold	2	C3AZ 5310-D
64	A(63B)-P/I	8	289	2425			x		x			P	N	2 Gold	2	C3AZ 5310-D	
64	A(63B)-Taxi	8	289	2425				x		x		P	A	1 Orange or 2 Red	2	C0AA 5310-E	
64	A(63B)-Taxi	8	289	2325				x		x		P	N	1 Gray or 2 Green	2	●C0AA 5310-F	
64	A(63B)-Taxi	8	289	2325				x		x		M	A	1 Gray or 2 Green	2	●C0AA 5310-F	
64	A(63B)-Taxi	8	289	2225				x		x		M	N	Purple	2	▲*C0AA 5310-G	
64	A(63B)	8	352,390	2425	x	x	x			x		M	P	N	Red	2	C3AZ 5310-A
64	A(63B)	8	352,390	2550	x	x	x			x		M	P	A	Yellow	2	C0AA 5310-D
64	A(63B)-H/D	8	352,390	2425	x	x	x			x		M	P	N	1 Orange or 2 Red	2	C0AA 5310-E
64	A(63B)-H/D	8	352,390	2525	x	x						M	P	A	2 Lavender	2	@*C1MM 5310-K
64	A(63B)-H/D	8	352,390	2525			x			x		M	A	2 Lavender	2	@*C1MM 5310-K	
64	A(63B)-H/D	8	352,390	2600			x			x		P	A	2 Orange	2	●C1MM 5310-L	
64	A(63B)-P/I	8	352,390	2425	x	x	x			x		M	P	N	2 Gold	2	C3AZ 5310-D
64	A(63B)-P/I	8	352,390	2425	x	x	x			x		M	P	A	2 Gold	2	%C3AZ 5310-D
64	A(63B)	8	427 4/B	2425	x	x						M	N	1 Orange or 2 Red	2	C0AA 5310-E	
64	A(63B)	8	427 8/B	2425	x	x						M	N	1 Orange or 2 Red	2	C0AA 5310-E	
64	A(63C)	8	289	2325			x		x			M	P	N	Green	2	C3AZ 5310-B
64	A(63C)	8	289	2425			x		x			M	P	A	Red	2	C3AZ 5310-A
64	A(63C)-H/D	8	289	2325			x		x			M	P	N	1 Gray or 2 Green	2	●C0AA 5310-F
64	A(63C)-H/D	8	289	2425			x		x			M	P	A	1 Orange or 2 Red	2	C0AA 5310-E

% Add B8E 5355-A Shim for Heavy Duty and Air Conditioning @ Replaced by C1MM 5310-L ▲ Replaced by C0AA 5310-F
 ● Recommended to be serviced in pairs only

5310 - continued

1964 FRONT SPRING APPLICATION CHART

YEAR	MODEL	ENGINE		LOAD (LBS.)	TRANSMISSION						STRG.		A/C	MARKINGS	QTY.	PART NUMBER	
		CYL.	C.I.D.		3/S	4/S	O/D	F/M	2	C4	C/M	M A N U A L					P O W E R
FORD LINE - MODEL SYMBOL "A"																	
64	A(63C)-P/I	8	289	2425		x						M	P	N	2 Gold	2	C3AZ 5310-D
64	A(63C)-P/I	8	289	2425		x						M	P	A	2 Gold	2	C3AZ 5310-D
64	A(63C)	8	352,390	2425		x				x		M		N	Red	2	C3AZ 5310-A
64	A(63C)	8	352,390	2550		x				x			P	N	Yellow	2	C0AA 5310-D
64	A(63C)	8	352,390	2550		x				x		M		A	Yellow	2	C0AA 5310-D
64	A(63C)	8	352,390	2700		x				x			P	A	Silver	2	C1MM 5310-J
64	A(63C)-H/D	8	352,390	2425		x				x		M		N	1 Orange or 2 Red	2	C0AA 5310-E
64	A(63C)-H/D	8	352,390	2525		x						M		A	2 Lavender	2	@*C1MM 5310-K
64	A(63C)-H/D	8	352,390	2525		x							P	N	2 Lavender	2	@*C1MM 5310-K
64	A(63C)-H/D	8	352,390	2600		x							P	A	2 Orange	2	●C1MM 5310-L
64	A(63C)-H/D	8	352,390	2600		x				x		M	P	A	2 Orange	2	●C1MM 5310-L
64	A(63C)-P/I	8	352,390	2425		x						M	P	N	2 Gold	2	C3AZ 5310-D
64	A(63C)-P/I	8	352,390	2425		x					x	M	N	N	2 Gold	2	C3AZ 5310-D
64	A(63C)-P/I	8	352,390	2425		x				x		M	P	A	2 Gold	2	%C3AZ 5310-D
64	A(63C)	8	427 4/B	2525		x						M		N	2 Lavender	2	@*C1MM 5310-K
64	A(63C)	8	427 8/B	2525		x						M		N	2 Lavender	2	@*C1MM 5310-K
64	A(63C)-P/I	8	427 4/B	2425		x						M	N	N	2 Gold	2	C3AZ 5310-D
64	A(63C)-P/I	8	427 8/B	2425		x						M		N	2 Gold	2	\$C3AZ 5310-D
64	A(71)	6	223	2225	x	x		x				M	P	N	Blue	2	*C0AA 5310-C
64	A(71)	6	223	2325	x	x		x				M	P	A	Green	2	C3AZ 5310-B
64	A(71)-H/D	6	223	2225	x	x		x				M	P	N	Purple	2	▲*C0AA 5310-G
64	A(71)-H/D	6	223	2325	x	x		x				M	P	A	1 Gray or 2 Green	2	●C0AA 5310-F
64	A(71)-Taxi	6	223	2225					x		x	M	P	N	Purple	2	▲*C0AA 5310-G
64	A(71)-Taxi	6	223	2325					x		x	M	P	A	1 Gray or 2 Green	2	●C0AA 5310-F
64	A(71)	8	289	2225	x	x	x		x	x		M	P	N	Blue	2	*C0AA 5310-C
64	A(71)	8	289	2325	x	x	x		x	x		M	P	A	Green	2	C3AZ 5310-B
64	A(71)-H/D	8	289	2225	x	x		x	x			M	P	N	Purple	2	▲*C0AA 5310-G
64	A(71)-H/D	8	289	2325	x	x		x	x			M	P	A	1 Gray or 2 Green	2	●C0AA 5310-F
64	A(71)-Taxi	8	289	2225					x	x		M	P	N	Purple	2	▲*C0AA 5310-G
64	A(71)-Taxi	8	289	2325					x	x		M	P	A	1 Gray or 2 Green	2	●C0AA 5310-F
64	A(71)	8	352,390	2550	x	x							P	A	Yellow	2	C0AA 5310-D
64	A(71)	8	352,390	2550			x			x		M	P	A	Yellow	2	C0AA 5310-D
64	A(71)	8	352,390	2425	x							M		A	Red	2	C3AZ 5310-A
64	A(71)	8	352,390	2325	x	x						M		N	Green	2	C3AZ 5310-B
64	A(71)-H/D	8	352,390	2425	x							M		A	1 Orange or 2 Red	2	C0AA 5310-E
64	A(71)-H/D	8	352,390	2425		x	x			x			P	N	1 Orange or 2 Red	2	C0AA 5310-E
64	A(71)-H/D	8	352,390	2325	x	x						M		N	1 Gray or 2 Green	2	●C0AA 5310-F
64	A(71)-H/D	8	352,390	2525	x	x							P	A	2 Lavender	2	@*C1MM 5310-K
64	A(71)-H/D	8	352,390	2525			x						P	A	2 Lavender	2	@*C1MM 5310-K
64	A(71C)	8	352,390	2325	x								P	N	Green	2	C3AZ 5310-B
64	A(except 71C)	8	352,390	2425	x	x	x			x			P	N	Red	2	C3AZ 5310-A
64	A(71C)-H/D	8	352,390	2325	x								P	N	1 Gray or 2 Green	2	●C0AA 5310-F
64	A(except 71C)-H/D	8	352,390	2425	x								P	N	1 Orange or 2 Red	2	C0AA 5310-E
64	A(71A-C)	8	352,390	2425		x						M		A	Red	2	C3AZ 5310-A
64	A(71A-C)	8	352,390	2325			x			x		M		N	Green	2	C3AZ 5310-B
64	A(71A-C)-H/D	8	352,390	2425		x						M		A	1 Orange or 2 Red	2	C0AA 5310-E
64	A(71A-C)-H/D	8	352,390	2325			x			x		M		N	1 Gray or 2 Green	2	●C0AA 5310-F
64	A(71A,C)-P/I	8	352,390	2425		x						M		A	2 Gold	2	C3AZ 5310-D
64	A(71B-E)	8	352,390	2550		x						M		A	Yellow	2	C0AA 5310-D
64	A(71B-E)	8	352,390	2425			x			x		M		N	Red	2	C3AZ 5310-A
64	A(71B-E)-H/D	8	352,390	2425			x			x		M		N	1 Orange or 2 Red	2	C0AA 5310-E
64	A(71B-E)-H/D	8	352,390	2525		x						M		A	2 Lavender	2	@*C1MM 5310-K
64	A(71B,E)-P/I	8	352,390	2425		x						M		A	2 Gold	2	%C3AZ 5310-D

§ Add B8E 5355-A Shim for Heavy Duty usage

% Add B8E 5355-A Shim for Heavy Duty and Air Conditioning

@ Replaced by C1MM 5310-L

▲ Replaced by C0AA 5310-F

● Recommended to be serviced in pairs only

5310 - continued		1964 FRONT SPRING APPLICATION CHART															
YEAR	MODEL	ENGINE		LOAD (LBS.)	TRANSMISSION						STRG.		A/C	MARKINGS	QTY.	PART NUMBER	
		CYL.	C.I.D.		3/S	4/S	O/D	F/M/2	C4	C/M	M A N U A L	P O W E R					
FORD LINE - MODEL SYMBOL "A"																	
64	A(71A,B,C,E)-P/I	8	352,390	2425	x	x	x				x	M	P	N	2 Gold	2	C3AZ 5310-D
64	A(71A,B,C,E)-P/I	8	352,390	2425	x							M		A	2 Gold	2	C3AZ 5310-D
64	A(71A,B,C,E)-P/I	8	352,390	2425	x	x						P	A	2 Gold	2	%C3AZ 5310-D	
64	A(71A,B,C,E)-P/I	8	352,390	2425			x				x	M	P	A	2 Gold	2	%C3AZ 5310-D
64	A(76A)	6	223	2325	x							M		N	Green	2	C3AZ 5310-B
64	A(76A)	6	223	2425	x								P	N	Red	2	C3AZ 5310-A
64	A(76A)	6	223	2425	x							M		A	Red	2	C3AZ 5310-A
64	A(76A)	6	223	2550	x								P	A	Yellow	2	C0AA 5310-D
64	A(76A)-H/D	6	223	2425	x								P	N	1 Orange or 2 Red	2	C0AA 5310-E
64	A(76A)-H/D	6	223	2425	x							M		A	1 Orange or 2 Red	2	C0AA 5310-E
64	A(76A)-H/D	6	223	2425			x			x		M	P	N	1 Orange or 2 Red	2	C0AA 5310-E
64	A(76A)-H/D	6	223	2325	x							M		N	1 Gray or 2 Green	2	●C0AA 5310-F
64	A(76A)-H/D	6	223	2525	x								P	A	2 Lavender	2	@★C1MM 5310-K
64	A(76A)-H/D	6	223	2525			x			x		M	P	A	2 Lavender	2	@★C1MM 5310-K
64	A(76A)-P/I	6	223	2425	x		x			x		M	P	N	2 Gold	2	C3AZ 5310-D
64	A(76A)-P/I	6	223	2425	x								M	A	2 Gold	2	C3AZ 5310-D
64	A(76A)-P/I	6	223	2425	x								P	A	2 Gold	2	%C3AZ 5310-D
64	A(76A)-P/I	6	223	2425			x			x		M	P	A	2 Gold	2	%C3AZ 5310-D
64	A(76A)-Taxi	6	223	2425						x		M	P	N	1 Orange or 2 Red	2	C0AA 5310-E
64	A(76A)-Taxi	6	223	2525						x		M	P	A	2 Lavender	2	@★C1MM 5310-K
64	A(76A)	8	289	2550	x								P	A	Yellow	2	C0AA 5310-D
64	A(76A)	8	289	2550			x	x		x	x	M	P	A	Yellow	2	C0AA 5310-D
64	A(76A)	8	289	2425	x								P	N	Red	2	C3AZ 5310-A
64	A(76A)	8	289	2425	x							M		A	Red	2	C3AZ 5310-A
64	A(76A)	8	289	2425			x	x		x	x	M	P	N	Red	2	C3AZ 5310-A
64	A(76A)	8	289	2325	x							M		N	Green	2	C3AZ 5310-B
64	A(76A)-H/D	8	289	2425	x							M		A	1 Orange or 2 Red	2	C0AA 5310-E
64	A(76A)-H/D	8	289	2425	x								P	N	1 Orange or 2 Red	2	C0AA 5310-E
64	A(76A)-H/D	8	289	2425			x			x	x	M	P	N	1 Orange or 2 Red	2	C0AA 5310-E
64	A(76A)-H/D	8	289	2325	x							M		N	1 Gray or 2 Green	2	●C0AA 5310-F
64	A(76A)-H/D	8	289	2525	x								P	A	2 Lavender	2	@★C1MM 5310-K
64	A(76A)-H/D	8	289	2525			x			x	x	M	P	A	2 Lavender	2	@★C1MM 5310-K
64	A(76A)-P/I	8	289	2425	x	x	x			x	x	M	P	N	2 Gold	2	C3AZ 5310-D
64	A(76A)-P/I	8	289	2425	x								M	A	2 Gold	2	C3AZ 5310-D
64	A(76A)-P/I	8	289	2425	x								P	A	2 Gold	2	%C3AZ 5310-D
64	A(76A)-P/I	8	289	2425			x	x		x	x	M	P	A	2 Gold	2	%C3AZ 5310-D
64	A(76A)-Taxi	8	289	2425						x	x	M	P	N	1 Orange or 2 Red	2	C0AA 5310-E
64	A(76A)-Taxi	8	289	2525						x	x	M	P	A	2 Lavender	2	@★C1MM 5310-K
64	A(76A)	8	352,390	2550	x	x						M	P	N	Yellow	2	C0AA 5310-D
64	A(76A)	8	352,390	2550						x		M		N	Yellow	2	C0AA 5310-D
64	A(76A)	8	352,390	2700	x	x	x				x	M	P	A	Silver	2	C1MM 5310-J
64	A(76A)	8	352,390	2700			x						P	N	Silver	2	C1MM 5310-J
64	A(76A)-H/D	8	352,390	2525	x							M	P	N	2 Lavender	2	@★C1MM 5310-K
64	A(76A)-H/D	8	352,390	2525			x	x			x	M		N	2 Lavender	2	@★C1MM 5310-K
64	A(76A)-H/D	8	352,390	2600	x							M		A	2 Orange	2	●C1MM 5310-L
64	A(76A)-H/D	8	352,390	2600			x	x			x		P	N	2 Orange	2	●C1MM 5310-L
64	A(76A)-H/D	8	352,390	2700	x								P	A	2 Silver	2	C1MM 5310-M
64	A(76A)-H/D	8	352,390	2700			x	x			x	M	P	A	2 Silver	2	C1MM 5310-M
64	A(76A)-P/I	8	352,390	2425	x	x	x				x	M	P	N	2 Gold	2	\$C3AZ 5310-D
64	A(76A)-P/I	8	352,390	2425	x	x	x				x	M	P	A	2 Gold	2	\$C3AZ 5310-D
64	A(76A)	8	427 4/B	2525	x							M		N	2 Lavender	2	@★C1MM 5310-K
64	A(76A)	8	427 4/B	2600			x					M		N	2 Orange	2	●C1MM 5310-L
64	A(76A)	8	427 8/B	2600	x	x						M		N	2 Orange	2	●C1MM 5310-L
64	A(76A)-P/I	8	427 4/B	2425	x	x						M		N	2 Gold	2	\$C3AZ 5310-D
64	A(76A)-P/I	8	427 8/B	2425	x	x						M		N	2 Gold	2	\$C3AZ 5310-D

% Add B8E 5355-A Shim for Heavy Duty and Air Conditioning
 @ Replaced by C1MM 5310-L

\$ Add B8E 5355-A Shim for Heavy Duty usage
 ● Recommended to be serviced in pairs only

FORD CAR PARTS

5310 - continued		1964 FRONT SPRING APPLICATION CHART														
YEAR	MODEL	ENGINE		LOAD (LBS.)	TRANSMISSION						STRG.		A/C	MARKINGS	QTY.	PART NUMBER
		CYL.	C.I.D.		3/S	4/S	O/D	F/M/2	C4	C/M	M A N U A L	P O W E R				
FORD LINE - MODEL SYMBOL "A"																
64	A(76B)	8	289	2550	x								A	Yellow	2	C0AA 5310-D
64	A(76B)	8	289	2550					x	x	M	P	A	Yellow	2	C0AA 5310-D
64	A(76B)	8	289	2425	x						M		A	Red	2	C3AZ 5310-A
64	A(76B)	8	289	2425	x							P	N	Red	2	C3AZ 5310-A
64	A(76B)	8	289	2425					x	x	M	P	N	Red	2	C3AZ 5310-A
64	A(76B)	8	289	2325	x						M		N	Green	2	C3AZ 5310-B
64	A(76B)-H/D	8	289	2325	x						M		N	1 Gray or 2 Green	2	●C0AA 5310-F
64	A(76B)-H/D	8	289	2425	x						M		A	1 Orange or 2 Red	2	C0AA 5310-E
64	A(76B)-H/D	8	289	2425	x							P	N	1 Orange or 2 Red	2	C0AA 5310-E
64	A(76B)-H/D	8	289	2425					x	x	M	P	N	1 Orange or 2 Red	2	C0AA 5310-E
64	A(76B)-H/D	8	289	2525	x							P	A	2 Lavender	2	@★C1MM 5310-K
64	A(76B)-H/D	8	289	2525					x	x	M	P	A	2 Lavender	2	@★C1MM 5310-K
64	A(76B)-P/I	8	289	2425		x				x	M	P	N	2 Gold	2	C3AZ 5310-D
64	A(76B)-P/I	8	289	2425		x					M		A	2 Gold	2	C3AZ 5310-D
64	A(76B)-P/I	8	289	2425		x						P	A	2 Gold	2	%C3AZ 5310-D
64	A(76B)-P/I	8	289	2425					x	x	M	P	A	2 Gold	2	%C3AZ 5310-D
64	A(76B)	8	352,390	2550		x				x	M	P	N	Yellow	2	C0AA 5310-D
64	A(76B)	8	352,390	2700		x					M	P	A	Silver	2	C1MM 5310-J
64	A(76B)-H/D	8	352,390	2525		x					M	P	N	2 Lavender	2	@★C1MM 5310-K
64	A(76B)-H/D	8	352,390	2600		x						M	A	2 Orange	2	●C1MM 5310-L
64	A(76B)-H/D	8	352,390	2700		x						P	A	2 Silver	2	C1MM 5310-M
64	A(76B)-H/D	8	352,390	2525						x	M		N	2 Lavender	2	@★C1MM 5310-K
64	A(76B)-H/D	8	352,390	2600						x		P	N	2 Orange	2	●C1MM 5310-L
64	A(76B)-H/D	8	352,390	2700						x	M	P	A	2 Silver	2	C1MM 5310-M
64	A(76B)-P/I	8	352,390	2425		x				x	M	P	N	2 Gold	2	\$C3AZ 5310-D
64	A(76B)-P/I	8	352,390	2425		x				x	M		A	2 Gold	2	%C3AZ 5310-D
64	A(76B)	8	427 4/B	2600		x					M		N	2 Orange	2	●C1MM 5310-L
64	A(76B)	8	427 8/B	2600		x					M		N	2 Orange	2	●C1MM 5310-L
64	A(76B)-P/I	8	427 4/B	2425		x					M		N	2 Gold	2	\$C3AZ 5310-D
64	A(76B)-P/I	8	427 8/B	2425		x					M		N	2 Gold	2	\$C3AZ 5310-D
FAIRLANE - MODEL SYMBOL "B"																
64	B(54, 62) "Before 3/2/64"	6	170,200	1610	x		x				M	P	N	Blue	2	@★C2OZ 5310-E
64	B(54, 62) "Before 3/2/64"	6	170,200	1610					x		M		N	Blue	2	@★C2OZ 5310-E
64	B(54, 62) "Before 3/2/64"	6	170,200	1660					x			P	N	Orange	2	C2OZ 5310-F
64	B(54,62)R.H. "From 3/2/64"	6	170	1585	x		x				M	P	N	Orange	1	C4OZ 5310-A
64	B(54,62)L.H. "From 3/2/64"	6	170	1635	x		x				M	P	N	Red	1	C4OZ 5310-B
64	B(54, 62) "From 3/2/64"	6	170	1610					x			P	N	Blue	2	@★C2OZ 5310-E
64	B(54,62) "From 3/2/64"	6	170	1660					x			P	N	Orange	2	C2OZ 5310-F
64	B(54,62)R.H. "From 3/2/64"	6	200	1585					x		M		N	Orange	1	C4OZ 5310-A
64	B(54,62)L.H. "From 3/2/64"	6	200	1635					x		M		N	Red	1	C4OZ 5310-B
64	B(54,62)R.H. "From 3/2/64"	6	200	1635					x			P	N	Red	1	C4OZ 5310-B
64	B(54,62)L.H. "From 3/2/64"	6	200	1685					x			P	N	Brown	1	C4OZ 5310-C
64	B(54, 62) "From 3/2/64"	6	200	1610	x		x				M	P	N	Blue	2	@★C2OZ 5310-E

\$ Add B8E 5355-A Shim for Heavy Duty usage

% Add B8E 5355-A Shim for Heavy Duty and Air Conditioning

@ Replaced by C1MM 5310-L

⊕ Replaced by C4OZ 5310-B

● Recommended to be serviced in pairs only

5310 - continued			1964 FRONT SPRING APPLICATION CHART														
YEAR	MODEL	ENGINE		LOAD (LBS.)	TRANSMISSION						STRG.		A/C	MARKINGS	QTY.	PART NUMBER	
		CYL.	C.I.D.		3/S	4/S	O/D	F/M/2	C4	C/M	M A N U A L	P O W E R					
FAIRLANE - MODEL SYMBOL "B"																	
64	B(54, 62, 65)	8	260	1765	x							M	N	Orange	2	C30Z 5310-G	
64	B(54, 62, 65)	8	260	1815	x							P	N	Red	2	Δ★C30Z 5310-J	
64	B(54, 62, 65)	8	260	1815		x	x	x				M	P	N	Red	2	Δ★C30Z 5310-J
64	B(54, 62, 65)-H/D	8	260	1765	x							M	N	Pink	2	C30Z 5310-H	
64	B(54, 62, 65)-H/D	8	260	1815	x							P	N	White	2	C30Z 5310-K	
64	B(54, 62, 65)-H/D	8	260	1815		x	x	x				M	P	N	White	2	C30Z 5310-K
64	B(54, 62, 65)	8	289 2/B	1765	x							M	N	Orange	2	C30Z 5310-G	
64	B(54, 62, 65)	8	289 2/B	1815		x	x		x			M	P	N	Red	2	Δ★C30Z 5310-J
64	B(54, 62, 65)	8	289 2/B	1815	x							P	N	Red	2	Δ★C30Z 5310-J	
64	B(54, 62, 65)-H/D	8	289 2/B	1765	x							M	N	Pink	2	C30Z 5310-H	
64	B(54, 62, 65)-H/D	8	289 2/B	1815	x							P	N	White	2	C30Z 5310-K	
64	B(54, 62, 65)-H/D	8	289 2/B	1815		x	x		x			M	P	N	White	2	C30Z 5310-K
64	B(54, 62, 65)	8	289 4/B	1765	x							M	N	Pink	2	C30Z 5310-H	
64	B(54, 62, 65)	8	289 4/B	1815	x							P	N	White	2	C30Z 5310-K	
64	B(54, 62, 65)	8	289 4/B	1815		x	x		x			M	P	N	White	2	C30Z 5310-K
64	B(65) "Before 3/2/64"	6	170,200	1610	x		x					M	N	Blue	2	⊕★C20Z 5310-E	
64	B(65) "Before 3/2/64"	6	170,200	1660					x			M	N	Orange	2	C20Z 5310-F	
64	B(65) "Before 3/2/64"	6	170,200	1660	x		x	x				P	N	Orange	2	C20Z 5310-F	
64	B(65)R.H. "From 3/2/64"	6	170	1585	x		x					M	N	Orange	1	C40Z 5310-A	
64	B(65)L.H. "From 3/2/64"	6	170	1635	x		x					M	N	Red	1	C40Z 5310-B	
64	B(65)R.H. "From 3/2/64"	6	170	1635	x		x					P	N	Red	1	C40Z 5310-B	
64	B(65)L.H. "From 3/2/64"	6	170	1685	x		x					P	N	Brown	1	C40Z 5310-C	
64	B(65) "From 3/2/64"	6	170	1660					x			M	P	N	Orange	2	C20Z 5310-F
64	B(65) "From 3/2/64"	6	200	1610	x		x					M	N	Blue	2	⊕★C20Z 5310-E	
64	B(65) "From 3/2/64"	6	200	1660	x		x					P	N	Orange	2	C20Z 5310-F	
64	B(65)R.H. "From 3/2/64"	6	200	1635					x			M	P	N	Red	1	C40Z 5310-B
64	B(65)L.H. "From 3/2/64"	6	200	1685					x			M	P	N	Brown	1	C40Z 5310-C
64	B(71)	6	170,200	1550	x		x					M	P	N	Violet	2	C30Z 5310-A
64	B(71)	6	170,200	1550					x			M	N	Violet	2	C30Z 5310-A	
64	B(71) "Before 3/2/64"	6	170,200	1610					x			P	N	Yellow	2	C20Z 5310-A	
64	B(71) "From 3/2/64"	6	170	1610					x			P	N	Yellow	2	C20Z 5310-A	
64	B(71) "From 3/2/64"	6	200	1635					x			P	N	Red	2	C40Z 5310-B	
64	B(71)-H/D	6	170,200	1550	x		x					M	P	N	2 Yellow	2	C30Z 5310-C
64	B(71)-H/D	6	170,200	1550					x			M	N	2 Yellow	2	C30Z 5310-C	
64	B(71)-H/D	6	170,200	1610					x			P	N	Blue	2	⊕★C20Z 5310-E	
64	B(71)	8	260	1660	x							M	N	Green	2	C20Z 5310-B	
64	B(71)	8	260	1700	x							P	N	Brown	2	‡★C30Z 5310-B	
64	B(71)	8	260	1700		x	x	x				M	N	Brown	2	‡★C30Z 5310-B	
64	B(71)	8	260	1765					x			P	N	Orange	2	C30Z 5310-G	
64	B(71)-H/D	8	260	1660	x							M	N	Orange	2	C20Z 5310-F	
64	B(71)-H/D	8	260	1700		x						P	N	2 Green	2	&★C30Z 5310-D	
64	B(71)-H/D	8	260	1700		x	x					M	P	N	2 Green	2	&★C30Z 5310-D
64	B(71)-H/D	8	260	1700					x			M	N	2 Green	2	&★C30Z 5310-D	
64	B(71)-H/D	8	260	1765					x			P	N	Pink	2	C30Z 5310-H	
64	B(71)-H/D "Before 3/2/64"	8	260	1700		x	x					P	N	Brown	2	‡★C30Z 5310-B	
64	B(71)-H/D "From 3/2/64"	8	260	1635		x	x					P	N	Red	2	C40Z 5310-B	

‡ Replaced by C30Z 5310-K ⊕ Replaced by C40Z 5310-B Δ Mix with C30Z 5310-G
 † Replaced by C30Z 5310-G

5310 - continued

1964 FRONT SPRING APPLICATION CHART

YEAR	MODEL	ENGINE		LOAD (LBS.)	TRANSMISSION							STRG.		A/C	MARKINGS	Q TY.	PART NUMBER	
		CYL.	C.I.D.		3/S	4/S	O/D	F/M/2	C4	C/M	M A N U A L	P O W E R						
FAIRLANE - MODEL SYMBOL "B"																		
64	B(71)	8	289 2/B	1660	x							M	P	N	Green	2	C2OZ 5310-B	
64	B(71)	8	289 2/B	1700			x					M	P	N	Brown	2	†C3OZ 5310-B	
64	B(71)	8	289 2/B	1700	x								P	N	Brown	2	†C3OZ 5310-B	
64	B(71)	8	289 2/B	1765		x			x			M	P	N	Silver	2	C3OZ 5310-G	
64	B(71)-H/D	8	289 2/B	1700			x					M	P	N	2 Green	2	&★C3OZ 5310-D	
64	B(71)-H/D	8	289 2/B	1700	x								P	N	2 Green	2	&★C3OZ 5310-D	
64	B(71)-H/D	8	289 2/B	1765		x			x			M	P	N	Pink	2	C3OZ 5310-H	
64	B(71)-H/D	8	289 2/B	1660	x							M		N	Orange	2	C2OZ 5310-F	
64	B(71)-H/D "Before 3/2/64"	8	289 2/B	1635	x							M		N	Red	2	C4OZ 5310-B	
64	B(71)-H/D "From 3/2/64"	8	289 2/B	1635	x							M		N	Red	2	C4OZ 5310-B	
THUNDERBIRD - MODEL SYMBOL "S"																		
64	S	8	390	2360								x		P	A	Green	2	C4SZ 5310-D
64	S	8	390	2460								x		P	N		2	
64	S	8	390	2460								x		P	A	Purple	2	C4SZ 5310-E
FALCON - MODEL SYMBOL "X"																		
64	X(54A, B, D)	6	144	1280	x	x						M	P	N	Tan	2	C4DZ 5310-A	
64	X(54A, B, D)	6	144	1280				x				M		N	Tan	2	C4DZ 5310-A	
64	X(54A, B, D)	6	144	1383	x	x		x				M	P	A	Orange	2	C4DZ 5310-B	
64	X(54A, B, D)	6	144	1383				x					P	N	Orange	2	C4DZ 5310-B	
64	X(54A, B, D)	6	170	1280	x							M	P	N	Tan	2	C4DZ 5310-A	
64	X(54A, B, D)	6	170	1280		x		x				M		N	Tan	2	C4DZ 5310-A	
64	X(54A, B, D)	6	170	1383	x	x		x				M	P	A	Orange	2	C4DZ 5310-B	
64	X(54A, B, D)	6	170	1383		x		x					P	N	Orange	2	C4DZ 5310-B	
64	X(54A, B, D)	8	260	1460	x	x		x				M	P	N	Brown	2	C3DZ 5310-AA	
64	X(54A, B, D)	8	260	1585	x	x		x				M	P	A	Gray	2	C3DZ 5310-AB	
64	X(59A)	6	144	1196	x							M	P	N	Red	2	C3DZ 5310-Y	
64	X(59A)	6	144	1196		x		x				M		N	Red	2	C3DZ 5310-Y	
64	X(59A)	6	144	1275	x							M	P	A	Yellow	2	C3DZ 5310-Z	
64	X(59A)	6	144	1275		x		x					P	N	Yellow	2	C3DZ 5310-Z	
64	X(59A)	6	144	1275		x		x				M		A	Yellow	2	C3DZ 5310-Z	
64	X(59A)	6	144	1370		x		x					P	A	Silver	2	C3DZ 5310-U	
64	X(59A)	6	170	1370		x		x					P	A	Silver	2	C3DZ 5310-U	
64	X(59A)	6	170	1196	x							M	P	N	Red	2	C3DZ 5310-Y	
64	X(59A)	6	170	1196		x		x				M		N	Red	2	C3DZ 5310-Y	
64	X(59A)	6	170	1275	x							M	P	A	Yellow	2	C3DZ 5310-Z	
64	X(59A)	6	170	1275		x		x					P	N	Yellow	2	C3DZ 5310-Z	
64	X(59A)	6	170	1275		x		x				M		A	Yellow	2	C3DZ 5310-Z	
64	X(59A)	8	260	1370	x							M	P	N	Silver	2	C3DZ 5310-U	
64	X(59A)	8	260	1370		x		x				M		N	Silver	2	C3DZ 5310-U	
64	X(59A)	8	260	1460	x	x		x				M	P	A	Brown	2	C3DZ 5310-AA	
64	X(59A)	8	260	1460		x		x					P	N	Brown	2	C3DZ 5310-AA	
64	X(62A)	6	144	1280	x	x		x				M	P	N	Tan	2	C4DZ 5310-A	
64	X(62A)	6	144	1383	x	x		x				M	P	A	Orange	2	C4DZ 5310-B	
64	X(62B)	6	144	1280	x	x						M	P	N	Tan	2	C4DZ 5310-A	
64	X(62B)	6	144	1383	x	x		x				M	P	A	Orange	2	C4DZ 5310-B	
64	X(62B)	6	144	1280				x				M		N	Tan	2	C4DZ 5310-A	
64	X(62B)	6	144	1383				x					P	N	Orange	2	C4DZ 5310-B	
64	X(62D)	6	144	1280	x							M	P	N	Tan	2	C4DZ 5310-A	
64	X(62D)	6	144	1383	x	x		x				M	P	A	Orange	2	C4DZ 5310-B	
64	X(62D)	6	144	1280		x		x				M		N	Tan	2	C4DZ 5310-A	
64	X(62D)	6	144	1383		x		x					P	N	Orange	2	C4DZ 5310-B	

& Replaced by C3OZ 5310-K

† Replaced by C3OZ 5310-G

FORD CAR PARTS

5310 - continued

1964 FRONT SPRING APPLICATION CHART

YEAR	MODEL	ENGINE		LOAD (LBS.)	TRANSMISSION						STRG.		A/C	MARKINGS	QTY.	PART NUMBER	
		CYL.	C.I.D.		3/S	4/S	0/D	F/M/Z	C4	C/M	M A N U A L	P O W E R					
FALCON - MODEL SYMBOL 'X'																	
64	X(62A, B)	6	170	1280	x	x						M	P	N	Tan	2	C4DZ 5310-A
64	X(62A, B)	6	170	1383	x	x		x				M	P	A	Orange	2	C4DZ 5310-B
64	X(62A, B)	6	170	1280				x				M		N	Tan	2	C4DZ 5310-A
64	X(62A, B)	6	170	1383				x					P	N	Orange	2	C4DZ 5310-B
64	X(62D)	6	170	1280	x							M	P	N	Tan	2	C4DZ 5310-A
64	X(62D)	6	170	1383	x	x		x				M	P	A	Orange	2	C4DZ 5310-B
64	X(62D)	6	170	1280				x				M		N	Tan	2	C4DZ 5310-A
64	X(62D)	6	170	1383		x		x					P	N	Orange	2	C4DZ 5310-B
64	X(62A, B, D)	8	260	1460	x	x		x				M	P	N	Brown	2	C3DZ 5310-AA
64	X(62A, B, D)	8	260	1585	x	x		x				M	P	A	Gray	2	C3DZ 5310-AB
64	X(63B)	6	144	1280	x							M		N	Tan	2	C4DZ 5310-A
64	X(63B)	8	260	1460	x							M		N	Brown	2	C3DZ 5310-AA
64	X(63B)	8	260	1585	x								P	A	Gray	2	C3DZ 5310-AB
64	X(63C)	6	144	1383	x							M		N	Orange	2	C4DZ 5310-B
64	X(63C)	8	260	1585	x							M		N	Gray	2	C3DZ 5310-AB
64	X(63C)	8	260	1668	x								P	A	Pink	2	C3DZ 5310-AC
64	X(63B, C)	6	144	1383	x								P	N	Orange	2	C4DZ 5310-B
64	X(63B, C)	6	144	1383		x		x				M	P	N	Orange	2	C4DZ 5310-B
64	X(63B, C)	6	144	1383		x		x				M	P	A	Orange	2	C4DZ 5310-B
64	X(63B, C)	6	170	1383	x	x		x				M	P	N	Orange	2	C4DZ 5310-B
64	X(63B, C)	6	170	1383	x	x		x				M	P	A	Orange	2	C4DZ 5310-B
64	X(63B, C, D)	8	260	1585	x								P	N	Gray	2	C3DZ 5310-AB
64	X(63B, C, D)	8	260	1585		x		x				M	P	N	Gray	2	C3DZ 5310-AB
64	X(63B, C, D)	8	260	1585		x		x				M		A	Gray	2	C3DZ 5310-AB
64	X(63B, C, D)	8	260	1668		x		x					P	A	Pink	2	C3DZ 5310-AC
64	X(66A, B)	6	144	1196	x	x		x				M	P	N	Red	2	C3DZ 5310-Y
64	X(66A, B)	6	144	1275	x	x		x				M	P	A	Yellow	2	C3DZ 5310-Z
64	X(66A, B)	6	170	1196	x	x		x				M	P	N	Red	2	C3DZ 5310-Y
64	X(66A, B)	6	170	1275	x	x		x				M	P	A	Yellow	2	C3DZ 5310-Z
64	X(66A, B)	8	260	1370	x	x						M	P	N	Silver	2	C3DZ 5310-U
64	X(66A, B)	8	260	1460				x				M	P	N	Brown	2	C3DZ 5310-AA
64	X(66A, B)	8	260	1460	x	x		x				M	P	A	Brown	2	C3DZ 5310-AA
64	X(71)	6	144	1370		x		x					P	A	Silver	2	C3DZ 5310-U
64	X(71)	6	144	1196		x		x				M		N	Red	2	C3DZ 5310-Y
64	X(71)	6	144	1196	x							M	P	N	Red	2	C3DZ 5310-Y
64	X(71)	6	144	1275	x							M	P	A	Yellow	2	C3DZ 5310-Z
64	X(71)	6	144	1275		x		x					P	N	Yellow	2	C3DZ 5310-Z
64	X(71)	6	144	1275		x		x				M		A	Yellow	2	C3DZ 5310-Z
64	X(71)	6	170	1370	x	x							P	A	Silver	2	C3DZ 5310-U
64	X(71)	6	170	1370				x				M	P	A	Silver	2	C3DZ 5310-U
64	X(71)	6	170	1196	x	x						M		N	Red	2	C3DZ 5310-Y
64	X(71)	6	170	1275		x		x					P	N	Yellow	2	C3DZ 5310-Z
64	X(71)	6	170	1275	x	x						M		A	Yellow	2	C3DZ 5310-Z
64	X(71)	6	170	1275				x				M	P	N	Yellow	2	C3DZ 5310-Z
64	X(71A)	6	170	1196	x								P	N	Red	2	C3DZ 5310-Y
64	X(71B, C)	6	170	1275	x								P	N	Yellow	2	C3DZ 5310-Z

5310 - continued		1964 FRONT SPRING APPLICATION CHART															
YEAR	MODEL	ENGINE		LOAD (LBS.)	TRANSMISSION						STRG.		A/C	MARKINGS	QTY.	PART NUMBER	
		CYL.	C.I.D.		3/S	4/S	O/D	F/M/2	C4	C/M	M A N U A L	P O W E R					
FALCON - MODEL SYMBOL 'X'																	
64	X(71)	8	260	1370	x	x		x				M		N	Silver	2	C3DZ 5310-U
64	X(71)	8	260	1460	x	x		x				P	N	Brown	2	C3DZ 5310-AA	
64	X(71)	8	260	1460	x						M	P	A	Brown	2	C3DZ 5310-AA	
64	X(71)	8	260	1460		x		x			M		A	Brown	2	C3DZ 5310-AA	
64	X(71A)	8	260	1460		x		x				P	A	Brown	2	C3DZ 5310-AA	
64	X(71B, C)	8	260	1585		x		x				P	A	Gray	2	C3DZ 5310-AB	
64	X(76A, B)	6	170	1383	x	x		x			M	P	N	Orange	2	C4DZ 5310-B	
64	X(76A, B)	6	170	1383	x	x		x			M	P	A	Orange	2	C4DZ 5310-B	
64	X(76A, B, D)	8	260	1585	x	x		x			M	P	N	Gray	2	C3DZ 5310-AB	
64	X(76A)	8	260	1585	x						M		A	Gray	2	C3DZ 5310-AB	
64	X(76B, D)	8	260	1668	x						M		A	Pink	2	C3DZ 5310-AC	
64	X(76A, B, D)	8	260	1668		x						P	A	Pink	2	C3DZ 5310-AC	
64	X(76A, B, D)	8	260	1668		x		x			M	P	A	Pink	2	C3DZ 5310-AC	
64	X(78)	6	144	1370		x		x			M	P	A	Silver	2	C3DZ 5310-U	
64	X(78)	6	144	1196		x					M		N	Red	2	C3DZ 5310-Y	
64	X(78)	6	144	1196	x						M	P	N	Red	2	C3DZ 5310-Y	
64	X(78)	6	144	1275	x						M		A	Yellow	2	C3DZ 5310-Z	
64	X(78)	6	144	1275		x						P	N	Yellow	2	C3DZ 5310-Z	
64	X(78)	6	144	1275				x			M	P	N	Yellow	2	C3DZ 5310-Z	
64	X(78)	6	144	1460	x							P	A	Brown	2	C3DZ 5310-AA	
64	X(78)	6	170	1196		x					M		N	Red	2	C3DZ 5310-Y	
64	X(78)	6	170	1196	x						M	P	N	Red	2	C3DZ 5310-Y	
64	X(78)	6	170	1275	x						M		A	Yellow	2	C3DZ 5310-Z	
64	X(78)	6	170	1275		x						P	N	Yellow	2	C3DZ 5310-Z	
64	X(78)	6	170	1275				x			M	P	N	Yellow	2	C3DZ 5310-Z	
64	X(78)	6	170	1370		x		x			M	P	A	Silver	2	C3DZ 5310-U	
64	X(78)	6	170	1460	x							P	A	Brown	2	C3DZ 5310-AA	
64	X(78)	8	260	1460	x	x		x			M	P	N	Brown	2	C3DZ 5310-AA	
64	X(78)	8	260	1460	x						M		A	Brown	2	C3DZ 5310-AA	
64	X(78)	8	260	1585	x							P	A	Gray	2	C3DZ 5310-AB	
64	X(78)	8	260	1585		x		x			M	P	A	Gray	2	C3DZ 5310-AB	

YEAR	MODEL	DESCRIPTION	QTY.	PART NUMBER
5A313 WEDGE - REAR AXLE ADJUSTING				
62/	S	1°	AR	C2SZ 5A313-A
62/	S	0°-30'	AR	C2SZ 5A313-B
62/	S	1°-30'	AR	C2SZ 5A313-C
5A322 BOLT - SPRING SEAT MOUNTING				
61/	S	3/8"-16 special	4	C1SZ 5A322-A
61/	S	Fitting (lubrication)	4	374281-S8(II-207)
5334 LINER - REAR SPRING CLAMP - RUBBER				
60	A, S	7" long	6	8A 5334-F
61/	S	1.75" x 2.60"	2	C1SS 5334-A
5355 SHIM - FRONT SPRING				
60/63	A(except 6 cyl.)	Use with air conditioning	2	B8E 5355-A
64	A	Selectaire	2	
62	B (with A/C)		2	C2OZ 5355-A
61/	X (with A/C)		2or4	C1DZ 5355-A
60	S(8 cyl. 352)	Use with air conditioning	2	C1SS 5355-A
61/	S	Use with air conditioning	2	
61/62	S(except with A/C)		2	C2SZ 5355-A
63	S	.27" thick-use with A/C	2	C3SZ 5355-B
63/	S	Without A/C	2	C3SZ 5355-A
63	S	Bolt (shim to body)-3/8"-16 x 1 1/4" swage	6	378026-S2 (EB390K)
		Spring nut (shim to pocket)-3/16"	4	45052-S7(M119)

YEAR	MODEL	DESCRIPTION	QTY.	PART NUMBER
5415 INSULATOR - FRONT SUSPENSION SPRING - RUBBER				
60/	A		2	C3AZ 5415-A
60/62	S		2	
62/	B	Upper	2	C3OZ 5415-A
62	B	Lower	2	C2OZ 5415-A
61/62	S	Upper	2	C1SS 5415-A
61/62	S	Lower	2	C2SZ 5415-A
63/	S	Lower	2	C3SZ 5415-A
61/63	S	Intermediate	2	C2SZ 5415-C
63/	S	Upper	2	
60/63	X	Seat-upper	2	C1DZ 5415-A
61/63	X		2	C1DD 5415-A
64/	X	Lower	2	C4DZ 5415-A
5415 SEAT - FRONT SUSPENSION UPPER ARM SPRING - UPPER				
61/	X		2	C1DZ 5415-A
5476-7 CLAMP - STABILIZER TO SUSPENSION LOWER ARM - OUTER				
60/	A(8 cyl.)	With H/D generator	2	B7A 5476-A
60	A	Bolt (clamp to arm)-5/16"-24 x1"	2	20387-S8(B157)
		Lockwasher-5/16"		*34941-S7
5482 STABILIZER ASSY.				
- A -				
60	A(71)-8 cyl. 292, 352	With 35, 50 amp. generator -linkless	1	C2AZ 5482-A
60	A, P/C(8 cyl. 292, 352)	With H/D generator or alternator	1	
60	A(71)-8 cyl. 352(except A/C)	With 50, 60, 100 amp. alternator	1	
60	A(71)-8 cyl. 292(exc. P/S & A/C)	With 50, 60, 100 amp. alternator	1	
61/64	A(8 cyl. except 352, 390)	With 40 amp. generator-linkless	1	
60/62	A(except 71)-8 cyl. 292, 352	With 35, 50 amp. generator-linkless	1	
60/62	A(except 71, A/C)-8 cyl. 352	With 50, 60, 100 amp. generator	1	
60/62	A(except 71, P/S, A/C)-8 cyl. 292	With 50, 60, 100 amp. generator	1	
63/64	A (8 cyl. 352, 390)	40 amp. generator -linkless	1	
61/62	A Special (8 cyl. 390, 406-4/B & 6/B carb.)	Bar assy.	1	C3AZ 5482-B
60	A Special (4/B carb.)-8 cyl. 352		1	
63/64	A (8 cyl. 406, 427)		1	
62	A(P/C)-except 71	Link type	1	C2AZ 5482-B
63/64	A(except 71)-8 cyl. 260, 289, 352, 390		1	
62/64	A(71)		1	
63	A(65B, 76A, 76B)(6 cyl. 223 8 cyl. 260)		1	C3AZ 5482-A
63	A(54A, 54B, 62A, 62B, 65A, 63B, 75A)(8 cyl. 260)		1	
64	A(except 71)-6 cyl. 223 & 8 cyl. 289		1	
60/62	A		1	
60	A(P/C)-6 cyl.		1	
- B -				
62/63	B(except 71)		1	C3OZ 5482-C
64	B		1	
63	B(71)		1	C3OZ 5482-D
64/	B(71)-8 cyl.		1	
- S -				
60	S	Link type	1	B9S 5482-A
61	S	Link type	1	*C1SS 5482-D
62/64	S	Link type	1	C2SZ 5482-B
- X -				
60/62	X	1961-used with rubber bushed upper suspension arms	1	C0DD 5482-B
61/62	X	"Before 10/15/61" Used with metal bushed upper suspension arms - link type	1	C1DD 5482-A
62	X	"From 10/15/61" Link type	1	C2DZ 5482-A
63/	X (54, 62, 63, 76)- 6 & 8 cyl.		1	C3DZ 5482-C
63/64	X (59, 66, 71, 78)-6 & 8 cyl.		1	C3DZ 5482-D
60/	A	Bolt (stabilizer to front suspension arm)-5/16"-24 x 1"	6	20387-S8(B157)
		Locknut-5/16"-24		354299-S2(MM156)
		Lockwasher-5/16"		*34941-S7
60	A Special (4/B carb.)-8 cyl. 352	Bolt (stabilizer to front suspension lower arm)	2	372416-S8(BB498)
62	A Special (6/B carb.)-8 cyl. 390		2	
63/	A (8 cyl. 406, 427)		2	

YEAR	MODEL	DESCRIPTION	QTY.	PART NUMBER
5482 STABILIZER ASSY. - continued				
60	A Special (4/B carb.)-8 cyl. 352	Nut & washer assy. -3/8"-24	2	34664-S(M108)
62/	A Special (6/B carb.)-8 cyl. 390, 406, 427		2	
62	A	Lockwasher-3/8"	4	34807-S8(X66)
60/	S	Bolt (stabilizer to front suspension lower arm)- 5/16"-24 x 4 29/32"	2	370499-S(BB465)
		Nut-5/16"-24		33798-S8(M62)
5A483 REINFORCEMENT - STABILIZER BRACKET				
61/	X		2	C0DZ 5A483-A
5486 BRACKET - STABILIZER				
60/62	A		2	C0AA 5486-A
60	P/C(6 cyl.)		2	
63	A(54, 62, 65A, 75A)-except 6 cyl.		2	
64	A(71)		2	
64	A(except 71)(8 cyl. 289)		2	
60	S		2	B8S 5486-A
61/	S		2	C2SZ 5486-A
62/	B		2	
60/62	X		2	C0DD 5486-A
63	X		2	C3DZ 5486-A
64/	X(59, 66, 71, 78)-6 cyl.		2	
64/	X(8 cyl.)		2	
60	A	Bolt (bracket to frame)-3/8"-16 x 1"	4	20388-S8(B80)
61/64	A	Bolt (bracket to frame)-3/8 - 16 x 7/8"	4	20368-S8(B79)
		Lockwasher-3/8"		357629-S7(XX303)
62	B	Screw (bracket & stabilizer to underbody)- 5/16"-18 x 1"	4	42847-S7-8(U14)
64/	X(8 cyl.)		4	20429-S8(B172)
64/	X(59, 66, 71, 78)-6 cyl.	Bolt(bracket to underbody)-3/8"-24 x 1 1/4"	4	
64/	X(8 cyl.)		4	
64/	X(59, 66, 71, 78)-6 cyl.	Locknut(bracket to underbody)	4	34445-S7(M80)
60/	S		4	
60/63	X	Bolt (bracket to under body)-5/16"-18 x 3/4"	4	20346-S8(B50)
		Bolt (bracket to underbody)-3/8"-24 x 3/4"	4	20349-S8(B170)
		Locknut-3/8"-24		34370-S8(M99)
		Lockwasher-5/16"		34806-S7(X64)
5A486 KIT - STABILIZER END REPAIR				
60/64	A	Consists of	2	C0AZ 5A486-A
60	P/C(6 cyl.)	1-C0AA 5495-A Stud	2	
		2-34662-S Nut & Washer	2	
		4-KC 55490-A Insulators	2	
		1-Spacer	2	
		4-371169-S2 Wshr	2	
62/	B	Consists of	2	C2OZ 5A486-A
		1-C2OA 5490-A Spacer		
		1-C8OA 5495-A Stud		
		4-KC 55490-A Insulator		
		1-34392-S7-8 Nut		
		4-371169-S2 Washer		
60	S	Consists of	2	B8SZ 5A486-A
		1-370499-S Bolt, 1-Nut, 2-Insulators, 1-Spacer, 4-Washers		
61/	S	Consists of	2	C1SZ 5A486-A
		1-C1SS 5495-A Stud		
		2-34662-S8 Nuts		
		4-371169-S2 Washers		
		4-KC 55490-A Insulators		
60/62	X	Consists of	2	C0DZ 5A486-B
63	X(except 71)	1-C0DD 5495-A Stud	2	
64/	X	1-34662-S Nut & Washer	2	
		4-KC 55490-A Insulators	2	
		1-KD 5490-A Spacer		
		4-371216-S2 Washer		
5492 RETAINER - STABILIZER INSULATOR TO LOWER ARM CLAMP				
60/63	A(8 cyl.)	With H/D generator	2	B7A 5492-B
64	A(8 cyl. 352, 390)	Linkless	2	
60/64	A	Bolt (retainer to arm)-5/16"-24 x 1"	4	20387-S8(B157)
		Lockwasher-5/16" ext. tooth		351487-S(XX291)

FORD CAR PARTS

YEAR	MODEL	DESCRIPTION	QTY.	PART NUMBER
5493 INSULATOR - STABILIZER TO SUSPENSION LOWER ARM				
- A -				
60/61	A(8 cyl.)-except 51A.66 & 71	With H/D generator	4	B7A 5493-A
60/63	A(except Special)	With H/D generator	4	B7A 5493-B
64	A(8 cyl.352, 390)		4	
60/64	A	.66 I.D.	2	B9A 5493-B
61	A(71)		2	
63	A(except 71)-8 cyl.	To frame	2	
64	A(except 71)(6 cyl. 223-8 cyl. 289)	To frame	2	
60	A Special (8 cyl. 352-4/B carb.)	.94" I.D.	2	C0AA 5493-A
61/62	A Special (8 cyl. 390, 406-4/B & 6/B carb.)		2	
63/64	A(except 71)-(8 cyl. 406, 427)		2	
62	A(P/C)-except 71		2	C1MM 5493-A
63/64	A(71)		2	
63	A(8 cyl. 427)	Lower	1	C3AZ 5493-A
- B -				
63/64	B	Lower	2	B9A 5493-B
- S -				
60	S(8 cyl. 352)	.69" I.D.	2	B9S 5493-A
61/64	S	To frame	2	B9A 5493-B
62/	S	Bar to suspension arm (lower)-.625" dia.	2	C2SZ 5493-B
- X -				
61	X(66, 71, 78)	To frame	1	B9A 5493-B
62	X		2	
63/64	X "Before 10/14/63"	.62" I.D.	2	C3DZ 5493-A
64/	X "From 10/14/63"		2	C4DZ 5493-B
5499 CLAMP - STABILIZER TO SUSPENSION LOWER ARM - INNER				
60/63	A(8 cyl.)	With H/D generator	2	B7A 5499-A
64	A (8 cyl. 352, 390)	Linkless	2	
5A537 SPACER - REAR SPRING CENTER BOLT				
62/64	B		4	C2OZ 5A537-A
62/	S		4	C1VV 5A537-A
5A539 PLATE - REAR SPRING FRONT HANGER ANCHOR				
64/	S	3" long-1 15/16" wide-1/2" thick	4	C4SZ 5A539-A
5560 SPRING ASSY. - REAR-LEAF				
- A -				
60	A(62, 63, 64)	3 leaf	2	C0AA 5560-AK
60	A(54, 58, 75, 76B)	4 leaf	2	C0AA 5560-AC
60	A (except 71)	H/D-5 leaf - #C0AA 5560-AG	2	C0AA 5560-AH
60	A(71)	H/D- #C0AA 5560-AF	2	C0AA 5560-AF
61/62	A(62A, 63A, 64A, 65A)	3 leaf-#C2AA 5560-H	2	C2AA 5560-H
61/62	A(54, 58, 75, 76)	4 leaf- #C2AA 5560-F	2	C2AA 5560-F
61/62	A(71)	5 leaf-H/D- #C2AA 5560-K	2	C2AA 5560-K
61/62	A(71)	5 leaf- #C2AA 5560-G	2	C2AA 5560-G
62	A(H/D)-except 71	5 leaf- #C2AA 5560-L	2	C2AZ 5560-A
61/62	A(except 71, Taxi & 8 cyl. high performance)		2	
63/64	A(62, 63, 65)	4 leaf- #C3AA 5560-L, AA, AL, CC, CD	2	C3AZ 5560-A
63/64	A(54, 57, 75, 76)	5 leaf- #C3AA 5560-M, AB, AM, CE, CF	2	C3AZ 5560-B
63/64	A(except 71)	6 leaf-H/D- #C3AA 5560-H, V, AH, AV, BF, BV, BY, CG	2	C3AZ 5560-C
63/64	A(71)	6 leaf- #C3AA 5560-J, Y, AJ, AY, BH, BM, CA, BZ	2	C3AZ 5560-D
63/64	A(71)	6 leaf-H/D-#C3AA 5560-K, Z, AK, AZ, BK, BN, CB	2	C3AZ 5560-E
- B -				
62/64	B(except 71)-except 116" W/B	4 leaf-H, D-744 to 782 lb. load rate- #C3OA 5560-BE, BF	2	C3OZ 5560-H
62	B	5 leaf- #C2OA 5560-AB	2	C2OZ 5560-D
63	B (except 71)	5 leaf-Std. 733 to 763 lb. load rate -	2	C3OZ 5560-G
64	B(except 71)(8 cyl. 260, 289)-except 116" W/B	#C3OA 5560-BG, BH	2	
64	B (except 71)-6 cyl. -except 116" W/B	5 leaf-733 to 763 lb. load rate- #C4DA 5560-A, B	2	C4OZ 5560-A
63/64	B(71)-except 116" W/B	6 leaf-Std. -1009 to 1046 lb. load rate - #C3OA 5560-BB, BD	2	C3OZ 5560-J
63/64	B(71)-except 116" W/B	6 leaf-H/D-1050 to 1100 lb. load rate - #C3OA 5560-BA, BC	2	C3OZ 5560-K

Identification number

YEAR	MODEL	DESCRIPTION	QTY.	PART NUMBER
5560 SPRING ASSY. - REAR-LEAF - continued				
- B -				
64	B(65A-B)-8 cyl. 289 4/B (116" W/B)	4 leaf-763 lb. load rate- #C4OA 5560-E-F	2	C4OZ 5560-D
64	B(65A-B) (except 8 cyl. 289 4/B)-116" W/B	Heavy Duty	2	
64	B(65A-B)(8 cyl. 260, 289 2/B)-116" W/B	Standard-5 leaf-748 lb. load rate- #C4OA 5560-G-H	2	C4OZ 5560-E
64	B(65A-B)-6 cyl. 116" W/B	Standard-5 leaf-748 lb. load rate- #C4OA 5560-J-K	2	C4OZ 5560-F
- S -				
60	S			
61	S (63A)	4 leaf- #C1SS 5560-D, R	2	B9SS 5560-B
62	S (63A)	"Before 2/15/62"	2	C1SZ 5560-D
62/63	S (63A)	"From 2/15/62"	2	C2SZ 5560-A
		4 leaf-945 lb. load rate-#C2SA 5560-K- #C3SA 5560-A, B	2	C3SZ 5560-A
62	S (76A)	"Before 2/15/62"	2	*C2SZ 5560-B
62/63	S(76A)	"From 2/15/62"	2	*C2SZ 5560-F
		4 leaf-#C2SA 5560-H - not replaced 4 leaf-1060 lb. load rate-#C2SA 5560-M, #C3SA 5560-C, D - not replaced		
64/	S (63A, B, C, D)	5 leaf- #C4SA 5560-B, C, E, G, H	2	C4SZ 5560-R
64/	S (63A, B)	5 leaf-H/D for trailer option- #3828868	2	C4SZ 5560-C
64/	S(76)	5 leaf- #C4SA 5560-A, D, F, J, K	2	C4SZ 5560-A
64/	S(76)	5 leaf-H/D-for trailer option-#3828869	2	C4SZ 5560-D
- X -				
60/61	X (58A, 64)	5 leaf-#C0DD 5560-E	2	ΔC0DD 5560-E
60/61	X (58A, 64)	5 leaf H/D- #C0DD 5560-H	2	ΔC0DD 5560-H
60/61	X (66, 71, 78)	5 leaf-#C0DD 5560-G	2	ΔC0DD 5560-G
61	X(54, 62)(6 cyl.)	5 leaf-Std. -600 lb. load rate- #C3DA 5560-B	2	C3DZ 5560-E
63	X(63B, 63C)-6 cyl.		2	
61/62	X(58A, 64)		2	
63	X(54, 62)(6 cyl.)	5 leaf-H/D-700 lb. load rate-#C1DD 5560-B,	2	C3DZ 5560-D
61/62	X(58A, 64)	#C3DA 5560-D	2	
61/63	X(59, 66, 71, 78)(6 cyl.)	5 leaf-900 lb. load rate-#C3DA 5560-C	2	C3DZ 5560-C
63	X(54, 62)-8 cyl.	6 leaf-650 lb. load rate- #C3DA 5560-H, L	2	C3DZ 5560-J
63	X(63C)-8 cyl.	-Red and White stripe	2	
63	X(54, 62)(6 & 8 cyl.)	6 leaf-H/D-700 lb. load rate-#C3DA 5560-J, M-	2	*C3DZ 5560-K
63	X(63C)-6 & 8 cyl.	Blue stripe-not replaced	2	
63	X(59, 66, 71, 78)-8 cyl.	6 leaf-880 lb. load rate- #C3DA 5560-G, N- -Green and White stripe	2	C3DZ 5560-H
63	X(76)(6 cyl.)	6 leaf-#C3DA 5556-C, A, D-Yellow stripe	2	C3DZ 5560-A
63	X(76)(8 cyl.)	6 leaf-760 lb. load rate-#C3DA 5556-E, F, R Yellow and White stripe	2	C3DZ 5560-G
64	X(54, 62, 63) 6 cyl. & 8 cyl. 260 2/B	4 leaf-650 lb. load rate- #C4DA 5556-U	2	C4DZ 5560-J
64/	X(59, 71)	4 leaf-925 lb. load rate-#C4DA 5556-G, H, J, K	2	C4DZ 5560-C
64/	X(66, 78)	4 leaf-875 lb. load rate-#C4DA 5556-E, F	2	C4DZ 5560-D
64/	X(76)	4 leaf-750 lb. load rate-#C4DA 5556-C, D, L, M	2	C4DZ 5560-B
60	A(except S/W)	Bolt (tie)-5/16"-24 x 1 31/32"	2	354721-S(BB855)
60/	54, 58, 75, 76B	Use with C0AA 5560-AC spring	2	
61/	A, B		2	
63	A(71)-H/D	Bolt (tie)-5/16"-24 x 2 1/8"	2	377894-S(BB856)
64	A(54, 76)	Bolt (tie)	2	
60/	A, B, S, X	Nut-5/16"-24	2	33798-S7-8(M62)
62	B	Bolt (tie)-5/16"-24 x 3"	2	45533-S8(B166)
63/64	B	Bolt (tie)-5/16"-24 x 3 5/8"	2	377888-S(BB211F)
60/	X(58A, 64A)	Bolt(tie)-5/16"-24 x 2"	2	350391-S(BB817A)
63	X(76)	Bolt (tie)-5/16"-24 x 2 1/8"	2	380736-S(BB817M)
64	X(59, 71)	Bolt (tie)-5/16"-24 x 1 21/32"	2	378703-S(BB817AD)

5560 SPRING ASSY. - REAR LEAF - continued

REAR SPRING LEAF CHART

SPRING ASSY.	LEAF NO. 1	LEAF NO. 2	SPRING ASSY.	LEAF NO. 1	LEAF NO. 2
B9SS 5560-B	★B9SS 5564-A		★C2SZ 5560-F	★C2SZ 5564-B	★C2SZ 5565-B
C0AA 5560-AH	★C0AA 5564-N	★C0AA 5565-K	C3AZ 5560-A	C3AZ 5564-A	C3AZ 5565-A
C0AA 5560-AU	★C0AA 5564-N	★C0AA 5565-J	C3AZ 5560-B	C3AZ 5564-B	C3AZ 5565-B
C0AA 5560-AC	★C0AA 5564-S	★C0AA 5565-M	C3AZ 5560-C	C3AZ 5564-C	C3AZ 5565-C
C0AA 5560-AK	★C0AA 5564-R	★C0AA 5565-L	C3AZ 5560-D	C3AZ 5564-D	C3AZ 5565-D
C0AA 5560-AF	★C0AA 5564-F	★C0AA 5565-J	C3AZ 5560-E	C3AZ 5564-E	C3AZ 5565-E
★C0AA 5560-M	★C0AA 5564-N	★C0AA 5565-J	C3DZ 5560-A	C3DZ 5564-A	C3DZ 5565-A
C0DD 5560-E	C0DD 5564-C	C0DD 5565-C	C3DZ 5560-C	C1DD 5564-B	C1DD 5565-C
C0DD 5560-G	C0DD 5564-D	C0DD 5565-D	C3DZ 5560-D	C1DD 5564-B	C1DD 5565-B
C0DD 5560-H	C0DD 5564-C	C0DD 5565-C	C3DZ 5560-E	C1DD 5564-A	C3DZ 5565-B
★C1AA 5560-H	★C1AA 5564-B	C1AA 5565-B	C3DZ 5560-G	C3DZ 5564-A	C3DZ 5565-B
★C1AA 5560-J	★C1AA 5564-A	C1AA 5565-A	C3DZ 5560-H	C3DZ 5564-A	C3DZ 5565-C
★C1AA 5560-N	★C1AA 5564-G	★C1AA 5565-F	C3DZ 5560-J	C1DD 5564-A	C3DZ 5565-C
★C1AA 5560-S			★C3DZ 5560-K	C1DD 5564-A	C3DZ 5565-D
★C1AZ 5560-A	★C1AA 5564-A	C1AA 5565-A	★C3OZ 5560-A	C3OZ 5564-A	C3OZ 5565-A
★C1AZ 5560-B	★C1AA 5564-B	C1AA 5565-B	★C3OZ 5560-C	C3OZ 5564-D	C3OZ 5565-C
★C1DD 5560-A	C1DD 5564-A	C1DD 5565-A	★C3OZ 5560-D	C3OZ 5564-B	C3OZ 5565-G
★C1DD 5560-B	C1DD 5564-B	C1DD 5565-B	★C3OZ 5560-E	C3OZ 5564-C	C3OZ 5565-F
★C1DD 5560-C	C1DD 5564-B	C1DD 5565-C	C3OZ 5560-G	C3OZ 5564-C	C3OZ 5565-F
★C1SS 5560-K	C1SS 5564-D	★C1SS 5565-D	C3OZ 5560-H	C3OZ 5564-D	C3OZ 5565-E
★C1SS 5560-M	C1SS 5564-E	★C1SS 5565-E	C3OZ 5560-J	C3OZ 5564-A	C3OZ 5565-D
★C1SZ 5560-C			C3OZ 5560-K	C3OZ 5564-B	C3OZ 5565-G
C2AA 5560-F	C2AA 5564-A	C1AA 5565-A	C4DZ 5560-B	C4DZ 5564-B	C4DZ 5565-B
C2AA 5560-G	C2AA 5564-B	C1AA 5565-B	C4DZ 5560-C	C4DZ 5564-E	C4DZ 5565-E
C2AA 5560-H	C2AA 5564-C	★C1AA 5565-C	C4DZ 5560-D	C4DZ 5564-D	C4DZ 5565-D
★C2AA 5560-J	C2AZ 5564-A	C2AZ 5565-A	C4DZ 5560-J	C4DZ 5564-B	C4DZ 5565-B
C2AA 5560-K	C2AA 5564-E	★C1AA 5565-F	C4OZ 5560-A	C3OZ 5564-B	C3OZ 5565-F
C2AZ 5560-A	C2AZ 5564-A	C2AZ 5565-A	C4OZ 5560-D	C4OZ 5564-A	C4OZ 5565-A
C2OZ 5560-D	C2OZ 5564-A	C2OZ 5565-C	C4OZ 5560-E	C4OZ 5564-B	C4OZ 5565-B
C2SZ 5560-A	★C2SZ 5564-A	★C2SZ 5565-A	C4OZ 5560-F	C4OZ 5564-C	C4OZ 5565-B
★C2SZ 5560-E	★C2SZ 5564-A	★C2SZ 5565-A	C4SZ 5560-A	C4SZ 5564-A	C4SZ 5565-D
★C2SZ 5560-B	★C2SZ 5564-B	★C2SZ 5565-B	C4SZ 5560-B	C4SZ 5564-A	C4SZ 5565-C

5564-5 LEAF - REAR SPRING - Refer to Rear Spring Leaf Chart

5586 ANTI-SQUEAK - REAR SPRING

60/64	A (except 71)			4or12	C0AA 5586-B
60/64	A(71)			8or12	
61/	S			8	
62/63	B	"Before 5/15/63"	Kit-consists of 2-C6VA 5624-B insert 4-B9AA 5586-A insert	2	C2OZ 5586-B
63/	B	"From 5/15/63"		4or8	B8A 5586-A
64/	X			8	C4DZ 5586-A

5598 SPACER - REAR SPRING CENTER MOUNTING

62/64	B(except 71)		H/D spring-.075" thick	4	C2OZ 5598-B
63/	B(71)		H/D	4	C3OZ 5598-A

5627 BAR - REAR SPRING SHACKLE - REAR - Supplied in 5630 kits

5630 KIT - SHACKLE

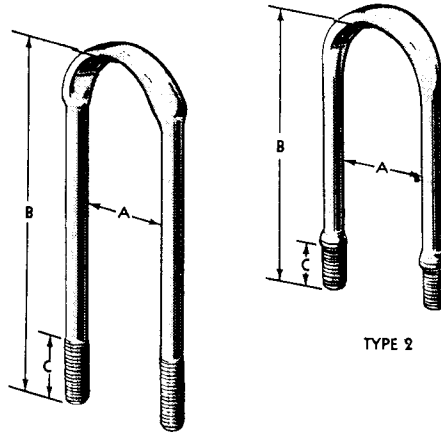
- A -

60/64	A		Rear spring-rear	2	C2AZ 5630-A
	Consists of 1-1A 5627-A Bar 1-C2AA 5776-A Shackle 4-C1AA 5781-A Bushing 2-55674-S8 Nut				
60/62	A		Rear spring-front	2	C0AZ 5630-A
	Consists of 1-C0AA 5810-A Bolt 2-C4DA 5791-A Bushing 1-34447-S2 Locknut				
63/64	A		Rear spring-front	2	C3AZ 5630-A
	Consists of 2-C3AA 5781-A Bushing 1-C3AA 5780-C or 1-C3AA 5780-D Bolt assy. 1-378046-S8 Nut				

YEAR	MODEL	DESCRIPTION						QTY.	PART NUMBER
5630 KIT - SHACKLE - continued									
- B -									
62/64	B	Rear spring-front						2	C3OZ 5630-D
Consists of									
	2-C3DA 5737-B	Bushing	1-C2OA 5811-D	Retainer	1-33848-S	Nut-9/16"			
	1-C3OZ 5780-A	Bolt	1-34785-S	Lockwasher-9/16"					
62/64	B	Rear spring-rear						2	C5OZ 5630-B
Consists of									
	1-C2OA 5627-A	Bar	1-C2OA 5776-A	Shackle assy.	4-C4GA 5791-A	Bushings			
	2-55674-S	Nuts-3/8"-24							
- S -									
60	S	Rear spring-front						2	B7A 5630-C
Consists of									
	1-AJ 5717-A	Stud or	1-AJ 5781-B	Bushing or	1-34447-S2	Locknut			
	359521-S8	Bolt	MG 5781-A	Bushing					
60	S	Rear spring-rear						2	COAZ 5630-B
Consists of									
	1-1A 5627-B	Bar	1-AB 5713-B	Shackle	4-8A 5719	Bushing	2-34370-S8 or		
							34445-S2	Locknut	
61	S (R. H.)	Rear spring-front						1	C1SZ 5630-C
Consists of									
	1-C1SS 5626-F	Bar	4-C1SS 5781-A	Bushing	2-55675-S8	Locknut			
	1-C1SS 5A530-C	Shackle			2-55750-S8	Locknut			
61	S (L. H.)	Rear spring-front						1	C1SZ 5630-D
Consists of									
	1-C1SS 5626-G	Bar	4-C1SS 5781-A	Bushing	2-55675-S8	Locknut			
	1-C1SS 5A531-C	Shackle			2-55750-S8	Locknut			
61	S	Rear spring-rear						2	C1SZ 5630-E
Consists of									
	1-1A 5627-A	Bar	1-C0AA 5776-B	Shackle	4-C1AZ 5781-A	Bushing	2-372116-S8	Nut	
62	S	Rear spring-front						2	C2SZ 5630-C
Consists of									
	2-C3AA 5781-A	Bushing	1-C2SA 5904-A	Stud assy.	1-34784-S8	Washer	1-33845-S8	Nut	
62/63	S	Rear spring-rear						2	C2SZ 5630-B
Consists of									
	1-1A 5627-B	Bar (outer)	4-C1AZ 5781-A	Bushing	2-33799-S8	Nut			
	1-C2SA 5776-A	Shackle			2-34807-S8	Washer			
63/	S	Rear spring-front						2	C5SZ 5630-B
Consists of									
	1-C6SA 5720-A	Head	1-C6SA 5906-A	Stud	2-380952-S2	Nut			
	2-C3SA 5781-A	Bushing	2-34849-S2	Washer					
64/	S	Rear spring-rear						2	C4SZ 5630-B
Consists of									
	1-C4SA 5626-A	Bar	2-C1VV 5791-B	Lower bushing	2-34671-S8	Nut			
	1-C6SA 5776-A	Shackle	2-C4SA 5791-A	Upper bushing	2-373112-S7	Washer			
- X -									
60/62	X	Rear spring-front						2	C0DZ 5630-C
Consists of									
	2-C0DD 5737-H	Bushing	1-C0DZ 5780-B	Bolt & Retainer	1-44730-S8	Washer			
					1-55676-S8	Locknut			
60/63	X	Rear spring-rear						2	C0DZ 5630-D
Consists of									
	1-C0DD 5627-B	Bar	4-C0DD 5737-G	Bushing	1-C0DD 5776-B	Shackle	2-55674-S8	Locknut	

YEAR	MODEL	DESCRIPTION	QTY.	PART NUMBER
5630 KIT - SHACKLE - continued				
- X -				
63	X(76A)	Rear spring-front	2	C3DZ 5630-A
Consists of				
	1-C3DZ 5781-A	Bushing assy.	1-C3DZ 5780-A	Bolt assy.
			1-44730-S	Washer
			1-	Nut-7/16"-20
63	X(except 76)	Rear spring-front	2	C3DZ 5630-B
Consists of				
	2-C3DA 5737-B	Bushings	1-C3DA 5833-B	Bolt & Retainer
			1-44730-S8	Washer
			1-55676-S8	Locknut
64/	X (54, 62, 71, 76)	Rear spring-front	2	C4DZ 5630-C
Consists of				
	1-C5ZZ 5781-A	Bushing	1-382636-S100	Nut
			1-383168-S100	Bolt
			(Nut and Bolt must be used together)	
64/	X	Rear spring-rear	2	C4DZ 5630-B
Consists of				
	1-C4DA 5627-A	Bar	1-C4DA 5776-A	Shackle & stud assy.
			4-C4DZ 5781-B	Bushings
			2-376918-S7	Nut

5705 CLIP - REAR SPRING



TYPE 1

TYPE 2

P-3242

YEAR	MODEL	TYPE	A	B	C	THREAD SIZE	USE WITH SPRING	QTY.	PART NO.
- A -									
60	A	1	3.00"	8.00"	3.00"	1/2"-20		2	B7A 5705-A
61/62	A (54, 58, 75, 76)	2	3.00"	6.64"	.94"	1/2"-20	Marked with blue paint	2	C2AZ 5705-A
61/62	A (62, 63, 64, 65)	2	3.00"	6.42"	.94"	1/2"-20	Marked with silver paint	2	C2AZ 5705-D
61	71	2	3.00"	6.90"	.94"	1/2"-20	Marked with red paint	2	C2AZ 5705-B
61/62	A (54, 75, 76) -H/D							2	
61/62	71 (H/D)	2	3.00"	6.98"	.94"	1/2"-20	Marked with pink paint	2	C2AZ 5705-C
63	A-H/D	2	3.00"	7.22"	.94"	1/2"-20	Yellow paint	4	C3AZ 5705-B
64	A(54A-B-E, 57B-C, 76A-B)	2	3.00"	6.73"	.94"	1/2"-20	Standard springs-green paint	4	C4AZ 5705-A
63	A(54, 57, 76)							4	
63/64	A(71A-B-C-D-G)	2	3.00"	7.04"	.94"	1/2"-20	Standard springs-white paint	4	C4AZ 5705-C
63/64	A(62A-B-E, 63B-C)	2	3.00"	6.58"	.94"	1/2"-20	Standard springs-blue paint	4	C4AZ 5705-D
64	A	2	3.00"	7.11"	.94"	1/2"-20	Use with H/D springs-yellow paint	4	C4AZ 5705-B

5705 CLIP - REAR SPRING - continued

YEAR	MODEL	T Y P E	A	B	C	THREAD SIZE	USE WITH SPRING	QTY.	PART NO.
- B -									
62/64	B(except 71)	1	2.80"	6.86"	1.24"	1/2"-20		4	C2OZ 5705-D
63/64	B(71)	1	2.80"	7.30"	1.50"	1/2"-20		4	C3OZ 5705-B
- S -									
60/61	S	1	3.00"	8.00"	3.00"	1/2"-20		2	B7A 5705-A
62/63	S		3.00"	7.75"	2.0"	1/2"-20		4	C3SZ 5705-A
64/	S		3.50	8.24"	2.00"	1/2"-20		4	C4SZ 5705-B
- X -									
60/62	X	1	2.25"	5.24"	1.00"	3/8"-24	All springs	2	C0DD 5705-A
63	X(except 76)-(6 cyl.)								
63	X (76) (8 cyl.)	1	2.25"	5.55"	1.00"	3/8"-24		4	C3DZ 5705-A
64/	X(59,66,71,76,78)		2.25"	5.06"	1.38"	7/16"-20		4	C4DZ 5705-A
64	X(54,62,63)							4	

YEAR	MODEL	DESCRIPTION	QTY.	PART NUMBER
62/	S	Nut (clip)-1/2"-20	8	354530-S(MM155)
		Nut(clip)-1/2"-20 hex.	8	33882-S8(M24)
		Lockwasher (clip)-1/2"	8	34809-S8(X68)
		Locknut-1/2"-20	AR	34449-S8(M85)
60	X	Locknut (clip)-3/8"-24	8	34370-S8(M99)

5724 KIT - REAR SPRING CLAMP

60/64	A	Used with 2 1/2" springs	6	C4DZ 5724-A
61/	S		6	
64/	X		6	
60/63	X	Used with 2" springs	6	C4DZ 5724-B
62/	B		6	
60	S		6	

5736 RETAINER - REAR SPRING CENTER MOUNTING INSULATOR

- A -				
60/	A		2	C0AA 5736-B
- B -				
62/64	B(except 71)	R. H. -Yellow paint	1	C3OZ 5736-F
		L. H.	1	C3OZ 5736-G
63/64	B (71)	R. H.	1	C3OZ 5736-H
		L. H.	1	C3OZ 5736-J
- S -				
60	S	2 5/16" wide	4	B2AZ 5736-A
63	S		4	C3SZ 5736-A
64/	S	Lower	2	C4SZ 5736-A
64/	S	Upper	2	C4SZ 5736-B

5737 BUSHING - REAR SPRING FRONT HANGER

		Serviced in 5630 kit		
--	--	----------------------	--	--

5741 INSULATOR - REAR SPRING CENTER MOUNTING

- A -				
60	A		4	C0AA 5741-A
61/	A		4	C1AA 5741-A
- B -				
62/64	B		4	C3OZ 5741-D
- S -				
60/61	S	Install between fuel tank and floor pan	1	B9SZ 5741-A
61	S	"Before 2/1/61"	4	B7AZ 5741-A
61	S	"From 2/1/61"	4	C1AA 5741-A
62/	S		4	C2SZ 5741-B

YEAR	MODEL	DESCRIPTION	QTY.	PART NUMBER
5752 PLATE - REAR SPRING REAR HANGER				
64/	S		2	C4SZ 5752-A
5775 HANGER - REAR SPRING				
- A -				
60/	A	Shackle-rear	2	C0AZ 5775-A
61/62	A	R. H. -front	1	C1AZ 5775-A
63/64	A	L. H. -front	1	C3AZ 5775-A
		R. H.	1	C3AZ 5775-B
- B -				
62/64	B	R. H. -front	1	C3OZ 5775-A
		L. H.	1	C3OZ 5775-B
63/	B(71)	Rear	2	C4OZ 5775-A
- S -				
60	S	Shackle-rear	2	B7AZ 5775-A
62/63	S	Rear	2	C2SZ 5775-C
61/	S	Shackle-rear	2	
63	S	R. H. -front	1	C3SZ 5775-A
		L. H.	1	C3SZ 5775-B
64/	S	Hanger R. H. -front	1	C4SZ 5775-D
		Hanger L. H. -front	1	C4SZ 5775-E
64/	S	Rear-spring shackle-rear	2	C4SZ 5775-A
64/	S	Bracket R. H. -front	1	C4SZ 5775-B
		Bracket L. H. -front	1	C4SZ 5775-C
- X -				
60/63	X (except 76)	R. H. -front	1	C3DZ 5775-C
		L. H.	1	C3DZ 5775-D
60/63	X (66A, S/W, S/D)	Shackle-rear	2	C0DZ 5775-E
63	X(76)	R. H. -front	1	C3DZ 5775-A
		L. H.	1	C3DZ 5775-B
64/	X(59, 66, 71, 78)	Rear spring shackle-rear	2	C4DZ 5775-A
64	X(59, 66, 71, 78)	L. H. -rear	1	C4DZ 5775-B
		R. H. -rear	1	C4DZ 5775-C
64/	X(54, 62, 63)	R. H. -front	1	C4DZ 5775-D
		L. H. -	1	C4DZ 5775-E
64/	X(76)	R. H. -front	1	C4DZ 5775-F
		L. H.	1	C4DZ 5775-G
62	B	Bolt (hanger-R.H. & L.H. to underbody)- 3/8" - 16 x 1 1/4"	8	358672-S8 (BB403)
61	S	Bolt (hanger to underbody)-7/16"-14 x 1 1/8"	12	20410-S8(BI03)
61		Nut-7/16"-14	AR	371951-S8(MM151)
61		Lockwasher-7/16"	AR	34808-S8(X67)
62	S	Bolt (front hanger to underbody)-7/16"-14 x 1 7/8"	8	376095-S7-8 (BB178A)
62/63	S	Bolt (hanger-R.H. & L.H. to underbody)- 7/16"-14 x 1.88	8	376095-S7-8 (BB178A)
60/64	X	Lockwasher--3/8"	4	34807-S8(XX66)
60/	X	Flat washer (spring to hanger)- 1 1/4" O. D. - 33/64" I. D.	2	351810-S8 (XX185)
5776 SHACKLE ASSY. - REAR SPRING - REAR - Supplied in 5630 kit				
5780 STUD and WASHER ASSY. - REAR SPRING FRONT HANGER				
60/62	A	Supplied in C0AZ 5630-A kit	2	*C0AZ 5780-A
62/64	B	Bolt (attach rear spring to hanger) 9/16"-18 x 4.56" shoulder	2	C3OZ 5780-A
63	X(76)		2	C3DZ 5780-A
62	B	Lockwasher - 3/8"		34807-S8 (X66)
		Locknut-3/8"-24		34370-S8(M99)
	X	Locknut-7/16"-20		34447-S2 (M83)
		Locknut-3/8"-24		34370-S8 (M99)
	X	Locknut-1/2"-20	2	34424-S7(M84)
	X	Washer (flat)-7/16"		44730-S8 (X26)

YEAR	MODEL	DESCRIPTION	QTY.	PART NUMBER
5781 BUSHING ASSY. - REAR SPRING - FRONT and REAR - Also Refer to Group 5630				
60/64	A	Rear-1/2" I.D. x 1 1/8" O.D. x 1 51/64"-used in 5630 kit	8	C1AZ 5781-A
62/64	B		4	C3OZ 5781-A
64/	X	Rear spring-front hanger-also supplied in 5630 kit	2	C5ZZ 5781-A
60/62	X	Front hanger-9/16" I.D. -2 1/4" O.D. -also supplied in 5630 kit	4	C0DZ 5781-B
60/63	X	Rear hanger-also supplied in 5630 kit	8	C0DZ 5781-A
60/	X		8	A9AZ 5781-A
60/	S		8	
64/	X	Rear spring-rear hanger-also supplied in 5630 kit	8	C4DZ 5781-B
60/64	A	Front hanger	4	
63	X(76)		2	C3DZ 5781-A
64/	X	Rear spring-front hanger-also supplied in 5630 kit	2	C4DZ 5781-C
60/	S	Bolt (hanger to underbody)-3/8"-16 x 1 1/2"	6	43002-S(B257)
		Lockwasher - 3/8"		34807-S8 (X66)
5783 BUMPER - REAR AXLE or SPRING- Also Refer to Group 4730				
60/	S	Axle	2	B6A 5783-A
		Spring	2	B7A 5783-B
60/	A	Locknut (diff. carrier bumper to axle)-3/8"-24	1	34370-S8 (M99)
60/	S	Bolt (bumper to body)-5/16"-18 x 5/8"	4	20328-S7 (B49)
		Lockwasher-5/16"		34806-S7(X64)
5784 BRACKET - REAR AXLE or SPRING BUMPER - Also Refer to Group 4731				
60/64	A	Axle	2	B9A 5784-B
		Nut-5/16"-24		33798-S8 (M62)
		Lockwasher-5/16"		34806-S7 (X64)
5796-9 PLATE - REAR SPRING CLIP				
- A -				
60	A	R. H.	1	C0AA 5798-B
		L. H.	1	C0AA 5799-B
61/62	A	R. H.	1	C1AA 5798-A
		L. H.	1	C1AA 5799-A
63/64	A	R. H.	1	C3AZ 5798-A
		L. H.	1	C3AZ 5799-A
- B -				
62/	B	R. H.	1	C3OZ 5798-A
		L. H.	1	C3OZ 5799-A
- S -				
62/63	S	R. H.	1	C2SZ 5798-A
		L. H.	1	C2SZ 5799-A
- X -				
60/63	X	R. H.	1	C3DZ 5798-A
		L. H.	1	C3DZ 5799-A
64	X	R. H.	1	C4DZ 5798-A
		L. H.	1	C4DZ 5799-A
5913 SNUBBER - REAR SPRING FRONT SHACKLE				
61	S		2	C1SS 5913-B
5920 REINFORCEMENT - REAR SPRING FRONT BRACKET				
64/	S	R. H.	1	C4SZ 5920-A
		L. H.	1	C4SZ 5920-B
5980 REINFORCEMENT - REAR SPRING REAR BRACKET				
64/	S	R. H.	1	C4SZ 5980-A
		L. H.	1	C4SZ 5980-B
5983 LINER - REAR SPRING REAR				
62/63	B, S		2	C3OZ 5983-A
60/	X		2	
5992 BRACKET - REAR SPRING REAR				
64/	S	R. H.	1	C4SZ 5992-A
		L. H.	1	C4SZ 5992-B

INDEX

SECTIONS 60.1 THRU 60.9

PART NAME	GROUP NUMBER	PART NAME	GROUP NUMBER
Adapter and insert ass'y. (oil filter)	6881	Cap (oil filler and breather)	6766
Adapter (crankcase ventilation)	6A665	Chain (timing)	6268
Adapter (crankshaft pulley)	6A329	Counterweight (crankshaft)	6A360
Arm & screw ass'y. (valve rocker)	6564	Cover ass'y. (timing gear)-front	6019
Arm(valve rocker)	6564	Cover assy. (valve rocker arm)	6582
Arrestor-flame-emission reduction	6A827	Cover (cylinder block oil filter opening)	6A659
Baffle assy. (crankcase ventilation)	6524	Cover (cylinder block ventilation tube opening)	6869
Baffle (push rod valley crankcase ventilation)	6A630	Cover (flywheel housing)	6366
Baffle (valve push rod valley)	6524	Cover (oil filter)	6737
Baffle (valve spring oil)	6524	Cover (starter pinion)	6677
Bearing (camshaft)	6261-3	Cover (valve push rod)	6519
	6267	Cover (valve rocker arm)	6582-83
	6270	Cover (valve rocker arm front support oil passage)	6A508
Bearing (center main)	6337	Crankcase Ventilation Conversion Kit	6758
Bearing (connecting rod)	6211	Crankshaft ass'y.	6303
Bearing(frt. , frt inter. , rear & rear inter. main)	6331	Cylinder ass'y.	6009
	6333	Cylinder head & valve kit (Cobra)	6C056
	6342	Damper assy. (crankshaft)	6312
Block ass'y. (cylinder)	6010		6316
Bolt & valve ass'y. (engine oil filter center)	6741	Damper assy. (timing chain vibration)	6284
Bolt (connecting rod)	6214	Diaphragm (oil filter)	6751
Bolt (crankshaft main bearing cap)	6345	Dowel (cylinder block to flywheel hsg.)	6397
Bolt (crankshaft pulley retaining)	6A340	Dowel (cylinder head to block)	6A008
Bolt (crankshaft rear seal retainer)	6350	Duct (crankcase ventilation)	6A630
Bolt (cylinder block oil filter opening cover)	6A660	Dust seal (engine rear cover plate)	6411
Bolt (cylinder head)	6065	Dust seal (flywheel housing cover)	6411
Bolt (damper to crankshaft)	6A340	Eccentric (fuel pump drive)	6287
Bolt (engine front support insulator)	6047	Element (crankcase ventilation oil separator)	6A631
Bolt (flywheel to crankshaft)	6379	Element (oil filter)-with gaskets	6731
Bolt (oil filter adapter mounting bolt)	6894	Emission reduction-kit	6A603
Bolt (oil pump mounting)	6638	Engine assembly	6007
Bolt (valve rocker arm shaft support)	6A527	Engine dress-up kit	6980
Bracket & connector (crankcase ventilation tube)	6A706	Engine Performance Kit	6A044
Bracket assy. (engine front mounting)	6030-31	Filter (oil)-"Spin-on"	6731
Bracket (engine front support insulator)	6046	Flywheel & ring gear ass'y.	6375
Bracket (engine rear support)	6054		
	6096		
	6120		
Bracket (front support)	6028-9		
Bracket (rocker arm shaft inlet & outlet oil tubes)	6574		
Bracket (valve rocker arm oil outlet tube)	6575		
Bushing (connecting rod)	6207		
Bushing (valve guide)	6510		
Camshaft assy. (less gear)	6250		

INDEX

SECTIONS 60.1 THRU 60.9 - continued

PART NAME	GROUP NUMBER	PART NAME	GROUP NUMBER
Plate (flywheel reinforcing)	6A366	Shaft & gear (oil pump drive)	6608
Plate (oil pump body)	6616	Shaft (oil pump intermediate)	6A618
Plug (camshaft rear bearing)	6266	Shaft (valve rocker arm)	6563
Plug (cylinder block)	6026 6266	Shield (engine front support insulator)	6035
Plug (cylinder head)	6026 6052	Shield (engine mount heat)	6C038
Plug (oil pan drain)	6730	Sleeve (valve spring retainer)	6517
Plug (oil passages in block)	6666	Slinger (crankshaft oil)	6310
Plug (oil pump body relief valve)	6666 6A616	Spacer (camshaft fuel pump eccentric)	6290-1
Plug (oil relief valve)	6666	Spacer (camshaft sprocket)	6265
Plug (valve rocker arm shaft)	6572	Spacer (crankshaft damper)	6359
Plunger (cyl. block main oil galley relief valve)	6674	Spacer (crankshaft main bearing cap)	6A354
Plunger (oil cooler relief valve)	6874	Spacer (engine front mounting bracket)	6A059
Plunger (oil pump body relief valve)	6674	Spacer (engine front support insulator)	6A066 6A027
Pointer (timing)	6023	Spacer (timing pointer)	6B089
Pulley (crankshaft)	6312	Spacer (valve spring)	6515
Pulley (crankshaft)-outer	6A312	Spring (cylinder block main oil galley relief valve plunger)	6670
Pump (oil)	6600	Spring (engine rear support)	6B056
Pump (vacuum)	6713	Spring (oil filter element retaining)	6889
Reinforcement (engine rr. support c/member to frame)	6A042	Spring (oil pump body relief valve)	6670
Retainer (crankshaft rear oil packing)	6335	Spring (valve)	6513
Retainer (crankcase ventilation oil separator element)	6A633	Spring (valve rocker arm to shaft locating)	6587
Retainer (engine rear support)	6054	Sprocket (camshaft)	6256
Retainer (oil filter element)	6898	Sprocket (crankshaft)	6306
Retainer (piston pin)	6140	Strap (engine rear support)	6B066
Retainer (rear support)	6054	Stud (valve rocker arm support)	6A527
Retainer (valve spring)	6514 6518	Support ass'y. (engine rear)	6A023 6068
Ring (camshaft gear or sprocket locking)	6258	Support (engine rear)	6068
Ring (oil pump intermediate shaft retainer)	6629	Support (valve rocker arm shaft)	6531
Ring (piston)	6150	Tappet (valve)	6500
Ring set (piston)-partial	6148	Tube (crankcase ventilation)	6758-9
Rod (connecting)	6200	Tube (oil level indicator)	6754
Rod (valve push)	6565	Tube (vacuum pump to cylinder block)	6634
Rotor & shaft assy. (oil pump drive)	6608	Tube (valve rocker arm shaft oil inlet)	6580
Screen tube and cover ass'y. (oil pump)	6622	Tube (valve rocker arm shaft oil outlet)	6588
Screw (tappet & rocker arm adjusting)	6549	Valve ass'y. (crankcase ventilation regulator)	6A666
Seal (crankshaft rear main bearing)	6336	Valve (intake and exhaust)	6505-07
Seal (engine rear cover plate)	6424	Washer (camshaft sprocket)	6278
Seal (oil pan to oil pump tube)	6698	Washer (crankshaft pulley or damper retaining)	6378
Seal (starter to flywheel housing)	6436	Washer-spring (valve rocker arm shaft)	6598
Seal (valve guide & valve stem)	6571	Washer (trans. gear shift selector tube bushing)	6598
Seal (valve push rod cover ventilation tube)	6769	Washer (valve rocker arm shaft)	6590
Seal (valve rocker arm shaft oil inlet tube)	6594		
Seat (valve rocker arm fulcrum)	6A528		
Seat (valve spring)	6A536		

FORD CAR PARTS

YEAR	RESTRICTIONS	PART NUMBER	QUANTITY				PART NAME AND DESCRIPTION
			144	170	200		
60/	B, X	C0DZ 6008-C	1	1			COMPLETE GASKET SET - ENGINE OVERHAUL
Consists of the following							
	1-CODE 6020-B	Gasket-1960	1-CODE 6700-A	Seal	1-C2OZ 6734-A	Gasket	
	1-CODE 6020-C	Gasket-1961/	2-C2OZ 6701-B	Packing	1-C3OZ 8255-A	Gasket	
	1-CODE 6051-C	Gasket	1-C6DE 6710-A	Gasket	1-CODE 8507-A	Gasket	
	12-C3DZ 6571-C	Seal	1-C6DE 6711-A	Gasket	1-CODE 9417-A	Gasket-60/62	
	1-C0DZ 6584-B	Gasket	1-C2DE 6722-A	Seal	1-C3AZ 9417-A	Gasket-1963/	
	1-C0DZ 6626-A	Gasket	1-C2DE 6723-A	Seal			
63/	B, X	C3OZ 6008-B			1		
Consists of the following							
	1-CODE 6020-C	Gasket	1-CODE 6700-A	Seal	1-C2DE 6723-A	Seal	
	1-C9DZ 6051-A	Gasket	2-C2OZ 6701-A	Seal	1-C2OZ 6734-A	Gasket	
	12-C3DZ 6571-C	Seal	1-C6DE 6710-A	Gasket	1-C3OZ 8255-A	Gasket	
	1-C0DZ 6584-B	Gasket	1-C6DE 6711-A	Gasket	1-CODE 8507-A	Gasket	
	1-C0DZ 6626-A	Gasket	1-C2DE 6722-A	Seal	1-C3AZ 9417-A	Gasket	
60/62	X	*C3UZ 6009-A	1				CYLINDER ASSY. - INCLUDES CYLINDER BLOCK WITH ALL INTERNAL PARTS OF THE ENGINE BUT DOES NOT INCLUDE CYLINDER HEADS, OIL PAN OR CYLINDER FRONT COVER - mechanical tappets-use with 1/4" intermediate distributor & oil pump shafts
63/64	X	"Before 10/1/63"	*C3DZ 6009-A	1			Hydraulic tappets-use with 1/4" intermediate distributor & oil pump shafts
64	X	"From 10/1/63"	*C4DZ 6009-A	1			Hydraulic tappets-use with 5/16" intermediate distributor shaft & 5/16" oil pump shafts
61/62	B, X		*C3UZ 6009-B		1		Mechanical tappets-use with 1/4" intermediate distributor & oil pump shafts
63/64	B, X	"Before 10/1/63"	*C3DZ 6009-B		1		Hydraulic tappets-use with 1/4" intermediate distributor & oil pump shafts
64/	B, X	"From 10/1/63"	*C5DZ 6009-C		1		Hydraulic tappets
63/64	B	"Before 10/1/63"	*C3OZ 6009-C			1	Hydraulic tappets-3.68" bore-use with 1/4" intermediate distributor & oil pump shafts
64/	B, X	"From 10/1/63"	C7OZ 6009-B			1	3.68" bore
60/63	B, X		C3DZ 6010-B	1	1		ΔBLOCK ASSY. - CYLINDER-MECHANICAL TAPPETS-3 1/2" bore-use with 1/4" intermeideate shaft
64	B, X	"Before 10/1/63"	C3DZ 6010-C	1	1		Hydraulic tappets-use with 1/4" intermediate shaft
64/	B, X	"From 10/1/63"	C4DZ 6010-E	1	1		Mechanical or hydraulic tappets-use with 5/16" intermediate distributor shaft
63/64	B	"Before 10/1/63"	C3OZ 6010-E			1	Hydraulic tappets-use with 1/4" intermediate shaft
64	B, X	"From 10/1/63"	C4OZ 6010-A			1	Hydraulic tappets-use w/5/16" intermediate shaft
60/	X, B		★73279-S	2	2		Dowel (cyl. block to clutch housing)-3/8" x 3/4"
60/	X, B		376635-S(PP66A)	1	1		Plug-cup type (oil gallery-front)
60/	X, B		87837-S(P15)	1	1		Plug (rear of main gallery)-1/4"-18 x 27/64"-pipe-steel
60/	X, B		371426-S(PP83)	1	1		Plug (cylinder block side)-cup type-1 3/4" diam.
60/	X		354942-S(PP81)	AR	AR		Plug (cylinder block side)-cup type-O/S-1.790" & 1.775" O. D.
62/	B, X		376043-S(PP82A)	3	3	3	Plug (R. H. side cylinder block)-"freeze plugs"-1 3/4" O. D. - cup type
60/	X, B		87837-S(P15)	1	1		Plug (cylinder block hole over filter pad)-1/4"-18 x 27/64"-pipe-steel
60	X		353055-S7(PP29)	1			Plug (cylinder block water drain hole)-1/4"-18 extended head

Δ 6015 is a casting number and generally cannot be cross referenced to a service number. It will be used as a means of identification only when casting number is unique to only one 6010 assembly.

* Does not include tappets

FORD CAR PARTS

SECTION 60.1
6 CYL. - 144, 170, 200

YEAR	RESTRICTIONS	PART NUMBER	QUANTITY			PART NAME AND DESCRIPTION
			144	170	200	
60/64	B, X	C3DZ 6019-A	1	1	1	CYLINDER FRONT COVER KIT - consists of 1-CODE 6020-C Gasket, 1-C3DE 6059-A Cover, 7-55247-S Bolt-1/4"-20 x 1 3/8"
60/	B, X	373071-S7	7	7	7	Screw & washer assy. (cylinder front cover to block)-1/4"-20 x 5/8"
60/	B, X	20464-S7-8(B43EA)	AR	AR	AR	Bolt-1/4"-20 x 1 1/2"
60	X	CODE 6020-B	1			GASKET - CYLINDER TIMING CHAIN/TIMING GEAR FRONT COVER
61/	B, X, X Special	CODE 6020-C	1	1	1	(7) .286" holes-.030" thick
62/	B, X(P/S, A/T, A/C - exc. T/E)	C2OZ 6023-B	1	1	1	POINTER - TIMING-3 1/8" overall length (2) 17/64" holes -Also refer to Group 3A634-5

6A023, 6068, 6096 & 6120 REAR ENGINE MOUNT CHART

YEAR	MODEL	C.I.D.	*SUPPORT-CROSS MEMBER	*BRACKET-REAR SUPPORT	*SUPPORT ASSEMBLY	*BRACKET	
						R.H.	L.H.
- B -							
62/64	B(S/T & R/D clutch)	170,200	C2OZ 6A023-B		C3OZ 6068-B	C2OZ 6120-A	C2OZ 6120-E
62/64	B(S/T & H/D clutch)	170,200	C2OZ 6A023-A		C3OZ 6068-B	C2OZ 6120-J	C2OZ 6120-K
62/64	B(A/T)	170,200	C2OZ 6A023-D		C3OZ 6068-B	C2OZ 6120-J	C2OZ 6120-K
- X -							
60/61	X(exc. 71, 76)-S/T	†144, †170	C0DZ 6A023-A		#C0DD 6068-D	♣C0DZ 6120-A	
60/61	X(71, 76)-S/T	†144, †170	C0DZ 6A023-B		#C0DD 6068-D	♣C0DZ 6120-A	
60/61	X(exc. 71, 76)-A/T	†144, †170	C0DZ 6A023-A		#C0DD 6068-D	♣C0DZ 6120-B	
60/61	X(71, 76)-A/T	†144, †170	C0DZ 6A023-B		#C0DD 6068-D	♣C0DZ 6120-B	
61/	X	†144, †170, †200	C1DZ 6A023-A		C1DZ 6068-A		

YEAR	RESTRICTIONS	PART NUMBER	QUANTITY			PART NAME AND DESCRIPTION
			144	170	200	
60/61	X	34370-S8(M99)	2	2		Nut-lock (support to brkt.)-3/8"-24
		356403-S7-8(XX126)	2	2		Washer-flat-3/8"
		20388-S8(B80)	1	1		Bolt (rear support to extension)-3/8"-16 x 1"
		34807-S7-8(X66)	1	1		Lockwasher-3/8"
62/	X(4/S/T)	377785-SI00 (BB513F)	1	1		Bolt (6A061 support & spring to insulator & 6A023 support)
60/61	X	34956-S7-8(X82)		2		Lockwasher (support to crossmember)-5/16" ext. tooth
62/	B	350688-S (BB193)		4		Bolt (brkt. to underbody)-1/2"-13 x 1 1/4"
		44735-S8(X32)		2		Washer-flat-1/2"
		375707-S7-8(BB687D)		2		Bolt (brkt. to support)-1/2"-13 x .88"-square neck
		375710-S7-8(MM173F)		2		Nut-hex. washer lock-1/2"-13
63/	B	376905-S7-8(BB830H)		2	2	Bolt-1/2"-13 x 1 3/8"-square neck
6026						PLUG - CUP-CYLINDER BLOCK & CYLINDER HD.
60/	B, X	C5AZ 6026-G	AR	AR	AR	2.072" O.D. - cup shaped
60/	B, X	C8DZ 6026-A	4	4	4	11/64" O.D. Std. in cyl. head
			2	2	2	in block
		C8DZ 6026-B	AR	AR	AR	.060" O/S
		C8DZ 6026-C	AR	AR	AR	.125" O/S
62/	B	C2OZ 6A027-A		2	2	SPACER - ENGINE SUPPORT INSULATOR - front

* (1) Required unless otherwise noted
(2) Required

† Used with cantilever support
♣ Used in center position

‡ Used without cantilever support

YEAR	MODEL	C.I.D.	*SUPPORT BRACKET		*MOUNTING BRACKET		*INSULATOR	
			R.H.	L.H.	R.H.	L.H.	R.H.	L.H.
- B -								
62/64	B	170,200	C2OZ 6028-A	C2OZ 6029-A	C3OZ 6030-A	C3OZ 6031-A	C3OZ 6038-B	C3OZ 6038-B
- X -								
60/62	X- "Before 7/5/62"	144,170	C1DZ 6028-A	C1DZ 6029-A			C0DD 6038-F	C0DD 6038-F
62/	X(exc. 63,71,76)- "From 7/5/62"	144,170, 200	C2DZ 6028-B	C2DZ 6029-B			C2DZ 6038-B	C2DZ 6038-C
63/	X (71)	200	C2DZ 6028-B	C2DZ 6029-B			C2DZ 6038-B	C2DZ 6038-C
63/	X (63, 76)	144,170,	C2DZ 6028-B	C2DZ 6029-B			C3DZ 6038-A	C3DZ 6038-B

YEAR	RESTRICTIONS	PART NUMBER	QUANTITY			PART NAME AND DESCRIPTION
			144	170	200	
62	B	20390-S8(B102)		6		Bolt (brkt. to cyl. block)-7/16"-14 x 1" hex. head
62/63	B	373403-S8(MM173-J)		4		Nut-hex. washer lock-3/8"-16
		20348-S8(B77)		4		Bolt (bracket to block)-3/8"-16 x 3/4"
		34807-S8(X66)		4		Lockwasher-3/8"
62/	B, X	*353622-S100	2	2		Washer-flat(engine frt.supports to insulator)-5/16"
62/	B	34670-S7-8(M54)		6		Nut (bracket to underbody)-7/16"-14 hex.
		34808-S8(X67)		6		Lockwasher-7/16"
		373403-S8 (MM173J)	2	2	2	Nut (insulator to bracket)-3/8"-16 hex. lock
		373403-S8 (MM173J)		4		Nut (insulator to bracket)-3/8"-16 hex. lock
60	X	20388-S8(B80)	4			Bolt (insulator to cyl. block)-3/8"-16 x 1"
		34807-S7-8(X66)	4			Lockwasher-3/8"
		358605-S(XX115)	4			Washer-flat-21/64" I.D. -15/16" O.D. -3/16" thick
		353618-S100 (MM141)	4			Nut-lock-5/16"-24
62/	B, X	44735-S8(X32)	2	2	2	Washer-flat (insulator to front bracket)-15/32"
62/	B	C2OZ 6039-B		2	2	INSULATOR - ENGINE FRONT SUPPORT REBOUND
60/64	X(59A, 66A, 71A, 78A)	*C0DD 6A042-A	2			REINFORCEMENT - ENGINE REAR SUPPORT CROSSMEMBER TO FRAME MOUNTING-Dealer improvise-from 3/16" strap iron-1 1/4" width- 3 1/2" long-drill (2) 3/8" holes
60/64	X(59A, 66A, 71A, 78A)	20389-S8(B171)	4			Bolt (support to frame)-3/8"-24 x 1"
		370383-S(XX345)	4			Lockwasher-special prong type-3/8"
62/	B	C2OZ 6047-A		2	2	BOLT - ENGINE FRONT SUPPORT INSULATOR- 3/8"-16 x 3 3/16"-with 1/2" shoulder
60/64	X	C3DZ 6049-D	1			△ HEAD - CYLINDER-consists of (1) C3DZ 6049-B, (1)CODE 6051-A gasket & (1)C3AZ 10884-A temp. sender
61/64	B, X	C3OZ 6049-J		1	1	#C3OE 6090-C-includes (1)C3OZ 6051-A gasket & (1) C3AZ 10884-A temp. sender
60/	X, B	371426-S(PP83)	1	1		Plug-cup type (cylinder head end)-1 3/4" diam.
60/	X, B	87710-S(P16)	1	1		Plug (cylinder head hot water heater outlet)-3/8"
60/	B, X, X Special	C0DE 6051-C	1	1		GASKET - CYLINDER HEAD-steel-optional with C3OZ 6051-A for 170 only
63/	B, X	C9DZ 6051-A		1	1	Asbestos & steel-.077" thick

△ 6090 is a casting number and generally cannot be referenced to a service number. It will be used as a means of identification only when casting number is unique to one 6049 assembly. # Identification marking

* (1) Required unless otherwise noted

YEAR	RESTRICTIONS	PART NUMBER	QUANTITY			PART NAME AND DESCRIPTION
			144	170	200	
61/	X(S/T-with cantilever spring type engine rear support)	C1DZ 6B056-B	1	1	1	SPRING - ENGINE REAR SUPPORT-approx. 11 15/32" long
61/64	X(F/M/2-with cantilever spring type eng. rear support)	C1DZ 6B056-A	1	1	1	Approx. 7 21/64" long
62/	X(4 speed trans.)	C2DZ 6B056-A	1	1		
63/	X(S/T with interlock)	C3DZ 6B056-A	1	1	1	
61/	X	373889-S(BB429)	2	2		Bolt (spring to housing)-3/8"-16 x 1 1/4"
61/	X(with cantilever spring type engine rear support)	C1DZ 6A061-A	1	1	1	INSULATOR - ENGINE REAR SUPPORT - LOWER
61/	X(with cantilever spring type engine rear support)	375412-S(BB513E)	1	1		Bolt (insulator to support)-3/8"-24 x 2.38"-hex. shoulder lock
62/64	B			1		
61/	X(with cantilever spring type engine rear support)	375390-S(CX203A)	1	1		Washer-flat
62/64	B			1		
61/	X(with cantilever spring type engine rear support)	375391-S2(MM208)	1	1		Retainer assy. (nut)-3/8"-24
62/64	B			1		
62/	X(4 speed trans.)	377785-S100 (BB513F)	1	1		Bolt (insulator & 6B056 spring to 6068 insulator and 6A023 support)
64/	B,X	C1DZ 6065-E	2	2	2	BOLT - CYLINDER HEAD -7/16"-14 x 4 3/8" hex. head nylon lock
60/	B,X	⊕C1GY 6065-A	1	1	1	Left rear-7/16"-14 x 3.06"
60/63	X(A/C)	C0DE 6065-F	1	1		7/16"-14 x 4 1/4"
63/	B(A/C)	C3OZ 6065-A		2	2	7/16"-14 x 3 1/16"-overall length 4 13/32"-used in No. 3 position with C3DZ 2882-A bracket
64/	X(A/C)			2	2	
60/	B,X	C1DZ 6065-B	12	12	12	Except right front & 3rd from rear right side-7/16"-14 x 3 5/32"
62	B	★C2OA 6A066-A		2		SPACER - ENGINE FRONT SUPPORT INSULATOR-Dealer improvise
62	B	34057-S8(M161)		2		Nut (attach spacer to insulator & accel. pedal retracting spring clip)-3/8"-16-hex.
60/	B,X	C1DZ 6079-B	1	1		GASKET SET - VALVE GRIND
Consists of the following						
1-C0DE 6051-C Gasket (cylinder head)				1-C0DZ 6584-B Gasket (rocker arm cover)		
12-C3DZ 6571-C Seal (valve stem)				1-C3OZ 8255-A Gasket (water outlet)		
63/	B,X	C3OZ 6079-B			1	
Consists of the following						
1-C9DZ 6051-A Gasket (cyl. head)				1-C0DZ 6584-B Gasket (rocker cover)		
12-C3DZ 6571-C Seal (valve stem)				1-C3OZ 8255-A Gasket (water pump)		
62/	B(P/S, C4, extra cooling)	★C2OE 6B089-A		2	2	SPACER - TIMING POINTER-serviced in C2OZ 3A635-B kit-used as spacer between 6023 & 6019
64/	X(P/S and/or A/C)			2	2	
		6096				BRACKET - ENGINE REAR SUPPORT - Refer to Rear Engine Mount Chart (Basic No. 6A023)

◇ 6108 PISTON ASSEMBLY CHART - SOLID TYPE

In the Standard column of the chart below (R) designates red size - (B) designates blue size. Red size and blue size are optional for selective fit.

YEAR	MODEL	C.I.D.	RING S	INCL.	QTY.	PART NUMBER					
						STANDARD	.003" O/S	.020" O/S	.030" O/S	.040" O/S	.060" O/S
60/64	X	144	3	△	6	C1DZ 6108-F	C1DZ 6108-L	C1DZ 6108-G	C1DZ 6108-H	C1DZ 6108-J	C1DZ 6108-K
61/	X	170	3	△	6	C5DZ 6108-A	C5DZ 6108-K	C5DZ 6108-B	C5DZ 6108-C	C5DZ 6108-D	C2OZ 6108-K
62/	B	170									
63/64	B, X	200	3	△	6	C5DZ 6108-F(R) C5GY 6108-B(B)	C5DZ 6108-L	C3OZ 6108-G	C5DZ 6108-H	C5DZ 6108-J	

◇ 6110 is a casting number and generally cannot be cross referenced to a service number. It will be used as a means of identification only when casting numbers is unique to only one 6108 assembly. △ Includes piston pin

⊕ Use in place of C1DE 6065-B or CIDZ 6065-B when required

FORD CAR PARTS

YEAR	RESTRICTIONS	PART NUMBER	QUANTITY			PART NAME AND DESCRIPTION
			144	170	200	
		6120				BRACKET ASSY. - ENGINE REAR SUPPORT - Refer to Rear Engine Mount Chart (Basic No. 6A023)
60/	B, X	B2AZ 6135-A	6	6	6	PIN - PISTON-#Green-.9121" O.D. -.600" I.D. - 3.023" long-std. .001" O/S
		B2AZ 6135-B	6	6	6	

6148 PISTON RING CHART - CONSISTS OF THE NECESSARY RINGS TO RE-RING (2) PISTONS

YEAR	MODEL	C.I.D.	R SIZE	TYPE	PART NUMBER				
					STANDARD	.020" O/S	.030" O/S	.040" O/S	.060" O/S
60/	B, X	144, 170	3	Hi Lo	C0DZ 6148-F	C0DZ 6148-G	C0DZ 6148-C	C0DZ 6148-D	C0DZ 6148-E
63/	B, X	200	3	Hi Lo	C3OZ 6148-E	C3OZ 6148-F	C3OZ 6148-G	C3OZ 6148-H	

YEAR	RESTRICTIONS	PART NUMBER	QUANTITY			PART NAME AND DESCRIPTION
			144	170	200	
60/64	X	CODE 6200-A	6			ROD ASSY. - CONNECTING
81/	B, X	C3OZ 6200-B		6	6	

6211 CONNECTING ROD BEARING CHART

YEAR	MODEL	C.I.D.	UPPER LOWER	SIZE	PART NUMBER and SIZE				
					STANDARD	.002" U/S	.010" U/S	.020" U/S	.030" U/S
60/	B, X	144, 170, 200	6	6	C3OZ 6211-G	C3OZ 6211-H	C3OZ 6211-J	C3OZ 6211-K	C3OZ 6211-L

YEAR	RESTRICTIONS	PART NUMBER	QUANTITY			PART NAME AND DESCRIPTION
			144	170	200	
60/	B, X	C3DZ 6212-A	12	12	12	NUT - CONNECTING ROD-5/16"-24 hex.
60/	B, X	C3AZ 6214-A	12	12	12	BOLT - CONNECTING ROD-5/16"-24 x 2.08"
60/62	B, X	C0DZ 6250-B	1	1		CAMSHAFT ASSY. -LESS GEAR-#GABC-mechanical tappets-cast iron-14 tooth distributor gear
63/	B	C7OZ 6250-A	1	1	1	Hydraulic tappets-#VD or #C-14 tooth
63/	X		1	1		
60/	B, X	C2DZ 6A251-A	1	1		CAMSHAFT BEARING KIT - STANDARD
63/	B, X				1	

Consists of the following Bearings

1-CODE 6261-B Front

1-CODE 6263-B Rear

1-CODE 6267-B Front Intermediate

1-C5AZ 6026-G Plug

1-CODE 6270-B Rear Intermediate

60/	B, X	CODE 6256-A	1	1	1	SPROCKET - CAMSHAFT - cast iron-38 teeth
60/	B, X	3731I8-S(NN54)	1	1	1	Pin-dowel(sprocket to camshaft)-1/4" dia.x.31" long
60/	B, X	371643-S(BB296)	1	1	1	Bolt(sprocket to camshaft)-7/16"-14 x 1 1/8"
		34808-S8(X67)	1	1	1	Lockwasher-7/16"

6261, 6263, 6267 & 6270 CAMSHAFT BEARING CHART

YEAR	MODEL	C.I.D.	SIZE	FRONT	FRONT INTERMEDIATE	CENTER	REAR INTERMEDIATE	REAR
60/	B, X	144, 170, 200	Standard .015" U/S	CODE 6261-B CODE 6261-C	CODE 6267-B CODE 6267-C		CODE 6270-B CODE 6270-C	CODE 6263-B CODE 6263-C

YEAR	RESTRICTIONS	PART NUMBER	QUANTITY			PART NAME AND DESCRIPTION
			144	170	200	
60/	B, X	C0DZ 6265-A	1	1	1	SPACER - CMASHAFT SPROCKET-1.010" I.D. - 1.36" O.D. -.165" thick

Identification marking

FORD CAR PARTS

SECTION 60.1
6 CYL. - 144, 170, 200

183

YEAR	RESTRICTIONS	PART NUMBER	QUANTITY				PART NAME AND DESCRIPTION
			144	170	200		
60/	B, X	7HA 6266-B	AR	AR	AR		PLUG - cylinder block-2.154" O.D.-cup shaped
		6267					Refer to Camshaft Bearing Chart (Basic No.6261-63)
60/	B, X	C0DE 6268-A	1	1	1		CHAIN - TIMING-50 links
60/	B, X	C0DE 6269-A	1	1	1		PLATE - CAMSHAFT THRUST-(2)11/32"bolt/stud holes-(1)1.43"dia.center hole-3.52"overall length - 160" thick
60/	X	20326-S7(B49)	2	2	2		Bolt (camshaft thrust plate to cylinder block)- 5/16"-18 x 5/8"
60/	X	34806-S7(X64)	2	2	2		Washer-5/16"
		6270					Refer to Camshaft Bearing Chart (Basic No.6261-63)
60/	B, X	C3AZ 6278-A	1	1	1		WASHER - CAMSHAFT SPROCKET-1.26" O.D.- .46" I.D. -.25" thick
60/	B, X	C0DZ 6A302-A	1	1	1		PIN - CRANKSHAFT REAR OIL SEAL-.095"O.D. - .31" long-pointed
60/64	X	C2DZ 6303-B	1				CRANKSHAFT ASSY. - 29.005" overall length
61/	B, X	C2DZ 6303-A		1			29.005" overall length
63/64	B, X	C3OZ 6303-A			1		4 main bearings
60/	B, X	C0DZ 6306-A	1	1	1		SPROCKET - CRANKSHAFT-19 teeth-used with or without slinger
60/	B, X	372854-S(LL11)	1	1	1		Key-3/16" x 1.75"
60/	B, X	C0DE 6310-A	1	1	1		SLINGER - CRANKSHAFT OIL-3.52" O.D. - 1.258" I.D.
61	Taxi(with 35 amp."Delco" generator	† C1DZ 6312-A	1	1			PULLEY ASSY. - CRANKSHAFT-double sheave-5.855" sheave dia. -2.34" long - Also refer to Basic No. 6A312
62/	B, X	+C2DZ 6312-A	1	1	1		Single sheave-5 55/64" dia.pulley-1 49/64" long
60/61	X(without A/C)		1	1			
62/	B(P/S, X/C)	† C2DZ 6A312-A		1	1		PULLEY ASSY. - CRANKSHAFT-OUTER-single sheave-5 29/32" pulley diam. -(3) holes equally spaced -Also refer to Basic No. 6312
63/64	X(A/C and/or P/S)- "Before 3/2/64"			1	1		
62/	B(with 40,52,53 & 60 amp.alt.)			1	1		
61/	X(A/C)	C0DZ 6A312-A	1	1			Double sheave-6 1/16" pulley diam. -2.39" long
62/	B(A/C)	† C2OZ 6A312-A		1	1		Single sheave
64/	X(A/C and/or P/S)- "From 3/2/64"			1	1		
62/64	B(A/C)	C1TE 6A340-B		1			Bolt (pulley & damper to crankshaft)- 9/16"-18 x 1 3/4"
61/	B, X			1	1		
62	B(A/C)	356685-S7-8(BB153)		3			Bolt (outer pulley to damper)-3/8"-16 x 7/8"
		34807-S7-8(X66)		3			Lockwasher-3/8"

6333,6337 & 6342 MAIN BEARING CHART

In the size column of the chart below (R) designates red size - (B) designates blue size.
Red size and blue size are optional for selective fit.

**6 CYLINDER ENGINES
4 MAIN BEARINGS**

YEAR	MODEL	C.I.D.	SIZE	U P P E R	L O W E R	FRONT	FRONT INTERMEDIATE	CENTER	REAR INTERMEDIATE	REAR
60/	B, X	144,170	Standard	x	x	C1DZ 6333-A	C1DZ 6333-A		C1DZ 6337-A	C1DZ 6333-A
63/64	B, X	200								
			.002"			C1DZ 6333-C	C1DZ 6333-C		C1DZ 6337-C	C1DZ 6333-C
			.010"			C1DZ 6333-D	C1DZ 6333-D		C1GE6342-D	C1DZ 6333-D
			.020"			C1GE 6333-E	C1GE 6333-E		C1DZ 6337-E	C1GE 6333-E
			.030"			C1DZ 6333-F	C1DZ 6333-F		C1GE 6342-F	C1DZ 6333-F

† Includes damper

FORD CAR PARTS

YEAR	RESTRICTIONS	PART NUMBER	QUANTITY			PART NAME AND DESCRIPTION
			144	170	200	
60/	B, X	C1TE 6A340-B 34810-S7-8(X69)	1	1		BOLT - CRANKSHAFT PULLEY RETAINING) - 9/16"-18 x 1 3/4" hex. head Lockwasher-9/16"
		6342				BEARINGS - MAIN (ALL) - Refer to Main Bearing Chart (Basic No. 6333)
		6345				BOLT - CRANKSHAFT MAIN BEARING CAP - Also refer to Basic 6065 7/16"-14 x 2.70"
60/	B, X(4 main bearings)	C1DE 6345-A	8	8	8	
60/62	X(S/T)	C0DD 6366-A	1	1		COVER ASSY. - FLYWHEEL HOUSING - Also refer to Group 7007
62	B(S/T-except H/D clutch)	C2OZ 6366-B		1		
62/	B, Taxi(H/D clutch)	C2OZ 6366-A		1		
60/	B, X	20310-S8(B48) 34806-S7(X64)	4	4		Bolt (bottom cover to flywheel housing)- 5/16"-18 x 1/2" Lockwasher-5/16"
60/	B, X(C4 & F/M/2)	C0DE 6A366-A	1	1	1	PLATE - FLYWHEEL REINFORCING-3 5/8" O.D.- 23/64" I.D. -5/64" thick-(6) 29/64" holes
60/	X, B(F/M/2)	C3AZ 6379-A	6	6	6	Bolt (plate to flywheel to crankshaft)- 7/16"-20 x .84"-hex. head lock
60/62	X, B(F/M/2)	C1DZ 6375-A	1	1		FLYWHEEL - #semi-radial converter mounting pad area
60/	B, X(3/4/S/T)	C3DZ 6375-C	1	1	1	#C4OE 6380-B-10 3/4" dia. (6)5/16"-18 pressure plate attaching holes on 9 3/8" bolt circle- includes 132 tooth ring gear
63/	B, X(F/M/2 & C4)	C3DZ 6375-B	1	1	1	Does not include ring gear-see Group 7902 or 7950
62/64	B, Taxi(S/T & H/D clutch)	C2OZ 6375-D		1		160 teeth-(12) 5/16" thru holes-(6) 5/16"-18- 10.875" diameter bolt hole centers
60/	B, X	C0DZ 6378-A	1	1	1	WASHER - CRANKSHAFT PULLEY or DAMPER RETAINING-1.76" O.D. -.58" I.D. -.230" thick
60/	B, X(S/T)	B8A 6379-A	6	6		BOLT - FLYWHEEL TO CRANKSHAFT- 7/16"-20 x 15/16" hex. head
63/	B, X(F/M/2)				6	
60/63	B, X(F/M/2)	C3AZ 6379-A	6	6	6	7/16"-20 x 27/32" hex. head-nylon pellet lock
60/	B, X(S/T)	C0DE 6384-A	1	1	1	GEAR - FLYWHEEL RING-132 teeth-11.158" O.D.
62/	B, Taxi(S/T & H/D clutch)	C2OZ 6384-B		1	1	157 teeth-13 1/4" O.D.
60/	X(3/S/T)	C3DZ 6392-D	1	1	1	HOUSING ASSY. - FLYWHEEL and CLUTCH - #C3DA 6394-B-aluminum-consists of (1) C3DA 6392-C housing & (1) C5DE 6A373-B plate- Also refer to Groups 7007, 7505 & 7975
62/	B(S/T-except H/D clutch)	C3OZ 6392-D	1	1	1	#C3OA 6394-C-includes (1)C5DZ 7007-B plate
62/	X(4/S/T)	C2DZ 6392-C	1	1	1	#C3DA 6394-A-aluminum-includes (1) C5DZ 7007-B plate
63/64	B(H/D clutch)	C3OZ 6392-B		1		#C3OA 6394-B
60/	X, B	20534-S8(B90) 34807-S7-8(X66)	4	4		Bolt (housing to cyl. block)-3/8"-16 x 2 1/4" Lockwasher-3/8"
60/62	B, X	C2DZ 6436-A	1	1		SEAL - STARTER TO FLYWHEEL HOUSING
60/62	B, X	C4AZ 6500-B	12	12		TAPPET ASSY. - VALVE-mechanical-.8742"O.D.- 1.85" long
63/	B, X	C8AZ 6500-A	12	12	12	Hydraulic-1.82" long

Identification marking

FORD CAR PARTS

SECTION 60.1
6 CYL. - 144, 170, 200

185

6505-07 INTAKE and EXHAUST VALVE CHART

YEAR	C.I.D.	MODEL	EXHAUST VALVE					INTAKE VALVE				
			LENGTH	HEAD DIA.	STEM SIZE	STEM DIA.	PART NUMBER	LENGTH	HEAD DIA.	STEM SIZE	STEM DIA.	PART NUMBER
60/64	144	X-micro finish on exhaust valve	4.19"	1.28"	Std.	.3094"	CODE 6505-J	4.19"	1.47"	Std.	.3104"	CODE 6507-E
					.003"	.3124"	CODE 6505-L			.003"	.3134"	CODE 6507-G
					.015"	.3244"	CODE 6505-K			.015"	.3254"	CODE 6507-F
					.030"	.3394"	CODE 6505-M			.030"	.3404"	CODE 6507-H
61/64	170,200	B, X	4.19"	1.28"	Std.	.3094"	CODE 6505-J	4.19"	1.53"	Std.	.3104"	CIDE 6507-A
					.003"	.3124"	CODE 6505-L			.003"	.3134"	CIDE 6507-B
					.015"	.3244"	CODE 6505-K			.015"	.3234"	CIDE 6507-C
					.030"	.3394"	CODE 6505-M			.030"	.3404"	CIDE 6507-D

YEAR	RESTRICTIONS	PART NUMBER	QUANTITY				PART NAME AND DESCRIPTION
			144	170	200		
60/	B, X use with CODE 6531-A	CODE 6A508-A	1	1	1		COVER - VALVE ROCKER ARM FRONT SUPPORT OIL PASSAGE
60/	B, X	C3DZ 6510-A	AR	AR	AR		BUSHING - VALVE GUIDE-1 27/32" long-29/64" O. D. -19/64" I. D. -I. D. must be reamed for stem clearance
60/62	B, X	CODE 6513-A	12	12			SPRING - VALVE-2" long-7.25 coils-1" I. D.
63/	B, X	C3DZ 6513-A	12	12	12		1.79" long-1.014" I. D. -#Light Red
60/	B, X, X Special	CODE 6514-A	12	12	12		RETAINER - VALVE SPRING-1.28" flange O. D. - .347" hole diameter-.420" overall height
60/	B, X	B3Q 6515-A	AR	AR	AR		SPACER - VALVE SPRING-1.36" O. D. -1" I. D. - .030" thick
60/	B, X, X Special	CODE 6517-A	12	12	12		SLEEVE - VALVE SPRING RETAINER-.720" & .520" O. D. -.36" overall height
60/	B, X, X Special	CODE 6518-A	24	24	24		RETAINER - VALVE SPRING-.380"height-#Green
60/	B, X	C1DZ 6A527-C	6	6	6		BOLT - VALVE ROCKER ARM SHAFT SUPPORT-3/8"-16 x 2 31/32"
		370347-S(XX314)	6	6	6		Washer-3/8"
60/	B, X	CODE 6531-A	1	1	1		SUPPORT - VALVE ROCKER ARM SHAFT-front
60/	B, X	CIDE 6531-A	5	5	5		Except front
60/	B, X	370347-S(XX314)	5	5	5		Washer-flat-3/8"
60/64	B, X	B6A 6549-C	12	12	12		SCREW - TAPPET andROCKER ARMADJUSTING-standard-7/16"-20 x 1.40" long .0023" O/S
		C2AZ 6549-A	AR	AR	AR		
63	B, X	EAA 6552-A	12	12			LOCK NUT - VALVE ROCKER ARM ADJUSTING SCREW-7/16"-20
60/62	B, X	C0DZ 6563-A	1	1			SHAFT - VALVE ROCKER ARM-23.94" long- includes (2) EAA 6572-A plugs
60/62	B, X	372929-S(NN103)	2	2			Pin-spring (washer to shaft)-1/8" x 1 1/8"
63/	B, X	C3DZ 6563-A	1	1	1		Use w/hyd. tappets- includes (2) EAA 6572-A plugs
60/64	B, X	C0DZ 6564-A	12	12	12		ARM and SCREW ASSY. - VALVE ROCKER
60/64	B, X, X Special	CODE 6565-B	12	12	12		ROD - VALVE PUSH-approx. 8 1/8" long-(1) ball & (1) cup type end
60/	B, X	6571					SEAL - VALVE GUIDE and VALVE STEM
		C3DZ 6571-C	12	12			Intake exhaust-.70" high

Identification marking

FORD CAR PARTS

YEAR	RESTRICTIONS	PART NUMBER	QUANTITY			PART NAME AND DESCRIPTION
			144	170	200	
60/	B, X	EAA 6572-A	2	2	2	PLUG - VALVE ROCKER ARMSHAFT-cup shaped-.536" diameter
60/64	B, X	C3DZ 6582-E	1	1	1	COVER ASSY. - VALVE ROCKER ARM - #primed- includes (1) 378727-S grommet in top of cover
60/	B, X	20324-S8(B41) 34805-S8(X62)	7 7	7 7		Bolt (cover to cyl.head)-1/4"-20 x 5/8" Lockwasher-1/4"
63/64	B, X	378727-S(PP14U)	1	1	1	Grommet(to plug hole in cover)
60/	B, X	C0DZ 6584-B	1	1	1	GASKET - VALVE ROCKER ARM COVER-rubber
60/	B, X	C0DE 6587-A	5	5	5	SPRING - VALVE ROCKER ARM TO SHAFT LOCATING-2.10" free length-6 coils-.80" I.D.
60/	B, X	C0DE 6598-A	2	2	2	WASHER - SPRING - VALVE ROCKER ARM SHAFT - 1.12" O.D. -.80" I.D. -.015" thick
60/	B, X	372929-S(NN103)	2	2	2	Pin-spring-1/8" x 1 1/8"
60/61	X	"Before 9/10/60" C0DZ 6600-A	1	1		PUMP ASSY. - ENGINE OIL - LESS SCREEN, TUBE and COVER -includes (1) C0DZ 6626-A gasket-use with C0DZ 6A618-A shaft
61/64	B, X-	"From 9/10/60 to 10/1/63" C1DZ 6600-A	1	1	1	Includes (1) C0DE 6626-A Gasket
64	B, X	"From 10/1/63" C4DZ 6600-A	1	1	1	Includes (1) C0DZ 6626-A gasket-use with C4DZ 6A618-A shaft
60/	B, X	20386-S8(B53) 34806-S7(X64)	2 2	2 2	2 2	Bolt (pump to block)-5/16"-18 x 1" Lockwasher-5/16"
60	X	6A603 C3DZ 6A603-A	1			EMISSION REDUCTION CONVERSION KIT Major kit-used with C3AZ 6A603-A attaching kit and C3AZ 6A664-B hose (cut to length) with (2) B7A 8287-A clamps
		C3AZ 6A603-A	1			Attaching kit-used with C3DZ 6A603-A major kit
60/61	X	"Before 9/10/60" C0DE 6608-A	1	1		ROTOR and SHAFT ASSY. - OIL PUMP DRIVE- rotor type pump-2.370" long
60/64	B, X-	"From 9/10/60 to 10/1/63" C1DE 6608-A	1	1	1	Rotor type pump-2.44" long-use with C1DZ 6600-A pump
64	B, X	"From 10/1/63" C4DZ 6608-A	1	1	1	Use with C4DZ 6A618-A shaft
60/	B, X	C3DZ 6616-A	1	1	1	PLATE - OIL PUMP BODY
60/	B, X	370519-S(BB125) 34805-S8(X62)	3 3	3 3		Bolt (cover plate to body)-1/4"-20 x 7/8" Lockwasher-1/4"
60/61	X	"Before 9/10/60" C0DZ 6A618-A	1	1		SHAFT - OIL PUMP INTERMEDIATE-2.95" long
61/64	B, X-	"From 9/10/60 to 10/1/63" C3DZ 6A618-A	1	1	1	4.48" long
64	B, X	"From 10/1/63" C4DZ 6A618-A	1	1	1	4 1/2" long-use with C4DZ 6600-A pump
60/63	B, X	C0DE 6622-B	1	1	1	SCREEN, TUBE and COVER ASSY. - OIL PUMP - Also refer to Basic No. 6345
60/	B, X	20426-S8(B55) 34806-S7(X64)	1 1	1 1		Bolt (screen to oil pump)-5/16"-18 x 1 1/4" Lockwasher-5/16"
64	B, X, Taxi	C4DZ 6622-A	1	1	1	
60/	X	20346-S8(B50)	1	1		Bolt (screen to oil pump)-5/16"-18 x 3/4"
60/	B, X	C0DE 6626-A	1	1	1	GASKET - OIL PUMP SCREEN COVER and INLET TUBE -.020" thick
60/64	B, X	B8A 6629-A	1	1	1	RING - OIL PUMP INTERMEDIATE SHAFT RETAINER-.52" O.D. -6 prongs

Identification marking

FORD CAR PARTS

SECTION 60.1
6 CYL. - 144, 170, 200

187

YEAR	RESTRICTIONS	PART NUMBER	QUANTITY			PART NAME AND DESCRIPTION
			144	170	200	
		6A664				HOSE - CRANKCASE VENTILATION TUBE - EMISSION REDUCTION CONTROL - Also refer to Basic No. 6853 Intake Manifold Type
61/62	B, X	C3AZ 6A664-A ★C1AE 6A664-C	AR	AR	AR	1/2" I. D. -25 ft. long - cut as required 2" long-attach 6758 to 6A665 and/or 6A666
61	X	374585-S(II-146D)	1	1		Tee-30°-three way-1/4"-18 male thread-1/4"-18 & 1/2"-20 female threads (attach 6A666 to manifold)
62/63	B, X	376023-S(II-146R)	1	1	1	Tee-30°-three way-1/4"-18 male thread-1/4"-18 & 1/2"-20 female threads (attach 6A666 to manifold)
61/63	B, X	BPA 18572-A	AR	AR	AR	Clamp-hose
						Air Cleaner Type
63	B, X	C3DZ 6A664-A	1	1	1	1" I. D. -22 1/2" long-attach 6A665 and/or 6758 to 9600
63	B, X	B7AZ 8287-C	AR	AR	AR	Clamp-hose (6A664 to 6A665 & to 6758)
						Rocker Arm Cover Type
63/	B, X	★C3DE 6A664-B	1	1	1	26 1/4" long-attach 6A666 to manifold-cut from 4090 bulk hose
63/	B, X	379001-S7(II-191L)	1	1	1	Nipple-3/8"-attach 6A664 to manifold
61/62	B, X	C1DE 6A665-B	1	1		ADAPTER ASSY. - CRANKCASE VENTILATION - EMISSION REDUCTION CONTROL
63	B, X	C3DZ 6A665-A	1	1	1	Used as adaptor & ventilation tube
60/	B, X	C2DZ 6666-A	1	1	1	PLUG - OIL RELIEF VALVE-in oil pump body-cup type-.558" & .572" O. D. -.20" height
60/	B, X	72070-S(N46)	1	1	1	Cotter pin-3/32" x 1 1/2"
61/63	B, X(intake manifold or air cleaner types em/re)	C1DZ 6A666-B	1	1	1	VALVE ASSY. - CRANKCASE VENTILATION REGULATOR - EMISSION REDUCTION CONTROL- approx. 2 29/32" long-1/4"-18 threads one end
60	X	C3DZ 6A666-D	1			
63/	B, X(R/A cover em/re)	C5TZ 6A666-A	1	1	1	#C7TE 6A666-B
61	X	373084-S8(PP38B)	1			Plug-1/2"-20
61/64	X	374585-S(II-146D)	1			Tee-30°-three way (valve to intake manifold)- 1/4"-18 ext. & 1/4"-18 & 1/2"-20 internal threads
62/	X	★375540-S2	1	1		Clip (valve to tube)-5/16" x 1/2" tube-use w/elect. w/s wiper & emission reduction-dlr. improvise
60/	B, X	B8A 6670-A	1	1	1	SPRING - OIL PUMP BODY RELIEF VALVE - rotor type pump-14 coils-approx. 1.89" free length .468" O. D.
60/	B, X	B9AE 6674-B	1	1	1	PLUNGER - OIL PUMP BODY RELIEF VALVE - 1.81" long-.4933" O. D. -.77"- .18" O. D. for 1"
60/	B, X, Taxi	C4DZ 6675-B	1	1	1	PAN ASSY. - ENGINE OIL-includes (1) C2DZ 6750-B & (1) C2DZ 6754-A
60/	B, X	20324-S8(B41) 34805-S8(X62)	18	18		Screw (oil pan to cyl. block)-1/4"-20 x 5/8" Lockwasher-1/4"
60/	B, X	20346-S7(B50) 34806-S7(X64)	2	2		Bolt (pan to block)-5/16"-18 x 3/4" Lockwasher-5/16"
60/	B, X	20346-S7(B50) 34806-S7(X64)	2	2		Bolt (pan to cyl. front cover)-5/16"-18 x 3 1/4" Lockwasher-5/16"
60/	B, X	C0DE 6700-A	1	1	1	OIL SEAL - CYLINDER FRONT COVER - 2.378" O. D. -1.750" I. D. -.437" thick
60/	B, X	C2OZ 6701-A	2	2	2	PACKING - CRANKSHAFT - REAR-6 1/2" long- 27/64" wide-7/32" thick-cut to length-rope type

Identification marking

FORD CAR PARTS

YEAR	RESTRICTIONS	PART NUMBER	QUANTITY			PART NAME AND DESCRIPTION	
			144	170	200		
		6710-11				Supplied only in 6781 gasket set	
		6722-23				Supplied only in 6781 gasket set	
60/	B,X	C3AZ 6730-A	1	1	1	PLUG - ENGINE OIL PAN DRAIN-1/2"-20- includes (1) C2OZ 6734-A gasket	
60/	B,X	C1AZ 6731-A	1	1	1	ELEMENT ASSY. - ENGINE OIL FILTER - WITH GASKETS-"Spin-on" one piece filter-has 3/4"-16 female threads	
62/64	B(Taxi)	†CITZ 6731-D		1		Used with cartridge type oil filter	
62/	B(Taxi)			1	1		
	Consists of the following						
		1-COTE 6744-A Element	1-EAA 6749-A Gasket			1-EAA 6838-A Gasket	
		2-EAA 6746-A Gasket					
60/	B,X	C2OZ 6734-A	1	1	1	GASKET - ENGINE OIL PAN DRAIN PLUG - #nylon-13/16" O. D. -1/2" I. D. -5/64" thick	
62/	B(Taxi)	B2A 6741-A		1	1	BOLT and VALVE ASSY. - ENGINE OIL FILTER CENTER-used with cartridge type oil filter	
62/	B(Taxi)	★EAA 6746-A		1	1	GASKET - ENGINE OIL FILTER ELEMENT - 1.24" O. D. - .72" I. D. - .12" thick-supplied in 6731 kit-used with cartridge type oil filter	
62/	B(Taxi)	EAA 6749-A		2	2	GASKET - OIL FILTER CENTER BOLT TO ADAPTER & COVER-1.18" O. D. - .77" I. D. - .06" thick-used with cartridge type oil filter	
60/61	X	"Before 7/3/61"	C0DE 6750-A	1	1	INDICATOR ASSY. - OIL LEVEL-approx. 13 3/4" overall length	
61/	B,X	"From 7/3/61"	C2DZ 6750-B	1	1	10.42" shield to full 11.14" shield to add 12.00" shield to end	
62/	B(Taxi)		B4A 6751-B		1	DIAPHRAGM - OIL FILTER-4.68" O. D. -used with cartridge type oil filter	
61/	B,X	"From 7/3/61"	C2DZ 6754-A	1	1	1	TUBE - OIL LEVEL INDICATOR-3.74" long-must be used with C4DZ 6675-A pan & C2DZ 6750-A indicator
60/61	X	"Before 7/3/61"	B8A 6754-B	1	1	On cylinder block	
60/	B,X		C0DE 6758-A	1	1	1	TUBE - CRANKCASE VENTILATION - NON-EMISSION REDUCTION-attaches to cyl.block- approx. 13"-includes bracket- Also refer to Basic No's.6A664 & 6853
61/64	B,X		C1DZ 6758-B	1	1	1	CRANKCASE VENTILATION CONVERSION KIT - to convert to non em/re
62	B,X(int. manifold type)- "Before 4/10/62"		★C2DE 6759-A	1	1		TUBE - CRANKCASE VENTILATION -attaches to cyl. block-26 1/2" long-cut from 8QH 2269-B tubing - Also refer to Basic No's. 6A664 & 6853
62	B,X(int. manifold type)- "From 4/10/62"		★C2DE 6759-B	1	1		Attaches to cyl. block-22 7/8" long-cut from 8QH 2269-B tubing
63	B,X(air cleaner type)		C3DZ 6A665-A	1	1	1	Used as both adaptor & tube-att. to cyl. block
60/63	B,X		B6AZ 6766-A	1	1	1	CAP ASSY. - OIL FILLER and BREATHER - NON EMISSION REDUCTION CONTROL
64/	B,X		C3UZ 6766-A	1	1	1	

† When used on 170 Engine use C2OZ 6838-A in place of EAA 6838-A

Identification marking

FORD CAR PARTS

SECTION 60.1
6 CYL. - 144, 170, 200

YEAR	RESTRICTIONS	PART NUMBER	QUANTITY				PART NAME AND DESCRIPTION	
			144	170	200			
		6766					CAP ASSY. - OIL FILLER and BREATHER - EMISSION REDUCTION CONTROL	
61/63	B, X "Before 3/18/63"	B6AZ 6766-A	1	1	1		Open system intake manifold and air cleaner types-#Black	
		C2SZ 6766-A	1	1	1		Open system intake manifold and air cleaner types-#Chrome	
63	B, X- "From 3/18/63 to 7/1/63"	C3DZ 6766-A	1	1	1		Open system air cleaner and rocker arm cover types-use with C3DZ 6582-B cover	
63/64	B, X "From 7/1/63"	C3UZ 6766-A	1	1	1		Open system rocker arm cover type	
64/	B, X	C4TZ 6766-B	1	1	1		Closed system rocker arm cover type - #Black-optional with C5ZZ 6766-D	
		C5ZZ 6766-D	1	1	1		Closed system rocker arm cover type-#Chrome-optional with C4TZ 6766-B	
60/	B, X	C3DZ 6781-B	1	1	1		GASKET SET - ENGINE OIL PAN	
	Consists of the following							
	1-C6DE 6710-A Gasket (oil pan)-R. H.							1-C2DE 6723-A Seal (oil pan)-rear
	1-C6DE 6711-A Gasket (oil pan)-L. H.							1-C2OZ 6734-A Gasket (oil pan drain)
								1-C2DE 6722-A Seal (oil pan)-front
62/	B, Taxi	C2OZ 6838-A		1	1		GASKET - OIL FILTER MOUNTING-3.78" O. D. - 3.42" I. D. -used with cartridge type oil filter	
62/	B, Taxi	C2OZ 6840-A		1	1		GASKET - OIL FILTER ADAPTER-3.02" O. D. - .78" I. D. -.06" thick-used with cartridge type oil filter	
		6853		★	★	★	HOSE - CRANKCASE VENTILATION - Cut from B4C 4090-A-3/8" I. D. Cut from C3AZ 6A664-A-1/2" I. D. Cut from C3AZ 6A664-B-5/8" I. D. Also refer to Basic 6A664	
62/	B, Taxi	B2A 6889-A		1	1		SPRING - OIL FILTER ELEMENT RETAINING - approx. .94" free length-4 active coils-used with cartridge type oil filter	
62/	B, Taxi	EAA 6890-C		1			INSERT - OIL FILTER MOUNTING BOLT-1 1/4" hex. -1 1/16"-12 external thread-3/4"-16 internal thread-5/8" overall length-steel-undercut bottom flange-used with cartridge type oil filter-att. bolt & valve assy. to cylinder block	
62/	B, Taxi	C2OZ 6890-B		1	1		1.25" hex. -3/4"-16 external & internal threads-overall length 1.76"-used with cartridge type oil filter-att. bolt & valve.assy. to cyl. block	
60/	B, X	B8A 6890-A	1	1	1		3/4"-16 external threads-1/2" I. D. -1.30" long-use with "Spin-On" type filter-att. filter to adaptor or cylinder block	
63/	B, X(R/A cover type em/re)	C8SZ 6A892-A	1	1	1		GROMMET (holds 6A666 in 6582)- 1 7/16" O. D. -23/32" I. D.	
62/	B, Taxi	B2A 6898-A		1	1		RETAINER - OIL FILTER ELEMENT-1 1/4" O. D. -49/64" I. D. -used with cartridge type oil filter	

Identification marking

YEAR	RESTRICTIONS	PART NUMBER	QUANTITY			PART NAME AND DESCRIPTION
			223			
		6008				COMPLETE GASKET SET - ENGINE OVERHAUL
60	A	C0AZ 6008-C	1			Optional with C0TZ 6008-C
		Consists of the following				
		1-C1AE 6020-A	Gasket (front cover)	1-B7A 6659-A	6659-A	Gasket (oil pump mounting)
		1-C0AE 6051-B	Gasket (cylinder head)	1-EAA 6700-B	6700-B	Seal (crankshaft-front)
		2-C1AE 6336-A	Seal (crankshaft)	2-C2OZ 6701-A	6701-A	Packing (crankshaft-rear)
		1-C1AE 6521-C	Gasket (push rod cover)	1-C0AZ 6710-C	6710-C	Gasket (oil pan)
		4-B9A 6570-A	Grommet (push rod cover)	1-C2OZ 6734-A	6734-A	Gasket (oil pan drain plug)
		12-C1TE 6571-C	Seal (valve stem)	1-EAG 8255-B	8255-B	Gasket (water outlet)
		1-C1TE 6584-B	Gasket (rocker arm cover)	1-B5A 8507-A	8507-A	Gasket (water pump)
		1-EAA 6594-A	Seal (oil inlet tube)	1-C3AZ 9417-B	9417-B	Gasket (fuel pump mounting)
		1-EAA 6619-C	Gasket (cover plate)	1-C1SZ 9450-A	9450-A	Gasket (manifold outlet)
		1-B9AE 6626-A	Gasket (inlet tube)	4-B6A 9461-A	9461-A	Gasket (intake manifold)
60	A	C0TZ 6008-C	1			Optional with C0AZ 6008-C
		Consists of the following				
		1-C1AE 6020-A	Gasket (front cover)	1-EAA 6700-B	6700-B	Seal (crankshaft-front)
		1-C0AZ 6051-A	Gasket (cylinder head)	2-C2OZ 6701-A	6701-A	Packing (crankshaft-rear)
		2-C1AE 6336-A	Oil seal (crankshaft)	1-C0AZ 6710-C	6710-C	Gasket (oil pan)
		1-C1AE 6521-C	Gasket (push rod cover)	1-C2OZ 6734-A	6734-A	Gasket (oil pan drain)
		4-B9A 6570-A	Grommet (push rod cover)	1-EAG 8255-B	8255-B	Gasket (water outlet)
		12-C1TE 6571-C	Seal (valve stem)	1-EAA 8507-A	8507-A	Gasket (water pump)-Truck
		1-C1TE 6584-B	Gasket (rocker arm cover)	1-B7A 8507-A	8507-A	Gasket (water pump)-Passenger
		1-EAA 6594-A	Seal (oil inlet tube)	1-C3AZ 9417-B	9417-B	Gasket (fuel pump mounting)
		1-EAA 6619-C	Gasket (cover plate)	1-C1SZ 9450-A	9450-A	Gasket (manifold outlet)
		1-B9AE 6626-A	Seal (oil inlet tube)	4-B6A 9461-A	9461-A	Gasket (intake manifold)-except P/D
		1-B7A 6659-A	Gasket (oil pump mounting)			
61/62	A	C1AZ 6008-C	1			
		Consists of the following				
		1-C1AE 6020-A	Gasket (front cover)	1-C3AZ 6700-A	6700-A	Seal (crankshaft-front)
		1-C3AZ 6051-A	Gasket (cylinder head)	2-C2OZ 6701-A	6701-A	Packing (crankshaft-rear)
		2-C1AE 6336-A	Seal (crankshaft)	1-C0AZ 6710-C	6710-C	Gasket (oil pan)
		1-C1AE 6521-C	Gasket (push rod cover)	1-C2OZ 6734-A	6734-A	Gasket (oil pan drain plug)
		4-B9A 6570-A	Grommet (push rod cover)	1-EAG 8255-B	8255-B	Gasket (water outlet)
		12-C1TE 6571-C	Seal (valve stem)	1-EAA 8507-A	8507-A	Gasket (water pump)-Truck
		1-C1TE 6584-B	Gasket (rocker arm cover)	1-B7A 8507-A	8507-A	Gasket (water pump)-Passenger
		1-EAA 6594-A	Seal (inlet tube)	1-C3AZ 9417-B	9417-B	Gasket (fuel pump)
		1-EAA 6619-C	Gasket (cover plate)	1-C1SZ 9450-A	9450-A	Gasket (manifold)
		1-C0AE 6626-A	Gasket (inlet tube)	4-B6A 9461-A	9461-A	Gasket (manifold)-except P/D
		1-B7A 6659-A	Gasket (oil pump mounting)	4-B6J 9461-A	9461-A	Gasket (manifold)-P/D
63/64	A	C3AZ 6008-F	1			
		Consists of the following				
		1-C1AE 6020-A	Gasket (front cover)	1-B7A 6659-A	6659-A	Gasket (oil pump mounting)
		1-C3AZ 6051-A	Gasket (cylinder head)	1-C3AZ 6700-A	6700-A	Seal (crankshaft-front)
		2-C1AE 6336-A	Oil seal (crankshaft)	2-C2OZ 6701-A	6701-A	Packing (crankshaft-rear)
		1-C3AZ 6435-A	Gasket (flywheel cover)	1-C3AE 6710-A	6710-A	Gasket (oil pan)
		1-C1AE 6521-C	Gasket (push rod cover)	1-C2OZ 6734-A	6734-A	Gasket (drain plug)
		4-B9A 6570-A	Grommet (push rod cover)	1-EAG 8255-B	8255-B	Gasket (water outlet)
		12-C1AZ 6571-H	Seal (valve stem)	1-B7A 8507-A	8507-A	Gasket (water pump)
		1-C1TE 6584-B	Gasket (rocker arm cover)	1-C3AZ 9417-B	9417-B	Gasket (fuel pump mounting)
		1-EAA 6594-A	Seal (oil inlet tube)	1-C1SZ 9450-A	9450-A	Gasket (manifold outlet)
		1-C0AE 6626-A	Gasket (inlet tube)	4-B6A 9461-A	9461-A	Gasket (intake manifold)
60	A	C0TE 6009-G	1			CYLINDER ASSY. - includes cylinder block with all internal parts of the engine but does not include cylinder heads, oil pan or cylinder front cover-(16) 7/16"-14-cyl.head bolt holes-includes (1) B2A 6026-B plug
61	A(non zero lash)	C3TZ 6009-H	1			Includes (1)C3AZ 6588-A tube & "T" drilled camshaft
61/64	A(zero lash)	C3AZ 6009-P	1			Mechanical tappets-includes (1)C3AZ 6588-A tube-has "T" drilled camshaft
62/64	Taxi(non zero lash)	C3AZ 6009-N	1			Mechanical tappets-includes (1)C3AZ 6588-A tube

FORD CAR PARTS

SECTION 60.2
6 CYL. - 223

191

YEAR	RESTRICTIONS	PART NUMBER	QUANTITY				PART NAME AND DESCRIPTION
			223				
60	A	1C0AZ 6010-A	1				◇ BLOCK ASSY. - CYLINDER-includes (1) B2A 6026-A plug & (1) 352532-S plug-3 5/8" bore
61/63	A, Taxi, P/C	C3AZ 6010-F	1				3 5/8" bore-1/2" cyl. head bolts-use with non cross drilled camshaft-includes (1) 352532-S plug-3-5/8" bore
63/64	A, Taxi, P/C	C3AZ 6010-T	1				3 5/8" bore-use with cross drilled camshaft-use 376291-S to plug crankcase vent tube opening when used for non em/re application-includes (1) 352532-S plug-3-5/8" bore
60	A	73248-S(N86)	2				Dowel(cyl. block to front cover)-5/16" x 9/16"
60/	A, S	73249-S(N88)	2				Dowel (cyl. block to clutch housing)-3/8" x 9/16"
60/64	A	★73279-S	2				Dowel (cyl. block to clutch housing)-3/8" x 3/4"
60/64	A	352532-S(PP60)	1				Plug(cyl. block oil indicator hole)-.385" dia. cup type
60/64	A	87837-S(P15)	2				Plug (cyl. block main oil lines)-1/4"-18 x 27/64" pipe-steel
60/64	A	87710-S(P16)	3				Plug (cyl. block main oil lines)-3/8" pipe
60/64	A	B2A 6026-A	4				Plug-to seal camshaft bearing oil hole-. 338"O. D. -cup shape-tapered
60/64	A	B2A 6026-B	1				Plug-at distributor boss-. 273"O. D. -acorn shape-20" overall length
60/64	A		1				To plug unused oil level indicator hole
62/64	A, Taxi, P/C(non zero lash)	C2AZ 6019-C	1				COVER ASSY. - CYLINDER TIMING GEAR-FRONT
62	A, Taxi, P/C (non zero lash)	45504-S7-8(B43EC)	5				Bolt (cover to cylinder block)
62/64	A, Taxi, P/C (non zero lash)	356748-S(BB124)	5				Bolt (cover to cylinder block)
60/61	A	C3AZ 6019-A	1				CYLINDER FRONT COVER KIT
61/64	A(zero lash)		1				
Consists of the following;			1-C3AE 6019-B	Cover	1-C1AE 6310-A	Slinger	
			1-C1AE 6020-A	Gasket	1-C3AZ 6700-A	Seal	
60/64	A	20308-S7(B40)	10				Bolt (cyl. front cover to block)-1/4"-20 x 1/2"
		34805-S8(X62)	10				Lockwasher-1/4"
60	A	73248-S(N86)	2				Dowel(cyl. front cover to block)-5/16" x 9/16"
60/61	A	C1AE 6020-A	1				GASKET - CYLINDER TIMING CHAIN/TIMING
61/64	A(zero lash)		1				GEAR FRONT COVER
61/64	A, Taxi, P/C(non-zero lash)	C1TE 6020-A	1				
62/64	A, Taxi, P/C (non zero lash)	C3TZ 6023-D	1				POINTER - TIMING - Also refer to Group 3A634-5
60/64	A	B2A 6026-A	4				PLUG - CYLINDER BLOCK-to seal cam shaft brg.oil hole-. 338" O.D. -cup shape-tapered-Also refer to Basic No.6010
60/64	A	B2A 6026-B	1				At distributor boss-. 273"O. D. -acorn shape-. 20" overall length
60/64	A		1				To plug unused oil level indicator hole

6028, 6029 & 6038 FRONT ENGINE MOUNT CHART

YEAR	MODEL	C.I.D.	*SUPPORT BRACKET		*MOUNTING BRACKET		*INSULATOR	
			R.H.	L.H.	R.H.	L.H.	R.H.	L.H.
60/61	A, Taxi- "Before 11/15/60"	223		C0AA 6029-A			B9A 6038-A	B9A 6038-A
61/62	A, Taxi- "From 11/15/60"	223		C0AA 6029-B			C0AA 6038-B	C1AZ 6038-A
63/64	A	223	C3AZ 6028-A	C3AZ 6029-A			C3AZ 6038-C	C3AZ 6038-D
63	Taxi, P/C	223	C3AZ 6028-A	C3AZ 6029-A			C3AZ 6038-C	C3AZ 6038-D
64	Taxi, P/C	223	C3AZ 6028-A	C3AZ 6029-A			C4AZ 6038-C	C4AZ 6038-B

† When fuel & vacuum pump is involved use B4A 9350-C. Refer to Page 6 Operating & Merchandising Information Letter No.91, May, 1957 issue.

◇ 6015 is a casting number and generally cannot be cross referenced to a service number. It will be used as a means of identification only when casting number is unique to only one 6010 assembly. * 1 Required unless otherwise noted.

FORD CAR PARTS

YEAR	RESTRICTIONS	PART NUMBER	QUANTITY				PART NAME AND DESCRIPTION
			223				
		6028, 6029 & 6038					FRONT ENGINE MOUNT CHART - continued
60/64	A	20390-S8(B102)	6				Bolt (brkt. to cyl. block)-7/16"-14 x 1" hex. head
60/64	A	357625-S7-8(XX304)	6				Lockwasher-7/16"
60	A	"Before 2/1/60" 20391-S8(B183)	4				Bolt (engine front support insulator to bracket)-7/16"-20 x 7/8" hex. head
60	A	"From 2/1/60" 20390-S8(B102)	2				Bolt (engine front support insulator to bracket)-7/16"-14 x 1"-hex. head
63/64	A	33845-S8(M57)	2				Nut (6038 to No. 2 crossmember)-1/2"-13 hex.
60/	A	34671-S8(M67)	4				Nut-7/16"-14
62/	A	373403-S8(MM173J)	4				Nut (insulator to bracket)-3/8"-16 hex. lock
60	A	C0AZ 6049-F	1				Δ HEAD - CYLINDER-use with 7/16" head bolts- includes (1) C0AZ 6051-A gasket
61/64	A, Taxi, P/C	C3AZ 6049-E	1				Includes (1) C3AZ 6051-A & (1) C3AZ 10911-A adaptor-temp.sender-use with 1/2" cylinder head bolts
60	A	C0AZ 6051-A	1				GASKET - CYLINDER HEAD-asbestos & steel-use with 7/16" head bolts-optional with C0AE 6051-B
60	A	C0AE 6051-B	1				Steel-use with 7/16" head bolts-optional with C0AZ 6051-A
61/64	A, Taxi, P/C	C3AZ 6051-A	1				#C3TE 6051-C-asbestos & steel-.076" thick
60/62	A, Taxi	C0AA 6054-A	1				RETAINER - ENGINE REAR SUPPORT
63	A, Taxi	C3AZ 6054-A	1				
64	A,P/C(F/M/2, C/M)		1				
64	Taxi(S/T,O/D,F/M/2)		1				
64	A,P/C(S/T,O/D,C4)	C4AZ 6054-A	1				
60	A	44735-S8(X32)	2				Washer-flat-1/2"
60/64	A	20392-S8(B120A)	2				Bolt (ret. to trans. ext.)-1/2"-23 x 7/8" hex. head
60	A	20432-S7-8(B121)	2				Bolt (retainer to trans. extension)-1/2"-13 x 1 1/8"
61/64	A	"From 11/15/60" 374917-S2 (MM194D)	1				Nut (support to frame)-7/16"-20 locking
60/	A	20411-S7(B184)	2				Bolt (rear suppt. to frame)-7/16"-20 x 1 1/8" hex. hd.
		34671-S8(M67)	2				Nut-7/16"-20
		356590-S(XX171)	2				Washer-flat-.47" I. D. -.78" O. D. -.10" thick-steel
		357625-S7-8(XX304)	2				Lockwasher-7/16"
61/64	A	C1TE 6065-B	16				BOLT - CYLINDER HEAD-1/2"-13 x 4.44"
60	A	B2AZ 6065-A	16				7/16"-14 x 4.06"
60/61	A, Taxi	"Before 11/15/60" C1AA 6068-A	1				SUPPORT ASSY. - ENGINE REAR
61/62	A, Taxi	"From 11/15/60" C0AA 6068-C	1				
63	A, Taxi	C3AZ 6068-D	1				
64	Taxi(S/T,O/D,F/M/2)		1				
64	A,P/C(F/M/2, C/M)	C4AZ 6068-A	1				
64	A,P/C(S/T,O/D,C4)		1				
60	A	44735-S8(X32)	2				Washer-flat-1/2"
60/64	A	20392-S8(B120A)	2				Bolt (ret. to trans. ext.)-1/2"-23 x 7/8" hex. head
60	A	★24412-S8	2				Bolt (retainer to trans. extension)-1/2"-13 x 1 1/8"
61/64	A	"From 11/15/60" 374917-S2 (MM194D)	1				Nut (support to frame)-7/16"-20 locking
60/	A	20411-S7(B184)	2				Bolt (rear suppt. to frame)-7/16"-20 x 1 1/8" hex. hd.
		34671-S8(M67)	2				Nut-7/16"-20
		356590-S(XX171)	2				Washer-flat-.47" I. D. -.78" O. D. -.10" thick-steel
		357625-S7-8(XX304)	2				Lockwasher-7/16"
60/64	A	B8A 6070-A	1				PLATE - ENGINE REAR SUPPORT
60/64	A(F/M/2)	★C0AA 6070-A	1				Approx. 2.46" x 1.84" x .25" overall height-.041" steel stock-dealer improvise

Identification marking

Δ 6090 is a casting number and generally cannot be cross referenced to a service number. It will be used as a means of identification only when casting number is unique to only one 6049 assembly.

FORD CAR PARTS

SECTION 60.2
6 CYL. - 223

193

YEAR	RESTRICTIONS	PART NUMBER	QUANTITY			PART NAME AND DESCRIPTION
			223			
6079						GASKET SET - VALVE GRIND
60	A	C0TZ 6079-C	1			Optional with C0AZ 6079-C
Consists of the following						
	1-C0AZ 6051-A	Gasket (cyl. head)	1-EAG 8255-B			Gasket (water outlet)
	1-C1AE 6521-C	Gasket (push rod cover)	1-C1SZ 9450-A			Gasket (manifold outlet)
	4-B9A 6570-A	Grommet (push rod cover)	4-B6A 9461-A			Gasket (intake manifold) exc. P/D
	12-C1TE 6571-C	Seal (valve stem)	4-B6J 9461-A			Gasket (intake manifold) P/D
	1-C1TE 6584-B	Gasket (rocker arm cover)				
	1-EAA 6594-A	Seal (oil inlet tube)				

60	A	C0AZ 6079-C	1			Optional w/C0TZ 6079-C
Consists of the following						
	1-C0AE 6051-B	Gasket (cyl. head)	1-EAA 6594-A			Seal (inlet tube)
	1-C1AE 6521-C	Gasket (push rod cover)	1-EAG 8255-B			Gasket (water outlet)
	4-B9A 6570-A	Grommet (push rod cover)	1-C1SZ 9450-A			Gasket (manifold outlet)
	12-C1TE 6571-C	Seal (valve stem)	4-B6A 9461-A			Gasket (intake manifold)
	1-C1TE 6584-B	Gasket (rocker arm cover)				

61/64	A, Taxi, P/C	C1AZ 6079-C	1			
Consists of the following						
	1-C3AZ 6051-A	Gasket (cyl. head)	1-EAA 6594-A			Seal (oil inlet tube)
	1-C1AE 6521-C	Gasket (push rod cover)	1-EAG 8255-B			Gasket (water outlet)
	4-B9A 6570-A	Grommet (push rod cover)	1-C1SZ 9450-A			Gasket (manifold outlet)
	12-C1TE 6571-C	Seal (valve stem)	4-B6A 9461-A			Gasket (intake manifold)
	1-C1TE 6584-B	Gasket (valve cover) rubber	4-B6J 9461-A			Gasket (intake manifold) truck only

◇ 6108 PISTON ASSEMBLY CHART - SOLID TYPE

In the Standard column of the chart below (R) designates red size - (B) designates blue size.
Red size and blue size are optional for selective fit.

YEAR	MODEL	C.I.D.	RINGS	INT. QTY.	PART NUMBER					
					STANDARD	.003" O/S	.020" O/S	.030" O/S	.040" O/S	.060" O/S
60/64	A, Taxi, P/C	223	3	4	C3AZ 6108-A	C3AZ 6108-U	C3AZ 6108-B	C3AZ 6108-C	C3AZ 6108-D	C3AZ 6108-E

YEAR	RESTRICTIONS	PART NUMBER	QUANTITY			PART NAME AND DESCRIPTION
			223			
60	A "Before 9/1/60"	B5A 6135-A	6			PIN - PISTON-standard-#Green-.914"-3.015"long
		B5A 6135-B	6			.001" O/S-#Blue
		B5A 6135-C	6			.002" O/S-#Yellow
60/64	A "From 9/1/60"	B2AZ 6135-A	6			Standard-#Green-.9122" O.D.-.60" I.D.-3.022" long
		B2AZ 6135-B	6			.001" O/S-#Blue
		B2AZ 6135-C	6			.002" O/S-#Yellow
60/64	A	C3AZ 6140-C	12			RETAINER - PISTON PIN
		6148				PISTON RING - PARTIAL - CHART - Consists of the necessary rings to re-ring (2) pistons

YEAR	MODEL	C.I.D.	RINGS	TYPE	PART NUMBER				
					STANDARD	.020" O/S	.030" O/S	.040" O/S	.060" O/S
60/64	A, P/C, Taxi	223	3	Hi Lo	B4AZ 6148-F	B4AZ 6148-G	B4AZ 6148-H	B4AZ 6148-J	B4AZ 6148-K

YEAR	RESTRICTIONS	PART NUMBER	QUANTITY			PART NAME AND DESCRIPTION
			223			
60	A	EAA 6200-B	6			ROD ASSY. - CONNECTING
61/64	A, Taxi, P/C	C3AZ 6200-E	6			

Identification marking

Δ Includes piston pin and retainer

◇ 6110 is a casting number and generally cannot be cross-referenced to a service number. It will be used as a means of identification only when casting number is unique to only one 6108 assembly.

FORD CAR PARTS

YEAR	RESTRICTIONS	PART NUMBER	QUANTITY				PART NAME AND DESCRIPTION
			223				
60	A	EAA 6207-A	6				BUSHING - CONNECTING ROD-split type-. 9805" O. D. -. 040" wall thickness-1. 24" long
61/64	A	C1AE 6207-A	6				Split type-. 9805" O. D. -. 040" wall thickness-1. 19" long

6211 CONNECTING ROD BEARING CHART

In the Standard column of the chart below (R) designates red size - (B) designates blue size. Red size and blue size are optional for selective fit.

YEAR	MODEL	C.I.D.	UPPER	LOWER	PART NUMBER						
					STANDARD	.001" U/S	.002" U/S	.010" U/S	.020" U/S	.030" U/S	.040" U/S
60	A, Taxi, P/C-(3) oil holes	223	6	6	EAG 6211-G(R) EAG 6211-H(B)		B2A 6211-AG	EAG 6211-D	EAG 6211-E	EAG 6211-F	
61	A, Taxi, P/C-(3) oil holes	223	6	6	C3AZ 6211-A(R) C3AZ 6211-B(B)		C3AZ 6211-C	C3AZ 6211-D	C3AZ 6211-E	C3AZ 6211-F	
62/63	A, Taxi, P/C-BEFORE 5/1/63 Full groove & (2) oil holes	223	6	6	C2AZ 6211-A(R) C2AZ 6211-B(B)		C2AZ 6211-C	C2AZ 6211-D	C2AZ 6211-E	C2AZ 6211-F	
62/63	A, Taxi, P/C-BEFORE 5/1/63 (3) oil holes	223		6	C3AZ 6211-A(R) C3AZ 6211-B(B)		C3AZ 6211-C	C3AZ 6211-D	C3AZ 6211-E	C3AZ 6211-F	
63/64	A, Taxi, P/C-FROM 5/1/63 (3) oil holes	223	6	6	C3AZ 6211-A(R) C3AZ 6211-B(B)		C3AZ 6211-C	C3AZ 6211-D	C3AZ 6211-E	C3AZ 6211-F	

YEAR	RESTRICTIONS	PART NUMBER	QUANTITY				PART NAME AND DESCRIPTION
			223				
60/64	A	C1TE 6212-A	12				NUT - CONNECTING ROD-3/8"-24-. 557" hex. chamfered
60/61	A	45218-S8(M172)	12				Pal nut (connecting rod nut)-3/8"-24
60/64	A, Taxi, P/C	C1AZ 6214-A	12				BOLT - CONNECTING ROD-3/8"-24 x 2 7/32"
60/61	A, Taxi (non zero lash)	C3TZ 6250-F	1				CAMSHAFT ASSY. - LESS GEAR-#L-induction hardened-27 35/64" o/all length-12 tooth dist. gear 7/16"-14 x 1 27/64"-includes (12) B8C 6500-A tappets
61/63	A(zero lash)-non cross drilled	C3AZ 6250-G	1				#LAB-induction hardened-12 tooth dist. gear-27-17/32" long-includes (12) B8C 6500-A tappets
62/63	Taxi,P/C(non zero lash)-non cross drilled	C2AZ 6250-B	1				7/16"-14 x 1 27/64" tap at front end-12 teeth on dist. gear-#D between No. 6 intake & No. 6 exhaust lobes-use only with EAA 6270-B at rear intermediate
63/64	Taxi,P/C(non zero lash)-cross drilled	C3AZ 6250-J	1				7/16"-14 x 1 27/64" tap at front end-12 teeth on distributor gear-use only with C3AZ 6261-C bearings & B8C 6500-A tappets
63/64	A(zero lash)-cross drilled	ΔC3AZ 6250-H	1				Induction hardened-use with C3AZ 6261-C bearings-includes (12) B8C 6500-A
60/63	A	C2AZ 6A251-A	1				KIT - CAMSHAFT BEARINGS - STANDARD-for non-cross drilled camshaft

Consists of the following Bearings

3-C3AZ 6261-C Front, Front Intermediate & Rear

1-C5AZ 6266-G Plug

1-EAA 6270-B Rear Intermediate

61/64	Taxi & P/C(non zero lash)	C1TE 6256-B	1				GEAR - CAMSHAFT-42 R. H. helical teeth
61/64	Taxi,P/C(non zero lash)	376963-S(LL9)	1				Key (camshaft gear)-5/32" x . 63"
60/61	A	EAA 6256-A	1				SPROCKET - CAMSHAFT-cast iron-42 teeth
61/64	A(zero lash)		1				
60/64	A	20508-S8(B110)	1				Bolt (sprocket to camshaft)-7/16"-14 x 1 1/2"
		34808-S8(X87)	1				Lockwasher-7/16"
62/64	Taxi,P/C(non-zero lash)	376963-S(LL9)	1				Key(6256 to camshaft)-5/32" x 5/8"

Identification marking

Δ Does not include Taxi or P/C

FORD CAR PARTS

SECTION 60.2
6 CYL. - 223

195

6261, 6262 & 6270 CAMSHAFT BEARING CHART

YEAR	MODEL	C.I.D.	SIZE	FRONT	FRONT INTERMEDIATE	CENTER	REAR INTERMEDIATE	REAR
60/63	A, Taxi, P/C-non-cross drilled camshaft	223	Standard .015" U/S	C3AZ 6261-C C3AZ 6261-D	C3AZ 6261-C C3AZ 6261-D		EAA 6270-B EAA 6270-C	C3AZ 6261-C C3AZ 6261-D
63/64	A, Taxi, P/C cross drilled camshaft	223	Standard .015" U/S	C3AZ 6261-C C3AZ 6261-D	C3AZ 6261-C C3AZ 6261-D		C3AZ 6261-C C3AZ 6261-D	C3AZ 6261-C C3AZ 6261-D

YEAR	RESTRICTIONS	PART NUMBER	QUANTITY			PART NAME AND DESCRIPTION
			223			
60/61	A	C2AZ 6265-A	1			SPACER - CAMSHAFT SPROCKET OR GEAR
61/64	A(zero lash)		1			
60/64	A	EAA 6268-B	1			CHAIN - TIMING-56 links
		6269				PLATE - CAMSHAFT THRUST
60/64	A, Taxi, P/C	EAA 6269-B	1			(2) 11/32" bolt/stud holes (1) 1.44" diameter center hole-.189" thick
60/64	A	4370790-S(BB428)	2			Screw (camshaft thrust plate to cyl. block)-5/16"-18 x 3/4"-hex. head self locking
		6270				Refer to Camshaft bearing Chart (Basic No. 6261)
60/64	A, Taxi, P/C	C3AZ 6278-A	1			WASHER - CAMSHAFT SPROCKET-1.26" O. D. -.46" I. D. -.25" thick
60/63	A, Taxi, P/C "Before 8/5/63"	C3AZ 6284-A	1			DAMPER ASSY. - TIMING CHAIN VIBRATION
63/64	A(zero lash) "From 8/5/63"	C3AZ 6284-B	1			
60	A	B6A 6303-E	1			CRANKSHAFT ASSY. - 31.26" overall length-when used to replace EBF 6303-A for service, spacer B4A 6434-A must be used between the crankshaft & flywheel
61/64	A	C3AZ 6303-H	1			Use with C3AZ 6200-E rod & C3AZ 6211-A brg.
62/64	Taxi, P/C (non-zero lash)	C3AZ 6306-A	1			GEAR - CRANKSHAFT-21 L. H. helical teeth
60/61	A	B8A 6306-B	1			SPROCKET - CRANKSHAFT-21 teeth-steel
62/64	A(zero lash)		1			
60/64	A	74175-S(L7)	1			Key-woodruff (sprocket to crankshaft)-5/32" x 5/8"
60	A	B6A 6310-A	1			SLINGER - CRANKSHAFT OIL-2.54" O. D. - 1.257" I. D.
61/64	A	C1AE 6310-A	1			2.32" O. D. - 1.257" I. D.
60/64	A	†C3AZ 6312-C	1			PULLEY ASSY. - CRANKSHAFT-single sheave-5 17/32" sheave diam. -2" long-Also refer to Basic No. 6A312
60/64	A	C1TE 6A340-B	1			Bolt (damper to crankshaft)-9/16"-18 x 1 1/2"-hex. head
60/64	A	74151-S(L13)	1			Key (crankshaft damper)-1/4" x 7/8"
60	A(P/S, A/C)	B4AZ 6A312-A	1			PULLEY ASSY. - CRANKSHAFT - OUTER-6.60" diam. -3 spoke design-Also refer to Basic No. 6312
60/64	A(A/C)	C2AZ 6A312-B	1			Outer-single sheave-7.78" O. D. -3 spoke design-(2) 13/32" holes
61/64	A(P/S)	C1AE 6A312-A	1			Outer-single sheave-6.72" O. D. -(2) 13/32" diam. bolt holes-.86" overall length
61/64	A(40 amp. "Delco" generator with or without P/S)	C1AE 6A312-B	1			Outer-double sheave-6.72" outer sheave-7" inner sheave diameter (2) 13/32" diam. bolt holes
61/63	A(pancake alternator-except 76B)	C1AE 6A312-C	1			Single sheave-5 1/2" diam. -uses 3/8" belt
60/63	A(30, 50 & 100 amp. alternator-except P/S)		1			
64	A(40 amp. generator, 60 amp. alternator-except P/S)		1			
62/64	A(40 amp. Leece Neville alt.)	C2AZ 6A312-A	1			Double sheave-7" O. D. -3 spoke design-(2) 13/32" holes
60/64	A	20408-S7(B81)	2			Bolt (outer pulley to vibration damper)-3/8"-16 x 1 1/8"-hex. head
		34807-S7(X66)	2			Lockwasher-3/8"
60/64	A(P/S)	46172-S8(B281)	1			Bolt (outer pulley to vibration damper)-9/16"-18 x 1 3/8"-hex. head
60/64	A	372519-S8(BB263)	1			Bolt (outer pulley to crankshaft)-9/16"-18 x 1 11/16"-hex. head

‡ Used on units manufactured from June 1, 1961 (owners service option on units manufactured prior to June 1, 1961)

† Includes damper

FORD CAR PARTS

YEAR	RESTRICTIONS	PART NUMBER	QUANTITY				PART NAME AND DESCRIPTION
			223				
60/64	A	C1AZ 6A321-A	1				KIT - CRANKSHAFT REAR MAIN BEARING SEAL - consists of the following - (2) C1AE 6336-A Seal, (2) C2OZ 6701-A Packing

6331,6333,6337 & 6342 MAIN BEARING CHART

In the size column of the chart below (R) designates red size - (B) designates blue size. Red size and blue size are optional for selective fit.

**6 CYLINDER ENGINES
4 MAIN BEARINGS**

YEAR	MODEL	C.I.D.	SIZE	U P P E R	L O W E R	FRONT	FRONT INTERMEDIATE	CENTER	REAR INTERMEDIATE	REAR
60/64	A - FROM 9/1/59	Δ 223	Std. (R) - .0960" Std. (B) - .0962" .002" .010" .020" .030"	x	x	B9TE 6333-A B9TE 6333-B B9TE 6333-C B9TE 6333-D B9TE 6333-E B9TE 6333-F	B9TE 6333-A B9TE 6333-B B9TE 6333-C B9TE 6333-D B9TE 6333-E B9TE 6333-F		B9TE 6342-A B9TE 6342-B B9TE 6342-C B9TE 6342-D B9TE 6342-E B9TE 6342-F	B9TE 6333-A B9TE 6333-B B9TE 6333-C B9TE 6333-D B9TE 6333-E B9TE 6333-F

YEAR	RESTRICTIONS	PART NUMBER	QUANTITY				PART NAME AND DESCRIPTION
			223				
60/64	A	C1AE 6336-A	2				SEAL - CRANKSHAFT REAR MAIN BEARING - #Yellow-asbestos & rubber-wedge shaped-2 19/64" long (in rear main bearing cap)
		6337					Refer to Main Bearing Chart (Basic No. 6331)
60/64	A	C1TE 6A340-B	1				BOLT - DAMPER TO CRANKSHAFT - 9/16"-18 x 1 3/4" hex. head
		6342					Refer to Main Bearing Chart (Basic No. 6331)
60	A	"Before 6/1/60"	59A 6345-A	8			BOLT - CRANKSHAFT MAIN BEARING CAP - 1/2"-13 x 2.72"
60/64	A	"From 6/1/60"	B4A 6345-A	8			All-1/2"-13 x 2 7/8"
60	A	"Before 6/1/60"	34809-S8(X68)	8			Lockwasher-1/2"

Δ Bearings listed for 6 cylinder 223 engines are used in place of double lock type production bearings.
♣ Alternate with B9TE 6333-A, B, C, D, E and F # Identification marking

FORD CAR PARTS

SECTION 60.2
6 CYL. - 223

197

YEAR	RESTRICTIONS	PART NUMBER	QUANTITY				PART NAME AND DESCRIPTION
			223				
60/64	A(S/T & O/D)	C3AZ 6366-B	1				COVER ASSY. - FLYWHEEL HOUSING - (6) 11/32" diameter holes
60/64	A(S/T & O/D)	20308-S7(B40)	4				Bolt (bottom cover to flywheel hsg.)-1/4"-20 x 1/2"
60/64	A(S/T & O/D)	20308-S7(B40)	1or2				Bolt (cover to cyl. block)-1/4"-20 x 1/2"
		34805-S8(X62)	1or2				Lockwasher-1/4"
60/61	A(S/T & O/D)	20310-S8(B48)	4				Bolt(bottom cover to flywheel hsg.)-5/16"-18 x 1/2"
		34806-S7(X64)	4				Lockwasher-5/16"
60/64	A(F/M/2)	B9AZ 6A366-A	1				PLATE - FLYWHEEL REINFORCING-4" O. D. - 2.43" I. D. -.060" thick
60/61	A(C/M)		3				
60/64	A(S/T & O/D)	B4A 6375-D	1				FLYWHEEL and RING GEAR ASSY. - includes ring gear-(6) 5/16"-18 pressure plate attaching holes-10 7/8" diameter
60/64	A(F/M/2)	B9A 6375-A	1				Includes ring gear-14.807" O. D. -146 teeth-(15) .262" bolt holes-11.78" bolt circle
64	A(C4)	C4AZ 6375-A	1				#C4AE 6380-A-includes 146 tooth ring gear-14 3/8" O. D. -(6) 29/64", (4) 3/4" & (4) 27/64" bolt holes on 10 1/2" bolt circle
60/64	A(C/M)	43062-S(B251)	6				Bolt (flywheel & reinforcing plate to crankshaft)-7/16"-20 x 5/8"-self locking
60	A(F/M & C/M)	B8A 6375-C	1				13.063" bolt hole center dia. -includes (3) B9AZ 6A366-A reinforcing plates
60/64	A, Taxi,P/C (H/D clutch, S/T & O/D)	B4AZ 6375-B	1				#C4TE 6380-G-includes 146 tooth ring gear-14 13/16" diam. -(6) 5/16"-18 pressure plate attaching holes on 12 3/8" bolt circle
60/64	A	372757-S(XX200)	1				WASHER - CRANKSHAFT PULLEY or DAMPER RETAINING - washer flat-1.76" O. D. -.58" I. D. -.33" thick
60/64	A(S/T & O/D)	C3AZ 6379-A	6				BOLT - FLYWHEEL TO CRANKSHAFT-7/16"-20 x 27/32"hex. head-nylon pellet lock
60/64	A(F/M/2)	43062-S(B251)	6				Bolt (flywheel to crankshaft)-7/16"-20 x 5/8"-self locking
60/64	A(S/T & O/D)	EAA 6384-A	1				GEAR - FLYWHEEL RING-146 teeth
		6392					HOUSING ASSY. - FLYWHEEL and CLUTCH
63/64	A(S/T & O/D)	C3AZ 6392-B	1				#C3AA 6394-B
60/	A, Taxi, P/C	20546-S8(B114)	4or6				Bolt (flywheel housing to cyl. block)-7/16"-14 x 2 1/2"
		34808-S8(X67)	4or6				Lockwasher-7/16"
60/64	A	73249-S(N88)	2				Dowel (flywheel housing to engine rear plate)-3/8" x 9/16"
63/64	A(S/T & O/D)	C3AZ 6435-A	1				GASKET - FLYWHEEL HOUSING-.090" thick-Neoprene
60/64	A, Taxi, P/C	B8C 6500-A	12				TAPPET ASSY. - VALVE-mechanical-1.01" hd. diam. -2.41" o/all length-induction hardened

6505-07 INTAKE and EXHAUST VALVE CHART

YEAR	C.I.D.	MODEL	EXHAUST VALVE					INTAKE VALVE				
			LENGTH	HEAD DIA.	STEM SIZE	STEM DIA.	PART NUMBER	LENGTH	HEAD DIA.	STEM SIZE	STEM DIA.	PART NUMBER
60/64	223	A	5.02"	1.52"	Std.	.3402"	C3AZ 6505-A	5.02"	1.78"	Std.	.3420"	COAE 6507-J
60/63	223	Taxi, P/C(micro finish on exhaust valve) - "Before 5/1/63"			.003"		C3AZ 6505-B			.003"		COAE 6507-L
					.015"		C3AZ 6505-C			.015"		COAE 6507-K
					.030"		C3AZ 6505-D			.030"		COAE 6507-M
63/64	223	Taxi & P/C- "From 5/1/63"	5.02"	1.51"	Std.	.3401"	C3AZ 6505-A	5.02"	1.78"	Std.	.3420"	COAE 6507-J
					.003"		C3AZ 6505-B			.003"		COAE 6507-L
					.015"		C3AZ 6505-C			.015"		COAE 6507-K
					.030"		C3AZ 6505-D			.030"		COAE 6507-M

Identification marking

FORD CAR PARTS

YEAR	RESTRICTIONS	PART NUMBER	QUANTITY				PART NAME AND DESCRIPTION
			223				
61/64	A(zero lash)	C1AE 6513-R	12				SPRING - VALVE-2.33" free length-#Light Red with Pink stripe
60/61	A(without zero lash)	B6A 6513-A	12				7 coils-2.09" free length
62/64	A. Taxi,P/C(non zero lash)		12				
60/64	A	B9A 6514-A	12				RETAINER - VALVE SPRING-intake & exhaust - 1.34" O. D. -.382" I. D. -.504" height
60/64	A	B3Q 6515-A	AR				SPACER - VALVE SPRING-1.36" O. D. -1" I. D. -.030" thick
60/64	A	B9A 6517-A	12				SLEEVE - VALVE SPRING RETAINER-intake & exhaust-.735" & .559" O. D. -.493" conical I. D. -.401" height-use with B9A 6514-A
60/64	A	7HA 6518-A	24				RETAINER - VALVE SPRING
60/64	A	C3AZ 6519-A	1				COVER - VALVE PUSH ROD-4 5/16" wide-(4) 17/32" holes
60/64	A	★24504-S8	4				Bolt (push rod cover to cyl.block)- 5/16"-18 x 1 3/4"-hex. head
60/64	A	44722-S8(X19)	4				Washer-flat-5/16"
60/64	A	C1AE 6521-C	1				GASKET - VALVE CHAMBER COVER or PUSH ROD COVER-valve push rod cover-24.76"long-4.08" wide
61/64	A(zero lash)	C3AZ 6A521-A	12				ROCKER ARM ECCENTRIC KIT -
		Consists of the following					
		1-C1AE 6A501-C Spring (eccentric)			1-C3AE 6A530-A Spring (separating)		
		1-C1AE 6A512-C Eccentric (rocker arm)			1-C3AE 6A539-A Retainer (eccentric spring)		
		1-354387-S7			Pin-1/16" x 3/16"		
61/64	A "From 7/1/61"	C1AE 6A527-C	6				BOLT - VALVE ROCKER ARM SHAFT SUPPORT- 7/16"-14 x 3 1/4"-Also refer to Basic No.6531
		34808-S8(X67)	6				Lockwasher-7/16"
60/61	A "Before 7/1/61"	C1AZ 6A527-A	6				3/8"-16 x 3 1/4"
		34808-S8(X67)	6				Lockwasher-3/8"
60/61	A(non zero lash)	EAA 6531-A	6				SUPPORT - VALVE ROCKER ARM SHAFT - Also refer to Basic No.6A527
61/64	A(zero lash)	C1AZ 6531-A	6				
62/64	A(Taxi & P/C-non zero lash)		6				
61/64	A(zero lash)	B6A 6549-A	12				SCREW - TAPPET and ROCKER ARM ADJUSTING-valve rocker arm adjusting-7/16"-20 x 1.54" overall length -use w/lock nut
60/64	A, Taxi,P/C(non-zero lash)	B6A 6549-C	12				Standard-7/16"-20 x 1.40" long -self locking
		C2AZ 6549-A	AR				.0023 O/S
60/61	A	EAA 6552-A	12				LOCK NUT - VALVE ROCKER ARM ADJUSTING
61/64	A		12				SCREW-7/16"-20
60/61	A	B2AZ 6563-A	1				SHAFT - VALVE ROCKER ARM-25.02" long-.136" end holes-includes (2) EAA 6572-A Plugs
61/64	A, Taxi, P/C	C1AZ 6563-A	1				25.02" long-.136" end holes-(2) 5/32" & (2) .2673" holes-includes (2) EAA 6572-A Plugs
60/61	A(non zero lash)	B6A 6564-G	12				ARM and SCREW ASSY. - VALVE ROCKER
62/64	A, Taxi,P/C(non zero lash)		12				
61/64	A(zero lash)	C3AZ 6564-A	12				
60/64	A, Taxi, P/C	C0AE 6565-C	12				ROD - VALVE PUSH-approx. 9 43/64" long-(1) cup & (1) ball type end
60/64	A, Taxi, P/C	B9A 6570-A	4				GROMMET - VALVE PUSH ROD COVER STUD - rubber-.32" I. D. -1" O. D. -1/2" thick
60/	A(P/S)	B9A 6570-A	1				GROMMET - POWER STEERING OIL RESERVOIR COVER STUD - rubber-.32" I. D. -1" O. D. -1/2" thick
60/61	A(non-zero lash)	C1TE 6571-C	12				SEAL - VALVE GUIDE and VALVE STEM - umbrella type-5/16" hole diam. -.29/32" O. D. - 29/64" overall length
61	A(zero lash)- "Before 4/1/61"		12				
62/64	Taxi,P/C (non-zero lash)		12				
61/64	A(zero lash)- "From 4/1/61"	C1AZ 6571-H	12				Umbrella type

Identification marking

FORD CAR PARTS

SECTION 60.2
6 CYL. - 223

199

YEAR	RESTRICTIONS	PART NUMBER	QUANTITY				PART NAME AND DESCRIPTION
			223				
60/64	A, Taxi, P/C	EAA 6572-A	2				PLUG - VALVE ROCKER ARM SHAFT-cup shaped-. 536" diameter
60/64	A, Taxi, P/C	EAA 6574-A	2				BRACKET - VALVE ROCKER ARM SHAFT INLET and OUTLET OIL TUBES
60/61	A(non zero lash)	EAA 6580-B	1				TUBE - VALVE ROCKER ARM SHAFT OIL INLET-1/4" O. D.
61/64	A(zero lash)	C1AE 6580-B	1				1/4" O. D. -approx. 12" long
62/64	A(Taxi & P/C non zero lash)		1				
63/64	A, Taxi, P/C- "Before 12/5/63"	C3AZ 6582-K	1				COVER ASSY. - VALVE ROCKER ARM - #primed- Includes (1) 378727-S grommet in top of cover
64	A, Taxi, P/C "From 12/5/63"	C3TZ 6582-E	1				#Primed-includes (1) 378727-S grommet
60/62	A	C1AZ 6582-C	1				#Primed
60/64	A	371065-S(BB549)	8				Bolt (cover to cyl. head)-5/16"-18 x 5/8" hex. washer head locking
60/64	A, Taxi, P/C	C0AE 6584-A	1				GASKET - VALVE ROCKER ARM COVER - cork & rubber-(8) 23/64" bolt holes-. 170" thick
60/64	A, Taxi, P/C	B5A 6587-A	5				SPRING - VALVE ROCKER ARM TO SHAFT LOCATING-approx. 3" free length-7 coils-. 80" I.D.
60/61	A(except zero lash)	B5A 6588-B	1				TUBE - VALVE ROCKER ARM SHAFT OIL OUTLET-approx. 12 13/16" overall length
61/64	A(zero lash)	C1AE 6588-B	1				
62/64	Taxi(except zero lash)		1				
60/64	A, Taxi, P/C	EAA 6590-A	2or4				WASHER - VALVE ROCKER ARM SHAFT-steel- 1. 26" O. D. -. 81" I. D.
60/64	A, Taxi, P/C	72035-S7-8(N51)	2or4				Cotter pin-1/8" x 1"
60/64	A	EAA 6594-A	1				SEAL - VALVE ROCKER ARM SHAFT OIL INLET TUBE-rubber-. 43" O. D. -. 24" I. D. -. 12" thick
60/64	A, Taxi, P/C	EAA 6598-A	2				WASHER - TRANSMISSION GEAR SHIFT SELECTOR TUBE BUSHING-1. 12" O. D. -. 80" I.D. -. 010" thick
60/64	A(F/M/2 & C/M)	B8A 6598-A	1				WASHER - SPRING - VALVE ROCKER ARM SHAFT - 1. 18" O. D. -. 86" I. D. -. 008" thick
60	A	B7AZ 6600-B	1				ROTOR TYPE OIL PUMP INSTALLATION KIT - consists of(1)C1AZ 6600-B Pump, (1)C1AE 6622-A Tube, (1)C0AE 6626-A Gasket, (1)B7A 6659-A Gasket
60/63	A	†C1AZ 6600-B	1				PUMP ASSY. - ENGINE OIL-rotor type-1/4"drive- includes (1) C0AE 6626-A & (1) B7A 6659-A gasket
64	A, Taxi, P/C	C4AZ 6600-A	1				Rotor type-includes (1) C0AE 6626-A gasket & (1) B7A 6659-A gasket-must be used with C4AZ 6A618-A shaft
60	A	6A603 C3AZ 6A603-B	1				EMISSION REDUCTION CONVERSION KIT Major kit-used with C3AZ 6A603-C attaching kit and C3AZ 6A664-B hose(cut to length) with (2) B7A 8287-A clamps
		C3AZ 6A603-C	1				Attaching kit-used with C3AZ 6A603-B major kit
60/61	A	B5A 6608-B	1				SHAFT and GEAR ASSY. - OIL PUMP DRIVE - sintered iron gear

Identification marking

† For engines previously having B5AZ 6600-A, B7AZ 6600-A kits installed

FORD CAR PARTS

YEAR	RESTRICTIONS	PART NUMBER	QUANTITY				PART NAME AND DESCRIPTION
			223				
60/63	A	C0AE 6608-A	1				ROTOR and SHAFT ASSY. - OIL PUMP DRIVE - rotor type pump-3.630" long-hex. drive-use with C1AZ 6600-A pump
60/63	A	C1AZ 6608-A	1				1/4" hex. drive-use with C1AZ 6600-B pump
64	A, Taxi, P/C	C4AZ 6608-A	1				5/16" drive-use with C4AZ 6600-A pump
60/61	A	B2TZ 6610-A	1				GEAR - OIL PUMP-driven-7 spur teeth-1" long
60/61	A		1				Drive-7 spur teeth-1" long
60	A	B8A 6616-B	1				PLATE - OIL PUMP BODY-gear cover-(4) 11/32" & (1).633" holes-.18" thick
61/64	A	C0AE 6616-A	1				Rotor type pump
60/64	A	357235-S(BB136)	2				Screw (cover plate to body)-5/16"-18 x 7/8"
		34806-S7(X64)	2				Lockwasher-5/16"
61/64	A	20324-S7(B41)	4				Bolt (cover plate to body)-1/4"-20 x 5/8"-hex. hd.
		34805-S8(X62)	4				Lockwasher-1/4"
60/62	A	"Before 7/18/62"	C2AZ 6A618-A	1			SHAFT - OIL PUMP INTERMEDIATE-3.88" long-.096" diameter hole-includes (1) 354494-S pin
62/63	A	"From 7/18/62"	C2AZ 6A618-B	1			3.95" long-includes retainer
64	A, Taxi, P/C	C4AZ 6A618-A	1				3.95" long-includes retainer-must be used with C4AZ 6600-A pump
60/64	A	354494-S(NN88)	1				Pin-roll (shaft to distributor)
60/61	A	EAA 6619-C	1				GASKET - OIL PUMP COVER PLATE-4 bolt holes
60/61	A, Taxi	B9AE 6622-L	1				SCREEN, TUBE and COVER ASSY. - OIL PUMP - use with gear type pump
60/63	A	C1AE 6622-A	1				Used with C1AZ 6600-A rotor type pump
64	A, Taxi, P/C	C4AZ 6622-A	1				Use with C4AZ 6600-A pump
60/64	A	352464-S8(BB139)	2				Bolt (screen to oil pump)-5/16"-18 x 1 1/8"
60/61	A	"Before 12/1/60"	B9AE 6626-A	1			GASKET - OIL PUMP SCREEN COVER and INLET TUBE-(2) 11/32" & (1) 3/4" dia. holes-.020" thick
61/64	A	"From 12/1/60"	C0AE 6626-A	1			(2).339" & (1).670" diameter holes-.020" thick
62/63	A	C2AZ 6629-A	1				RING - OIL PUMP INTERMEDIATE SHAFT RETAINER-.280" O.D. -.210" I. D. -use with C2AZ 6A618-B
64	A, Taxi, P/C	C4AZ 6629-A	1				.307" O. D. -.272" I. D. -use 5/16" shaft
63	A	C3AZ 6A631-A	1				ELEMENT - CRANKCASE VENTILATION OIL SEPARATOR
60/64	A	EAA 6638-A	2				BOLT - OIL PUMP MOUNTING-3/8"-24 x 1 1/4"-round socket head
60/64	A	33800-S8(M63)	2				Nut-3/8"-24
		34847-S8(X74)	2				Lockwasher-3/8"
60/64	A	B7A 6659-A	1				GASKET - OIL PUMP TO BLOCK
60/64	A, Taxi, P/C(w/o oil filter)	B2AZ 6A659-A	1				COVER - CYLINDER BLOCK OIL FILTER OPENING-4.92" O. D. -49/64" hole-1.20" height
60/64	A, Taxi, P/C(w/o oil filter)	B2AZ 6A660-A	1				BOLT - CYLINDER BLOCK OIL FILTER OPENING COVER-3/4"-16 x 1.76"-special hex. washer head

FORD CAR PARTS

SECTION 60.2
6 CYL. - 223

201

YEAR	RESTRICTIONS	PART NUMBER	QUANTITY				PART NAME AND DESCRIPTION
			223				
		6A664					HOSE - CRANKCASE VENTILATION TUBE - EMISSION REDUCTION CONTROL - Also refer to Basic No.6853 Intake Manifold Type
		C3AZ 6A664-A	AR				1/2" I.D. -25 ft. long-cut as required
61/63	A, Taxi, P/C	★CIAE 6A664-C	1				2" long-attach tube to adaptor and/or valve
61/63	A, Taxi, P/C	374604-S(II-187E)	1				Elbow-90°-1/4"-18 male threads one end (attach hose to manifold)
61/63	A	BPA 18572-A	AR				Clamp-hose
							Air Cleaner Type
63	A	C3DZ 6A664-A	1				1" I. D. -22 1/2" long-attach adaptor and/or tube to air cleaner
63	A	B7AZ 8287-C	AR				Clamp-hose (hose to adaptor & to tube)
							Rocker Arm Cover Type
		C3AZ 6A664-A	AR				1/2" I. D. -25 ft. long-cut as required
63/64	A, Taxi, P/C	★C3AE 6853-C	1				Attach valve to manifold-cut from B4C 4090-A
63/64	A, Taxi, P/C	376871-S(II-22D)	1				Elbow-90°-attach hose to manifold
61/62	A(except 1962 Taxi)	CIAE 6A665-F	1				ADAPTER ASSY. - CRANKCASE VENTILATION - EMISSION REDUCTION CONTROL
62/64	Taxi, P/C	C1TE 6A665-A	1				
63	A(air cleaner type)	C3AZ 6758-B	1				
61	A	376258-S(BB545C)	1				Bolt (adapter to cyl. block)-5/16"-18 x 3 1/2"
62/64	A	45582-S8(B70)	1				Bolt (adapter to cyl. block)-5/16"-18 x 4 1/2"
61/64	A	374097-S8(BB833D)	1				Screw-wing-5/16"-18 x 4"
61	A	44722-S8(X19)	1				Washer-flat-5/16"
61/64	A	C0AZ 6666-B	1				PLUG - OIL RELIEF VALVE-in oil pump body-cup type
60/61	A	EAA 6666-A	1				In oil pump body-5/8"-18-use with gear type oil pump
60	A	C3AZ 6A666-E	1				VALVE ASSY. - CRANKCASE VENTILATION REGULATOR - EMISSION REDUCTION CONTROL
63/	A, Taxi, P/C (R/A cover type em/re)	C5TZ 6A666-A	1				#C5UE 6A666-A
61/63	A, Taxi, P/C(intake manifold & air cleaner types em/re)	C1AZ 6A666-A	1				#C4TE 6A666-F-2-3/4" long-3/4"-16 one end
60/61	A	"Before 12/1/60"	B2AZ 6670-A	1			SPRING - OIL PUMP BODY RELIEF VALVE - 25 active coils-approx. 2.85" free length
61/64	A	"From 12/1/60"	COME 6670-A	1			18 active coils-2.34" long-use with rotor type pump
60/61	A	"Before 12/1/60"	B9AE 6674-D	1			PLUNGER - OIL PUMP BODY RELIEF VALVE
61/64	A	"From 12/1/60"	B9AE 6674-A	1			Used with rotor type pump
60/63	A	B8A 6675-B	1				PAN ASSY. - ENGINE OIL
64	A, Taxi, P/C	C4AZ 6675-A	1				
60/64	A	20326-S7(B49)	2				Bolt (oil pan to cyl. front cover)-5/16"-18 x 5/8"-hex. head
60/64	A, Taxi, P/C	20326-S7(B49)	19or 20				Bolt (oil pan to cyl. block)-5/16"-18 x 5/8"-hex. head
		34806-S7(X64)	19or 20				Lockwasher-5/16"
60/64	A(S/T & O/D)	AE 6677-A	1				COVER - STARTER PINION-2.62" ridge O. D. - 1.30" overall length
60/61	A	EAA 6700-B	1				OIL SEAL - CYLINDER FRONT COVER-2.571" O. D. -1.815" I. D. - .313" thick
62/64	A, Taxi, P/C	C3AZ 6700-A	1				

Identification marking

FORD CAR PARTS

YEAR	RESTRICTIONS	PART NUMBER	QUANTITY				PART NAME AND DESCRIPTION
			223				
60/64	A, Taxi, P/C	C2OZ 6701-A	2				PACKING - CRANKSHAFT - REAR-6 1/2" long-27/64" wide-13/64" thick-cut to length-rope type
60/64	A, Taxi, P/C	B2AZ 6701-A	2				Rubber-formed seal-3.15" dia.-split lip type
		6710					GASKET - ENGINE OIL PAN - Also refer to Basic No.6781
60/64	A, Taxi, P/C	C0AZ 6710-C	1				Rubber-.085" thick
60/64	A, Taxi, P/C	C3AZ 6730-A	1				PLUG - ENGINE OIL PAN DRAIN-1/2"-20 - includes (1) C2OZ 6734-A gasket
64	A(H/D clutch)	C1TZ 6731-B	1				ELEMENT ASSY. - ENGINE OIL FILTER - WITH GASKETS-not used with disposable ("Spin-On") one piece type oil filter
64	Taxi, P/C		1				
Consists of the following							
1-C3TE 6744-A or		1-C5RA 6744-A		Element		1-EAA 6749-A	Gasket
C4TE 6744-A2		1-EAA 6746-A		Gasket		1-EAA 6838-A	Gasket
60/63	A, Taxi, P/C	C1AZ 6731-A	1				"Spin-on" one piece filter-has 3/4"-16 female threads
64	A(regular duty clutch)		1				
60/	A, Taxi, P/C	C2OZ 6734-A	1				GASKET - ENGINE OIL PAN DRAIN PLUG - #Nylon-13/16" O. D. -1/2" I. D. -5/64" thick
60/61	A	C2AZ 6750-D	1				INDICATOR ASSY. - OIL LEVEL-on cylinder block-approx. 27 5/16" overall length
62	A(zero lash)		1				
64	A, Taxi, P/C(non-zero lash)- "From 1/2/64"	C2AZ 6750-G	1				#Green plug in handle 21.65 shield to full; 22.69" shield to add; 23.69" shield to end
63/64	A(zero lash)	C3AZ 6750-F	1				#Red plug in handle 13.42" shield to full; 14.48" shield to add; 15.78" shield to end
61/64	A(with em/re & F/M/2 or H/D clutch)	B4A 6751-B	1				DIAPHRAGM - OIL FILTER-4.68" O. D. -used with cartridge type oil filter
60/62	A, Taxi(non-zero lash)	C1AE 6754-B	1				TUBE - OIL LEVEL INDICATOR
63/64	Taxi, P/C(non-zero lash)		1				
63/64	A(zero lash)	C3AZ 6754-A	1				7 1/4" long
60	A, Taxi	C0AE 6758-F	1				TUBE - CRANKCASE VENTILATION - NON-EMISSION REDUCTION - attaches to cyl. block-approx. 15" long-includes bracket-Also refer to Basic No's.6A664, 6A665 & 6853
61/64	A, Taxi, P/C	C1AE 6758-D	1				Attaches to cyl. block-approx. 15" long-includes bracket
60/62	A, Taxi, P/C	20326-S7(B49)	1				Bolt (tube & oil pan to block)-5/16"-18 x 3/8"
60/62	A, Taxi, P/C	45562-S8(B69)	1				Bolt (tube to cyl. block)-5/16"-18 x 4"
61/64	A	C1AZ 6758-A	1				CRANKCASE VENTILATION CONVERSION KIT - to convert to non em/re
61/64	Taxi, P/C	C1AZ 6758-B	1				To convert to non em/re
61/62	A, Taxi, P/C(int.manifold type)	C2AZ 6758-D	1				TUBE - CRANKCASE VENTILATION - EMISSION REDUCTION - attaches to cyl. block-approx. 16 3/8" long-includes (1) 87415-S fitting & bracket-Also refer to Basic No's.6A664, 6A665 & 6853
63	A(air cleaner type)	C3AZ 6758-B	1				Attaches to cyl. block
63/64	Taxi, P/C(int.manifold type)	*C1TE 6758-E	1				Attaches to cyl. block-approx. 13 1/4" long-cut from 8QH 2269-B tubing & use (1) 87426-S and (1) 87947-S8 fittings
61/62	A, Taxi	20386-S8(B53)	1				Bolt (tube brkt. to int. manifold)-5/16"-18 x 1"
		34806-S7(X64)	1				Lockwasher-5/16"
		33797-S8(M50)	1				Nut-5/16"-18
63	A	374097-S8(BB833D)	1				Wing screw(tube to block)-5/16"-18 x 4"
		44722-S8(X19)	1				Flat washer-5/16"

Identification marking

Δ Not required with C5RA 6744-C element

FORD CAR PARTS

SECTION 60.2
6 CYL. - 223

203

YEAR	RESTRICTIONS	PART NUMBER	QUANTITY			PART NAME AND DESCRIPTION
			223			
60	A, Taxi	C0AZ 6766-A	1			CAP ASSY. - OIL FILLER and BREATHER - NON EMISSION REDUCTION CONTROL
		6766				CAP ASSY. - OIL FILLER and BREATHER - EMISSION REDUCTION CONTROL Open system intake manifold type
61	A-Taxi	C1AE 6766-B	1			Open system intake manifold, air cleaner and rocker arm cover types
62	A(zero lash)		1			
62/64	A, Taxi, P/C(non zero lash)	C2AZ 6766-A	1			Open system intake manifold, air cleaner and rocker arm cover types
63/64	A(zero lash)	C3AZ 6766-A	1			Open system intake manifold, air cleaner and rocker arm cover types
64/	A, Taxi, P/C(closed em/re)	C4TZ 6766-B	1			Rocker arm cover type-#Black-optional with C5ZZ 6766-D
		C5ZZ 6766-D	1			Closed system rocker arm cover type-#Chrome-optional with C4TZ 6766-B
63/64	A, Taxi, P/C	C3AZ 6781-A	1			GASKET SET - ENGINE OIL PAN - optional with C3AZ 6781-B
		Consists of the following				
		1-C3AZ 6435-A Flywheel cover			1-C3AE 6710-A Oil pan -cork & rubber	
63/64	A, Taxi, P/C	C3AZ 6781-B	1			Option with C3AZ 6781-A
		Consists of the following				
		1-C3AZ 6435-A Flywheel cover			1-C3AE 6710-AZ Oil pan-rubber	
60/64	A	EAA 6789-A	1			GASKET - OIL FILLER and BREATHER CAP - 2" O. D. -1. 40" I. D. -.06" thick
60/64	A	EAA 6838-A	1			GASKET - OIL FILTER MOUNTING-4.96" O. D. - 4. 40" I. D. -.06" thick-used with cartridge type oil filter-also used without oil filter
		6853	★			HOSE - CRANKCASE VENTILATION Cut from B4C 4090-A-3/8" I.D. Cut from C3AZ 6A664-A-1/2" I.D. Cut from C3AZ 6A664-B-5/8" I.D. Also refer Basic 6A664
60/64	A	C1AE 6870-A	1			GASKET - CRANKCASE VENTILATION TUBE - 1.76" O. D. -1. 26" I. D. -.060" thick
64	A(S/T & O/D with H/D clutch) Taxi, P/C	EAA 6890-C	1			INSERT - OIL FILTER MOUNTING BOLT - 1 1/4" hex. -1 1/16"-12 external thread-3/4"-16 internal thread-5/8" overall length-steel-undercut bottom flange-used with cartridge type oil filter-attach bolt & valve assy. to cylinder block
64			1			
60/63	A	C2OZ 6890-C	1			3/4"-16 & 1-1/16"-12 male threads-1 1/4" long - shoulder type-attach filter to cyl. block-use with "Spin on" type filter
64	A(C/M, S/T & O/D, except H/D clutch)		1			
61/64	A, Taxi, P/C	C1AE 6890-A	1			3/4"-16 & 1 1/16"-12 external thread-1 1/8" overall length-use with "Spin-On" type filter-attach filter to cylinder block
63/64	A(R/A cover type em/re)	C8SZ 6A892-A	1			GROMMET (HOLDS VALVE TO VALVE COVER)- 1 7/16" O. D. -23/36" I. D.

Identification marking

FORD CAR PARTS

YEAR	RESTRICTIONS	PART NUMBER	QUANTITY				PART NAME AND DESCRIPTION
			221	260	289	289 Spec	
62/63	B	C2OZ 6008-D	1				COMPLETE GASKET SET - ENGINE OVERHAUL
Consists of the following							
	1-C2OZ 6020-A	Gasket (front cover)			2-C2OE 6723-A	Seal (oil pan-front & rear)	
	2-C2OZ 6051-B	Gasket (cylinder head)			1-C2OZ 6734-A	Gasket (oil pan drain plug)	
	16-C2OZ 6571-A	Seal (valve stem)			1-C3OZ 8255-A	Gasket (water outlet)	
	2-C2OZ 6584-B	Gasket (valve cover)-rubber			1-C2OZ 8507-B	Gasket (water pump)	
	1-C2OZ 6626-C	Gasket (inlet tube)			1-C3AZ 9417-C	Gasket (fuel pump)	
	1-C2OZ 6659-C	Gasket (oil pump)			1-C2OZ 9A424-C	Seal (intake manifold-rear)	
	1-C3AZ 6700-A	Seal (crankshaft-front)			1-C2OZ 9A425-C	Seal (intake manifold-front)	
	2-C2OZ 6701-B	Packing (crankshaft-rear)			2-C3AZ 9441-C	Gasket (intake manifold)	
	1-C6OE 6710-A	Gasket (oil pan-R. H.)-rubber			1-C2OZ 6870-A	Gasket (vent tube)	
	1-C6OE 6711-A	Gasket (oil pan-L. H.)-rubber					
62/63	A, B, X	C2OZ 6008-E		1			
Consists of the following							
	1-C2OZ 6020-A	Gasket (front cover)			2-C2OE 6723-A	Seal (oil pan-front & rear)	
	2-C3AZ 6051-C	Gasket (cylinder head)			1-C2OZ 6734-A	Gasket (oil pan drain plug)	
	16-C2OZ 6571-A	Seal (valve stem)			1-C3OZ 8255-A	Gasket (water outlet)	
	2-C2OZ 6584-B	Gasket (valve cover)-rubber			1-C2OZ 8507-B	Gasket (water pump)	
	1-C2OZ 6626-C	Gasket (inlet tube)			1-C3AZ 9417-C	Gasket (fuel pump)	
	1-C2OZ 6659-C	Gasket (oil pump)			1-C2OZ 9A424-C	Seal (intake manifold-rear)	
	1-C3AZ 6700-A	Seal (crankshaft-front)			1-C2OZ 9A425-C	Seal (intake manifold-front)	
	2-C2OZ 6701-B	Packing (crankshaft-rear)			2-C3AZ 9441-C	Gasket (intake manifold)	
	1-C6OE 6710-A	Gasket (oil pan-R. H.)-rubber			1-C2OZ 6870-A	Gasket (vent tube)	
	1-C6OE 6711-A	Gasket (oil pan-L. H.)-rubber					
64/63	B, X	C3AZ 6008-D		1			
	A, B, X(2/B)				1		
Consists of the following							
	1-C2OZ 6020-A	Gasket (front cover)			1-C2OZ 6734-A	Gasket (oil pan drain plug)	
	2-C3AZ 6051-C	Gasket (cylinder head)			2-C2OZ 6870-A	Gasket (vent tube)	
	16-C3AZ 6571-B	Seal (valve stem)			1-C3OZ 8255-A	Gasket (water outlet)	
	2-C2OZ 6584-B	Gasket (rocker arm cover)			1-C2OZ 8507-B	Gasket (water pump)-"Before CHG/L10"	
	1-C2OZ 6266-C	Gasket (oil pump flange)			1-C5AZ 8507-B	Gasket (water pump)-"From CHG/L10"	
	1-C2OZ 6659-C	Gasket (oil pump)			1-C5AZ 8513-A	Gasket (pump cover)-"From CHG/L10"	
	1-C3AZ 6700-A	Seal (crankshaft-front)			1-C3AZ 9417-C	Gasket (fuel pump)	
	2-C2OZ 6701-B	Packing (crankshaft-rear)			1-C2OZ 9A424-C	Seal (intake manifold-rear)	
	1-C6OE 6710-A	Gasket (oil pan-R. H.)			1-C2OZ 9A425-C	Seal (intake manifold-front)	
	1-C6OE 6711-A	Gasket (oil pan-L. H.)			2-C3AZ 9441-C	Gasket (intake manifold)	
	2-C2OE 6723-A	Seal (oil pan-front & rear)					
62/63	A, B, B Special, X	C2OZ 6A008-A	4	4	4	4	DOWEL - CYLINDER HEAD TO CYLINDER BLOCK- .676" O. D. -. 55" I. D. -. 44" height-split
62/63	B	*C3OZ 6009-A	1				CYLINDER ASSY. - INCLUDES CYLINDER BLOCK WITH ALL INTERNAL PARTS OF THE ENGINE BUT DOES NOT INCLUDE CYLINDER HEADS, OIL PAN OR CYLINDER FRONT COVER - includes (2) C3OZ 6046-A (supports)-use with hydraulic tappets
62/63	A, B, X	*C3OZ 6009-B		1			Hydraulic tappets-includes (2) C3OZ 6046-A supports, and 1 each C3AZ 6038-G R. H. insulators & C3AZ 6038-H L. H. insulator
64/63	B, X	*C4OZ 6009-B		1			Hydraulic tappets use with C4AZ 6019-A cover
63	A, B (2/B carb.)	*C3AZ 6009-J			1		Hydraulic tappets-uses front cover with oil fill hole
63	B Special (4/B carb.)	*C3OZ 6009-D			1		Mechanical tappets- uses frt. cover w/oil fill hole
64	A, B(2/B carb.)	*C4AZ 6009-B			1		Hydraulic tappets-#(5) bolt holes for flywheel hsg.
62/63	B	C3OZ 6010-B	1				ΔBLOCK ASSY.- CYLINDER - 3 1/2" bore-includes (2) C3OZ 6046-A supports
62/63	A, B, X	C3OZ 6010-C		1			Includes (2) C3OZ 6046-A supports, 1 each C3AZ 6038-G, R. H. & C3AZ 6038-H, L. H. insulators -uses front cover with oil fill hole-3.8" bore
63	A, B (2/B carb.)	C3AZ 6010-L			1		Hyd. tappets-uses frt. cover w/oil fill hole-4" bore

* Does not include tappets

Identification markings

Δ 6015 is a casting number and generally cannot be cross referenced to a service number. It will be used as a means of identification only when casting number is unique to only one 6010 assy.

FORD CAR PARTS

SECTION 60.3
8 CYL. - 221, 260, 289

205

YEAR	RESTRICTIONS	PART NUMBER	QUANTITY				PART NAME AND DESCRIPTION
			221	260	289	289 Spec	
		6010					△ BLOCK ASSY. - CYLINDER - continued
64	A, B (2/B carb.)	C4AZ 6010-B				1	Hydraulic tappets-uses front cover without oil fill hole-(5) bolt holes for flywheel housing-4" bore
64/	B, X	C4OZ 6010-D		1			Hydraulic tappets-uses front cover without oil fill hole-(5) holes for flywheel housing-3.8" bore
63	B Special (4/B carb.)	C3OZ 6010-D				1	Mechanical tappets-uses front cover with oil fill hole -4" bore
64	B Special (4/B carb.)	C4OZ 6010-C				1	Mechanical tappets-uses front cover without oil fill hole-(5) holes for flywheel housing-4" bore
60/	A	73249-S(N88)	2	2	2		Dowel (cyl. block to clutch housing)-3/8" x 9/16"
62/63	B	*73279-S	2				Dowel (cyl. block to clutch housing)-3/8" x 3/4"
62/63	B	87837-S(P15)	4				Plug (cyl. block main oil lines)-1/4"-18 x 27/64" pipe-steel
62/63	B	370352-S(PP79)	4				Plug (cyl. block core holes)-1 1/2" diam. -cup type
62/63	B	376099-S(PP73A)	1				Plug (cylinder block oil passage)-3/4" cup type
62/63	B	87837-S(P15)	1				Plug (cylinder block oil passage)-1/4"-18 pipe
62/	B, X	376301-S(PP67A)	3		3		Plug (cylinder block oil passages)-1/2" cup
62/	B, X	*376053-S(PP79A)	4		6		Plug (cylinder block side)-cup type-1 1/2" O.D.
62/	B, X	376099-S(PP73A)	1	1	1		Plug (cylinder block rear)-cup type-3/4"
		6019					COVER ASSY. - CYLINDER TIMING GEAR FRONT
62/	A, B, X(2/B carb.)	C4AZ 6019-B	1	1	1		Includes (1) 376962-S cup plug to plug unused oil filler pipe hole
63/	B Specials (4/B)					1	
62/	B	376258-S(BB545C)	3	3	3		Bolt (water pump & cover to block)-5/16"-18 x 3 7/16"
62/	B	376259-S(BB545D)	1	1	1		Bolt (water pump & cover to block)-5/16"-18 x 4 5/8"-hex. washer head
62/	A, B, X	376256-S(BB545A)	AR	AR	AR		Bolt (cover to block)-5/16"-18 x 1" hex. washer hd.
62/	A, B, X	376257-S(BB545B)	AR	AR	AR		Bolt (cover to block)-5/16"-18 x 2" hex. washer hd.
62/63	A, B, X	C2OZ 6020-A	1	1			GASKET - CYLINDER TIMING CHAIN/TIMING GEAR FRONT COVER-.030" thick
63/	A, B, X(2/B)					1	
63/	B Special (4/B)						
62/63	B (except P/S)	C2OZ 6023-A	1	1			POINTER-TIMING-3 9/16" long-(2) 23/64" holes

6A023, 6054, 6068 & 6120 REAR ENGINE MOUNT CHART

YEAR	MODEL	C.I.D.	*SUPPORT-CROSS MEMBER	*BRACKET-REAR SUPPORT	*SUPPORT ASSEMBLY	*BRACKET	
						R.H.	L.H.
- A -							
63	A	260,289		C3AZ 6054-A	C3AZ 6068-D		
64	A (3/4/S/T)	289		C4AZ 6054-A	C3AZ 6068-D		
64	A (O/D, C4)	289		C4AZ 6054-A	C8AZ 6068-B		
64	A (C/M)	289		C3AZ 6054-A	C3AZ 6068-D		
- B -							
62	B	221,260	C2OZ 6A023-D		C3OZ 6068-B	C2OZ 6120-J	C2OZ 6120-F
63/64	B(2/B)-exc. 4/S/T	221,260, 289					
63/64	B Spec.(4/B)-exc. 4/S/T	289					
63/64	B(2/B)-4/S/T	221,260, 289	C3OZ 6A023-A	C1SS 6054-A	C1AA 6068-A	C2OZ 6120-J	C2OZ 6120-F
63/64	B Spec.(4/B)-4/S/T	289					
- X -							
63/64	X (exc. 4/S/T)	260	C1DZ 6A023-A		C1DZ 6068-A		
63/64	X (4/S/T)	260	C1DZ 6A023-A	C1SS 6054-A	C1DZ 6068-A		

YEAR	RESTRICTIONS	PART NUMBER	QUANTITY				PART NAME AND DESCRIPTION
			221	260	289	289 spec	
63/	B	376905-S7-8(BB830H)	2	2			Bolt-1/2"-13 x 1 3/8"-square neck
62/	B	20432-S7-8(B121)	2	2	2		Bolt (rear support to extension)-1/2"-13 x 1 1/8"
		34809-S8(X68)	AR	AR	AR		Lockwasher-1/2"
		354580-S(BB167)	1	1	1		Bolt-3/8"-16 x 3 1/4"
		34057-S8(M161)	1	1	1		Nut-3/8"-16
		34807-S7-8(X66)	AR	AR	AR		Lockwasher-3/8"

△ 6015 is a casting number and generally cannot be cross referenced to a service number. It will be used as a means of identification only when casting number is unique to only one 6010 assy.

* 1 Required unless otherwise noted

FORD CAR PARTS

YEAR	RESTRICTIONS	PART NUMBER	QUANTITY				PART NAME AND DESCRIPTION
			221	260	289	289 Spec	
60/	A, B, X	B2A 6026-B	1	1	1		PLUG - CUP - CYLINDER BLOCK & CYLINDER HEAD - at distributor boss-.273" O.D. -acorn shape-.20" overall length
62/	B, X	C8AZ 6026-C	4		6		Plug core holes in block-1 1/2" O.D.
62/	B, X	C8AZ 6026-D	AR	AR	AR		Plug holes in head .060" O/S

6028, 6029, 6030, 6031 & 6038 FRONT ENGINE MOUNT CHART

YEAR	MODEL	C.I.D.	*SUPPORT BRACKET		*MOUNTING BRACKET		*INSULATOR		
			R.H.	L.H.	R.H.	L.H.	R.H.	L.H.	
- A -									
63	A (2/B)	260						C3AZ 6038-E	C3AZ 6038-F
63/64	A (2/B)	260, 289						C3AZ 6038-G	C3AZ 6038-H
- B -									
62/64	B (2/B)	221, 260, 289	C2OZ 6028-B	C2OZ 6028-B	C5OZ 6030-A	C5OZ 6030-A	C2OZ 6038-A	C2OZ 6038-A	
63/64	B Spec. (4/B)- "Before 3/3/64"	289	C2OZ 6028-B	C2OZ 6028-B	C5OZ 6030-A	C5OZ 6030-A	C2OZ 6038-A	C2OZ 6038-A	
64	B Spec. (4/B)- "From 3/3/64"	289	C3DZ 6028-C	C3DZ 6029-C	C5OZ 6030-A	C5OZ 6030-A	C2OZ 6038-A	C2OZ 6038-A	
- X -									
63/64	X(76)-2/B "Before 3/3/64"	260, 289	C3DZ 6028-C	C3DZ 6029-C	C3DZ 6030-A	C3DZ 6031-A	C4DZ 6038-A	C4DZ 6038-B	
63/64	X(exc. 76)-2/B "Before 3/3/64"	260, 289	C3DZ 6028-C	C3DZ 6029-C	C3DZ 6030-A	C3DZ 6031-A	C3AZ 6038-G	C3AZ 6038-H	
64/	X(76)-2/B- "From 3/3/64"	260, 289	C3DZ 6028-C	C3DZ 6029-C	C3DZ 6030-A	C3DZ 6031-A	C4DZ 6038-A	C4DZ 6038-B	
64/	X(exc. 76)-2/B- "From 3/3/64"	260, 289	C3DZ 6028-C	C3DZ 6029-C	C3DZ 6030-A	C3DZ 6031-A	C3AZ 6038-G	C3AZ 6038-H	

YEAR	RESTRICTIONS	PART NUMBER	QUANTITY				PART NAME AND DESCRIPTION
			221	260	289	289 spec.	
60/	A	*20372-S8		2	2		Bolt (ret. to trans. ext.)-1/2"-13 x 7/8" hex. head
60/	A	20411-S7(B184)	2	2	2		Bolt(rear suppt. to frame)-7/16"-20 x 1 1/8" hex. hd.
60/	A	34671-S8(M67)	2	2	2		Nut-7/16"-20
60/	A	356590-S(XX171)	2	2	2		Washer-flat-.47" I.D. -.78" O.D. -.10" thick-steel
60/	A	357625-S7-8(XX304)	2	2	2		Lockwasher-7/16"
62/64	B	34670-S7-8(M54)	4	4			Nut (bracket to underbody)-7/16"-14 hex.
62	B	20390-S8(B102)	6	6			Bolt (brkt. to cyl. block)-7/16"-14 x 1" hex. head
		357625-S7-8(XX304)	6	6			Lockwasher-7/16"
62/	B	34670-S7-8(M54)	AR	AR			Nut-7/16"-14
62/	B	34808-S8(X67)	2	2			Lockwasher-7/16"
62/64	B	375710-S7-8(MM173F)	2	2			Nut-hex. washer lock-1/2"-13
62/	B	34808-S8(X67)	4	4			Lockwasher-7/16"
		33799-S7(M52)	4	4			Nut-3/8"-16
		34807-S7-8(X66)	4	4			Lockwasher-3/8"
63	A	33845-S8(M57)		2			Nut (6038 to No. 2 crossmember)-1/2"-13 hex.
63	A	357625-S7(XX304)		2			Lockwasher-7/16"
63	A	351428-S7(XX166)		2			Washer-flat-7/16"
62/64	B	304668-S8(B100A)	4	4			Bolt (insulator to cyl. block)-7/16"-14 x 7/8"
62/64	B	373403-S8(MM173J)	2	2	2		Nut (insulator to bracket)-3/8"-16 hex. lock
60/	A	20390-S8(B102)	4	4	4		Bolt (engine front support insulator to cyl. block)-7/16"-14 x 1"-hex. head
60/	A	34671-S8(M67)	4	4	4		Nut-7/16"-14
60/	A	357625-S7-8(XX304)	4	4	4		Lockwasher-7/16"
63/	B, X	44735-S8(X32)		2	2		Washer-flat(insulator to bracket)-15/32"
63/64	X	C3DZ 6C038-A	2	2			SHIELD - ENGINE MOUNT HEAT -8" long
63/	A, X			2	2		
62/	B, B Special (4/B carb.)	C2OZ 6039-A	2	2	2	2	INSULATOR - ENGINE FRONT SUPPORT REBOUND - LOWER

◇ Use with C2OZ 6010-B cylinder block ◇ Use with C3OZ 6019-C cylinder block * One required unless otherwise noted

FORD CAR PARTS

SECTION 60.3
8 CYL. - 221, 260, 289

207

YEAR	RESTRICTIONS	PART NUMBER	QUANTITY				PART NAME AND DESCRIPTION	
			221	260	289	289 spec.		
64/ 63/	A, B, X(2/B) B Specials (4/B carb.)	C5AZ 6A044-B			1	1	ENGINE - PERFORMANCE KIT	
Consists of the following								
1-C4OZ 6A257-A		Cam kit	8-C3OZ 6108-L		Piston (std. red)			
1-C5AZ 6C056-A		Cyl. head kit						
62/63	B "Before 2/1/63"	C2OZ 6046-A	2	2			BRACKET - ENGINE FRONT SUPPORT INSULATOR -upper- Refer to Front Engine Mount Chart (Basic No. 6028)	
63/64 63/	B "From 2/1/63" B Specials (4/B carb.)	C3OZ 6046-A	2	2		2		
62/64	B	C2OZ 6047-A	2	2	2		BOLT - ENGINE FRONT SUPPORT INSULATOR - 3/8"-16 x 3 3/16"-with 1/2" shoulder	
62/63	B	C3OZ 6049-E	2				HEAD - CYLINDER -#C3OE 6090-A-includes (1) C2OZ 6051-B gasket	
62/63	A, B, X	C3OZ 6049-F	2				#C3OE 6090-B-consists of (1) C3OZ 6049-B & (1) C3AZ 6051-C gasket	
64/ 63/64	B, X A, B (2/B carb.) - "Before 2/24/64"	C4OZ 6049-A C3AZ 6049-F	2			2	#C4OE 6090-A-includes (1) C3AZ 6051-C gasket #C3AE 6090-F-includes (1) C3AZ 6051-C gasket	
63/64	B Special (4/B carb.)- "Before 4/2/64"	C3OZ 6049-H				2	#C3OE 6090-E or F-includes (1) C3AZ 6051-C	
64/	A, B, X(2/B carb.)- "From 2/24/64"	C5AZ 6049-B				2	Includes and used with (1) C3AZ 6051-C gasket	
6049								CYLINDER HEAD KIT
62/63	B	C3OZ 6049-AE	2					
Consists of the following								
1-C7AE 6049-F		Head	4-C3AZ 6507-A	Valve	16-7HA 6518-A	Key		
1-C2OZ 6051-B		Gasket	8-B6A 6513-A	Spring	8-C3AZ 6571-B	Seal		
4-C3AZ 6505-J		Valve	8-C7AZ 6514-A	Retainer				
63/	A, B, X	C3AZ 6049-AF				2		
Consists of the following								
1-C6OE 6049-N		Head	1-C3AZ 6051-C	Gasket	4-C4AZ 6507-A	Valve		
					or 4-C4OZ 6507-A	Valve		
63/	B Special (4/B carb.)	C5OZ 6049-B				2		
Consists of the following								
1-C8ZE 6049-A		Head	1-C3AZ 6051-C	Gasket	4-C4OZ 6507-A	Valve		
60/	A	357167-S(PP92B)	4	4	4		Plug (cylinder head end)-1 3/4" diam. -cup type	
62/	B, X	*376053-S(PP79A)	2	2	4		Plug (cylinder head end)-cup type-1 1/2" O.D.	
62/64	B	358048-S(PP43)	6				Plug (cylinder head top)-3/4" pipe-socket head	
62/63	B	370352-S(PP79)	2	2			Plug (cylinder head)-1 1/2" diam-cup type plug (cylinder head core holes)	
62/63	B	C2OZ 6051-B	2				GASKET - CYLINDER HEAD -asbestos & steel	
62/ 63/ 63/	A, B, X A, B, X(2/B) B Special (4/B)	C3AZ 6051-C		2		2	Asbestos & steel-.063" thick	
6054								Refer to Rear Engine Mount Chart (Basic No. 6A023)
63/	X(with F/M/2)	C3DZ 6B056-A		1			SPRING - ENGINE REAR SUPPORT	
63/64	X (with S/T)	C3DZ 6B056-B		1			9.02" long	
63/64	X (4 speed trans.)- "Before 12/16/63"	C3DZ 6B056-F		1			7 28/64" long	
64/	X (C/M, C4)	C4GY 6B056-A		1	1			
64/	X (4 speed trans.)- "From 12/16/63"	C3DZ 6B056-G		1	1		7 3/8" long	
62/63 62/ 64/ 63/	B B, X A, B, X(2/B) B Specials (4/B carb.)	C5AZ 6C056-A	1			1	CYLINDER HEAD and VALVE KIT - COBRA	
Consists of the following								
2-C5OZ 6049-A		Head (cyl.)	16-C3OZ 6514-A		Retainer (valve)			
8-C3OZ 6505-A		Valve (exhaust)	32-7HA 6518-A		Key (valve spring retainer)			
8-C4OZ 6507-A		Valve (intake)	16-C3OZ 6571-B		Seal (valve stem)			
16-C3OZ 6A511-A		Spring (valve damper)						

Identification marking

YEAR	RESTRICTIONS	PART NUMBER	QUANTITY				PART NAME AND DESCRIPTION
			221	260	289	289 spec.	
		6C056					CYLINDER HEAD and VALVE KIT - COBRA - continued
62/	A, B	C8OZ 6C056-A		1	1		
Consists of the following							
	*2-C9OE 6049-H	Head (cyl.)	32-7HA	6518-A			Key (valve spring retainer)
	2-C9OE 6051-H	Gasket (cyl. head)	16-C2OZ	6A528-C			Seat (valve rocker arm fulcrum)
	8-C9OZ 6505-A	Valve (exhaust)	16-C6OZ	6564-B			Arm (valve rocker)
	8-C9OZ 6507-A	Valve (intake)	16-C9OE	6565-D			Rod (push)
	16-C9OZ 6513-A	Spring assy. (valve damper)	16-C7AZ	6571-B			Seal (valve stem)
	16-B9A 6514-A	Retainer (valve spring)	2-C9OE	9439-B			Gasket (intake manifold to head)
	16-B9A 6517-A	Sleeve (valve spring retainer)	10-383186-S				Bolt (cyl. head)
			10-383187-S				Bolt (cyl. head)
62/	A, B, X	C2OZ 6065-A	10	10			BOLT - CYLINDER HEAD-7/16"-14 x 2.29"
63/	A, B, X(2/B carb.)				10		
63/	B Specials (4/B carb.)					10	
62/	A, B, X	C2OZ 6065-B	10	10			7/16"-14 x 3.91"
63/	A, B, X (2/B carb.)				10		
63/	B Specials (4/B carb.)					10	
63/64	X (S/T) "Before 12/16/63"	C3DZ 6B066-B		1			STRAP - ENGINE REAR SUPPORT -8 3/4" long
63/64	X (F/M/2) "Before 12/16/63"	C3DZ 6B066-C		1			7" long
63/64	X (4 speed trans.)- "Before 12/16/63"	C3DZ 6B066-D		1			7.10" long
64/	X (3 or 4 speed trans. & F/M/2) "From 12/16/63"	C4DZ 6B066-B		1			7" long
		6068					Refer to Rear Engine Mount Chart (Basic No. 6A023)
63/64	B, X(S/T)	C4DZ 6B068-A		1			KIT - HIGH PERFORMANCE ENGINE-(Cobra) - used to convert to (3) 2/B carbs. -refer 9B843 for accelerator control kit
Consists of the following							
	1-C2OZ 6524-A	Baffle (valve push rod)	1-C4RA	9819-A			Tube (thermo. choke control outlet)
	1-C2OZ 6A630-A	Dust (c/case vent)	1-C1AE	9B841-A			Rod (carb. throttle-front)
	1-C2OZ 6A631-A	Element (c/case vent)	1-C1AE	9B842-A			Rod (carb. throttle-rear)
	1-C2OZ 6A633-A	Retainer (c/case vent element)	1-C5AA	9865-A			Insulator (thermo. choke control tube)
	1-C3RA 6869-A	Cover (c/case vent)	1-C1AF	18599-A			Elbow (heater connection)
	1-C2OZ 6870-A	Gasket (c/case vent to intake manifold)	1-C3RA	19D531-A			Medallion (kit)
	1-C4RA 9D280-C	Manifold (carb. fuel supply)	2-34079-S8				Nut (No. 10-32-lock throttle rods)
	3-C1AE 9D281-A	Hose (carb. fuel) or	4-40922-S8				Screw (1/4"-28 x 1/2"-opt. w/92060-S)
	3-C1AE 9D281-B		3-42718-S8				Screw & washer (5/16"-18 x 1/2"-C/case vent to 9424
	1-C4RA 9424-A	Manifold (intake)	12-88376-S				Stud (5/16"-18-24 x 1 5/16"-carb. mtg.)
	1-C2OZ 9A424-A	Seal (int. manifold to cyl. blk.-rear)	4-92060-S				Screw (No. 14-9 x 3/8"-opt. w/40922-S8
	1-C2OZ 9A425-A	Seal (int. manifold to cyl. blk.-front)	12-351089-S8				Nut (5/16"-24-carb. to int. manifold)
	2-C2OZ 9441-A	Gasket (int. manifold to cyl. block)	4-351253-S8				Washer (13/64" I.D. -7/16" O.D. att. rods to carb.)
	3-B8A 9447-A	Gasket (carb. to int. manifold)	1-357940-S				Comp. sleeve (1/4" thermo. tube to choke)
	1-C4GF 9510-H	Carb. (2/B-center)	1-357980-S				Comp. nut (1/4"-24-thermo. tube to choke)
	2-C4GF 9510-J	Carb. (2/B front & rear)	2-358871-S8-S100				Wing nut (1/4"-20)
	4-C3AE 9E544	End (carb. throttle synchro rod)	2-370970-S8				Stud (1/4"-20 x 3"-air cleaner mounting)
	1-EDJ 9601-A	Element (air cleaner)	1-372145-S				Washer (No. 10-spacer synchro throttle end)
	1-C4RA 9A612-A	Tray (air cleaner)	1-372146-S				Nut (No. 8-32 throttle pin to throttle ends)
	3-C1AE 9654-A	Gasket (air cleaner to carb.)	1-372175-S				Plug (vacuum hole in manifold)
	1-C4RA 9661-A	Cover (air cleaner)	6-375416-S8-S35				Hose clamp (9/16" fuel line to outlet tube)
	1-C3RA 9724-A	Bellcrank (accel.)					
	1-C3AE 9780-A	Rod (bellcrank to carb.)					
62/	A, B, X(2/B)	C6AZ 6B068-A		1	1		To convert to (1) 4/B carb. hi-performance eng.
63/	B Special (4/B)-S/T	C4DZ 6B068-B				1	To convert to (3) 2/B carbs. -refer 9B843 for accelerator control kit
63	A	B8A 6070-A		1			PLATE - ENGINE REAR SUPPORT
60/64	A (F/M/2)	*C0AA 6070-A		1	1		Approx. 2.46" x 1.84" x .25" overall height-.041" steel stock-Dealer improvise

* Includes Rocker Arm Studs

FORD CAR PARTS

SECTION 60.3
8 CYL. - 221, 260, 289

209

YEAR	RESTRICTIONS	PART NUMBER	QUANTITY				PART NAME AND DESCRIPTION
			221	260	289	289 spec	
62/63	B	C2OZ 6079-D	1				GASKET SET - VALVE GRIND
Consists of the following 2-C2OZ 6051-B Gasket 1-C2OZ 6870-A Gasket 1-C2OZ 9A425-B Seal 16-C2OZ 6571-A Seal 1-C3OZ 8255-A Gasket 2-C3AZ 9441-C Gasket 2-C2OZ 6584-B Gasket 1-C2OZ 9A424-B Seal							
62/	A, B, X	C2OZ 6079-E		1			
Consists of the following 2-C3AZ 6051-C Gasket 1-C2OZ 6870-A Gasket 1-C2OZ 9A425-C Seal 16-C2OZ 6571-A Seal 1-C3OZ 8255-A Gasket 2-C2AZ 9441-C Gasket 2-C2OZ 6584-B Gasket 1-C2OZ 9A424-C Seal							
64/63/	B, X A, B, X(2/B)	C3AZ 6079-C		1		1	
Consists of the following 2-C3AZ 6051-C Gasket 2-C2OZ 6870-A Gasket 1-C2OZ 9A425-B Seal 16-C3AZ 6571-B Seal 1-C3OZ 8255-A Gasket 2-C3AZ 9441-C Gasket 2-C2OZ 6584-B Gasket 1-C2OZ 9A424-B Seal							

6108 PISTON ASSEMBLY CHART - SOLID TYPE

In the Standard column of the chart below (R) designates red size - (B) designates blue size.
Red size and blue size are optional for selective fit.

YEAR	MODEL	C.I.D.	RINGS	INCL.	QTY.	PART NUMBER					
						STANDARD	.003" O/S	.020" O/S	.030" O/S	.040" O/S	.060" O/S
62/63	B	221	3	Δ	8	C5DZ 6108-A	C5DZ 6108-K	C5DZ 6108-B	C5DZ 6108-C	C5DZ 6108-D	C2OZ 6108-K
62/	A, B, X	260	3	Δ	8	C2OZ 6108-L	C2OZ 6108-U	C2OZ 6108-M	C2OZ 6108-N	C2OZ 6108-R	C2OZ 6108-S
63/	A, B, X (2/B carb.)	289	3	Δ	8	C8OZ 6108-N(R)	C8OZ 6108-S	C8OZ 6108-T	C8OZ 6108-U	C8OZ 6108-V	
63/	B Special (4/B carb.)	289	3	Δ	8	C3OZ 6108-L	C3OZ 6108-M				

YEAR	RESTRICTIONS	PART NUMBER	QUANTITY				PART NAME AND DESCRIPTION
			221	260	289	289 spec	
		6120					BRACKET ASSY. - ENGINE REAR SUPPORT - Refer to Rear Engine Mount Chart(Basic No.6A023)
62/63/	A, B, X(2/B carb.) B Special(4/B carb.)	B2AZ 6135-A	8	8	8	8	PIN - PISTON-#Green-.9121" O.D. -.600" I.D. - 3.023" long-std.
		B2AZ 6135-B	8	8	8	8	.001" O/S

6148 PISTON RING- PARTIAL CHART- CONSISTS OF THE NECESSARY RINGS TO RE-RING (2) PISTONS

YEAR	MODEL	C.I.D.	RINGS	TYPE	PART NUMBER				
					STANDARD	.020" O/S	.030" O/S	.040" O/S	.060" O/S
62/63	B	221	3	Hi Lo	C0DZ 6148-F	C0DZ 6148-B	C0DZ 6148-C	C0DZ 6148-D	C0DZ 6148-E
62/	A, B, X	260	3	Hi Lo	B6AZ 6148-A	B6AZ 6148-B	B6AZ 6148-C	B6AZ 6148-D	C2AZ 6148-B
63/	A, B, X (2/B carb.)	289	3	Hi Lo	C3AZ 6148-F	C3AZ 6148-G	C3AZ 6148-H	C3AZ 6148-J	
63/	B Special	289	3	Hi Lo	C3AZ 6148-F	None used	None used	None used	None used

YEAR	RESTRICTIONS	PART NUMBER	QUANTITY				PART NAME AND DESCRIPTION
			221	260	289	289 spec	
62/63	A, B, X	C2OZ 6200-A	8	8			ROD ASSY. - CONNECTING
63/	A, B, X(2/B carb.)	C3AZ 6200-D			8		
64/	B, X			8			
63/	B Specials(4/B carb.)	C3OZ 6200-C				8	

Identification Marking

Δ Includes piston pin

FORD CAR PARTS

6211 CONNECTING ROD BEARING CHART

In the Standard column of the chart below (R) designates red size - (B) designates blue size.
Red size and blue size are optional for selective fit.

YEAR	MODEL	C.I.D.	UPPER	LOWER	PART NUMBER						
					STANDARD	.001" U/S	.002" U/S	.010" U/S	.020" U/S	.030" U/S	.040" U/S
62/	A, B, X	+221	8	8	C2OZ 6211-R	C2OZ 6211-S	C2OZ 6211-TC	C2OZ 6211-U	C2OZ 6211-V	C2OZ 6211-Y	C2OZ 6211-Z
63/	A, B, X(2/B)	+260 +289	8	8							

YEAR	RESTRICTIONS	PART NUMBER	QUANTITY				PART NAME AND DESCRIPTION
			221	260	289	289 Spec.	
63/	B Specials(4/B carb.)	C1TE 6212-A				16	NUT - CONNECTING ROD - 3/8"-24-.557" hex. chamfered
62/	A, B, X(2/B carb.)	C3DZ 6212-A	16	16	16		5/16"-24 hex.
63	B Special (4/B carb.)	C1AZ 6214-A				16	BOLT - CONNECTING ROD -3/8"-24 x 2 7/32"
64/	B Special(4/B carb.)	C4OZ 6214-B				16	3/8"-24 x 2 1/8"
62/	A, B, X(2/B carb.)	C3AZ 6214-A	16	16	16		5/16"-24 x 2 5/64"
62/	A, B, X	C3OZ 6250-B	1	1			CAMSHAFT ASSY. - LESS GEAR-includes (1) 378189-S dowel
63/	A, B, X(2/B)	C3AZ 6250-V				1	#UA-includes 378189-S dowel pin
63/	B Special(4/B carb.)	C3OZ 6250-C				1	#VE
62/	A, B, X	378189-S	1	1	1		Dowel-5/16" x 1 3/8"
62/	A, B, X	C2OZ 6A251-A	1	1			CAMSHAFT BEARING KIT - STANDARD
63/	A, B, X					1	

Consists of the following Bearings

- 1-C2OZ 6261-A Front
- 1-C2OZ 6262-A Center
- 1-C2OZ 6263-A Rear
- 1-C2OZ 6267-A Front Intermediate
- 1-C2OZ 6270-A Rear Intermediate
- 1-C2OZ 6266-A Plug

62/	A, B, X(2/B carb.)	C3OZ 6256-C	1	1	1		SPROCKET - CAMSHAFT-cast iron-5.01" O. D. -
63/	B Special(4/B carb.)	C3OZ 6256-A				1	Cast iron-13/32" thick-42 teeth
62/	A, B, X	376058-S(BB157A)	1	1	1		Bolt(sprocket to camshaft)-3/8"-16 x 1 1/2"
63/64	X	% C8DZ 6A257-A				1	CAMSHAFT KIT
62/	B, X		1	1	1		

Consists of following

- 1-C3OZ 6250-C Camshaft
- 16-C3OZ 6500-A Tappets

6261, 6262, 6263, 6267 & 6270 CAMSHAFT BEARING CHART

YEAR	MODEL	C.I.D.	SIZE	FRONT	FRONT INTERMEDIATE	CENTER	REAR INTERMEDIATE	REAR
63/	A, B, X(2/B carb.)	221, 260, 289	Standard	C2OZ 6261-A	C2OZ 6267-A	C2OZ 6262-A	C2OZ 6270-A	C2OZ 6263-A
63/	B Special (4/B carb.)	289						
			.015" U/S	C2OZ 6261-B	C2OZ 6267-B	C2OZ 6262-B	C2OZ 6270-B	C2OZ 6263-B

YEAR	RESTRICTIONS	PART NUMBER	QUANTITY				PART NAME AND DESCRIPTION
			221	260	289	289 Spec.	
62/	A, B, X	C2OZ 6265-A	1	1			SPACER - CAMSHAFT SPROCKET -
63/	A, B, X (2/B carb.)				1		7/32" thick-1 9/16" O. D. -21/64" gap
63/	B Special(4/B carb.)	C3OZ 6265-A				1	3/8" thick-1 9/16" O. D. -7/8" I. D. -21/64" gap
62/	A, B, X	C2OZ 6266-A	1	1			PLUG - camshaft rear bearing-standard-2.156" O. D. -cup shaped
63/	A, B, X(2/B carb.)				1		
63/	B Special(4/B carb.)	C5AZ 6266-A	1	1	1	1	.060" O/S
		6267					Refer to Camshaft Bearing Chart(Basic No. 6261)
62/	A, B, X(2/B carb.)	C2OZ 6268-A	1	1	1		CHAIN - TIMING-58 links

Identification marking

+ Bearing with oil hole optional with solid bearing.

% This kit is not to be installed by the dealer prior to initial sale & delivery of a new vehicle. Sale of this kit prohibited in states where not legal

FORD CAR PARTS

SECTION 60.3
8 CYL. - 221, 260, 289

211

YEAR	RESTRICTIONS	PART NUMBER	QUANTITY				PART NAME AND DESCRIPTION
			221	260	289	289 spec.	
62/64	A, B, X (2/B carb.)- "Before 9/2/63"	C2OZ 6269-A	1	1	1		PLATE - CAMSHAFT THRUST -(2) 19/64" bolt/stud holes (1) 1.70" diam. center hole-.217" thick
64/	A, B, X(2/B carb.)- "From 9/2/63"	C3OZ 6269-B			1	1	Std. -.22" thick-(2) 19/64" stud holes-(1) 47/64" center hole-(2) oilgrooves 180° apart on rear face
		C3OZ 6269-C			1	1	.002" O/S-#2
		C3OZ 6269-D			1	1	.004" O/S-#4
63/	B Special(4/B carb.)	C3OZ 6269-A				1	3/8" thick
62/64	A, B, X (2/B carb.)- "Before 9/2/63"	375932-S(BB807G)	2	2	2		Screw 1/4"-20 x 5/8"-special head (plate to sprocket)
62/	B, A		2	2			
63/	A, B (B Special 4/B carb.) "From 9/2/63"	20324-S8(B41)			2	2	Bolt (6269 to cylinder block)-1/4"-20 x 5/8"
64/	A, B, X(2/B)				2	2	
		6270					Refer to Camshaft Bearing Chart (Basic No. 6261)
62/	A, B, X(2/B carb.)	C2OZ 6278-A	1	1	1		WASHER - CAMSHAFT SPROCKET-1.20" O.D. - .406" I.D. -.224" thick
63/	B Special(4/B carb.)					1	
62/	A, B, X(2/B carb.)	C3AZ 6287-B	1	1	1		ECCENTRIC - CAMSHAFT FUEL PUMP DRIVE - (1) .325" diam.hole
63/	B Special(4/B carb.)					1	
62/63	A, B	C0DZ 6A302-A	1	1			PIN - CRANKSHAFT REAR OIL SEAL -.095" O.D. -.31" long-pointed
63/	A, B, X					1	
63/	B Special(4/B)					1	
62/	A, B, X(2/B carb.)	C3AZ 6303-F	1	1	1		CRANKSHAFT ASSY.
63/	B Special(4/B carb.)	C3OZ 6303-B				1	
62/	A, B, X(2/B carb.)	C2OZ 6306-A	1	1	1		SPROCKET - CRANKSHAFT-21 teeth-steel or sintered iron
63/	B Special(4/B carb.)	C3OZ 6306-A				1	21 teeth-steel
62/	A, B, X	372890-S(LL17)	1	1	1		Key(sprocket to crankshaft)-3/16" x 1.40"
63/	B Special(4/B carb.)	C3OZ 6310-A				1	SLINGER - CRANKSHAFT OIL
62/	A, B, X(2/B carb.)	C3OZ 6310-B	1	1	1		
62/	A, B, X	C2OZ 6312-A	1	1	1		PULLEY ASSY. - CRANKSHAFT-single sheave- 6 1/8" sheave diameter
64	A (extra cooling)					1	2.49" long
62/63	A, B(P/S, X/C, 40 or 60 amp.alt.)	C2OZ 6312-B	1	1			Triple sheave-2.43" long -6 3/8" dia. at rear. sheave-6 1/8" dia. at front sheave-uses (2)
63	A, B(P/S, X/C, 40 or 60 amp.alt.)					1	3/8" belts & (1) 1/2" belt
64	B(P/S, X/C, 40 or 60 amp.alt.)					1	
63/	F, X (P/S)					1	
63/64	A, B, X(P/S & or A/C)	C3AZ 6312-A			1	1	4 sheaves-6 3/8" diameter at front sheave-3 3/16" long-(3) 13/32" holes
63	B (P/S & or A/C)		1				-outer sheaves use 1/2" belts-inner sheaves use 3/8" belts
62	B (with A/C & P/S)	371186-S(BB441)	3	3			Bolt (pulley to adaptor)-3/8"-16 x 1 1/8" hex. Lockwasher-3/8"
62/64	B	34807-S7-8(X66)	3	3			
		20348-S8(B77)	3	3			Bolt (pulley to adapter)-3/8"-16 x 3/4"
		351487-S(XX291)	3	3			Lockwasher-3/8"-external teeth
62/64	B	377850-S(BB273A)	1	1			Bolt (pulley to crankshaft)-5/8"-18 x 2"
60/	A	34810-S7-8(X69)	1	1	1		Lockwasher-9/16"
62/63	A, B, X	C2OZ 6316-A			1		DAMPER ASSY. - CRANKSHAFT -6.36" O.D. -(3) 3/8"-16 holes-5 timing marks-3.02" overall length
64/	B, X	C4OZ 6316-A			1		#C4OE 6316-A-6 3/8" O.D.
63/64	A, B (2/B carb.)	C3AZ 6316-B				1	#C4AE 6316-C or D
63/	B Special(4/B carb.)	C5OZ 6316-A				1	6 1/2" O.D. -3 31/64" long
62/63	B	C2OZ 6A329-A	1				ADAPTER ASSY. - CRANKSHAFT PULLEY -4.84" flange O.D. -(3) 3/8"-16 holes-3.018" long
62/63	B	★45755-S8	1				Bolt-5/8"-18 x 1 3/4"
62/63	B	377850-S(BB273A)	1				Bolt (adaptor & 6378 washer to crankshaft)- 5/8"-18 x 2" hex. head

Identification Marking

YEAR	RESTRICTIONS	PART NUMBER	QUANTITY				PART NAME AND DESCRIPTION
			221	260	289	289 spec	

6333 & 6337 MAIN BEARING CHART

In the size column of the chart below (R) designates red size - (B) designates blue size.
Red size and blue size are optional for selective fit.

YEAR	MODEL	C.I.D.	SIZE	UPPER	LOWER	FRONT	FRONT INTERMEDIATE	CENTER	REAR INTERMEDIATE	REAR
62/63	B	221	Std. (R) .0959"	x		C3AZ 6333-P	C3AZ 6333-P	C3AZ 6337-P	C3AZ 6333-P	C3AZ 6333-P
62/	A, B, X	260	.001" .002" .010" .020" .030"	x		C3AZ 6333-R C3AZ 6333-S C3AZ 6333-T C3AZ 6333-U C3AZ 6333-V	C3AZ 6333-R C3AZ 6333-S C3AZ 6333-T C3AZ 6333-U C3AZ 6333-V	C3AZ 6337-R C3AZ 6337-S C3AZ 6337-T C3AZ 6337-U C3AZ 6337-F	C3AZ 6333-R C3AZ 6333-S C3AZ 6333-T C3AZ 6333-U C3AZ 6333-V	C3AZ 6333-R C3AZ 6333-S C3AZ 6333-T C3AZ 6333-U C3AZ 6333-V
62/63	B	221	Std. .0959"	x		C3AZ 6333-AA	C3AZ 6333-AA	C3AZ 6337-AA	C3AZ 6333-AA	C3AZ 6333-AA
62/	A, B, X	260	.001" .002" .010" .020" .030"			C3AZ 6333-AB C3AZ 6333-AC C3AZ 6333-AD C3AZ 6333-AE C3AZ 6333-AF	C3AZ 6333-AB C3AZ 6333-AC C3AZ 6333-AD C3AZ 6333-AE C3AZ 6333-AF	C3AZ 6337-AB C3AZ 6337-AC C3AZ 6337-AD C3AZ 6337-AE C3AZ 6337-AF	C3AZ 6333-AB C3AZ 6333-AC C3AZ 6333-AD C3AZ 6333-AE C3AZ 6333-AF	C3AZ 6333-AB C3AZ 6333-AC C3AZ 6333-AD C3AZ 6333-AE C3AZ 6333-AF
63/	A, B, X (2/B)	289	Std. .0959"	x		C3AZ 6333-P	C3AZ 6333-P	C3AZ 6337-P	C3AZ 6333-P	C3AZ 6333-P
63/	B Spec. (4/B)	289	.001" .002" .010" .020" .030"			C3AZ 6333-R C3AZ 6333-S C3AZ 6333-T C3AZ 6333-U C3AZ 6333-V	C3AZ 6333-R C3AZ 6333-S C3AZ 6333-T C3AZ 6333-U C3AZ 6333-V	C3AZ 6337-R C3AZ 6337-C C3AZ 6337-T C3AZ 6337-U C3AZ 6337-V	C3AZ 6333-R C3AZ 6333-S C3AZ 6333-T C3AZ 6333-U C3AZ 6333-V	C3AZ 6333-R C3AZ 6333-S C3AZ 6333-T C3AZ 6333-U C3AZ 6333-V
63/	A, B, X (2/B)	289	Std. .0959"	x		C3AZ 6333-AA	C3AZ 6333-AA	C3AZ 6337-AA	C3AZ 6333-AA	C3AZ 6333-AA
63/	B Spec. (4/B)	289	.001" .002" .010" .020" .030"			C3AZ 6333-AB C3AZ 6333-AC C3AZ 6333-AD C3AZ 6333-AE C3AZ 6333-AF	C3AZ 6333-AB C3AZ 6333-AC C3AZ 6333-AD C3AZ 6333-AE C3AZ 6333-AF	C3AZ 6337-AB C3AZ 6337-AC C3AZ 6337-AD C3AZ 6337-AE C3AZ 6337-AF	C3AZ 6333-AB C3AZ 6333-AC C3AZ 6333-AD C3AZ 6333-AE C3AZ 6333-AF	C3AZ 6333-AB C3AZ 6333-AC C3AZ 6333-AD C3AZ 6333-AE C3AZ 6333-AF

YEAR	RESTRICTIONS	PART NUMBER	QUANTITY				PART NAME AND DESCRIPTION
			221	260	289	289 spec	
62/	A, B, X(2/B carb.)	C2OZ 6345-A	10	10	10		BOLT - CRANKSHAFT MAIN BEARING CAP - 7/16"-14 x 3.15"
63/	B Special(4/B carb.)					10	
63/	B Special(4/B carb.)	C3OZ 6A360-A				1	COUNTERWEIGHT - CRANKSHAFT
60/	A(S/T & O/D)	20308-S7(B40)	4	4	4		Bolt(bottom cover to flywheel hsg.)-1/4"-20 x 1/2"
60/	A(S/T & O/D)	20308-S7(B40) 34805-S8(X62)	AR	AR	AR		Bolt(cover to cylinder block)-1/4"-20 x 1/2" Lockwasher-1/4"
60/61	A(S/T & O/D)	20310-S8(B48) 34806-S7(X64)	4	4	4		Bolt(bottom cover flywheel hsg.)-5/16"-18 x 1/2" Lockwasher-5/16"
62/64	A, B, X(F/M/2)	C2OZ 6A366-A	1	1			PLATE - FLYWHEEL REINFORCING -3 27/32" O.D. -2 1/8" I.D. -.075" thick-(6) 29/64" holes
63/	A, B, X(2/B, C/M, C4)				1		
64/	B Special(4/B, C4)				1		
62	B	*373222-S	6				Bolt (plate to flywheel to crankshaft)- 7/16"-20 x .84"-hex. head lock-replaced by C3AZ 6379-A (8-66)

◇ Full oil groove and (1) slot

◇ Plain

YEAR	RESTRICTIONS	PART NUMBER	QUANTITY				PART NAME AND DESCRIPTION
			221	260	289	289 spec.	
62/63	B (S/T & 10" clutch)	C2OZ 6375-B	1				FLYWHEEL AND RING GEAR ASSY.
62/63	B(F/M/2 & 10 1/4" converter)	C2OZ 6375-F	1	1			#C2OE-H-13. 288" O.D. -160 teeth-4. 40" counter-weight length
63	A(F/M/2 & 10 1/4" converter)			1			
62/63	A, B (S/T & O/D)	C2OZ 6375-H		1			#G-160 tooth ring gear-(6) 5/16"-18 pressure plate attaching holes-on 11 3/8" bolt circle
63	X (S/T & O/D)			1			
63	B, X(F/M/2)	C3OZ 6375-A		1			Use with 11 1/4" converter
63	A (C/M)			1			
64	B, X (F/M/2 & C/M)	C4OZ 6375-B		1			#C4OE 6375-B-includes 160 tooth ring gear-(14) 1/4" holes on 10 3/4" diam. bolt circle
64	B, X(S/T 3 or 4 speed & O/D)	C4OZ 6375-D		1			#C7OE-E-157 tooth ring gear-(6) 5/16"-18 pressure plate attaching holes on 11 3/8" bolt circle
63	A (2/B carb.)-F/M/2	C3AZ 6375-C			1		Includes ring gear
63/64	A, B(2/B, 3/4/S/T-O/D)	C3AZ 6375-J			1		#C7ZE-B-on eng. side-157 tooth ring gear-(6) 5/16"-18 pressure plate attaching holes on 11 3/8" bolt circle
63/	X(2/B, 3 or 4/S/T)						
63/	B, X(2/B carb.)-A/T	C3AZ 6375-L			1		#C8OP-C, D-157 tooth ring gear-(4) 7/16" converter attaching holes on 10 1/2" bolt circle
63/64	A (C/M, C4)				1		
63/64	B Spec. (4/B carb.)-4 sp. S/T	C3OZ 6375-C			1		Includes ring gear #C3OE 6380-B
64/	B Special (4/B, C4)	C4OZ 6375-C			1		
62/	A, B, X	B8A 6378-A	1	1			WASHER - CRANKSHAFT PULLEY OR DAMPER RETAINING - 1.76" O.D. -.66" I.D. -.212" thick
63/	A, B, X(2/B carb.)				1		
63/	B Special(4/B carb.)	C3OZ 6378-A			1		1 3/4" O.D. -21/32" I.D. -1/8" thick
62/	A, B, X(S/T)	B8A 8379-A	6	6	6		BOLT - FLYWHEEL TO CRANKSHAFT - 7/16"-20 x 15/16"
62/64	B, X (F/M/2)	C3AZ 8379-A	6	6			7/16"-20 x 27/32" hex. head-nylon pellet lock-also secures flywheel reinforcing plate to crankshaft
60/62	A (S/T & O/D)				6		
62/	A, B, X(S/T & O/D)	C2OZ 6384-B	1	1			GEAR - FLYWHEEL RING - 157 TEETH
63/64	A, B(2/B)-S/T & O/D				1		
63/64	B Special(4/B)-S/T				1		
62/	A, B, X(3/4/S/T)	C3OZ 6392-E	1	1			HOUSING ASSY. - FLYWHEEL and CLUTCH - #C3AA 6394-C-5 engine mounting holes-includes
63/64	A(3/4/S/T)				1		(1) C3AZ 7513-A dust shield
63/64	B Spec. (4/B carb.)-3/4/S/T	20534-S8(B90)	5				Bolt (housing to cylinder block)-3/8"-16 x 2 1/4"
62/63	B	34807-S7-8(X66)	5				Lockwasher-3/8"
60/	A, B, X	20546-S8(B114)	AR	AR	AR		Bolt(flywheel housing to cylinder block)- 7/16"-14 x 2 1/2"
		34808-S8(X67)	AR	AR	AR		Lockwasher-7/16"
64/	B, X(2/B carb.)-S/T	C4OZ 6424-A		1	1		SEAL - ENGINE REAR COVER PLATE-5 3/4" O.D. -4 1/4" I.D.
64/	B Special(4/B carb.)-S/T				1		
62/	A, B, X	C2OZ 6500-D	16	16			TAPPET ASSY. - VALVE - hydraulic- 1 63/64" o/all length
63/	A, B, X(2/B)				16		
63/	B Special(4/B carb.)	C3OZ 6500-A			16		Mechanical-. 8742" O.D. -2" long

6505-07 INTAKE and EXHAUST VALVE CHART

YEAR	C.I.D.	MODEL	EXHAUST VALVE					INTAKE VALVE				
			LENGTH	HEAD DIA.	STEM SIZE	STEM DIA.	PART NUMBER	LENGTH	HEAD DIA.	STEM SIZE	STEM DIA.	PART NUMBER
62/63	221,260	A, B, X	4.79"	1.40"	Std. .003"	.3094"	C2OZ 6505-E	4.79"	1.60"	Std. .003"	.3104"	C2OZ 6507-A
					.015"	.3124"	C2OZ 6505-F			.015"	.3134"	C2OZ 6507-B
					.030"	.3244"	C2OZ 6505-G			.030"	.3254"	C2OZ 6507-C
						.3394"	C2OZ 6505-H				.3404"	C2OZ 6507-D
64/	260	B, X	4.87"	1.45"	Std. .003"	.3410"	C3OZ 6505-A	5.02"	1.67"	Std. .003"	.3420"	C3OZ 6507-A
63/64	289	A, B, Taxi, P/C (2/B)- "Before 2/24/64"			.015"		C3AZ 6505-K			.015"	.3449"	C3OZ 6507-B
					.030"		C3AZ 6505-L				.3569"	C3OZ 6507-C
							C3AZ 6505-M					

#Identification Marking

FORD CAR PARTS

6505-07 INTAKE and EXHAUST VALVE CHART - continued

YEAR	C.I.D.	MODEL	EXHAUST VALVE					INTAKE VALVE						
			LENGTH	HEAD DIA.	STEM SIZE	STEM DIA.	PART NUMBER	LENGTH	HEAD DIA.	STEM SIZE	STEM DIA.	PART NUMBER		
64/	289	A, B, X, Taxi, P/C (2/B carb.) - "From 2/24/64"	4.87"	1.45"	Std.	.3410"	C3OZ 6505-A	1.78"	Std.	.3420"	C4OZ 6507-A			
					.003"		C3AZ 6505-K				.003"	C4OZ 6507-B		
					.015"		C3AZ 6505-L				.015"	C4OZ 6507-C		
					.030"		C3AZ 6505-M				.030"	C4OZ 6507-D		
63/64	289	B Special(4/B CARB.) chrome- "Before 4/2/64"	4.87"	1.45"	Std.	.3410"	C3OZ 6505-A	5.02"	1.67"	Std.	.3420"	C3OZ 6507-A		
					.003"	.3440"	C3OZ 6505-B					.003"	.3449"	C3OZ 6507-B
					.015"	.3560"	C3OZ 6505-C					.015"	.3569"	C3OZ 6507-C
					.030"	.3710"	C3OZ 6505-D					.030"	.3719"	C3OZ 6507-D
64/	289	B Special(4/B CARB.) "From 4/2/64" chrome finish on intake valves	4.87"	1.45"	Std.	.3410"	C3OZ 6505-A	4.87"	1.78"	Std.	.3420"	C4OZ 6507-A		
					.003"	.3440"	C3OZ 6505-B					.003"		C4OZ 6507-B
					.015"	.3560"	C3OZ 6505-C					.015"		C4OZ 6507-C
					.030"	.3710"	C3OZ 6505-D					.030"		C4OZ 6507-D

YEAR	RESTRICTIONS	PART NUMBER	QUANTITY				PART NAME AND DESCRIPTION
			221	260	289	289 Spec	
63/64	A B, X(2/B)	B6A 6513-A			16	16	SPRING - VALVE-one piece design-7 coils-2.09" free length
62/63	A, B, X	C2OZ 6513-A	16	16			2.15" long-7 coils-#Light Brown
63/	B Special (4/B)	C3OZ 6513-A				16	Two piece design-#Red paint-consists of the following 1-Valve spring, 1-Damper spring
62/63	A, B, X	C2OZ 6514-A	16	16			RETAINER - VALVE SPRING -1.29" flange O. D. - .37" overall height
63/	A, B, X(2/B carb.)	C3AZ 6514-B			16	16	
63/	B Special(4/B carb.)	C3OZ 6514-A				16	
62/	A, B, X(2/B)	B3Q 6515-A	AR	AR	AR		SPACER - VALVE SPRING-1.36" O. D. -1" I. D. - .030" thick
62/63	A, B, X	C0DE 6518-A	32	32			RETAINER - VALVE SPRING -.380" height #Green
64/	B, X	7HA 6518-A				32	
63/	A, B, X(2/B carb.)					32	
63/	B Special(4/B carb.)					32	
62/	A, B, X	C2OZ 6524-A	1	1			BAFFLE - VALVE PUSH ROD VALLEY
63/	B Special(4/B carb.)					1	
63/	A, B, X(2/B carb.)					1	
62/	A, B, X	C5AZ 6A527-A	16	16			STUD - VALVE ROCKER ARM SUPPORT - std. - 3/8"-24-.3713" O.D. at non-threaded end-2.57"
63/	A, B, X(2/B carb.)	C5AZ 6A527-B	AR	AR	AR	16	.006" O/S-(2) grooves at base
		C5AZ 6A527-C	AR	AR	AR		.015" O/S
63/	B Special(4/B carb.)	C3OZ 6A527-B				16	2 1/2" long-3/8"-24 one end-7/16"-14 at base end
62/	A, B, X(2/B)	C2OZ 6A528-B	16	16	16		SEAT - VALVE ROCKER ARM FULCRUM -
63/	B Special(4/B)					16	#Circular groove on adj. nut surface
62/	A, B, X(2/B)	C2DZ 6A529-A	16	16	16		NUT - VALVE ROCKER ARM STUD - 3/8"-24
63/	B Special(4/B)					16	hex. locking
62/	A, B, X	C2OZ 6564-A	16	16			ARM - VALVE ROCKER - #A
63/	A, B, X(2/B carb.)					16	
63/	B Special(4/B carb.)					16	
62/	A, B, X	C2OZ 6565-B	16	16			ROD - VALVE PUSH-6.825" long
63/	A, B, X(2/B carb.)					16	
63/	B Special(4/B carb.)					16	

#Identification Marking

FORD CAR PARTS

SECTION 60.3
8 CYL. - 221, 260, 289

215

YEAR	RESTRICTIONS	PART NUMBER	QUANTITY				PART NAME AND DESCRIPTION
			221	260	289	289 spec.	
62/	A, B, X	B9A 6570-A	1	1	1		GROMMET - POWER STEERING OIL RESERVOIR COVER STUD - rubber-.32" I.D.-1" O.D.-1/2" thick
62/63	A, B, X	C2OZ 6571-A	16	16			SEAL - VALVE GUIDE and VALVE STEM-cup type-.76" & .86" O.D.-.342" I.D.-.77" o/all height-intake and exhaust
63	A	C3AZ 6571-B			16		Intake & exhaust
64/	A, B, X(2/B carb.)			16	16		
63/	B Special(4/B carb.)	C3OZ 6571-B				16	Rubber-intake & exhaust

6582 VALVE ROCKER ARM COVER CHART

YEAR	MODEL	C.I.D.	PAINTED		CHROME	
			R.H.	L.H.	R.H.	L.H.
62/64	A, B, X-NOTE 1	221, 260	C6AZ 6582-G	Δ C6AZ 6582-G	C6ZZ 6582-E	C6ZZ 6582-E
63/64	A, B, X(2/B)-NOTE 1	289	#Blue	#Blue		
63/	B Special(4/B)-NOTE 1	289				
64	A, B, X(2/B)-NOTE 1	260, 289	C6AZ 6582-G #Blue	∇ C6AZ 6582-B #Primed	C6ZZ 6582-E	∇ C6ZZ 6582-B
64	B Special(4/B)-NOTE 2	289				
64/	A, B, X(2/B, 4/B R. F. or P. F.)	260, 289	C6AZ 6582-G #Blue	∇ C6AZ 6582-B #Primed	∇ C6ZZ 6582-A	∇ C6ZZ 6582-B
64/	B Special(4/B)	289				

YEAR	RESTRICTIONS	PART NUMBER	QUANTITY				PART NAME AND DESCRIPTION
			221	260	289	289 spec.	
60/	B, X	20324-S8(B41)	7	7	7	7	Bolt (cover to cyl. head)-1/4"-20 x 5/8"
		34805-S8(X62)	7	7	7	7	Lockwasher-1/4"
		6584					GASKET - VALVE ROCKER ARM COVER
62/	A, B, X(2/B)	C2OZ 6584-B	2	2	2		Rubber-optional w/C6OZ 6584-B
63/	B Special(4/B)					2	
62/	A, B, X(2/B)	C6OZ 6584-B	2	2	2		Cork & rubber-optional w/C2OZ 6584-B
63/	B Special(4/B)					2	
62/	A, B, X	C2OZ 6600-A	1	1			PUMP ASSY. - ENGINE OIL-rotor type-hex. drive-
63/	A, B, X(2/B carb.)				1		includes (1) each C2OZ 6626-C & C2OZ 6659-C
63/	B Special(4/B carb.)				1		gaskets
62	B	20428-S8(B82)	2				Bolt (pump to block)-3/8"-16 x 1 1/4"
		34807-S8(X66)			2		Lockwasher-3/8"
63	B Special(3-2/B carb.)	C4OZ 6A603-A				1	EMISSION REDUCTION KIT - Consists of Necessary Parts to Convert to Emission Reduction Ventilation
62/	A, B, X	B8A 6608-A	1	1			ROTOR and SHAFT ASSY. - OIL PUMP DRIVE - rotor type pump
63/	A, B, X(2/B carb.)				1		
63/	B Special(4/B carb.)				1		
62/	A, B, X(2/B carb.)	B8A 6616-C	1	1			PLATE - OIL PUMP BODY
63/	A, B, X(2/B carb.)				1		
63/	B Special(4/B carb.)				1		
60/	A, B	20324-S(B41)	4	4	4		Bolt (cover plate to body)-1/4"-20 x 5/8"
		34805-S8(X62)	4	4	4		Lockwasher-1/4"
62/	A, B, X	C2OZ 6A616-A	1	1			PLUG - OIL PUMP BODY RELIEF VALVE-cup type-.642" & .650" O.D.-.361" height
63/	A, B, X(2/B carb.)				1		
63/	B Special(4/B carb.)				1		
62/	A, B, X	C2OZ 6A618-A	1	1			SHAFT - OIL PUMP INTERMEDIATE-7.44" long- includes retaining ring
63/	A, B, X(2/B carb.)				1		
63/	B Special(4/B carb.)				1		
62/	A, B, X	C3OZ 6622-A	1	1			SCREEN, TUBE AND COVER ASSY. - OIL PUMP
63/	A, B, X(2/B carb.)				1		
63/	B Special(4/B carb.)				1		
62	B	20346-S8(B50)	2				Bolt (screen to oil pump)-5/16"-18 x 3/4"

Identification marking ∇ Has em/re hole ∇ Has oil fill hole ∇ "Solid" - does not have oil fill hole
NOTE 1 - Used with non-em/re or intake manifold type em/re NOTE 2 - Used with non-em/re or rocker arm cover type em/re

FORD CAR PARTS

YEAR	RESTRICTIONS	PART NUMBER	QUANTITY				PART NAME AND DESCRIPTION
			221	260	289	289 spec	
63/	A, B, X(2/B carb.)	C2OZ 6626-B			1		GASKET - OIL PUMP SCREEN COVER AND INLET TUBE-.020" thick
63/	B Special(4/B carb.)					1	
62/	A, B, X	C2OZ 6626-C	1	1			
62/	A, B, X	B8A 6629-A	1	1			RING - OIL PUMP INTERMEDIATE SHAFT RETAINER-.52" O. D. -6 prongs
63/	A, B, X(2/B carb.)				1		
63/	B Special(4/B carb.)					1	
62/	A, B, X	C2OZ 6A630-A	1	1			DUCT - CRANKCASE VENTILATION
63/	B Special(4/B carb.)					1	
62/	A, B, X	C2OZ 6A631-A	1	1			ELEMENT - CRANKCASE VENTILATION OIL SEPARATOR - 1.62" O. D. -.60" I. D. -1.90" long
63	A, B, X				1		
63/64	B Special (4/B carb.)					1	
62/63	A, B, X	C2OZ 6A633-A	1	1			RETAINER - CRANKCASE VENTILATION OIL SEPARATOR ELEMENT-1.79" flange O. D. -1.90" long
63	B Special(4/B carb.)					1	
62/64	A, B, X	C2OZ 6659-C	1	1			GASKET - OIL PUMP TO BLOCK-.010" thick
63/	A, B, X(2/B)				1		
63/	B Special(4/B carb.)					1	
		6A664					HOSE - CRANKCASE VENTILATION TUBE - EMISSION REDUCTION CONTROL - Also Refer to Basic No. 6853
							INTAKE MANIFOLD TYPE
		C3AZ 6A664-A	AR	AR	AR	AR	1/2" I. D. -25 ft. long-cut as required
62/63	A, B, X (2/B carb.)	*C3DE 6A664-A	2	2	2		3 5/64" long-attach 6A666 to 9A589
63	B Special (4/B carb.)	*C3OE 6A664-A				1	2" long-attach 6A666 to 9A589
							ROCKER ARM COVER TYPE
		C3AZ 6A664-A	AR	AR	AR	AR	1/2" I. D. -25 ft. long-cut as required
64/	B, X(2/B carb.)	*C4AE 6A664-A			1		5 3/4" long-attach 6A666 to 9A589
64/	B Special(4/B carb.)					1	
64/	A, B, X	378754-S(II-22M)			1	1	Elbow-90°-attach 6A664 to 6A666
							THERMACTOR TYPE
62/	A, B, X(2/B carb.)	C3DZ 6A665-B	1	1	1		ADAPTER ASSY. - CRANKCASE VENTILATION - EMISSION REDUCTION CONTROL -use with 3.08" hose
62/63	B Special (4/B carb.)					1	
62/	A, B, B Special, X	20310-S8(B48)	3	3	3	3	Bolt (adapter to manifold)-5/16"-18 x 1/2"
		34806-S7(X64)	3	3	3	3	Lockwasher-5/16"
62/63	A, B Special, X(intake manifold em/re)	C1AZ 6A666-A	1	1	1	1	VALVE ASSY. - CRANKCASE VENTILATION REGULATOR - EMISSION REDUCTION CONTROL-#C4TE 6A666-F-2-3/4" long-3/4"-16 one end
64	A, B, X(2/B & 4/B carb.)	C7OZ 6A666-A			1	1	
64	B Special(4/B carb.)					1	
62/	A, B, X	C2OZ 6670-A	1	1			SPRING - OIL PUMP BODY RELIEF VALVE - 2.13" free length-15 active coils
63/	A, B, X(2/B carb.)				1		
63/	B Special(4/B carb.)					1	
62/	A, B	C2OZ 6674-A	1	1			PLUNGER - OIL PUMP BODY RELIEF VALVE - (rotor type pump)-3 grooves on .5603" O. D.-1.57" long
63/	A, B, X(2/B carb.)				1		
63/	B Special(4/B carb.)					1	
62/	A, B, X	C5AZ 6675-B	1	1			PAN ASSY. - ENGINE OIL
63/	A, B, X(2/B carb.)				1		
63/	B Special(4/B carb.)					1	
62/	A, B, X	356748-S(BB124)	AR	AR	AR		Bolt(1/4"-20 x 5/8" oil pan to front cover 2 req'd)
							oil pan to cyl. block (16 req'd)
62/	A, B, X	357235-S(BB136)	AR	AR	AR		Bolt(5/16"-18 x 7/8")-oil pan to front cover oil pan to cyl. block
62/	A, B, X	C3AZ 6700-A	1	1			OIL SEAL - CYLINDER FRONT COVER
63/	A, B, X(2/B carb.)				1		
63/	B Special(4/B carb.)					1	
62/	A, B, X	C2OZ 6701-A	2	2			PACKING - CRANKSHAFT - REAR-6 1/2" long
63/	A, B, X(2/B carb.)				2		27/64" wide-7/32"thick-cut to length-rope type
63/	B Special(4/B carb.)					2	
62/	A, B, X(2/B, 4/B)	◇C9ZZ 6701-A	2	2	2	2	Split lip type
		6710-11					Supplied only in 6781 gasket set

Identification Marking

◇ When using C9ZZ 6701-A, remove pin from M. B. cap.

FORD CAR PARTS

SECTION 60.3
8 CYL. 221, 260, 289

217

YEAR	RESTRICTIONS	PART NUMBER	QUANTITY				PART NAME AND DESCRIPTION
			221	260	289	289 spec.	
		6723					Supplied only in 6781 gasket set
62/ 63/	A, B, X(2/B carb.) B Special(4/B carb.)	C3AZ 6730-A	1	1	1	1	PLUG - ENGINE OIL PAN DRAIN-1/2"-20- includes (1) C2OZ 6734-A gasket
60/ 63/ 63/	A, B, X B Special(4/B carb.) A, B, X(2/B carb.)	C1AZ 6731-A	1	1		1	ELEMENT ASSY. - ENGINE OIL FILTER - WITH GASKETS-"Spin-on" one piece filter-has 3/4"-16 female threads
62/64 64/	B (Taxicab) B(2/B carb.)-S/T	C1TZ 6731-D	1	1		1	Used with cartridge type oil filter -consists of (1)COTE 6744-A or C5RA 6744-C Element Δ(2) (1)EAA 6838-A Gasket
63/	B Special(4/B carb.)-S/T					1	EAA 6746-A Gasket, (1)EAA 6749-A Gasket,
62/ 63/ 63/	A, B, X A, B, X(2/B carb.) B Special(4/B carb.)	C2OZ 6734-A	1	1		1	GASKET - ENGINE OIL PAN DRAIN PLUG - #Nylon-13/16" O. D. -1/2" I. D. -5/64" thick
62/64 63/ 63/	B (Taxi) B (2/B carb.)-S/T B Special (4/B carb.)-S/T	B8C 6737-A	1	1		1	COVER - OIL FILTER - used with cartridge type oil filter
62/ 64/ 63/	B(Taxi) B (2/B carb.)-S/T B Special (4/B carb.)-S/T	B2A 6741-A	1	1		1	BOLT AND VALVE ASSY. - ENGINE OIL FILTER Center-used with cartridge type oil filter
62/64 64/ 63/	B (Taxi) B (2/B carb.)-S/T B Special (4/B carb.)-S/T	★EAA 6746-A	1	1		1	GASKET - ENGINE OIL FILTER ELEMENT - 1.24" O. D. - .72" I. D. - .12" thick-supplied in 6731 kit-used with cartridge type oil filter
62/64	B (Taxi)	EAA 6749-A	3	3			GASKET - OIL FILTER CENTER BOLT TO ADAPTER -1.18" O. D. -.77" I. D. -.06" thick- used with cartridge type oil filter
62/ 64/ 63/	B (Taxi) B (2/B carb.)-S/T B Special (4/B carb.)-S/T	EAA 6749-A	1	1		1	GASKET - OIL FILTER CENTER BOLT TO COVER -1.18" O. D. -.77" I. D. -.06" thick-used with cartridge type oil filter
62/ 63/64 63/64	A, B(40 or 60 amp. alt.) B (B Special-4/B carb.)-40 or 60 amp. alt. A(40 or 60 amp. alt.-exc.A/C)	C2OZ 6750-B	1	1		1	INDICATOR ASSY. - OIL LEVEL - 20.59" shield to full
62/ 63/64	A, B, X(exc. 40 & 60 amp. alt.) A, B (B Special-4/B carb.)	C3OZ 6750-B	1	1	1	1	22.48" shield to full 23.32" shield to add 24.44" shield to end
62/64	B (Taxi)	B4A 6751-B	1	1			DIAPHRAGM - OIL FILTER - 4.68" O. D. -used with cartridge type oil filter
62/ 63/64	A, B, X B Special(4/B carb.)	C2OZ 6754-A	1	1		1	TUBE - OIL LEVEL INDICATOR-without 40 or 60 amp. alternator-includes bracket-approx. 15.83" developed length
62/64 63/64 63/64	A, B (40 & 60 amp. alt.) B, B Spec. -4/B carb.(40 & 60- amp. alt.) A(40 & 60 amp. alt. -exc. A/C)	C2OZ 6754-B	1	1		1	Includes bracket-approx. 14.19" developed length
62/64 63/ 63/	A, B, X A, B (2/B carb.) B Special (4/B carb.)	C2OZ 6758-A	1	1		1	TUBE - CRANKCASE VENTILATION - NON - EMISSION REDUCTION -attaches at rear on intake manifold-includes bracket
62/63 62/63	A (2/B carb.) B Spec (4/B carb.)	C2OZ 6758-B	1	1	1	1	To convert to non em/re -attaches to rear of intake manifold
64	X	C4DZ 6758-C		1			To convert to non em/re
64	X(3/4/S/T)	C4DZ 6758-A		1			Attaches to rear of int. manifold
64	X(F/M/2, C4)	C4DZ 6758-B		1			Attaches to rear of int. manifold
64/ 64/	A, B(2/B carb.) B Spec. (4/B carb.)	C4AZ 6758-B		1	1	1	To convert to non em/ re-attaches ro rocker arm cover
62/63	A, B, B Special, X	20408-S7(B81) 34807-S7-8(X66)	1	1	1	1	Bolt (tube to brkt. to cyl. block)-3/8"-16 x 1 1/8" Lockwasher-3/8"
62/ 64/	A, B, X(2/B carb.)- non em/re B Special(4/B carb.)- non em/re	C2OZ 6763-A	1	1	1	1	PIPE - ENGINE OIL FILLER - includes bracket
62/	A, B, X	20308-S7(B40) 34805-S8(X82) 44719-S8(X17)	1	1	1	1	Bolt (to generator bracket)-1/4"-20 x 1/2" Lockwasher-1/4" Washer-flat-1/4"

Identification Marking

Δ Not required with C5RA 6744-C element

YEAR	RESTRICTIONS	PART NUMBER	QUANTITY				PART NAME AND DESCRIPTION
			221	260	289	289 spec	
		6766					CAP ASSY. - OIL FILLER AND BREATHER-NON EMISSION REDUCTION CONTROL
62/ 63	A, B, X(2/B) B Special(4/B)	B6AZ 6766-A	1	1	1		#Black
		C2SZ 6766-A	1	1	1	1	#Chrome-optional with COAE 6766-E
64	X Sprint	C4DZ 6766-C		1			#Chrome
64	B Special	C3UZ 6766-A				1	#Black
		6766					CAP - OIL FILLER & BREATHER - EMISSION REDUCTION CONTROL
							INTAKE MANIFOLD TYPE
62/ 63	A, B, X B Special(4/B)	B6AZ 6766-A	1	1	1		#Black
		C2SZ 6766-A	1	1	1	1	#Chrome
							ROCKER ARM COVER TYPE OPEN
64/	A, B, X	B6AZ 6766-A		1			#Black
		C2SZ 6766-A		1			#Chrome
64/	A, B, X(2/B)	B6AZ 6766-A			1		#Black
		C4DZ 6766-C			1	1	#Chrome
							ROCKER ARM COVER - CLOSED AND/OR T/E
62/ 64	A, B, X B Special (4/B)	C4TZ 6766-A		1	1		#Black-upturned spout
		C4DZ 6766-B	1	1	1		#Chrome
62/ 63/	A, B, X(2/B) B Special(4/B)	C2OZ 6781-B	1	1	1		GASKET SET - ENGINE OIL PAN
						1	
	Consists of the following						
	1-C6OE 6710-A Gasket (oil pan R. H.)			2-C2OE 6723-A Seal (oil pan front & rear)			
	1-C6OE 6711-A Gasket (oil pan L. H.)			1-C2OZ 6734-A Gasket (oil pan drain plug)			
62/64 64/ 63/	B (Taxi) B (2/B carb.)-3 speed S/T B Spec. (4/B carb.)-3 sp.S/T	EAA 6838-A	1	1		1	GASKET - OIL FILTER MOUNTING -4.955" O. D. - 4.40" I. D. -.06" thick-used with cartridge type oil filter
62/63	B, Taxi	C2OZ 6840-A	1	1	1		GASKET - OIL FILTER ADAPTER -3.02" O. D. -.78" I. D. -.06" thick-used with cartridge type oil filter
		★ 6853	★	★	★	★	Hose-crankcase ventilation- Cut from B4C 4090-A 3/8" I. D. Cut from C3AZ 6A664-A 1/2" I. D. Cut from C3AZ 6A664-B 5/8" I. D. Also Refer to Basic 6A664
62/64 63/64	A, B, X(2/B carb.) B Special(4/B carb.)	C2OZ 6870-A	1	1	1	1	GASKET - CRANKCASE VENTILATION TUBE - (3) 11/32" holes-.030" thick
62/ 63/	B, Taxi (2/B carb.) B Special 4/B carb.)	C2OZ 6881-B	1	1	1	1	ADAPTER AND INSERT ASSY. - OIL FILTER - includes (1) EAA 6890-C insert-used with cartridge type filter
62/64 64/ 63/	B, Taxi B (2/B carb.)-S/T B Special (4/B carb.)-S/T	B2A 6889-A	1	1		1	SPRING - OIL FILTER ELEMENT RETAINING - approx. -.94" free length-4 active coils-used with cartridge type oil filter
62/	B, Taxi	EAA 6890-C	1	1	1		INSERT - OIL FILTER MOUNTING BOLT -1 1/4" hex. -1-1/16"-12 male thread-3/4"-16 female thread-5/8" overall length-steel-undercut bottom flange-used with cartridge type oil filter-attach 6741 bolt & valve assy. to 6881 filter adaptor
62/ 63/	A, B, X B Special(4/B)	C2OZ 6890-C	1	1		1	3/4"-16 & 1-1/16"-12 male threads-1-1/4" long-shoulder type-attach filter to cylinder block-use with "Spin-On" type filter
62/ 63/	B, Taxi (2/B carb.) B Special (4/B carb.)	EAM 6890-B	1	1	1	1	Plain-3/4"-16 internal & 1 1/16"-12 external threads-.52" overall length-use with cartridge type oil filter-attach 6881 filter adaptor to cyl. block
64/ 64/	A, B(Special 4/B), X(R/A cover type em/re) A, B, X(2/B) non-em/re	C8SZ 6A892-A		1	1	1	GROMMET (holds 6A666 in 6582)-1 7/16" O. D. - 23/32" I. D. Holds 6758 in 6582
62/64	B, Taxi	C2OZ 6894-A	1	1			BOLT ASSY. - OIL FILTER ADAPTER MOUNTING -used with cartridge type oil filter
62/ 64/ 63/	B, Taxi B (2/B carb.)-S/T B Special (4/B carb.)-S/T	B2A 6898-A	1	1		1	RETAINER - OIL FILTER ELEMENT - 1 1/4" O. D. -49/64" I. D. -used with cartridge type oil filter

Identification marking

FORD CAR PARTS

SECTION 60.4
8 CYL. - 292

219

YEAR	RESTRICTIONS	PART NUMBER	QUANTITY				PART NAME AND DESCRIPTION
			292				
61/62	A	C0AZ 6008-E	1				COMPLETE GASKET SET-ENGINE OVERHAUL
Consists of the following							
	1-B4A 6020-A	Gasket (front cover)			2-C2OZ 6701-A		Packing (crankshaft rear)
	2-C3TZ 6051-G	Gasket (cylinder head)			1-C0AZ 6710-B		Gasket (oil pan)
	2-C1AE 6336-B	Seal (rear retainer)			1-C2OZ 6734-A		Gasket (oil pan drain plug)
	1-C2AZ 6436-A	Seal (flywheel housing)			1-EAA 6838-A		Gasket (oil filter)
	1-C0AE 6521-A	Gasket (push rod cover)			1-C1AE 6870-A		Gasket (vent tube)
	6-B9A 6570-A	Grommet (2) push rod cover (4) rocker arm cover			1-B5A 8255-A		Gasket (water outlet)
	16-C1TE 6571-C	Seal (valve stem)			1-B5A 8507-A		Gasket (water pump)
	2-C0AE 6584-B	Gasket (rocker arm cover)			1-EAN 8563-B		Gasket (water by-pass)
	1-B6Q 6619-A	Gasket (oil pump cover)			1-C3AZ 9417-C		Gasket (fuel pump)
	1-B4A 6626-B	Gasket (oil pump tube)			1-B7A 9439-B		Gasket (manifold-R. H.)-M/D
	1-B6Q 6659-A	Gasket (oil pump mounting)			1-C3TZ 9439-A		Gasket (manifold-R. H.)-H/D
	1-8EL 6669	Gasket (relief valve plug)			1-B7A 9441-B		Gasket (manifold-L. H.)-M/D
	1-B4A 6698-A	Seal (oil pump tube)			1-C3TZ 9441-A		Gasket (manifold-L. H.)-H/D
	1-C3AZ 6700-A	Seal (crankshaft-front)			3-B5A 9450-A		Gasket (manifold outlet)
60/62	A	C2OZ 6A008-A	4				DOWEL - CYLINDER HEAD TO CYLINDER BLOCK -. 676" O. D. -. 55" I. D. -. 44" height-split
60/62	A	B5AZ 6009-A	1				CYLINDER ASSY. -INCLUDES CYLINDER BLOCK WITH ALL INTERNAL PARTS OF THE ENGINE BUT DOES NOT INCLUDE CYLINDER HEADS, OIL PAN OR CYL. FRT. COVER-mechanical tappets
60/62	A	B5AZ 6010-A	1				BLOCK ASSY. - CYLINDER -mechanical tappets-3 3/4" bore-side crankcase vent tube hole
60/62	A	C3TZ 6010-F	1				Mechanical tappets-3 3/4"-bore rear crankcase vent tube hole
60/62	A	73249-S(N88)	2				Dowel (cyl. block to clutch housing)-3/8" x 9/16"
60/62	A	87837-S(P15)	3 or 4				Plug (cylinder block main oil lines)-1/4"-18 x 27/64" pipe-steel
60/62	A	87710-S(P16)	2				Plug (cylinder block main oil lines)-3/8" pipe
60/62	A	87710-S(P16)	1				Plug (cylinder block main oil line)-front-lower L. H. -3/8" pipe
60/62	A	376301-S(PP67A)	1				Plug (cylinder block oil level indicator tube hole)-1/2" diameter cup type
60/62	A	357167-S(PP82B)	4 or 6				Plug (cylinder block side)-cup type-1 3/4" O.D.
60/62	A	354942-S(PP81)	AR				Plug(cyl. blk. side)-cup type-QS-1.790"&1.775" O.D.
60/62	A	352464-S(BB139)	1				Bolt (cover to block)-5/16"-18 x 1 1/8"
60/62	A	*45526-S8	1				Bolt (cover to block)-5/16-18 x 2 3/4"-hex, head
60/62	A	20408-S7(B81)	3				Bolt (cover to block)-3/8"-16 x 1 1/8" hex, head
60/62	A	45532-S8(B65)	1				Bolt (cover to block)-5/16"-18 x 3"-hex, head
60/62	A	C2AZ 6019-B	1				CYLINDER FRONT COVER - KIT
Consists of the following							
	1-B4A 6020-A	Gasket (cylinder front cover)			1-C3AZ 6700-A		Oil seal (cylinder front cover crankshaft)
	1-C2AE 6059-B	Cover (cylinder front)			1-C1SZ 9417-A		Gasket (fuel pump mounting)
60/62	A	B4A 6020-A	1				GASKET - CYLINDER TIMING CHAIN/TIMING GEAR FRONT COVER -(7) 11/32" & (3) 13/32" diam, holes-.021" thick
60/62	A	C2AZ 6023-A	1				POINTER - TIMING
60/62	A	352464-S(BB139)	2				Bolt(pointer&wpump to cyl.frt.cvr)-5/16"-18 x 1 1/8"
60/62	A	C5AZ 6026-G	1				PLUG - CYLINDER BLOCK-2 5/64" O.D. -(1) used at rear of cylinder block
		C5AZ 6026-H	AR				.060" O/S
60/62	A	6038					INSULATOR ASSY. - ENGINE FRONT SUPPORT
		C1MM 6038-C	1				R. H.
		C1MM 6038-C	1				L. H.
60/62	A	20390-S8(B102)	4				Bolt(engine front support insulator to cyl. block)-7/16"-14 x 1"-hex, head
		34671-S8(M67)	4				Nut-7/16"-14
		357625-S7-8 (X X304)	4				Lockwasher-7/16"
60/62	A	C2AZ 6049-C	2				HEAD - CYLINDER-consists of (1) C1AZ 6049-A, (1) C3TZ 6051-D gasket, (1) B7A 10911-A temp. sender adaptor & (1) 353055-S plug
60/62	A	357167-S(PP82B)	4				Plug (cylinder head end)-1 3/4" diam, -cup type

FORD CAR PARTS

YEAR	RESTRICTIONS	PART NUMBER	QUANTITY				PART NAME AND DESCRIPTION
			292				
60/62	A	C3TZ 6051-D	2				GASKET - CYLINDER HEAD - steel-.021" thick- #C3TE 6051-E-optional with C3TZ 6051-G
60/62	A	C3TZ 6051-G	2				Asbestos & steel-optional w/C3TZ 6051-D
60/62	A	EAN 6052-A	1				PLUG - CYLINDER HEAD -R.H. -rear-left side- cup type-.917" O.D. -.32" overall length
60/62	A	C0AA 6054-A	1				RETAINER - ENGINE REAR SUPPORT
60	A	★24412-S8	2				Bolt (retainer to trans. ext.)-1/2"-13 x 1 1/8"
		44735-S8(X32)	2				Washer-flat-1/2"
60/62	A	★20372-S8	2				Bolt (ret. to trans. ext.)-1/2"-13 x 7/8" hex. head
		20411-S7(B184)	2				Bolt (rear suppt. to frame)-7/16"-20 x 1 1/8" hex. hd.
		34671-S8(M67)	2				Nut-7/16"-20
		356590-S(XX171)	2				Washer-flat-.47" I.D. -.78" O.D. -.10" thick-steel
		357625-S7-8 (x x304)	2				Lockwasher-7/16"
60/62	A	B2AZ 6065-A	6				BOLT - CYLINDER HEAD -7/16"-14 x 4.06"
60/62	A	B6A 6065-A	10				7/16"-14 x 2.13"
60/62	A	B6AZ 6065-A	4				7/16"-14 x 4.32"
60/62	A	C1AA 6068-A	1				SUPPORT ASSY. - ENGINE REAR
60	A	20432-S7-8(B121)	2				Bolt (retainer to trans. ext.)-1/2"-13 x 1 1/8"
		44735-S8(X32)	2				Washer-flat-1/2"
60/62	A	20392-S8(B120A)	2				Bolt (ret. to trans. ext.)-1/2"-13 x 7/8" hex. head
		20411-S7(B184)	2				Bolt (rear suppt. to frame)-7/16"-20 x 1 1/8" hex. hd.
		34671-S8(M67)	2				Nut-7/16"-20
		356590-S(XX171)	2				Washer-flat-.47" I.D. -.78" O.D. -.10" thick-steel
		357625-S7-8 (x x304)	2				Lockwasher-7/16"
60/62	A	B8A 6070-A	1				PLATE - ENGINE REAR SUPPORT
60/62	A	★C0AA 6070-A	1				Approx. 2.46" x 1.84" x .25" overall height-.041" steel stock-Dealer improvise
60/62	A	C0AZ 6079-E	1				GASKET SET - VALVE GRIND
Consists of the following							
		2-C3TZ 6051-G	Gasket (cylinder head)	1-B5A	8255-A	Gasket (water outlet)	
		1-C0AE 6521-A	Gasket (push rod cover)	1-EAN	8563-B	Gasket (water by-pass)	
		6-B9A 6570-A	Grommet (2) push rod cover	1-B7A	9439-B	Gasket (manifold-R.H.)-M/D	
			(4) rocker arm cover	1-C3TZ	9439-A	Gasket (manifold-R.H.)-H/D	
		16-C1TE 6571-C	Seal (valve stem)	1-B7A	9441-B	Gasket (manifold-L.H.)-M/D	
		2-C0AE 6584-B	Gasket (rocker arm cover)	1-C3TZ	9441-A	Gasket (manifold-L.H.)-H/D	
		1-C1AE 6870-A	Gasket (vent tube)	2-B5A	9450-A	Gasket (manifold outlet)	
		6108				PISTON ASSEMBLY - SOLID TYPE-Includes piston pin and retainer-3 ring	
60/62	A	B5A 6108-B	8			Standard	
		B5AZ 6108-C	8			.003" O/S	
		B5A 6108-D	8			.020" O/S	
		B5A 6108-F	8			.030" O/S	
		B5A 6108-H	8			.040" O/S	
		B5A 6108-K	8			.060" O/S	
60/62	A	B2AZ 6135-A	8			PIN - PISTON -standard-#Green-.9122" O.D. - .600" I.D. -3.023" long	
		B2AZ 6135-B	8			.001" O/S-#Blue	
		B2AZ 6135-C	8			.002" O/S-#Yellow	
60/62	A	C3AZ 6140-C	16			RETAINER - PISTON PIN	
		6148				PARTIAL RING SET - PISTON - Consists of the necessary rings to re-ring (2) Pistons-3 ring-Hi- Lo type	
60/62	A	B5AZ 6148-A	4			Standard	
		B5AZ 6148-B	4			.020" O/S	
		B5AZ 6148-C	4			.030" O/S	
		B5AZ 6148-D	4			.040" O/S	
		B5AZ 6148-E	4			.060" O/S	
60/62	A	B5A 6200-A	8			ROD ASSY. - CONNECTING -oil squirt hole on side with bearing notch	
60/62	A	EAA 6207-A	8			BUSHING - CONNECTING ROD - split type-.9805" O.D. -.040" wall thickness-1.24" long	
61/62	A	C1AE 6207-A	8			Split type-.9805" O.D. -.040" wall thickness- 1.19" long	

Identification Marking

FORD CAR PARTS

SECTION 60.4
8 CYL. - 292

221

YEAR	RESTRICTIONS	PART NUMBER	QUANTITY				PART NAME AND DESCRIPTION
			292				
		6211					BEARING - CONNECTING ROD
60/62	A	•B5T 6211-A	16				Standard-#Red-has (2) oil holes
		•B5T 6211-B	16				Standard-#Blue-has (2) oil holes
		B4A 6211-AG	16				.002" U/S
		B5T 6211-C	16				.010" U/S-has (2) oil holes
		B5T 6211-D	16				.020" U/S-has (2) oil holes
		B5T 6211-E	16				.030" U/S-has (2) oil holes
		B4AE 6211-A	16				.040" U/S-has (2) oil holes
61/62	A	C1TE 6212-A	16				NUT - CONNECTING ROD -3/8"-24-.557" hex. chamfered
60/62	A	45218-S8(M172)	16				Pal nut (connecting rod nut)-3/8"-24
60/62	A	C1AZ 6214-A	16				BOLT - CONNECTING ROD -3/8"-24 x 2 7/32"
60/62	A (without S/C)	C4TZ 6250-A	1				CAMSHAFT ASSY. - LESS GEAR -#CAB-crossed drilled-induction hardened-14 tooth dist. gear- includes (16) B8C 6500-A tappets
60/62	A	C3TZ 6A251-B	1				CAMSHAFT BEARING KIT - STANDARD
Consists of the following Bearings							
1-B4C 6261-A Front 4-C3TZ 6262-B Front Intermediate, Center, Rear Intermediate & Rear 1-C5AZ 6026-G Plug							
60/62	A	EAA 6256-A	1				SPROCKET - CAMSHAFT -cast iron-42 teeth
60/62	A	74147-S(L8)	1				Key-woodruff (sprocket to camshaft)-5/32" x 3/4"
62	A	74175-S(L7)	1				Key-woodruff (sprocket to camshaft)-5/32" x 5/8"
60/62	A	20410-S8(B103)	1				Bolt (sprocket to camshaft)-7/16"-14 x 1-1/8" hex. hd.
60/62	A (without S/C)	371643-S(BB296)	1				Bolt (sprocket to camshaft)-7/16"-14 x 1 1/8"-use with B8A 6250-C
		34808-S8(X67)	1				Lockwasher-7/16"

6261-62 CAMSHAFT BEARING CHART

YEAR	MODEL	C.I.D.	SIZE	FRONT	FRONT INTERMEDIATE	CENTER	REAR INTERMEDIATE	REAR
60/62	A	292	Standard .015"U/S	B4C 6261-A B4C 6261-B	C3TZ 6262-B C3TZ 6262-C	C3TZ 6262-B C3TZ 6262-C	C3TZ 6262-B C3TZ 6262-C	C3TZ 6262-B C3TZ 6262-C

YEAR	RESTRICTIONS	PART NUMBER	QUANTITY				PART NAME AND DESCRIPTION
			292				
60/62	A	C2AZ 6265-A	1				SPACER - CAMSHAFT SPROCKET
		6266					PLUG
61	A	C0AE 6266-A	1				Camshaft rear brg. -for cyl. blocks #O on date code boss & Green paint on front R.H. corner below head -1.923" & 1.940" O.D. -.34"/.37" overall height
60/62	A	EAA 6268-B	1				CHAIN - TIMING -56 links
60/62	A	EAA 6269-B	1				PLATE - CAMSHAFT THRUST -(2) 11/32" bolt/stud holes, (1) 1.44" diam. center hole-.189" thick
60/62	A	20346-S8(B50) 34806-S7(X64)	2 2				Bolt (camshaft thrust plate to block)-5/16-18 x 3/4" Lockwasher-5/16"
60/62	A	C3AZ 6278-A	1				WASHER - CAMSHAFT SPROCKET -1.26" O.D. -.46" I.D. -.25" thick
60/62	A	C1AE 6287-A	1				ECCENTRIC - CAMSHAFT FUEL PUMP DRIVE - 2.5100" O.D. -.800" width-(1) 1.006" diam. hole
60/62	A	B7A 6290-A	1				SPACER - CAMSHAFT FUEL PUMP ECCENTRIC - 1.44" O.D. -1.02" I.D. -.17" square slot
60/62	A	B4A 6291-A	1				SPACER - CAMSHAFT FUEL PUMP DRIVE ECCENTRIC-1.32" O.D. -1.015" I.D. -.28" width
60/62	A	B9TE 6303-A	1				CRANKSHAFT ASSY. - 25.608" overall length
60/62	A	B8A 6306-B	1				SPROCKET - CRANKSHAFT -21 teeth-steel
60/62	A	74175-S(L7)	1				Key-woodruff (sprocket to crankshaft)-5/32" x 5/8"
60/62	A	B6A 6310-B	1				SLINGER - CRANKCASE OIL-.390" O.D. -1.258" I.D.
60/62	A	C0AZ 6312-A	1				PULLEY ASSY. - CRANKSHAFT -single sheave- 6.600" diam. pulley-4.830" overall length - Also refer to Basic No. 6A312
60/62	A	74151-S(L13)	1				Key (crankshaft damper)-1/4" x 7/8"
60	A (P/S)	B8AZ 6A312-A	1				PULLEY ASSY. - CRANKSHAFT - outer
61/62	A(P/S & alternator-exc. 76B)		1				single sheave-6.60" O.D. -(2) 13/32"diam. bolt holes-2.160" long-Also refer to Basic No. 6312
60/62	A(60 amp.gen.also 50,100 amp. HD alt.w/o P/S, A/C or A/S) "From 1/15/59"	B8AZ 6A312-D	1				Outer-double sheave-6.60" O.D. -2.790"

• Red size and blue size are optional for selective fit

Identification Marking

FORD CAR PARTS

YEAR	RESTRICTIONS	PART NUMBER	QUANTITY				PART NAME AND DESCRIPTION
			292				
		6A312					PULLEY ASSY. - CRANKSHAFT-continued
60/62	A (A/C & P/S)	C0AZ 6A312-B	1				Outer-double sheave-5.94" outer sheave-6.58" inner sheave O.D. -19/32" I.D. -(2) 13/32" holes
62	A(P/S dual belt alt. w/o A/C)		1				
61/62	A (P/S)	C1AZ 6A312-A	1				Outer-single sheave-6.60" O.D. -(2) 13/32" diam. bolt holes-2.33" long
60/62	A(60 amp.gen.also 50,100 amp. H/D alt.w/o P/S, A/C or A/S)- "From 1/15/59"	20408-S7(B81)	2				Bolt (pulley to damper)-3/8"-16 x 1 1/8"
		34807-S7(X66)	2				Lockwasher-3/8"
60/62	A(60 amp.gen.also 50,100 amp. H/D alt.w/o P/S, A/C or A/S)	21063-S8(B214)	1				Bolt (pulley and damper to crankshaft)-9/16"-18 x 2"
		34810-S(X69)	1				Lockwasher-9/16"
60/62	A	C1AZ 6A321-C	1				CRANKSHAFT REAR MAIN BEARING SEAL KIT consists of the following 2-C1AE 6336-B Seal 2-C2OZ 6701-A Packing

6333 & 6337 MAIN BEARING CHART

In the size column of the chart below (R) designates red size - (B) designates blue size.
Red size and blue size are optional for selective fit.

YEAR	MODEL	C.I.D.	SIZE	U P P E R	L O W E R	FRONT	FRONT INTERMEDIATE	CENTER	REAR INTERMEDIATE	REAR
60/62	A, S	292	STD.(R)-.0957" STD.(B)-.0961" .002" .010" .020" .030" .040"	x	x	EBV 6333-D EBV 6333-E B4A 6333-AG EBV 6333-A EBV 6333-B EBV 6333-C B4AE 6333-A	EBV 6333-D EBV 6333-E B4A 6333-AG EBV 6333-A EBV 6333-B EBV 6333-C B4AE 6333-A	EBV 6337-D EBV 6337-E B4A 6337-AG EBV 6337-A EBV 6337-B EBV 6337-C B4AE 6337-A	EBV 6333-D EBV 6333-E B4A 6333-AG EBV 6333-A EBV 6333-B EBV 6333-C B4AE 6333-A	EBV 6333-D EBV 6333-E B4A 6333-AG EBV 6333-A EBV 6333-B EBV 6333-C B4AE 6333-A

YEAR	RESTRICTIONS	PART NUMBER	QUANTITY				PART NAME AND DESCRIPTION
			292				
60/62	A	B5A 6335-A	1				RETAINER - CRANKSHAFT REAR OIL PACKING-4.984" x 2.662"-3.760" bolt hole centers-use with C1AE 6336-B seal
60/62	A	88351-S8	2				Stud (retainer to oil pan)-5/16"-18 & 5/16"-24 x 7/8"
60/62	A	33798-S8(M62) 34806-S7(X64)	2 2				Nut (retainer stud to oil pan)-5/16"-24 Lockwasher-5/16"
60/62	A	C1AE 6336-B	2				SEAL - CRANKSHAFT REAR MAIN BEARING - #Yellow-asbestos & rubber-2 23/32" long-wedge shaped (in 6335 retainer)
		6337					Refer to Main Bearing Chart (Basic No. 6333)
60/62	A	C1TE 6A340-B 34810-S7-8(X69)	1 1				BOLT-DAMPER TO CRANKSHAFT-9/16"-18x1 3/4" Lockwasher-9/16"
60/62	A	C1AE 6345-A	10				BOLT - CRANKSHAFT MAIN BEARING CAP
60/62	A	B6A 6350-A	2				BOLT - CRANKSHAFT REAR SEAL RETAINER - 3/8"-16 x 2.75"-12 point head
60/62	A	354861-S(XX137)	2				Washer-flat-3/8"
60/62	A (S/T & O/D)	B6A 6366-B	1				COVER ASSY. - FLYWHEEL HOUSING -(4) 11/32" diameter holes
60/62	A (S/T & O/D)	20308-S7(B40)	4				Bolt (bottom to flywheel hsg.)-1/4"-20 x 1/2"
60/62	A (S/T & O/D)	20308-S7(B40) 34805-S8(X62)	1or2 1or2				Bolt (cover to cylinder block)-1/4"-20 x 1/2" Lockwasher-1/4"
60/62	A (S/T & O/D)	20310-S8(B48) 34806-S7(X64)	4 4				Bolt (bottom cover to flywheel housing)-5/16"-18 x 1/2" Lockwasher-5/16"

Identification Marking

FORD CAR PARTS

SECTION 60.4
8 CYL. - 292

223

YEAR	RESTRICTIONS	PART NUMBER	QUANTITY				PART NAME AND DESCRIPTION
			292				
60/62	A (F/M/2)	B9AZ 6A366-A	1				PLATE - FLYWHEEL REINFORCING - 4" O.D. - 2.43" I.D. -.060" thick
60/62	A (F/M/2)	B9AZ 6A366-B	1				5.12" O.D. -3.34" I.D. -.060" thick
60/62	A (F/M & C/M)	B8AZ 6A366-A	1				4.16" O.D. -2.36" I.D. -.180" thick (6) 29/64" holes
60/62	P/C, Taxi(H/D clutch & S/T & O/D)	B4AZ 6375-B	1				FLYWHEEL AND RING GEAR ASSY. - #C4TE 6380-G-14-13/16" diam. -(6) 5/16"-18 pressure plate attaching holes on 12 3/8" bolt circle
60/62	A(S/T & O/D)		1				# C4TE 6375-H-146 tooth ring gear-(6) 5/16"-18 pressure plate attaching bolts on 11-3/8" bolt circle
61/62	A(S/T & O/D)	B4AZ 6375-C	1				
60/62	A (F/M & C/M)	B8A 6375-D	1				Includes ring gear-148 teeth-15.008" O.D. -(6) .453", (2) 1" & (4) .441" diameter holes
60/62	A (F/M/2)	B9A 6375-B	1				Includes ring gear-15.007" O.D. -148 teeth-(15) .262" bolt holes-11.78" bolt hole center diameter
		6378					WASHER - CRANKSHAFT PULLEY or DAMPER RETAINING
60/62	A	372757-S(XX200)	1				Washer-flat-1.76" O.D. -.58" I.D. -.33" thick
60/62	A (S/T & O/D)	C3AZ 6379-A	6				BOLT - FLYWHEEL TO CRANKSHAFT - 7/16"-20 x 27/32" hex, head-nylon pellet lock
60/62	A (F/M & C/M)	B8A 6379-B	6				7/16"-20 x 11/16"-hex, head self-locking
60/62	A (F/M/2)	43062-S(B251)	6				Bolt (flywheel to crankshaft)-7/16"-20 x 5/8"-self locking
60/62	A (S/T & O/D)	EAA 6384-A	1				GEAR - FLYWHEEL RING -146 teeth
60/62	A (S/T & O/D)	B9AA 6392-C	1				HOUSING ASSY. - FLYWHEEL AND CLUTCH - #AJ 6394-C
60/62	A	73249-S(N88)	2				Dowel(cyl. block to clutch hsg.)-3/8" x 9/16"
60/62	A	20546-S8(B114)	4or6				Bolt(flywheel hsg. to cyl. block)-7/16"-14 x 2 1/2"
		34808-S8(X67)					Lockwasher-7/16"
60/62	A	C2AZ 6436-A	1				SEAL - STARTER TO FLYWHEEL HOUSING
60/62	A	B8C 6500-A	16				TAPPET ASSY. - VALVE -mechanical-.1.01" head diam. -2.41" o/all length-induction hardened

6505-07 INTAKE and EXHAUST VALVE CHART

YEAR	C.I.D.	MODEL	EXHAUST VALVE					INTAKE VALVE				
			LENGTH	HEAD DIA.	STEM SIZE	STEM DIA.	PART NUMBER	LENGTH	HEAD DIA.	STEM SIZE	STEM DIA.	PART NUMBER
60/62	292	A	5.02"	1.52"	Std. .003"	.3402"	C3AZ 6505-A	5.02"	1.65"	Std. .003"	.3420"	COME 6507-N
					.015"	.3432"	C3AZ 6505-B			.015"	.3450"	COME 6507-S
					.030"	.3552"	C3AZ 6505-C			.030"	.3570"	COME 6507-R
						.3702"	C3AZ 6505-D				.3720"	COME 6507-T

YEAR	RESTRICTIONS	PART NUMBER	QUANTITY				PART NAME AND DESCRIPTION
			292				
60/62	A	C0AZ 6A506-C	1				KIT - ROCKER ARM COVER GASKET AND SEAL - consists of the following-2-C0AE 6584-B Gaskets 4-B9A 6570-A Seals
		6507					VALVE - INTAKE and EXHAUST - Refer to Intake & Exhaust Valve Chart (Basic No. 6505)
60/62	A	B6A 6513-A	16				SPRING - VALVE-7 coils-2.09" free length
60/62	A	B9A 6514-A	16				RETAINER - VALVE SPRING -intake & exhaust-1.34" O.D. -.382" I.D. -.504" height
60/62	A	B3Q 6515-A	AR				SPACER - VALVE SPRING -1.36" O.D. -1" I.D. -.030" thick
60/62	A	B9A 6517-A	16				SLEEVE - VALVE SPRING RETAINER -intake & exhaust-.735" & .559" O.D. -.493" conical I.D. -.401" height-use with B9A 6514-A
60/62	A	7HA 6518-A	32				RETAINER - VALVE SPRING
60/62	A	C0AE 6519-C	1				COVER - VALVE PUSH ROD -filler tube-6.44" overall length-has opening at front
60/62	A	45582-S8(B70)	2				Bolt (push rod cover to cylinder block)-5/16"-18 x 4 1/2"-hex, head
60/62	A	44722-S8(X19)	2				Washer-flat-5/16"

Identification Marking

FORD CAR PARTS

YEAR	RESTRICTIONS	PART NUMBER	QUANTITY				PART NAME AND DESCRIPTION
			292				
60/62	A	C0AE 6521-A	1				GASKET - VALVE CHAMBER COVER OR PUSH ROD COVER -valve push rod cover-17, 10" x 7, 70" -, 125" thick
61/62	A	C1AE 6A527-B 44722-S8(X19) 34806-S7(X64)	2				BOLT - VALVE ROCKER ARM SHAFT SUPPORT - 5/16"-18 x 2 1/8"-Also refer to Basic No. 6531 Washer-flat-5/16" Lockwasher-5/16"
61/62	A	C1TE 6A527-C	4				STUD - VALVE ROCKER ARM SUPPORT -stud (support to cylinder head)-5/16"-18 & 5/16"-24 x 3, 86" - Also refer to Basic No. 6531
60/62	A	33798-S7-8(M62) 34806-S7(X64)	4				Nut-5/16"-24 Lockwasher-5/16"
60/62	A	EBU 6531-A	8				SUPPORT - VALVE ROCKER ARM SHAFT - 1, 613" high- Also refer to Basic No. 6A527
60/62	A	B6A 6549-C	16				SCREW - VALVE ROCKER ARM - adj. self locking-7/16"-20 x 1-13/32"-Std.
		C2AZ 6549-A	AR				.0023" O/S
60/62	A	B4AZ 6563-A	2				SHAFT - VALVE ROCKER ARM -16, 78" long- includes (2) EAA 6572-A Plugs
60/62	A	C0AZ 6564-A	16				ARM AND SCREW ASSY. - VALVE ROCKER
60/62	A	C0AE 6565-D	16				ROD - VALVE PUSH -approx. 8 3/16" overall length-(1) ball & (1) cup type ends
60/62	A	B9A 6570-A	4				GROMMET - ROCKER ARM COVER STUD - .32" I. D. -1" O. D. -1/2" thick
60/62	A	B9A 6570-A	2				GROMMET - VALVE PUSH ROD COVER STUD - rubber-. 32" I. D. -1" O. D. -1/2" thick
60/62	A (P/S)	B9A 6570-A	1				GROMMET - POWER STEERING OIL RESERVOIR COVER STUD-rubber-.32" I. D. -1" O. D. -1/2" thick
60/62	A	C1TE 6571-C	16				SEAL - VALVE GUIDE AND VALVE STEM - umbrella type-5/16" hole diam. -29/32" O. D. -29/64" overall length
60/62	A	EAA 6572-A	4				PLUG - VALVE ROCKER ARM SHAFT -cup shaped-. 536" diameter
60/62	A	EBU 6575-A	2				BRACKET - VALVE ROCKER ARM OIL OUTLET TUBE -1 27/32" overall length
60/61	A	6582-3					COVER ASSY. - VALVE ROCKER ARM - #Primed
		COKE 6583-C	1				R. H.
		COKE 6583-C	1				L. H.
62	A	C0AZ 6582-C	2				#Primed-R. H. & L. H.
60/62	A	354054-S8(XX121)	4				Washer-flat-5/16"
		354526-S8(MM18)	4				Nut (rocker arm cover to cyl. head)-5/16"-24
60/62	A	B6A 6587-A	6				SPRING - VALVE ROCKER ARM TO SHAFT LOCATING-approx. 3" free length-7 coils-. 80" I. D.
60/62	A	B5A 6588-A	2				TUBE - VALVE ROCKER ARM SHAFT OIL OUTLET - approx. 2, 865" overall length
60/62	A	EAA 6590-A	8				WASHER - VALVE ROCKER ARM SHAFT -steel-1, 26" O. D. -. 81" I. D.
		72035-S7-8(N51)					Cotter pin-1/8" x 1"
60/62	A	EAA 6598-A	4				WASHER - TRANSMISSION GEARSHIFT SELECTOR TUBE BUSHING-1, 12" O. D. -. 80" I. D. -. 010" thick
60/62	A (F/M/2 & C/M)	B8A 6598-A	4				WASHER - SPRING - VALVE ROCKER ARM SHAFT -1, 18" O. D. -. 86" I. D. -. 008" thick
60	A	C0AE 6600-D	1				PUMP ASSY. - ENGINE OIL -rotor type-hex. drive-incl.(1)B6Q 6659-A Gasket, (1)B4A 6698-A Seal
61/62	A	C1AE 6600-A	1				Rotor type-includes (1) each B6Q 6659-A & B4A 6698-A Gaskets
60/62	A	354727-S8(BB562)	2				Screw & lockwasher (pump to cylinder block)-5/16"-18 x 1 3/8"
60/62		358805-S7(BB561)	1				Screw & lockwasher (pump to cylinder block)-5/16"-18 x 1-1/4" hex. head
		6A603					EMISSION REDUCTION CONVERSION KIT
60	A	C3AZ 6A603-D	1				Major kit-used with C3AZ 6A603-A attaching kit and C3AZ 6A664-B hose (cut to length) with (2) B7A 8287-A clamps
		C3AZ 6A603-A	1				Attaching kit-used with C3AZ 6A603-D major kit

Identification Marking

FORD CAR PARTS

SECTION 60.4
8 CYL. - 292

225

YEAR	RESTRICTIONS	PART NUMBER	QUANTITY				PART NAME AND DESCRIPTION
			292				
60	A	C0AE 6608-B	1				ROTOR AND SHAFT ASSY. - OIL PUMP DRIVE - rotor type pump-3.31" long-hex.drive-used with C0AE 6600-D Pump
61/62	A	B6Q 6608-A	1				Rotor type pump-3.37" long-hex.drive
60/62	A	C1AE 6616-A	1				PLATE - OIL PUMP BODY - rotor type pump-(4) .285" diam. bolt holes-.180" thickness
61/62	A	42911-S(B41A)	4				Bolt (cover plate to body)-1/4"-20 x 5/8" hex. head lock
60/62	A	20324-S8(B41) 34805-S8(X62)	4				Bolt (cover plate to body)-1/4"-20 x 5/8" Lockwasher-1/4"
60	A	B9A 6A618-A	1				SHAFT - OIL PUMP INTERMEDIATE- 8 1/16" long-1/4" hex. shaft-includes retaining ring
60/62	A	C1AE 6A618-A	1				Includes retaining ring-8" long-1/4" hex. shaft-use with C1AE 6600-A Pump
60/62	A	B6Q 6619-A	1				GASKET - OIL PUMP COVER PLATE -(rotor type pump)-2.95" O.D. -.062" width-.075" thickness
60/62	A	C0AE 6622-B	1				SCREEN, TUBE AND COVER ASSY. - OIL PUMP
60/62	A	354361-S(MM45)	1				Nut (screen tube and cover to oil pan)-7/8"-16 hex.
60/62	A	B4A 6626-B	1				GASKET - OIL PUMP INLET TUBE FITTING - 1 3/16" O.D. -57/64" I.D.
60/62	A	B5A 6629-A	1				RING - OIL PUMP INTERMEDIATE SHAFT RETAINER-.62" O.D. -.42" I.D. -6 internal prongs
60/62	A	B6Q 6659-A	1				GASKET - OIL PUMP TO BLOCK
		6A664					HOSE - CRANKCASE VENTILATION TUBE - EMISSION REDUCTION CONTROL - INTAKE MANIFOLD TYPE
		C3AZ 6A664-A	AR				1/2" I.D. -25 ft. long-cut as required
61/62	A	*C1AE 6A664-L	2				2" long-ventilator tube to adaptor to manifold
61/62	A (4/B carb.)	BPA 18572-A	AR				Clamp-hose
61/62	A	C1AE 6A665-G	1				ADAPTER ASSY. - CRANKCASE VENTILATION EMISSION REDUCTION CONTROL
60/62	A	EAA 6666-A	1				PLUG - OIL RELIEF VALVE -oil pump
60	A	C3AZ 6A666-E	1				VALVE ASSY. - CRANKCASE VENTILATION REGULATOR EMISSION REDUCTION CONTROL
61/62	A	374963-S(II-146A)	1				Tee-45° two way (valve to intake manifold)-1/4"-18, 3/8"-18 & 1/2"-20 threads
61/62	A	CITZ 6A666-A	1				#C4TE 6A666-B or C-2 7/8" long-1/4"-18 male threads one end
60/62	A	8EL 6669	1				GASKET - OIL RELIEF VALVE PLUG-in oil pump-.88" O.D. -.55" I.D. -.04" thick-4 internal prongs
60/62	A	B6Q 6670-B	1				SPRING - OIL PUMP BODY RELIEF VALVE - (rotor type pump)-26.5 coils-approx. 2.52" free length-.344" O.D.
60/62	A	EAD 6673-A	1				NUT - OIL PUMP TO OIL PAN INLET TUBE - 1"-18-hex. - special
60/62	A	B9AE 6674-C	1				PLUNGER - OIL PUMP BODY RELIEF VALVE
60/62	A	C0AE 6675-D	1				PAN ASSY. - ENGINE OIL -when used on 1954-239 C. I. D. models also use (1) C0AE 6622-B Screen & tube & (1) 354361-S nut
60/62	A	20326-S7(B49)	6				Bolt (oil pan to cylinder front cover)-5/16"-18 x 5/8"-hex. head
60/62	A	20326-S7(B49)	14				Bolt (oil pan to cylinder block)-5/16"-18 x 5/8"-hex. head
		34806-S7(X64)					Lockwasher-5/16"
60/62	A	88351-S8	2				Stud (oil pan to crankshaft rear bearing oil seal retainer)-5/16"-18 & 5/16"-24 x 7/8"
60/62	A	33798-S8(M62)	2				Nut (oil pan to crankshaft rear bearing oil seal retainer)-5/16"-24
		34806-S7(X64)					Lockwasher-5/16"
60/62	A	371065-S(BB549)	2				Bolt (oil pan to crankshaft rear bearing oil seal retainer)-5/16"-18 x 5/8"-hex. washer head lock
60/62	A	AE 6677-A	1				COVER - STARTER PINION -2.62" ridge O.D. - 1.30" overall length
60/62	A	B4A 6698-A	1				SEAL - OIL PAN TO OIL PUMP TUBE

Identification Marking

FORD CAR PARTS

YEAR	RESTRICTIONS	PART NUMBER	QUANTITY				PART NAME AND DESCRIPTION
			292				
60	A	EAA 6700-B	1				OIL SEAL - CYLINDER FRONT COVER -2.571" O. D. -1.815" I. D. -.313" thick
61	A	"Before 11/14/60"	1				
61/62	A	"From 11/14/60"	1				
60/62	A	C2OZ 6701-A	2				PACKING - CRANKSHAFT - REAR-6 1/2" long-27/64" wide-13/64" thick-cut to length
60/62	A	B2AZ 6701-A	2				Rubber-formed seal-3.15" diam. -optional with C2OZ 6701-A
60/62	A	C0AZ 6710-B	1				GASKET-ENGINE OIL PAN-.085" thick - rubber
60/62	A	C3AZ 6730-A	1				PLUG - ENGINE OIL PAN DRAIN - 1/2"-20-includes (1) C2OZ 6734-A gasket
60/62	A	C1AZ 6731-A	1				ELEMENT ASSY. - ENGINE OIL FILTER - WITH GASKETS-"Spin-on" one piece filter-has 3/4"-16 female threads
60/62	A	C2OZ 6734-A	1				GASKET - ENGINE OIL PAN DRAIN PLUG - #Nylon-13/16" O. D. -1/2" I. D. -5/64" thick
60/62	A	C2AZ 6750-C	1				INDICATOR ASSY. - OIL LEVEL -on cylinder block-approx. 26 9/64" overall length
60/62	A	B5A 6754-A	1				TUBE - OIL LEVEL INDICATOR-includes bracket-16.04" developed length
60/62	A	20326-S7(B49) 34806-S7(X64)	1				Bolt (tube to cyl. block)-5/16"-18 x 5/8"-hex. head Lockwasher-5/16"
60/62	A	C0AE 6758-A	1				TUBE - CRANKCASE VENTILATION - NON - EMISSION REDUCTION CONTROL -attaches to rear of valve chamber cover-approx. 19 11/16" long-includes bracket
60/62	A	358511-S(BB555) 44719-S8(X17)	1				Screw & washer (tube to valve chamber cover)-1/4"-20 x 2 1/2" Flat washer-1/4"
61/62	A	*C1AE 6758-E	1				TUBE - CRANKCASE VENTILATION - EMISSION REDUCTION CONTROL -attaches to valve chamber cover-approx. 11" long-cut from 8QH 2269-B tubing
62	A	*374964-S	1				Clip (tube to int. manifold)-tube & cable type-approx. 2" long-3/4" wide-23/64" thick-dealer improvise
61/62	A	C1AZ 6758-C	1				CRANKCASE VENTILATION CONVERSION KIT - non em/re
60	A	B6AZ 6766-A	1				CAP ASSY. - OIL FILLER AND BREATHER - NON EMISSION REDUCTION CONTROL -#Black - optional with C2SZ 6766-A
		6766					CAP ASSY. - OIL FILLER and BREATHER - EMISSION REDUCTION CONTROL
60/62	A	B6AZ 6766-A	1				Open system intake manifold type-optional with C2SZ 6766-A
60/62	A	EAA 6838-A	1				GASKET - OIL FILTER MOUNTING -4.955" O. D. -4.40" I. D. -.06" thick-not used with disposable one piece type oil filter
60	A	B5S 6889-A	1				COVER - CYLINDER BLOCK VENTILATION TUBE OPENING -approx. 2 34/64" long-(2) .34" diam. holes-.180" thick
60	A	20346-S8(B50) 34806-S7(X64)	2				Bolt (cover to cylinder block)-5/16"-18 x 3/4"-hex. head Lockwasher-5/16"
60/62	A	C1AE 6870-A	1				GASKET - CRANKCASE VENTILATION TUBE - 1.76" O. D. -1.28" I. D. -.060" thick
60/62	A	C2OZ 6890-C	1				INSERT - OIL FILTER MOUNTING BOLT - 3/4"-16 & 1 1/16"-12 male threads-1.38" overall length-use with "Spin-On" type filter-attach filter to cylinder block

Identification marking

FORD CAR PARTS

SECTION 60.6
8 CYL. - 352, 390

227

YEAR	RESTRICTIONS	PART NUMBER	QUANTITY				PART NAME AND DESCRIPTION
			352	352 Spec.	390	390 Spec.	
61/	A, S, P/C	C2AZ 6008-E	1		1		COMPLETE GASKET SET - ENGINE OVERHAUL
	Consists of the following						
	1-C0AE 6020-C Gasket	2-B9AZ 6584-A Gasket					1-C8PZ 8255-U Gasket
	2-C6AZ 6051-A Gasket	1-B8AZ 6626-B Gasket					2-B8A 8507-A Gasket
	2-C1AE 6336-B Seal	1-C0AZ 6A636-B Gasket					1-B8A 8513-A Gasket (1961)
	1-C3AZ 6411-B Seal (1963/)	1-B8AZ 6659-A Gasket					1-C2AZ 8513-A Gasket (1962/)
	1-C3AZ 6411-C Seal (1963/)	1-C3AZ 6700-A Seal					1-C3AZ 9417-C Gasket
	1-C2AZ 6436-A Seal (1961/62)	2-C2OZ 6701-A Seal					1-C8AZ 9A424-A Seal
	16-C4TZ 6571-J Seal	1-C0AZ 6710-A Gasket					1-C8AZ 9A425-A Seal
		1-C2OZ 6734-A Gasket					2-C8AZ 9441-A Gasket
60	A, S, P/C	B8AZ 6008-D	1				
	Consists of the following						
	1-C0AE 6020-C Gasket	1-C0AZ 6A636-B Gasket					2-B8A 8507-A Gasket
	2-C6AZ 6051-A Gasket	1-B8AZ 6659-A Gasket					1-B8A 8513-A Gasket
	2-C1AE 6336-B Seal	1-C3AZ 6700-A Seal					1-C3AZ 9417-C Gasket
	1-C2AZ 6436-A Seal	2-C2OZ 6701-A Packing					1-C8AZ 9A424-A Seal
	16-B8AZ 6571-B Seal	1-C0AZ 6710-A Gasket					1-C8AZ 9A425-A Seal
	2-B9AZ 6584-A Gasket	1-C2OZ 6734-A Gasket					2-C8AZ 9441-A Gasket
	1-B8AZ 6626-B Gasket	1-C8PZ 8255-U Gasket					
60/	A, S(2/B, 4/B)	B9AE 6A008-A	4		4		DOWEL - CYLINDER HEAD TO CYLINDER
61/62	A & S Specials(4/B, 6/B, 8/B)	6009		4		4	BLOCK - .7355" O.D. -.61" I.D. -.44" height-split CYLINDER ASSY. - Includes cylinder block with all internal parts of the engine but does not include cylinder heads, oil pan or cylinder front cover
60	A(2/B)	*C0AE 6009-A	1				Hydraulic tappets-4.00" bore
60	A, S(4/B)	*C1AE 6009-R	1				Hydraulic tappets-4.00" bore-includes (10) C1AE 6065-A - Not replaced
61/	A	◇C3AZ 6009-AE	1				Hydraulic tappets-4.00" bore
61/62	A Special (4/B, 6/B)	*C2AZ 6009-D				1	Mechanical tappets -4.05" bore
61/	A, S(S Special-6/B)	*C6AZ 6009-U			1	1	Hydraulic tappets-4.05" bore-includes (1) C3AZ 7007-F plate
61/64	P/C	*C3AZ 6009-U				1	Mechanical tappets -4.05" bore
60/	A, S	◇C3AZ 6010-AB	1				BLOCK ASSY. - CYLINDER - hyd. tappets-4.00" bore
61/62	A Special (4/B, 6/B)	△C3AZ 6010-Y				1	Mechanical tappets -4.05" bore
61/	A, S(4/B)	C8AZ 6010-C			1		Hydraulic tappets-4.05" bore-consists of (1) C8AZ 6010-A, stud for (4 x 4) Truck oil tube, (2) 380041-S-7/16"-14 x 5/8" to retain cam plate, (1) C3AZ 7007-F plate
62/63	S Special(6/B)					1	
61/64	P/C	△C3AZ 6010-S				1	Mechanical tappets-4.05" bore
60/	A, S	73249-S(N88)	2			2	Dowel (cyl. block to clutch hsg.)-3/8" x 9/16"
60/	A, S	357648-S8(NN55)	1				Dowel (intake manifold to cyl. block)-5/16" x 11/16"
61/	A, S					1	
60/	A, S	376635-S8(PP66A)	1				Plug-cup type (main oil gallery-tappet valley)-29/64" dia.
61/	A, S					1	
60/	A, S	353001-S(PP85)	1				Plug (cylinder block camshaft rear bearing hole)-2 3/8" cup type
61/	A, S					1	
60/	A, S	376635-S8(PP66A)	3				Plug-cup type (cyl. tappet oil crossover holes)-29/64" dia.
61/	A, S					3	
60	A Special (4/B)	376635-S8(PP66A)		2			Plug-cup type (oil gallery-front) -29/64" dia.
61/	A, S		2			2	
60/	A, S	376635-S8(PP66A)	2				Plug-cup type (oil line front face)- 29/64" dia.
61/	A, S					2	
60/	A, S	376635-S8(PP66A)	4				Plug-cup type (oil gallery rear face)- 29/64" dia.
61/	A, S					4	
60/	A, S	357167-S(PP82B)		4 or 6			Plug (cyl. block side)-cup type-1 3/4" dia.
60/	A, S	354942-S(PP81)	AR				Plug (cyl. block side)-cup type-O/S-1.790" & 1.775" O. D.

△ Includes (2) 376893-S bolts, (2) 376894-S flat washer and (2) 376895-S flat washers. If used with camshaft thrust button and spring use to plug holes in front of block. If used with thrust plate use to retain plate to block.

◇ Drill out generator or alternator bracket to accommodate 1/2" bolt on lower right side when necessary.

* Does not include tappets

FORD CAR PARTS

YEAR	RESTRICTIONS	PART NUMBER	QUANTITY				PART NAME AND DESCRIPTION
			352	352 Spec.	390	390 Spec.	
		6010					BLOCK ASSY. - CYLINDER-hydraulic tappets-4.00" bore - continued
61/62	A Special (4/B)	*375282-S8				1	Plug (cyl. block rear main oil gallery)-5/8"-18 countersunk head-7/16" height-dealer improvise-retains 6670 & 6674
60/61/60/	A, S A, S A	371058-S(PP73) 376635-S8(PP66A)	1			1	Plug (cyl. block rear)-cup type-3/4"
60/60/62	A, S(2/B, 4/B) A Special (4/B, 6/B & 8/B)	C2AZ 6019-A	1		1	1	CYLINDER FRONT COVER KIT
Consists of the following							
	1-COAE 6020-C	Gasket (cylinder front cover)				1-C3AZ 6700-A	Oil seal(cyl. front cover crankshaft)
	1-COAE 6023-C	Pointer(timing)-(except 4/B Special)				1-C1SZ 9417-A	Gasket (fuel pump mounting)
	1-COAE 6023-D	Pointer(timing)-(4/B Special)				4-374408-S	Bolt-5/16"-18 x 3/4"
	1-C2AE 6059-C	Cover (cylinder front)				2-373913-S	Screw-No. 10-24 x 5/16"
						4-374409-S	Bolt-3/8"-16 x 7/8"
61/61/60	A, S A, S A, S	374408-S(BB413C) 374409-S(BB416B) COAE 6020-A	4 4 1			4 4	Bolt (cover to block)-5/16"-18 x 3/4"-hex. locking Bolt (cover to block)-3/8"-16 x 7/8"-hex. locking
61/61/62/60	A, S(2/B, 4/B) A Special (4/B, 6/B, 8/B) A, S A, S	COAE 6020-C COAE 6023-D	1 1		1	1	GASKET - CYLINDER TIMING CHAIN TIMING GEAR FRONT COVER-(4) 11/32" & (4) 13/32" diam. holes-.125" thick (4) .411" & (4) .348" holes-.030" thick-used with aluminum cover POINTER - TIMING-2 1/2" o/all length-(2) 7/32" holes-used with aluminum cover
61/63	A, S "Before 4/1/63"	COAE 6023-C	1		1	1	3 1/8" o/all length-(2) 7/32" holes-used with aluminum cover
63/63/61/	A, S(excent A/C)- "From 4/1/63" A, S(A/C)- "From 4/1/63"	C3AZ 6023-A	1 1		1 1		3 1/16" o/all length-(2) 7/32" holes
61/	A, S	373913-S(UU40)	2			2	Screw (pointer to cover)-No. 10-24 x 3 3/64" hex. head tapping

6A023, 6054, 6068 & 6120 REAR ENGINE MOUNT CHART

YEAR	MODEL	C.I.D.	*SUPPORT-CROSS MEMBER	*BRACKET-REAR SUPPORT	*SUPPORT ASSEMBLY	* BRACKET	
						R.H.	L.H.
- A -							
60/62	A, P/C, A Specials	352, 390		COAA 6054-A	C1AA 6068-A		
63/64	A, P/C	352, 390		C3AZ 6054-A	C3AZ 6068-C		
- S -							
60	S	352		B7A 6054-A	B3S 6068-A		
61/62	S, (S Spec. -6/B)	390	C1SS 6A023-C	C1SS 6054-A	C2SZ 6068-A	C1SZ 6120-A	C1SZ 6120-B
63	S, (S Spec. -6/B)	390	C3SZ 6A023-B	C1SS 6054-A	C2SZ 6068-A	C1SZ 6120-A	C1SZ 6120-B
64/	S (exc. 76)	390	C4SZ 6A023-A	C3AZ 6054-A	C4SZ 6068-A	C1SZ 6120-A	C1SZ 6120-B
64/	S (76)	390	C4SZ 6A023-A	C3AZ 6054-A	C4SZ 6068-B	C1SZ 6120-A	C1SZ 6120-B

YEAR	RESTRICTIONS	PART NUMBER	QUANTITY				PART NAME AND DESCRIPTION
			352	352 Spec.	390	390 Spec.	
60/61/60/61/60/61/60/60/60/60/60/61/61/	A A A S A, S S A, S A, S A, S A, S A, S A, S A, S(4/B)	20432-S7-8(B121) 44735-S8(X32) 20392-S8(B120A) 20452-S8(B122) 20348-S8(B77) 34807-S8(X66) 20411-S7(B184) 34671-S8(M67) 356590-S(XX171) 357625-S7-8(XX304) C4TZ 6028-A	2 2 2 2 2 2 2 2 2 2 1		2 2 2 2 6 6		Bolt (retainer to trans. ext.)-1/2"-13 x 1 1/8" Washer-flat-1/2" Bolt(ret. to trans. ext.)-1/2"-13 x 7/8" hex. head Bolt (support to bracket)-1/2"-13 x 1 3/8" Bolt(mtg. bracket to underbody)-3/8"-16 x 3/4" Lockwasher-3/8" Bolt(rear suppt. to frame)-7/16"-20 x 1 1/8" hex. hd. Nut-7/16"-20 Washer-flat-.47" I.D. -.78" O.D. -.10" thick-steel Lockwasher-7/16" VALVE ASSY. -PLUG TYPE-tappet air bleed lubrication

* (1) Required unless otherwise noted

FORD CAR PARTS

SECTION 60.6
8 CYL. - 352, 390

229

6028, 6029, 6030, 6031 & 6038 FRONT ENGINE MOUNT CHART

YEAR	MODEL	C.I.D.	* SUPPORT BRACKET		* MOUNTING BRACKET		* INSULATOR		
			R.H.	L.H.	R.H.	L.H.	R.H.	L.H.	
- A -									
60/62	A, P/C	352,390						C6VY 6038-C	C6VY 6038-C
63/64	A, P/C	352,390						C3AZ 6038-A	C3AZ 6038-B
60/62	A Special(4/B, 6/B, 8/B)	352,390							
- S -									
60	S	352						C6VY 6038-C	C6VY 6038-C
61/62	S (63)	390	C1SS 6028-B	C1SS 6029-B				C6VY 6038-C	C6VY 6038-C
61/62	S Spec. (6/B)-63	390							
63	S(63)	390	C1SS 6028-B	C1SS 6029-B				C6VY 6038-C	C6VY 6038-C
63	S Spec. (6/B)-63	390							
61/63	S (76)	390	C1SS 6028-B	C1SS 6029-B				C6VY 6038-C	C6VY 6038-C
62/63	S Spec. (6/B)-76	390							
64	S (63) - "Before 4/1/64"	390	C4SZ 6028-A	C4SZ 6029-A				C4SZ 6038-C	C4SZ 6038-D
64	S (63) - "From 4/1/64"	390	C4SZ 6028-A	C4SZ 6029-A				C4SZ 6038-C	C4SZ 6038-D
64	S (76)	390	C4SZ 6028-A	C4SZ 6029-A				C4SZ 6038-C	C4SZ 6038-D

YEAR	RESTRICTIONS	PART NUMBER	QUANTITY				PART NAME AND DESCRIPTION
			352	352 Spec.	390	390 Spec.	
63/	A, A Special	33845-S8(M57)	2	2	2	2	Nut(6038 to No. 2 crossmember)-1/2"-13 hex.
63/	A, A Special	357625-S7(XX304)	2	2	2	2	Lockwasher-7/16"
63/	A, A Special	351428-S7(XX166)	2	2	2	2	Washer-flat-7/16"
60	S	20390-S8(B102)	4				Bolt(Insulator to cyl. block)-7/16"-14 x 1"-hex. hd.
		357625-S7(XX304)	4				Lockwasher-7/16"
		34424-S7(M84)	2				Nut (insulator to frame)-1/2"-20
61/	S	304668-S8(B100A)			4		Bolt (insulator to cyl. block)-7/16"-14 x 7/8"
61/	S	20390-S8(B102)			4		Bolt (insulator to cyl. block)-7/16"-14 x 1"
		34808-S8(X67)			4		Lockwasher-7/16"
		354530-S(MM155)			2		Nut-1/2"-20
		44735-S8(X32)			2		Washer-flat-1/2"
60/	A	20390-S8(B102)	4		4		Bolt (engine front support insulator to cyl. block)-7/16"-14 x 1"-hex. head
60/	A	34671-S8(M67)	4		4		Nut-7/16"-14
60/	A	357625-S7-8(XX304)	4		4		Lockwasher-7/16"
61/63	S	C1SS 6035-A			1		SHIELD - ENGINE FRONT SUPPORT INSULATOR
64/	S	★C4SA 6035-A			1		Dealer improvise-.015" thick-steel-4" long-1 25/32" wide (1) 17/32" hole & (1) 1/2" hole
		6038					INSULATOR ASSY. - ENGINE FRONT SUPPORT - Refer to Front Engine Mount Chart (Basic No. 6028)
60	A, S	★C0AZ 6049-G	2				HEAD - CYLINDER - consists of (1) C0AE 6049-B & (1) B9AE 6051-A gasket-use with C0AE 6505-A & C0AE 6507-E valves - Not replaced
60/62	A Special (4/B, 6/B)	C0AE 6049-C		2		2	
60/62	A Special (4/B, 6/B)	C0AZ 6049-H		2		2	#C0AE 6090-D. consists of (1) C0AE 6049-C & (1) B9AE 6051-A gasket
61/62	A, S, P/C	C8AZ 6049-B	2		2		Includes (1) C6AZ 6051-A gasket
63/	A(exc. T/E)		2				
63	A, S, P/C "Before 2/1/63"				2		
64/	A, S, P/C(exc. T/E)				2		
62/63	S Special (6/B)	C2SZ 6049-B				2	Includes (1) B9AE 6051-A gasket
63	A, S, P/C "From 2/1/63"				2		
62/	All High Performance Vehicles	C8OZ 6049-K			2	2	
60/	A, S	357167-S(PP82B)	4		4		Plug (cyl. head end)-1 3/4" diam. -cup type
60/	A, S	358048-S(PP43)	6				Plug (cyl. head top)-3/4" pipe-socket head
61/	A, S				6		
		6051					GASKET - CYLINDER HEAD
62/	All High Performance Vehicles	C3AZ 6051-B			2	2	Steel-.015" thick
60/	A, S, P/C(2/B, 4/B)	C6AZ 6051-A	2		2		#C6AE 6051-C-asbestos & steel-opt. with
60/63	A & S Specials(4/B, 6/B, 8/B)			2		2	C8AZ 6051-A steel gasket
		6054					RETAINER - ENGINE REAR SUPPORT - Refer to Rear Engine Mount Chart (Basic No. 6A023)

Identification marking

* (1) Required unless otherwise noted

FORD CAR PARTS

YEAR	RESTRICTIONS	PART NUMBER	QUANTITY				PART NAME AND DESCRIPTION
			352	352 Spec.	390	390 Spec.	
60 62/	A, S S(76)	B8AZ 6065-A	10		2		BOLT - CYLINDER HEAD-1/2"-13 x 4.22" Also component of C2SZ 7611032-3-A damper assy.
61/ 60/62	A, S, P/C(2/B, 4/B) A Special(4/B, 6/B, 8/B)	C1AE 6065-A	10		10		1/2"-13 x 4 29/64"
61/ 60/62	A, S, P/C(2/B, 4/B) A Special(4/B, 6/B, 8/B)	C1AE 6065-C	10		10		1/2"-13 x 2 7/8"
		6068					SUPPORT ASSY. - ENGINE REAR - Refer to Rear Engine Mount Chart (Basic No. 6A023)
61/63 64	A Special(4/B & 8/B carb. S/T & O/D) A(w/em/re)-S/T or O/D	C4AZ 6B068-A			1		KIT - HIGH PERFORMANCE ENGINE -to convert to (3) 2/B carbs. -refer 9B843 for accel.control kit
62/64 60/	A(F/M/2, C/M) A	C4AZ 6B068-B B8A 6070-A	1 1		1 1		To convert to (3) 2/B carburetors PLATE - ENGINE REAR SUPPORT
60/64	A(F/M/2)	*C0AA 6070-A	1				Approx. 2.46" x 1.84" x .25" o/all height-.041" steel stock-dealer improvise
		6079					GASKET SET - VALVE GRIND
60	A, S, P/C	B8AZ 6079-D	1				
	Consists of the following						
	2-C6AZ 6051-A	Gasket			1-C8AZ 9A424-A	Seal	
	16-B8AZ 6571-B	Seal			1-C8AZ 9A425-A	Seal	
	2-B9AZ 6584-A	Gasket			2-C8AZ 9441-A	Gasket	
	1-C8PZ 8255-U	Gasket					
61/	A, S(2/B, 4/B)	C6AZ 6079-E	1				
	Consists of the following						
	2-C6AZ 6051-A	Gasket			1-C8AZ 9A424-A	Seal	
	16-C4TZ 6571-J	Seal			1-C8AZ 9A425-A	Seal	
	2-B9AZ 6584-A	Gasket			2-C8AZ 9441-A	Gasket	
	1-C8PZ 8255-U	Gasket			2-C6AZ 9441-A	Gasket	

6108 PISTON ASSEMBLY CHART - SOLID TYPE

In the Standard column of the chart below (R) designates red size - (B) designates blue size. Red size and blue size are optional for selective fit.

YEAR	MODEL	C.I.D.	R I N G S	I N C L.	Q T Y.	PART NUMBER					
						STANDARD	.003" O/S	.020" O/S	.030" O/S	.040" O/S	.060" O/S
60/63 64/	A, S(2/B) A (4/B)	352	3	8	8	C0AZ 6108-A	C0AZ 6108-AC	C0AE 6108-D	C0AZ 6108-E	C0AZ 6108-F	C0AZ 6108-G
60	A, S (4/B)	352	3	8	8	C0AE 6108-H		C0AE 6108-L	C0AE 6108-M	C0AZ 6108-F	
60	A Spec. (4/B)	352	3	8	8	C0AE 6108-AJ					
61/ 62/63	A, S, P/C S Spec. (6/B)	390	3	8	8	C1AZ 6108-A(R) C1AZ 6108-B(B)	C1AZ 6108-C	C1AZ 6108-D	C1AZ 6108-E	C1AZ 6108-F	
61/62	A Special(4/B, 6/B, 8/B)	390	3	8	8	C1AZ 6108-A					C1AZ 6108-S

YEAR	RESTRICTIONS	PART NUMBER	QUANTITY				PART NAME AND DESCRIPTION
			352	352 Spec.	390	390 Spec.	
		6120					Refer to Rear Engine Mount Chart (Basic No. 6A023)
60/ 61/	A, S A, S	B8A 6135-AA B8A 6135-AB B8A 6135-AC	8		8		PIN - PISTON-standard-#Green-. 9752" O. D. - 3.163" long .001" O/S-#Blue .002" O/S-#Yellow
61/62 61/	A Special(4/B, 6/B, 8/B) P/C	C1AE 6135-B			8		Standard-#Green
60/	A, S, P/C(2/B, 4/B)	C3AZ 6140-B	16		16		RETAINER - PISTON PIN-. 94" I. D. -1.113" O. D. - .052" thick
61/62	A & S Specials(4/B, 6/B, 8/B)			16	16		

◇ Center line of piston pin hole to top of piston 1.833"

∠ Center line of piston pin hole to top of piston 1.870"

♠ Includes piston pin and retainer

Identification marking

FORD CAR PARTS

SECTION 60.6
8 CYL. - 352, 390

231

6148 PISTON RING CHART - Consists of the necessary rings to re-ring (2) pistons

YEAR	MODEL	C.I.D.	RINGS	TYPE *	PART NUMBER				
					STANDARD	.020" O/S	.030" O/S	.040" O/S	.060" O/S
60/60	A, S A Spec. (4/B)	352 352	3	Hi Lo	B8AZ 6148-A opt. with C7TZ 6148-C	B8AZ 6148-B opt. with C7TZ 6148-D	B8AZ 6148-C opt. with C7TZ 6148-E	B8AZ 6148-D opt. with C7TZ 6148-F	B8AZ 6148-E opt. with C7TZ 6148-G
60/60	A, S A Special(4/B), top ring chromed	352 352	3	Hi Lo	C7TZ 6148-C opt. with B8AZ 6148-A	C7TZ 6148-D opt. with B8AZ 6148-B	C7TZ 6148-E opt. with B8AZ 6148-C	C7TZ 6148-F opt. with B8AZ 6148-D	C7TZ 6148-G opt. with B8AZ 6148-E
61/61/62	A, S, P/C A Special(4/B, 6/B, 8/B)	390 390	3	Hi Lo	C1AZ 6148-A	C1AZ 6148-B	C1AZ 6148-C	C1AZ 6148-D	C1AZ 6148-E
62/63	S Spec. (6/B)	390							

YEAR	RESTRICTIONS	PART NUMBER	QUANTITY				PART NAME AND DESCRIPTION
			352	352 Spec.	390	390 Spec.	
60/60	A, S A Special (4/B)	C1AZ 6200-C C1AE 6200-B	8				ROD ASSY. - CONNECTING
61/63	A, S "Before 11/1/62"	C1AE 6200-C			8		
61/62	P/C "Before 1/15/62"				8		
62/63	S Special (6/B) "Before 11/1/62"				8		
63/63	A, S "From 11/1/62" S Special (6/B) "From 11/1/62"	C3AZ 6200-B			8		#C3AE 6205-A-use with C3AZ 6303-D crankshaft
62/61/62	P/C "From 1/15/62" A Special(4/B, 6/B, 8/B)	C3AZ 6200-F			8	8	
62/62	All High Performance Vehicles	C5AZ 6200-D			8	8	Lemans type-crankshaft rebalancing required
62/62	All High Performance Vehicles	C6AZ 6200-C			8	8	Street type-crankshaft rebalancing required
60/61	A, S A, S(4/B)	B8A 6207-A	8			8	BUSHING - CONNECTING ROD-split type-1. 0435" O. D. -. 040" wall thickness-1. 24" long

6211 CONNECTING ROD BEARING CHART

In the Standard column of the chart below (R) designates red size - (B) designates blue size.
Red size and blue size are optional for selective fit.

YEAR	MODEL	C.I.D.	UPPER	LOWER	PART NUMBER						
					STANDARD	.001" U/S	.002" U/S	.010" U/S	.020" U/S	.030" U/S	.040" U/S
60/62/63	A, S, P/C S Spec. (6/B)	352 390	8	8	C6AZ 6211-A .0758"		C4TZ 6211-K	C4TZ 6211-L	C6AZ 6211-E	C6AZ 6211-F	C6AZ 6211-G
60/62	A Special(4/B, 6/B, 8/B)	352 390	8	8	C5AZ 6211-G .0748"		C1AE 6211-K	C1AE 6211-L	C1AE 6211-M	C1AE 6211-N	
62/62	All High Performance Vehicles	390	8	8	C5AZ 6211-G .0748"						

YEAR	RESTRICTIONS	PART NUMBER	QUANTITY				PART NAME AND DESCRIPTION
			352	352 Spec.	390	390 Spec.	
60/61/62	A, S(2/B, 4/B) P/C	C1TE 6212-A	16		16		NUT - CONNECTING ROD-3/8"-24-. 557" hex. chamfered
61/62	A Special (4/B, 6/B, 8/B)	C0ME 6212-A			16		13/32"-24-use with C0ME 6200-A rod assy.
63/60/61	P/C A, S	C3AZ 6212-A 45218-S8(M172)			16		13/32"-24-use with C3AZ 6200-C Pal nut (connecting rod nut)-3/8"-24
60/61/62	A, S(2/B, 4/B) S Special (6/B)	C1AZ 6214-A	16		16		BOLT - CONNECTING ROD-3/8"-24 x 2 7/32"
61/62	A Special(4/B, 6/B, 8/B)	C2AZ 6214-A			16		13/32"-24 x 2.07"
60/62	P/C "Before 9/15/64" A, P/C, S (4/B)	C0AZ 6250-A	1		1		CAMSHAFT ASSY. - LESS GEAR-hydraulic tappets-#AA at rear
63/62	P/C S Special (6/B)	C3AZ 6250-T C2SZ 6250-A			1	1	Mechanical tappets #VAA
63	S Special (6/B)	C3SZ 6250-A				1	Hydraulic tappets-#"VA" & pink stripe

Identification marking

* Hi Lo mileage

FORD CAR PARTS

YEAR	RESTRICTIONS	PART NUMBER	QUANTITY				PART NAME AND DESCRIPTION
			352	352 Spec.	390	390 Spec.	
61/62	P/C	6250 C1AZ 6250-B			1		CAMSHAFT ASSY. - LESS GEAR - continued
63/	A, S	C3AZ 6250-U	1		1		#NA-mechanical tappets-14 tooth dist. gear
60/62	A Special (4/B, 6/B)	C2AZ 6250-A		1		1	Hydraulic tappets-#YA
62/	All High Performance Vehicles	C3AZ 6250-AA			1	1	Mechanical tappets-7/16"-14 x 61/64" tap at front end-15 teeth on dist. drive gear-22.04" long-cast letter #K & stamped letter #A
63/	All High Performance Vehicles	C4AE 6250-B			1	1	Use with thrust plate kit
63/	All High Performance Vehicles	C8AX 6250-C			1	1	.500 Lift-used on engines properly set up for high R. P. M. operation-camshaft thrust plate kit required-this cam requires .176 adjustable rocker arms
63/	All High Performance Vehicles	C8AX 6250-D			1	1	.515 Lift-steel-use on hydraulic lifter engines
63/	All High Performance Vehicles	C8AX 6250-D			1	1	.600 Lift-steel-full race type-use on high R. P. M. engines-for use on strip or track only-camshaft thrust plate kit, spl. valve springs, seats and retainers are required
60/62	A, S	C2AZ 6A251-C	1		1		CAMSHAFT BEARINGS KIT - STANDARD
Consists of the following Bearings							
1-B8A 6261-AA Front		1-B8A 6263-AA Rear		1-B8A 6270-AA Rear Intermediate			
1-B8A 6262-AA Center		1-B8A 6267-AA Front Intermediate		1-353001-S Plug			
63/	A, S, P/C	C3AZ 6A251-A	1		1		
Consists of the following Bearings							
1-C3AZ 6261-A Front		1-B8A 6263-AA Rear		1-B8A 6270-AA Rear Intermediate			
1-B8A 6262-AA Center		1-B8A 6267-AA Front Intermediate		1-353001-S Plug			
60/62	A, S	B8A 6256-A	1				SPROCKET - CAMSHAFT-cast iron-36 teeth
61/62	A, A Special (4/B, 6/B)					1	
63/	A, S, P/C(2/B, 4/B)	C3AZ 6256-A	1		1		Aluminum-36 teeth
62/63	S Special(6/B)					1	
60/62	A, S	73298-S(N87)	1				Pin-dowel (sprocket to camshaft)-5/16" x 7/8"
61/62	A, S				1		
63/	A, S	73357-S(N87C)	1		1		Dowel(sprocket to camshaft)-5/16" x 1 1/2"
63/	A, S	376095-S7-8(BB178A)	1		1		Bolt (sprocket to camshaft)-7/16"-14 x 1 7/8"
60/	A, S	370301-S8(BB546)	1				Bolt(sprocket to camshaft)-7/16"-14 x 1 1/4"
60/	A, S	44730-S8(X26)	1				Washer-flat-7/16"

6261, 6262, 6263, 6267 & 6270 CAMSHAFT BEARING CHART

YEAR	MODEL	C.I.D.	SIZE	FRONT	FRONT INTERMEDIATE	CENTER	REAR INTERMEDIATE	REAR
60/62	A, A Spec., S	352	Standard	B8A 6261-AA	B8A 6267-AA	B8A 6262-AA	B8A 6270-AA	B8A 6263-AA
61/62	A, S, P/C	390						
61/62	A Spec. (4/B, 6/B, 8/B)	390	.015" U/S	B8A 6261-AB	B8A 6267-AB	B8A 6262-AB	B8A 6270-AB	B8A 6263-AB
63/	A	352	Standard	C3AZ 6261-A	B8A 6267-AA	B8A 6262-AA	B8A 6270-AA	B8A 6263-AA
63/	A, S, P/C(4/B)	390						
63	S Spec. (6/B)	390	.015" U/S	C3AZ 6261-B	B8A 6267-AB	B8A 6262-AB	B8A 6270-AB	B8A 6263-AB

YEAR	RESTRICTIONS	PART NUMBER	QUANTITY				PART NAME AND DESCRIPTION
			352	352 Spec.	390	390 Spec.	
63/	A, S, P/C(2/B, 4/B)	C3AZ 6265-A	1		1		SPACER - CAMSHAFT SPROCKET-1.56" O. D. - 3/4" I. D.
62/63	S Special(6/B)	6267				1	Refer to Camshaft Bearing Chart (Basic No. 6261)
60/	A, S, P/C(2/B, 4/B)	B8A 6268-A	1		1		CHAIN - TIMING - 48 links
60/62	A Spec. (4/B, 6/B, 8/B)			1		1	
62/63	S Special(6/B)					1	
63/	A, S, P/C(2/B, 4/B)	C3AZ 6269-A	1		1		PLATE - CAMSHAFT THRUST-1.80" I. D.
62/63	S Special(6/B)					1	
63/	A(2/B, 4/B)	380041-S	2		2		Screw & washer(plate to cyl. block)-7/16"-14 x 5/8"

Identification marking

FORD CAR PARTS

SECTION 60.6
8 CYL. - 352, 390

233

YEAR	RESTRICTIONS	PART NUMBER	QUANTITY				PART NAME AND DESCRIPTION
			352	352 Spec.	390	390 Spec.	
		6270					Refer to Camshaft Bearing Chart (Basic No. 6261)
60/	A.S. P/C(2/B, 4/B)	C3AZ 6287-A	1		1		ECCENTRIC - CAMSHAFT FUEL PUMP DRIVE
60	A, S	B7A 6290-A	1				SPACER - CAMSHAFT FUEL PUMP ECCENTRIC- 1.44" O. D. -1.02" I. D. - .17" square slot
60/62	A, S	C2AZ 6295-A	1		1		CAMSHAFT THRUST BUTTON and SPRING KIT
62	A, S, S Special (4/B, 6/B, 8/B)					1	
Consists of the following							
1-C1AE 6297-A Spring		1-C2AE 6298-A	Button		1-371760-S7 Bolt (7/16"-14 x 1 19/64")		
		1-356422-S8	Washer (7/16")				
60/63	A	C4AZ 6303-E	1				CRANKSHAFT ASSY. -consists of (1)C4AZ 6303-A, (1)C4AZ 6306-A gear attached with 378704-S key
62/	All High Performance Vehicles	C8AZ 6303-B			1	1	Iron
62/	All High Performance Vehicles	C5AZ 6303-C			1	1	Steel
62/	All High Performance Vehicles	C6AZ 6303-B			1	1	Iron-special pistons required
64/	A	C4AZ 6303-L	1				#2T on No. 3 counterweight
60	A Special (4/B)	C0AE 6303-D		1			
63	P/C "Before 1/15/62"	C3AZ 6303-B			1		Use with C1AE 6200-C rods
61/63	A, S "Before 11/1/62"				1		
61/62	S Special(6/B)					1	
62/63	P/C "From 1/15/62"	C3AZ 6303-C			1		#Oil grooves on all main bearing journals
61/62	A Special(4/B,6/B, 8/B)					1	
63	A, S "Before 11/1/62"	C3AZ 6303-J			1		Includes (1) C4AZ 6306-A, & (1) 378704-S key
63	S Special (6/B)- "Before 11/1/62"					1	
63/	A, S - "From 11/1/62"	C4AZ 6303-G			1		Consists of (1) C4AZ 6303-C, (1) C4AZ 6306-A
64/	P/C				1		gear attached with 378704-S key
63	S Special(6/B)- "From 11/1/62"					1	gear attached with 378704-S key
60/63	A, S	B8A 6306-A	1				SPROCKET - CRANKSHAFT-18 teeth-steel
60	A Special (4/B)			1			
61/63	A, S, (S Special-6/B)				1	1	
61/62	A Special(4/B,6/B, 8/B)					1	
64/	A, S, P/C(2/B, 4/B)	C4AZ 6306-A	1		1		18 teeth
60/	A, S	358985-S(LL12)	1				Key (sprocket to crankshaft)-3/16"
61/	A, S					1	
60/	A, S, P/C(2/B, 4/B)	B8A 6310-A	1		1		SLINGER - CRANKSHAFT OIL-3.31" O. D. - 1.39" I. D.
60/63	A & S Specials(4/B, 6/B, 8/B)					1	
		6312					PULLEY ASSY. - CRANKSHAFT - Also refer to Basic No. 6A312
60/	A, S(2/B, 4/B)	C3AZ 6312-E	1		1		#C4AE 6316-A, B-single sheave-6 19/32" dia. - 1 19/32" long-uses 3/8" belt-includes
62/63	S Special (6/B)					1	(1) C3AZ 6023-A pointer
60/62	A Special (4/B, 6/B)	†C1AZ 6312-A			1		Single sheave-6.60" sheave diam. -8" diam. damper-approx. 1 41/64" o/all length- #C1AE 6316-A.
60/	A, S	355721-S(BB270)	1				Bolt (damper to crankshaft)-5/8"-18 x 1 1/2"- hex. head
60/	A, S	358963-S(LL2)	1				Key (crankshaft damper)-1/4" x 3/4"
61/	A, S					1	
61	A, S	377850-S(BB273A)	1		1		Bolt (damper to crankshaft)-5/8"-18 x 2"
60	A, S(P/S)	B8AZ 6A312-B	1				PULLEY ASSY. - CRANKSHAFT - OUTER - single sheave-steel design-6.62" O. D. -case iron design-6.60" O. D.- Also refer to Basic No. 6312
60	A, S(A/C & P/S, 60 amp. gen., also 50 & 100 amp. H/D alt.)	B8AZ 6A312-C	1				Outer-double sheave-steel design-6.62" O. D. - cast iron design-6.60" O. D.
60	A, S(A/C)	20408-S7(B81)	2				Bolt (pulley to damper)-3/8"-16 x 1 1/8"
60	A, S	20328-S8(B76)	3				Bolt (pulley to damper)-3/8"-16 x 5/8"-used with steel design pulley
		34807-S7(X66)	3				Lockwasher-3/8"

Identification marking

† Includes damper

FORD CAR PARTS

YEAR	RESTRICTIONS	PART NUMBER	QUANTITY				PART NAME AND DESCRIPTION
			352 spec	352	390	390 spec	
61/	A(P/S)-with or without extra cooling "From 2/1/64"	6A312 CIAZ 6A312-D	1			1	PULLEY ASSY. - CRANKSHAFT-OUTER-continued Single sheave-6.60" O. D.
64/	S(not used with A/C or T/E)					1	
61/63	A, S(A/C)	CIAZ 6A312-C	1			1	Double sheave-5.94" outer sheave diam. -6.58" inner sheave diam. -(3) 13/32" bolt holes-1.91" overall length
61/63	A(with 50 amp. -pancake type alternator)		1			1	
61/	S					1	
63/	A(40 amp. gen. ,40, 52, 53 & 60 amp. alt. -except with A/C)		1			1	
64	A(30 amp. gen. & A/C)		1			1	
64/	S(A/C) P/C					1	
64/	A, P/C(A/C with or w/o P/S)	* C4AZ 6A312-B				1	Triple sheave-7 3/4" outer pulley diam. 6 7/64" inner pulley diam. -uses (1) 1/2" belt & (2) 3/8" - Not replaced
64/	A, S(A/C, T/E-with or without P/S)	C4SZ 6A312-B	1			1	Triple sheave-#C5AE-D pulley diameters 7 3/4"- uses (1) 1/2" belt & (2) 3/8" belts
61/	S(P/S)	C1SZ 6A312-A				1	Outer-single sheave-6.60" O. D. -(3) 13/32" diam. bolt holes-1.88" long
60/	A, S(P/S, A/C also 50 & 100 amp. H/D alt.)	20388-S8(B80)	3			3	Bolt (pulley to damper)-3/8"-16 x 1"-used with cast iron design pulley
60	A, S(P/S & A/C)	373293-S8(BB563)	3			3	Screw & washer assy. (pulley to damper)- 3/8"-16 x 1"-hex. head
61/	S(P/S)					3	
60/	A, S	20388-S8(B80)	3			3	Bolt (pulley to damper)-3/8"-16 x 1"-used with cast iron design pulley
62/	A, S	373293-S8(BB563)	3			3	Screw & washer assy. (pulley to damper)- 3/8"-16 x 1"
60/	A, S	CIAZ 6A321-C	1			1	CRANKSHAFT REAR MAIN BEARING SEAL KIT - consists of the following-(2) C1AE 6336-B Seal, (2) C2OZ 6701-A Packing
61/	A, S(4/B)					1	
60/62	A Specials (4/B, 6/B, 8/B)					1	

6333 & 6337 MAIN BEARING CHART

In the size column of the chart below (R) designates Red size - (B) designates Blue size.
Red size and Blue size are optional for selective fit.

YEAR	MODEL	C.I.D.	SIZE	U P P E R	L O W E R	FRONT	FRONT INTERMEDIATE	CENTER	REAR INTERMEDIATE	REAR
60	A Special	352	Std. - .0959" Std. (B)- .0958"	1	1	C4TZ 6333-H	C4TZ 6333-H	B8A 6337-AA B8A 6337-AB	C4TZ 6333-H	C4TZ 6333-H
60/63A, S		352	Std. (R)- .0959"	1	1	C4TZ 6333-H	C4TZ 6333-H	B8A 6337-AA	C4TZ 6333-H	C4TZ 6333-H
61/63A, S		390	.0959"	1	1					
61/63A Special- (6/B)		390	Std. (B)- .0958" .001" .002" .010" .020" .030" .040"	1	1	C4TZ 6333-J C4TZ 6333-K C4TZ 6333-L C4TZ 6333-M C4TZ 6333-N C4TZ 6333-G	C4TZ 6333-J C4TZ 6333-K C4TZ 6333-L C4TZ 6333-M C4TZ 6333-N C4TZ 6333-G	B8A 6337-AB C4TZ 6337-J B8A 6337-AG B8A 6337-AC B8A 6337-AD B8A 6337-AE B8A 6337-AF	C4TZ 6333-J C4TZ 6333-K C4TZ 6333-L C4TZ 6333-M C4TZ 6333-N C4TZ 6333-G	C4TZ 6333-J C4TZ 6333-K C4TZ 6333-L C4TZ 6333-M C4TZ 6333-N C4TZ 6333-G
61/62A Special (4, 6, 8/B)		390	Std. (R)- .0957" Std. (B)- .0961" .002" .010" .020" .030"	1	1	C1AE 6333-A C1AE 6333-B C1AE 6333-C C1AE 6333-D C1AE 6333-E C1AE 6333-F	C1AE 6333-A C1AE 6333-B C1AE 6333-C C1AE 6333-D C1AE 6333-E C1AE 6333-F	C1AE 6337-A C1AE 6337-B C1AE 6337-C C1AE 6337-D C1AE 6337-E C1AE 6337-F	C1AE 6333-A C1AE 6333-B C1AE 6333-C C1AE 6333-D C1AE 6333-E C1AE 6333-F	C1AE 6333-A C1AE 6333-B C1AE 6333-C C1AE 6333-D C1AE 6333-E C1AE 6333-F

Identification marking

FORD CAR PARTS

SECTION 60.6
8 CYL. - 352, 390

235

6333 & 6337 MAIN BEARING CHART - continued

YEAR	MODEL	C.I.D.	SIZE	UPPER	LOWER	FRONT	FRONT INTERMEDIATE	CENTER	REAR INTERMEDIATE	REAR
64/	A, S, P/C	352, 390	Std. - .0959" .001" .002" .010" .020" .030" .040"	1	1	C4TZ 6333-H C4TZ 6333-J C4TZ 6333-K C4TZ 6333-L C4TZ 6333-M C4TZ 6333-N C4TZ 6333-G	C4TZ 6333-H C4TZ 6333-J C4TZ 6333-K C4TZ 6333-L C4TZ 6333-M C4TZ 6333-N C4TZ 6333-G	C4TZ 6337-H C4TZ 6337-J C4TZ 6337-K C4TZ 6337-L C4TZ 6337-M C4TZ 6337-N C4TZ 6337-P	C4TZ 6333-H C4TZ 6333-J C4TZ 6333-K C4TZ 6333-L C4TZ 6333-M C4TZ 6333-N C4TZ 6333-G	C4TZ 6333-H C4TZ 6333-J C4TZ 6333-K C4TZ 6333-L C4TZ 6333-M C4TZ 6333-N C4TZ 6333-G
YEAR	RESTRICTIONS	PART NUMBER	QUANTITY				PART NAME AND DESCRIPTION			
			352	352 spec	390	390 spec				
62/63 60/ 60/62	S Special (6/B) A, S(2/B, 4/B) A Specials(4/B, 6/B, 8/B)	CIAE 6336-B B8KY 6336-A 6337	2 2	 2 2	2 2	2 2	SEAL - CRANKSHAFT REAR MAIN BEARING - #Yellow-asbestos & rubber-2 23/32"long- wedge shaped (in rear main bearing cap) -std. .025" O/S Refer to Main Bearing Chart (Basic No. 6333)			
60/ 60/62 62/63	A, S(2/B, 4/B) A Specials (4/B, 6/B, 8/B) S Specials (6/B)	CIAE 6345-B	10	10	10	10	BOLT - CRANKSHAFT MAIN BEARING CAP - 1/2"-13 x 3 1/2"			
60/ 60/63	A, S, P/C(2/B, 4/B) A & S Specials(4/B, 6/B, 8/B)	B8AZ 6359-A	1	1	1	1	SPACER - CRANKSHAFT DAMPER-steel or cast iron design			
60/62 60/62 61/62	A S(S/T & O/D) A(S/T & O/D)	B8A 6366-A	1 1	 1	 1	 1	COVER ASSY. - FLYWHEEL HOUSING			
63/ 60/ 60/	A(3 or 4/S/T) A, S(S/T & O/D) A, S(S/T & O/D)	C3AZ 6366-A 20308-S7(B40) 34805-S8(X62)	1 4 1or2	 4 1or2	1 4 1or2	 4 1or2	Bolt (bottom cover to flywheel hsg.)-1/4"-20 x 1/2" Bolt (cover to cyl. block)-1/4"-20 x 1/2" Lockwasher-1/4"			
60/61	A, S(S/T & O/D)	20310-S8(B48) 34806-S7(X64)	4 4	 4	4 4	4 4	Bolt (bottom cover to flywheel housing)- 5/16"-18 x 1/2" Lockwasher-5/16"			
62/	A, S	42718-S8(U9)	4	4	4	4	Screw & washer assy. (cover to flywheel hsg.)- 5/16"-18 x 1/2"-hex. head			
60/ 61/	A, S(A/T) A, S(A/T)	B9AZ 6A366-B	1or3	 1or3	 1or3	 1or3	PLATE - FLYWHEEL REINFORCING-5.12" O.D.- 3.34" I.D. -.060" thick			
60/64 61/64 60/62	A, S(S/T & O/D) A(S/T & O/D) A Special(4/B, 6/B, 8/B, S/T & O/D)	B8A 6375-A	1 1	1 1	1 1	1 1	FLYWHEEL and RING GEAR ASSY. - includes ring gear-153 teeth-(6) 5/16"-18 -12.375"pressure plate attaching holes diameter			
60/64 61/64	A, S(A/T) A, S, P/C(A/T)	B8A 6375-B	1	 1	 1	 1	Includes ring gear-.153" teeth-14.98" O.D.-(16) 17/64" bolt holes			
60/64	A, S(A/T)	B9A 6375-C	1	 1	 1	 1	Includes ring gear-15.457" O.D. -153 teeth-(15) .262" bolt holes-12.22" bolt hole center diameter			
60/ 61/	A, S A, S, P/C	B8A 6378-A	1	 1	 1	 1	WASHER - CRANKSHAFT PULLEY or DAMPER RETAINING-1.76" O.D. -.66" I.D. -.212" thick			
60/ 60/62 61/	A, S(S/T & O/D) A Spec. (4/B, 6/B, 8/B) A(S/T & O/D)	B8A 6379-A	6	6	6	6	BOLT - FLYWHEEL TO CRANKSHAFT - 7/16"-20 x 15/16"			
60/ 60/64 61/64	A, S(A/T) A, S(S/T & O/D) A(S/T & O/D)	B8A 6379-B B8A 6384-A	6 1	6 1	6 1	6 1	7/16"-20 x 11/16" hex. head self-locking GEAR - FLYWHEEL RING-153 teeth			
60/62 61/62	A, A Special, S(S/T & O/D) A, A Special(S/T & O/D)	B9AA 6392-B	1	1	1	1	HOUSING ASSY. - FLYWHEEL and CLUTCH- #AJ 6394-D			
63/64	A(3/4/S/T)	C3AZ 6392-A	1	1	1	1	#C3AA 6394-A			
60/ 60/	A, S A, S	20546-S8(B114) 34808-S8(X67)	4or6 4or6	4or6 4or6	4or6 4or6	4or6 4or6	Bolt (flywheel hsg. to cyl. block)-7/16"-14 x 2 1/2" Lockwasher-7/16"			
60/ 61/	A, S A, S(4/B)	EAD 6397-A	2	2	2	2	DOWEL - cylinder block to flywheel housing- 1/2" x 1"			

Identification marking

FORD CAR PARTS

YEAR	RESTRICTIONS	PART NUMBER	QUANTITY				PART NAME AND DESCRIPTION
			352	352 Spec.	390	390 Spec.	
63/63	A, S, P/C(2/B, 4/B) S. Special (6/B)	C3AZ 6411-B	1		1	1	DUST SEAL - engine rear cover plate-14.44" long-.40" width
63/63	A, S, P/C(2/B, 4/B) S Special(6/B)	C3AZ 6411-C	1		1	1	Flywheel housing cover
63/63	A S Special(6/B)	C3AZ 6435-B	1		1	1	GASKET - FLYWHEEL HOUSING-.040" thick-cork and rubber
60/62	A, S	C2AZ 6436-A	1		1		SEAL - STARTER TO FLYWHEEL HOUSING
60/64	A, S, P/C "Before 11/18/63"	C8AZ 6500-A	16				TAPPET ASSY. - VALVE-hydraulic-1.82" long
61/64	A "Before 11/18/63"				16		
61/64	S(4/B), (S Special 6/B)	C4TZ 6500-A			16	16	Hydraulic-approx. 2" long
64/64	A(2/B, 4/B carb.) "From 11/18/63"		16		16	16	
60/62	A Special(4/B, 6/B)	C4AZ 6500-B		16		16	Mechanical-.8742" O.D. -1.85" long
61/61	P/C				16		

6505-07 INTAKE and EXHAUST VALVE CHART

YEAR	C.I.D.	MODEL	EXHAUST VALVE					INTAKE VALVE				
			LENGTH	HEAD DIA.	STEM SIZE	STEM DIA.	PART NUMBER	LENGTH	HEAD DIA.	STEM SIZE	STEM DIA.	PART NUMBER
60	352	A(exc. Special), S	5.36"	1.56"	Std. .003" .015" .030"	.3697" .3727" .3847" .3997"	C2AZ 6505-A C0AZ 6505-S C0AZ 6505-R C0AZ 6505-T	5.44"	2.04"	Std. .003" .015" .030"	.3715" .3745" .3865" .4015"	COAZ 6507-N COAE 6507-S COAZ 6507-R COAE 6507-T
60	352	A Special-forged intake valve - concave head on exhaust valve	5.36"	1.57"	Std. .003" .015" .030"	.3705" .3735" .3855" .4005"	C2AZ 6505-A C2AZ 6505-B C2AZ 6505-C C2AZ 6505-D	5.44"	2.04"	Std. .003" .015" .030"	.3715" .3745" .3865" .4015"	COAZ 6507-N COAE 6507-S COAZ 6507-R COAE 6507-T
63/63	390	All High Perf.Veh.-light weight-not w/tunnel port hds.					C8AX 6505-A					C8AX 6507-A
62/62	390	All High Perf.Veh.-std.weight-solid						5.36"	2.09"	Std.	.3715"	C3AZ 6507-AJ
61/61	352, 390	A, S(exc. A & S Spec.& exc. P/C)-	5.36"	1.57"	Std. .003" .015" .030"	.3697" .3727" .3847" .3997"	C0AZ 6505-N C0AZ 6505-S C0AZ 6505-R C0AZ 6505-T	5.44"	2.04"	Std. .003" .015" .030"	.3715" .3745" .3865" .4015"	C1AZ 6507-A C1AZ 6507-B C1AZ 6507-C C8TZ 6507-D
61/62/63	390 390	P/C S Spec. (6/B carb.)	5.36"	1.57"	Std. .003" .015" .030"	.3705" .3735" .3855" .4005"	C2AZ 6505-A C2AZ 6505-B C2AZ 6505-C C2AZ 6505-D	5.44"	2.04"	Std. .003" .015" .030"	.3715" .3745" .3865" .4015"	C1AZ 6507-A C1AZ 6507-B C1AZ 6507-C C8TZ 6507-D
61/62	390	A Special(4/B&6/B Carb.)	5.36"	1.57"	Std. .003" .015" .030"	.3705" .3735" .3855" .4005"	C2AZ 6505-A C2AZ 6505-B C2AZ 6505-C C2AZ 6505-D	5.44"	2.04"	Std. .003" .015" .030"	.3715" .3745" .3865" .4015"	COAZ 6507-N COAE 6507-S COAZ 6507-R COAE 6507-T

YEAR	RESTRICTIONS	PART NUMBER	QUANTITY				PART NAME AND DESCRIPTION
			352	352 Spec.	390	390 Spec.	
60/60	A, S	B8A 6513-C	16				SPRING - VALVE-one piece design-2.26" long-6 1/2 coils-alternate with B8A 6513-B
60/60	A, S P/C	B8A 6513-B	16 16				Two piece design-consists of the following - (1) Valve spring, (1) Damper spring-alternate with B8A 6513-C for A, S models only
60/63	A & S Specials(4/B, 6/B & 8/B) carb.)	C3AZ 6513-A			16	16	Two piece design-consists of the following - (1) Valve spring & (1) Damper spring
61/61	P/C					16	
61/61	A, S	C1AZ 6513-B				16	Two piece design-damper type-#White

Identification marking

FORD CAR PARTS

SECTION 60.6
8 CYL. - 352, 390

237

YEAR	RESTRICTIONS	PART NUMBER	QUANTITY				PART NAME AND DESCRIPTION
			352	352 Spec	390	390 Spec	
60/	A, S(2/B, 4/B carb.)	C6AZ 6514-A	16		16		RETAINER - VALVE SPRING-1-13/32" O.D. - 27/64" I.D. - 1/2" height
60/62	A Special (4/B & 6/B carb.)	C2AZ 6514-A		16		16	
60/64	P/C "Before 8/1/64"		16		16		
62/63	S Special(6/B carb.)					16	
64/	P/C "From 8/1/64"	C3AZ 6514-A			16		1 31/64" O.D. -9/32" height
60/	A, S	B8A 6515-A	AR				SPACER - VALVE SPRING-1.44" O.D. -1.057" I.D. - .030" thick
60/	A, S	B8A 6517-B	16				SLEEVE - VALVE SPRING RETAINER-.769" flange O.D. -.599" conical O.D. -.36" height
61/	A, S(4/B carb.)				16		
60/	A, S	B8A 6518-A	32			32	RETAINER - VALVE SPRING-.373" to .533" conical O.D. .375" height-#Red
61/	A, S, P/C(4/B)				32		
60/62	A Special(4/B, 6/B & 8/B carb.)		32			32	
60/	A, S(2/B, 4/B carb.)	C1SE 6524-A	2		2		BAFFLE - VALVE SPRING OIL-approx. 18 1/2" long
60/62	A Special(4/B, 6/B & 8/B carb.)			2		2	
61/64	A, S	C2AZ 6524-A	1		1		BAFFLE ASSY. - CRANKCASE VENTILATION - also refer basic No. 6A630
60/	A, S, P/C(2/B, 4/B)	C1DZ 6A527-C	8		8		BOLT - VALVE ROCKER ARM SHAFT SUPPORT- 3/8"-16 x 3"
60/	A, S, P/C(2/B, 4/B)-	C2AZ 6531-B	8		8		SUPPORT - VALVE ROCKER ARM SHAFT - aluminum
60/63	A & S Specials(4/B, 6/B, 8/B)			8		8	Washer-flat-3/8" I.D. -1" O.D.
60/	A, S	372702-S(XX144)	8			8	Lockwasher-3/8"
61/	A, S	34807-S7-8(X66)	8			8	
60/62	A Spec.(4/B, 6/B & 8/B carb.)	B6A 6549-C		16		16	SCREW - TAPPET & ROCKER ARM ADJUSTING - Std. -7/16"-20 x 1.40" long
61/	P/C	C2AZ 6549-A		AR		AR	.0023" O/S
60/	P/C	B8AZ 6563-A	2		2		SHAFT - VALVE ROCKER ARM-18" long-(2) thru holes-(8) 5/32" holes lower half-includes (2) EAA 6572-A plugs
60/62	A Special (4/B & 6/B carb.)	C3AZ 6563-A		2		2	10 holes in shaft-use with mechanical tappets- includes (2) EAA 6572-A plugs
60/	A, S(2/B, 4/B)	B8AZ 6563-D	2		2		Includes (2) EAA 6572-A plugs
60/	A, S	B8AZ 6564-C	16				ARM - VALVE ROCKER - HYDRAULIC TAPPETS
61/	A, S				16		
60/62	A Special (4/B & 6/B carb.)	B8A 6564-B		16		16	ARM and SCREW ASSY. - VALVE ROCKER
61/	P/C				16		
60/62	A Special (4/B & 6/B carb.)	6565					ROD - VALVE PUSH
61/	P/C	B8AZ 6565-C		16		16	9.350" o/all length-(1) oval & (1) cup type end
60	A, S(hydraulic tappets)	C4TZ 6565-B	16			16	Std. -.9.62" o/all length
60/	A, S(2/B, 4/B)		16			16	
		C8AZ 6565-A	AR			AR	.030" U/S
		C4TZ 6565-C	AR			AR	.060" O/S
		C4TZ 6565-D	AR			AR	.060" U/S
60/	A, S(P/S)	B9A 6570-A	1		1		GROMMET - POWER STEERING OIL RESERVOIR COVER STUD-rubber-.32" I.D. -1" O.D. -1/2" thick
60/	A, S(2/B, 4/B)	C4TZ 6571-J	16		16		SEAL - VALVE GUIDE and VALVE STEM Intake & exhaust
60/62	A Special(4/B, 6/B, 8/B carb.)	B8AZ 6571-B		16		16	Intake & exhaust
60/	P/C		16		16		
60/	A, S(P/C- (2/B & 4/B carb.)	EAA 6572-A	4		4		PLUG - VALVE ROCKER ARM SHAFT-cup shaped -.536" diameter-for transmission usage refer
60/62	A Specials(4/B, 6/B, 8/B)			4		4	7D418

6582 VALVE ROCKER ARM COVER CHART

YEAR	MODEL	CLD	PAINTED		CHROME	
			R.H.	L.H.	R.H.	L.H.
60/64	A, S, P/C	352, 390	C3AZ 6582-L	C3AZ 6582-J	C3AZ 6582-F	C3AZ 6582-G
61/63	A & S Specials(4/B, 6/B, 8/B)	390	#Primed	#Primed		

Identification marking

FORD CAR PARTS

YEAR	RESTRICTIONS	PART NUMBER	QUANTITY				PART NAME AND DESCRIPTION
			352	352 Spec	390	390 Spec	
		6582					VALVE ROCKER ARM COVER - continued
60/	A, S	371065-S(BB549)	10				Bolt (cover to cyl. head)-5/16"-18 x 5/8" hex. washer head locking
61/	A, S	371065-S(BB549)			10		Bolt(cover to cyl. head)-5/16"-18 x 5/8" hex. washer head locking
62/63	S Special (C/B carb.)	372995-S13(BB545AA)				10	Screw & washer assy.(cover to cyl. head)-5/16"-18 x 3/4" hex. head
60/	A, S, P/C(4/B)	B9AZ 6584-A	2		2		GASKET - VALVE ROCKER ARM COVER-rubber
60/63	A & S Special (4/B, 6/B & 8/B)		2		2		5/32" thick - optional with C7AZ 6584-A
60/	A, S, P/C(4/B)	C7AZ 6584-A	2		2		Cork composition-optional with B9AZ 6584-A
60/63	A & S Specials(4/B, 6/B, 8/B)		2		2		
60/	A, S	B8A 6587-B	6				SPRING - VALVE ROCKER ARM TO SHAFT
60/63	A & S Special (4/B, 6/B & 8/B)			6		6	LOCATING-approx. 3.73" free length-8 coils-.859" I.D.
61/	A, S, P/C(4/B)					6	
60/	A, S	B8A 6590-A	4or8				WASHER - VALVE ROCKER ARM SHAFT-steel-
60/63	A & S Special(4/B, 6/B & 8/B)			4		4	1.32" O.D. -.86" I.D. -.060" thick
61/	A, S, P/C(4/B)					4	
		72053-S(N52)	AR	AR	AR		Cotter pin-1/8" x 1 1/4"
60/	A, S	B8A 6598-A	4				WASHER - VALVE ROCKER ARM SPRING-
61/	A, S, P/C(2/B, 4/B)					4	1.18" O.D. -.86" I.D. -.008" thick
60	A Special (4/B carb.)					4	
		6600					PUMP ASSY. - ENGINE OIL
60/	A, S(4/B)	C0AZ 6600-A	1		1		Includes (1) each B8AZ 6626-B, B8AZ 6659-A & B9SZ 6659-A gaskets
60	A Special (4/B carb.)	C0AE 6600-C		1			
61/	P/C				1		
62/63	S Special (6/B carb.)					1	
61/62	A Special(4/B, 6/B & 8/B carb)	C3AZ 6600-B				1	Includes (1) each B8A 6626-A & B8A 6659-A gasket
60/	A, S	20408-S7(B81)	2				Bolt (pump to cyl. block)-3/8"-16 x 1 1/8"
61/	A, S	34807-S8(X66)	2		2		Lockwasher-3/8"
		6A603					EMISSION REDUCTION KIT - CONSISTS OF NECESSARY PARTS TO CONVERT TO EMISSION REDUCTION VENTILATION
60	A(2/B carb.)	C3AZ 6A603-E	1				Major kit-used in conjunction with C3AZ 6A603-A attaching kit, C3AZ 6A664-B hose (cut to length) and (2) B7A 8287-A clamps
		C3AZ 6A603-A	1				Used with C3AZ 6A603-E or F major kit
60	A(4/B carb.)	C3AZ 6A603-F	1				Major kit-used in conjunction with C3AZ 6A603-A attaching kit, C3AZ 6A664-B hose (cut to length) and (2) B7A 8287-A clamps
60	S(4/B carb.)	C3AZ 6A603-F	1				Major kit-used in conjunction with C3AZ 6A603-A attaching kit, C3AZ 6A664-B hose (cut to length) and (2) B7A 8287-A clamps
		C3AZ 6A603-A	1				Used with C3AZ 6A603-F major kit
60/	A, S	B8A 6608-A	1				ROTOR and SHAFT ASSY. - OIL PUMP DRIVE - rotor type pump
61/	A, S, P/C(4/B carb.)				1		
60/	A, S	B8A 6616-C	1				PLATE - OIL PUMP BODY
60/62	A Special (4/B & 6/B carb.)			1		1	
61/	A, S, P/C(4/B carb.)				1		
60/	A, S	20324-S8(B41)	4		4		Bolt (cover plate to body)-1/4"-20 x 5/8"
		34805-S8(X62)	4		4		Lockwasher-1/4"
60/	A, S	B8AZ 6A618-A	1				SHAFT - OIL PUMP INTERMEDIATE
61/	A, S, P/C(4/B carb.)				1		
60	A	C0AE 6622-A	1				SCREEN, TUBE and COVER ASSY. - OIL PUMP
60/62	A Special(4/B & 6/B carb.)	C0AZ 6622-E		1		1	
60/	P/C		1		1		
61/	A(4/B)	C2AZ 6622-B	1		1		
60	S	C1SE 6622-B	1				
61/	S				1		
62/	All High Performance Vehicles	C5AE 6622-B			1	1	Deep sump type-used w/deep sump oil pan
60/	A, S	20346-S8(B50)	2		2		Bolt (screen to oil pump)-5/16"-18 x 3/4"
		34806-S7(X64)			2		Lockwasher-5/16"

FORD CAR PARTS

SECTION 60.6
8 CYL. - 352, 390

239

YEAR	RESTRICTIONS	PART NUMBER	QUANTITY				PART NAME AND DESCRIPTION
			352	352 Spec	390	390 Spec	
60/ 60/62	A, S, P/C(2/B, 4/B) A, S Special(4/B, 6/B & 8/B)	B8AZ 6626-B	1	1	1	1	GASKET - OIL PUMP INLET TUBE FITTING
60/	A, S, P/C(2/B, 4/B)	B8A 6629-A	1		1		RING - OIL PUMP INTERMEDIATE SHAFT RETAINER-.52" O.D. -6 prongs
		6A630-A					DUCT - CRANKCASE VENTILATION
60/ 61	A, S A, S	B9AZ 6A630-B	1			1	Lower-refer to Product Service Letter P-415
60/ 61	A, S A, S	381709-S(UU52G)	3			3	Screw(lower vent duct to manifold)- 1/4"-20 x 3/8" hex. washer head
61/62 62/63	A Special(4/B & 6/B carb.) S Special(6/B carb.)	C3AZ 6A630-A				1 1	
62/63	S Special(6/B carb.)	20309-S8(B150)				4	Bolt (crankcase vent duct to manifold)- 1/4"-28 x 1/2" hex. head
60/ 61/	A, S A, S(4/B)	B9AZ 6A630-C	1			1	BAFFLE - PUSH ROD VALLEY CRANKCASE VENTILATION-upper-approx. 19.87" x 10.44"- refer to Product Service Letter P-415
60/62 62/63	A Special(4/B & 6/B carb.) S Special(6/B carb.)	C0AE 6A631-A		1		1 1	ELEMENT - CRANKCASE VENTILATION OIL SEPARATOR
60	A Special(4/B carb.)	C0AE 6A632-A			1		GASKET - CRANKCASE VENTILATION OIL SEPARATOR
61/62 62/63	A Special(4/B & 6/B carb.) S Special(6/B carb.)	C1AE 6A632-A				1 1	
60/62 62/63	A Special(4/B & 6/B carb.) S Special(6/B carb.)	C0AE 6A633-A		1		1 1	RETAINER - CRANKCASE VENTILATION OIL SEPARATOR ELEMENT
60/ 61/62 62/	A, S A, P/C S(4/B carb.)	C0AZ 6A636-B	1			1 1 1	GASKET - OIL FILTER ADAPTER TO CYLINDER BLOCK-rubber
61/62	A Special(4/B & 6/B carb.)	C0AZ 6A636-B				2	GASKET - CRANKCASE OIL COOLER SPACER TO CYLINDER BLOCK
60/ 61/	A, S A, S(2/B, 4/B)	B8AZ 6659-A	1	1		1	GASKET - OIL PUMP TO BLOCK -#rubber - .010" thick
		6A664					HOSE - CRANKCASE VENTILATION TUBE - EMISSION REDUCTION CONTROL- Also refer to Basic No. 6853 Intake Manifold Type
		C3AZ 6A664-A	AR	AR	AR	AR	1/2" I.D. -25 ft. long-cut to required length
62/64 61	A, S, A Special A, S	★C1AE 6A664-C		lor2		lor2	2" long-attach tube to adapter and/or valve
61	A Special(4/B carb.)	★C1AE 6A664-J	1			1	8 1/4" long-attach tube & valve to adapter
62/64	A	★C1AE 6A664-M				1	7" long-attach tube & valve to adapter
62/64	A, S, P/C	★C2AE 6A664-C	1				5 5/8" long-attach brkt. & conn.to carb. spacer
62/64 62	A, S, P/C A Special(4/B carb.)	★C3AE 6A664-A	1			1	4 3/4" long-attach brkt. & cover to carb. spacer 3 1/2" long-attach brkt. & cover to tube
62/63	S Special(6/B carb.)	★C2SE 6A664-A				1	5 5/8" long-attach adapter to valve & tube
62	A Special(4/B carb.)	★C1AE 6A664-S				1	5" long-attach brkt. & cover to carb. spacer
61/64 62	A, S A Special(6/B carb.)	BPA 18572-A	AR			AR	Clamp-hose
61/63	A	★376404-S	AR				Clamp-hose
							Rocker Arm Cover Type
64/	A	★C4AE 6A664-B	1				8 1/2" long-attach cap to air cleaner- NOTE 1
61/64 61/	A, S A	C2AZ 6A665-A				1	ADAPTER ASSY. - CRANKCASE VENTILATION - EMISSION REDUCTION CONTROL
61/62 62/63	A Special(4/B & 6/B carb.) S Special(6/B carb.)	C1AE 6A665-H				1 1	
62/63	S Special(6/B carb.)	20309-S8(B150)				2	Bolt (adaptor to manifold)-1/4"-28 x 1/2" self- tapping
60/ 61/	A, S A, S, P/C(4/B carb.)	C0AZ 6666-A	1			1	PLUG - OIL RELIEF VALVE-in oil pump body- cup type-.559" & .567" O.D. -.361" height- .114" orifice
61/62	A Special (4/B carb.)	C2DZ 6666-A				3	Plug (cyl. block oil passages)-9/16" cup type

NOTE 1 - Cut from C3AZ 6A664-B

Identification marking

FORD CAR PARTS

YEAR	RESTRICTIONS	PART NUMBER	QUANTITY				PART NAME AND DESCRIPTION
			352	352 Spec.	390	390 Spec.	
60	A, S	C3AZ 6A666-E	1				VALVE ASSY. - CRANKCASE VENTILATION REGULATOR - EMISSION REDUCTION CONTROL
61	A, S	C1AZ 6A666-D	1		1		#C5AE 6A666-D-approx. 2 7/8" long-3/4"-16 threads one end
62/64	A, S	C1TZ 6A666-A	1		1		#C4TE 6A666-B or C-2 7/8" long-1/4"-18 male threads one end
62	A Special(4/B, 6/B & 8/B carb.)					1	
62/63	A Special(6/B carb.)	376410-S(II-176F)				1	Elbow-65° (valve to intake manifold)
60	A Special(4/B carb.)	8EL 6669		1			GASKET - OIL COOLER OIL RELIEF VALVE
61/62	A Special(4/B & 6/B carb.)	C0ME 6670-A				1	SPRING - CYLINDER BLOCK MAIN OIL GALLEY RELIEF VALVE PLUNGER-rear-18 active coils- 2.34" long-.468" O. D.
60/	A, P/C	C6AZ 6670-A	1		1		SPRING - OIL PUMP BODY RELIEF VALVE - 1 63/64" free length
60/	A, S(4/B)				1		
61/62	A Special(4/B & 6/B carb.)	C1AE 6670-A				1	16 3/4 coils-2.01" long-.47" O. D.
61/62	A Special(4/B & 6/B carb.)	B9AE 6674-B				1	PLUNGER - CYLINDER BLOCK MAIN OIL GALLERY RELIEF VALVE-rear-1.81" long- .4933" O. D. for .77"-.18" O. D. for 1"
60/	A, S	B9AE 6674-A	1				PLUNGER - OIL PUMP BODY RELIEF VALVE - use with C0AZ 6600-A pump
60/	A, S(exc. P/C-NOTE 1)				1		
61/62	A Special(4/B & 6/B carb.)	C1AE 6674-A			1	1	Approx. 2.59" long
60/	A, P/C	C6AZ 6675-A	1		1		PAN ASSY. - ENGINE OIL
62/	All High Performance Vehicles	C8AX 6675-A			1	1	Deep sump-7 qt. -requires special pick up
60/	S, S Special (6/B)	C6OZ 6675-A	1		1	1	
60/62	A Special(4/B & 6/B carb.)	C1AE 6675-F		1		1	
61/	A, S	373994-S(XX348E)	2		2		Washer (rear brg. seal bolts)-sealer type spring
60/	A, S	20326-S7(B49)	20		20		Bolt(oil pan to cyl. block)-5/16"-18 x 5/8" hex. hd.
		34806-S7(X64)	20		20		Lockwasher-5/16"
60/64	A	AE 6677-A	1				COVER - STARTER PINION-2.62" ridge O. D. - 1.30" o/all length
61/64	A(S/T & O/D)				1		
60	A, S	EAA 6700-B	1				OIL SEAL - CYLINDER FRONT COVER-2.571" O. D. -1.815" I. D. - .313" thick
61/	A, S, P/C(4/B)	C3AZ 6700-A	1		1		
60/63	A & S Specials(4/B, 6/B, 8/B)			1		1	
60/	A, S, P/C(4/B carb.)	C2OZ 6701-A	2		2		PACKING - CRANKSHAFT - REAR-6 1/2" long- 27/64" wide-7/32" thick-cut to length-rope type
60/62	A, S Specials(4/B, 6/B & 8/B			2		2	
62/63	S Special (6/B)					2	
60/	A, S(4/B)	B8AZ 6701-A	2		2		Rubber-formed seal-3.40" dia. -split lip type
60/62	A Special(4/B, 6/B, 8/B)			2		2	
62/64	A, S	C2AZ 6A706-A	1		1		BRACKET and CONNECTOR ASSY. - CRANKCASE VENTILATION TUBE - EMISSION REDUCTION CONTROL
62	A Special(4/B carb.)	C2AZ 6A706-B				1	
62/64	A(S/T & O/D)	20310-S8(B48)	2				Bolt (bracket & connector to intake manifold)- 5/16"-18 x 1/2"
62/64	A(S/T & O/D)	34806-S7(X64)	2		2		Lockwasher-5/16"
60/	A, S, P/C	C0AZ 6710-A	1	1	1	1	GASKET - ENGINE OIL PAN - rubber
60/	A, S, P/C(A & S Special-4/B, 6/B, 8/B)	C3AZ 6730-A	1	1	1	1	PLUG - ENGINE OIL PAN DRAIN-1/2"-20- includes (1) C2OZ 6734-A gasket
60/62	A Special(4/B, 6/B & 8/B carb.)	C1AZ 6731-A			1		ELEMENT ASSY. - ENGINE OIL FILTER - WITH GASKETS-"Spin-on" one piece filter-has 3/4"-16 female threads
62/63	S Special(6/B carb.)					1	
60/	A, S, P/C(4/B carb.)		1		1		

NOTE 1 - Plunger for 8 cyl. 390 P/C serviced in C0AE 6600-C Pump Assy. only

Identification marking

FORD CAR PARTS

SECTION 60.6
8 CYL. - 352, 390

241

YEAR	RESTRICTIONS	PART NUMBER	QUANTITY				PART NAME AND DESCRIPTION
			352	352 Spec	390	390 Spec	
60/	A, P/C, S(S Special 6/B)	C2OZ 6734-A	1	1	1	1	GASKET - ENGINE OIL PAN DRAIN PLUG - #Nylon-13/16" O. D. -1/2" I. D. -5/64" thick
60/62	A Specials(4/B, 6/B, 8/B carb.)			1		1	
60/64	A	C5AZ 6750-D	1				INDICATOR ASSY. - OIL LEVEL- 17.55" shield to full
60	S "Before 4/1/60"		1				18.59" shield to add
61/62	A				1		19.59" shield to end-optional with C3AZ 6750-C
63/64	A				1		#Chrome plated handle
60/64	A	C3AZ 6750-C	1		1		17.55" shield to full
60	S "Before 4/1/60"		1				18.59" shield to add
							20.40" shield to end-optional with C5AZ 6750-D
60	A Special(4/B carb.)	C2AZ 6750-A		1			17.34" from shield to full mark
61/62	A Special(4/B & 6/B carb.)					1	17.89" shield to add
							20.40" shield to end-use with B8A 6754-A tube
60	S "From 4/1/60"	C0SE 6750-A	1				#Daub Yellow paint on handle
61/62	S	C1SZ 6750-A			1		24.18" shield to full
							25.90" shield to add
							27.28" shield to end-includes(1) C2SE 6754-A tube
62/64	S "From 10/10/61"	C2SZ 6750-A			1		24.18" shield to full
							25.90" shield to add
							27.28" shield to end
62/63	S Special(6/B)	C5SZ 6750-A			1		20.06" shield to full
						1	22.22" shield to add
							23.22" shield to end
61/64	P/C	C4AZ 6750-B			1		#Black plug in handle
							17.92" shield to full
							18.94" shield to add
							20.16" shield to end
61/62	S "Before 10/10/61"	C1SZ 6750-A			1		INDICATOR and TUBE - OIL LEVEL KIT-consists of (1) C2SZ 6750-B & (1) C2SZ 6754-A
60/	A, S, P/C(2/B, 4/B)	C5AZ 6754-D	1		1		TUBE - OIL LEVEL INDICATOR - Refer to Basic No. 6750
61/62	S "Before 10/10/61"				1		
60/62	A Special(4/B, 6/B, 8/B)			1		1	
61/62	S "Before 10/10/61"	C1SZ 6750-A			1		Kit-includes dip stick & tube
62/64	S "From 10/10/61"	C2SZ 6754-B			1		
61/64	P/C	C3AZ 6754-C			1		
60/64	A, P/C	C0AE 6758-C	1		1		TUBE - CRANKCASE VENTILATION - NON-EMISSION REDUCTION-attaches to rear of int. manifold-approx. 29 3/4" long-includes bracket - Also refer to Basic No's. 6A664, 6A665 & 6853
60/61	S		1		1		
60/64	A	C1AZ 6758-D	1		1		To convert to non em/re
62/64	S	C2SZ 6758-A			1		Attaches to rear of int. manifold-approx. 28 5/32" long-includes bracket
60/62	A Specials(4/B & 6/B carb.)	C0AE 6758-E		1		1	Attaches to rear of int. manifold-approx. 21 19/32" long
61	A, S	C1AE 6758-C	1		1		TUBE - CRANKCASE VENTILATION - EMISSION REDUCTION-attaches to rear of int. manifold-approx. 23 23/64" long - Also refer to Basic No's. 6A664, 6A665 & 6853
62/64	A	C3AZ 6758-C	1		1		Attaches to rear of int. manifold-approx. 14 27/32" long
62	A Special(4/B carb.)	C2AZ 6758-B			1		Attaches to rear of int. manifold-approx. 10 1/2" long
62/63	S Special(6/B carb.)	C2SZ 6758-B			1		Attaches to rear of int. manifold
62	A Special(6/B carb.)	C2AZ 6758-E			1		Attaches to rear of int. manifold-approx. 9 21/32" long
61	A(except power brakes)	359944-S(II-165)	1		1		Elbow (tube to int. manifold)-3/8"-18 male thread-3/4"-18 female thread
61	S				1		
61	A, S	374266-S(GG201)			1		Clip (tube & dist. vacuum line to int. manifold)
61	A(power brakes)	374262-S(II-146M)	1		1		3 way tee (tube to int. manifold)-3/8"-18 male thread-1/2"-20 & 3/4"-18 female threads

Identification marking

FORD CAR PARTS

YEAR	RESTRICTIONS	PART NUMBER	QUANTITY				PART NAME AND DESCRIPTION
			352 Spec	352 Spec	390 Spec	390 Spec	
60/63 60/63 61/62	A "Before 4/1/63" S A, S(w/o emission reduction)	C3AZ 6763-A	1 1				PIPE and AIR SCOOP ASSY. - OIL FILLER - refer to product service letter P-415
60/64	A, S	C3AZ 6763-A	1		1		PIPE - ENGINE OIL FILLER
63/64	S "From 4/1/63"	C3SZ 6763-B				1	
60/64 60/62 60 62/64	A, P/C A & S Special (4/B, 6/B & 8/B) S S	6766 B6AZ 6766-A	1		1		CAP - OIL FILLER & BREATHER - NON-EMISSION #Black
61	S	C2SZ 6766-A C1ME 6766-A	1	1		1	#Chrome #Black
		6766					CAP - OIL FILLER & BREATHER - EMISSION REDUCTION
60/64 60/63	A, S, P/C(2/B, 4/B) - "Before 4/1/63" A, S Special (4/B, 6/B & 8/B)	B6AZ 6766-A	1		1		INTAKE MANIFOLD TYPE #Black
63/64	A, S, P/C(2/B, 4/B) "From 4/1/63"	C2SZ 6766-A B6AZ 6766-A C4DZ 6766-C	1 1 1	1 1 1	1 1	1 1	#Chrome #Black #Chrome
		*6766	*		*	*	OIL SEPARATOR - Retain 6A666 valve-see basic 6A665
		*6853	*	*	*	*	HOSE - CRANKCASE VENTILATION Cut from B4C 4090-A-3/8" I. D. Cut from C3AZ 6A664-A-1/2" I. D. Cut from C3AZ 6A664-B-5/8" I. D. Also refer to Basic 6A664
60	A Special(4/B carb.)	B8QH 6874-A		1			PLUNGER - OIL COOLER RELIEF VALVE - 1.81" long-.498" O. D. -(3) grooves
60/ 61/ 60/ 61/ 60	A, S A, S, P/C(4/B) A, S A, S A Special(4/B carb.)	C0AE 6881-A 352464-S8(BB139) 20546-S8(B114) 34806-S7(X64) 44722-S8(X19)	1 4 4 4 4			1 4 4	ADAPTER and INSERT ASSY. - OIL FILTER - spin on type filter Bolt (adapter to block)-5/16"-18 x 1 1/8" Bolt (adapter to block)-7/16"-14 x 2 1/2" Lockwasher-5/16" Washer-flat-5/16"
60/ 61/	A, S A, S	B8A 6890-A	1			1	INSERT - OIL FILTER MOUNTING BOLT - 3/4"-16 external threads-1/2" I. D. -1.30" long-use with "Spin-On" type filter-attach filter to adaptor
64	A	C4AZ 6980-A	1			1	ENGINE DRESS-UP KIT - CHROME FINISH
	Consists of the following						
	1-C2SZ 2162-A	Cap (master cylinder)			1-C2SZ 8100-A	Cap (radiator)	
	1-C3AE 6A505-B	Cover (rocker arm)-L. H.			1-C4AZ 8A611-B	Guard (fan)-without A/C	
	1-C3AZ 6582-F	Cover (rocker arm)-R. H.			1-B7Q 9155-A	Filter (fuel)	
	1-C3AZ 6750-C	Dip stick (oil level)-352, 390 engine			1-C4DZ 9600-C	Air cleaner (carburetor)	
	1-C3MY 6750-A	Dip stick (oil level)-427 engine			2-20324-S13	Bolt-1/4"-20 x 5/8"	
	1-C3ME 6766-A	Cap (oil filler)			10-372995-S13	Bolt-5/16"-18 x 5/8"	

FORD CAR PARTS

SECTION 60.7
8 CYL. - 406, 427

243

YEAR	RESTRICTIONS	PART NUMBER	QUANTITY				PART NAME AND DESCRIPTION
			406	427			
		6007					ENGINE ASSEMBLY
62/	All High Performance Veh. - (S.O.H.C.) -8/B	†C6AE 6007-359J		1			Identification tag code-359
62/	All High Performance Veh. - (S.O.H.C.) -4/B	†C6AE 6007-363S		1			Identification tag code-363
62/63	A Spec.(4/B, 6/B & 8/B carb.)	C2AZ 6008-D	1				COMPLETE GASKET SET - ENGINE OVERHAUL
Consists of the following							
	1-C0AE 6020-C Gasket	1-B8AZ 6626-B Gasket				1-C8PZ 8255-U Gasket	
	2-C2AZ 6051-A Gasket	1-C0AZ 6A636-B Gasket				2-B8A 8507-A Gasket	
	2-C1AE 6336-B Seal	1-B8AZ 6659-A Gasket				1-C2AZ 8513-A Gasket	
	1-C3AZ 6411-B Seal	1-C3AZ 6700-A Seal				1-C3AZ 9417-C Gasket	
	1-C3AZ 6411-C Seal	2-C2OZ 6701-A Packing				1-C8AZ 9A424-A Seal	
	16-B8AZ 6571-B Seal	1-C0AZ 6710-A Gasket				1-C8AZ 9A425-A Seal	
	2-B9AZ 6584-A Gasket	1-C2OZ 6734-A Gasket				2-C8AZ 9441-A Gasket	
63/	A Spec.(4/B, 6/B & 8/B carb.)	C3AZ 6008-E		1			
Consists of the following							
	1-C0AE 6020-C Gasket	1-B8AZ 6626-B Gasket				1-C8PZ 8255-U Gasket	
	2-C3AZ 6051-B Gasket	1-C0AZ 6A636-B Gasket				2-B8A 8507-A Gasket	
	2-C1AE 6336-B Seal	1-B8AZ 6659-A Gasket				1-C2AZ 8513-A Gasket	
	1-C3AZ 6411-B Seal	1-C3AZ 6700-A Seal				1-C3AZ 9417-C Gasket	
	1-C3AZ 6411-C Seal	2-C2OZ 6701-A Packing				1-C8AZ 9A424-A Seal	
	16-B8AZ 6571-B Seal	1-C0AZ 6710-A Gasket				1-C8AZ 9A425-A Seal	
	2-B8AZ 6584-A Gasket	1-C2OZ 6734-A Gasket				2-C8AZ 9441-A Gasket	
62/	A Special (4/B, 6/B, 8/B carb.)	B9AE 6A008-A	4	4			DOWEL - CYLINDER HEAD TO CYLINDER BLOCK - .7355" O.D. - .61" I.D. - .44" height- split
62/63	A Special (4/B & 6/B carb.)	*C3AZ 6009-B	1				CYLINDER ASSY. - Includes cylinder block with all internal parts of the engine but does not include cylinder heads, oil pan or cylinder front cover -mechanical tappets
63/	A Special (8/B carb.)	C6AZ 6009-AG		1			Mechanical tappets-4. 23" bore
62/63	A Special (4/B & 6/B carb.)	ΔC3AZ 6010-E	1				BLOCK ASSY. - CYLINDER -4. 13" bore-mechanical tappets
63/64	A Special(4/B, 8/B carb.)	C8AZ 6010-B		1			Hydraulic tappets-4. 23"bore-used with mechanical tappet engines-when used for racing purposes with mechanical tappets (2) C4TZ 6026-A plug type valves must be used to plug two rear valley oil tappet gallery holes.
60/	A Special(4/B, 6/B, 8/B)	73249-S(N88)	2	2			Dowel(cyl. block to clutch housing)-3/8" x 9/16"
62/63	A Special (4/B & 6/B carb.)	*73268-S	1				Dowel (intake man. to cyl. block)-5/16" x 11/16"
62/	A Special(4/B, 6/B, 8/B)	43011-S(B263)	6	6			"Cross-bolt"(used to reinforce block)-3/8"-16 x 2 5/8"- slotted hex. head
62/	A Special(4/B, 6/B, 8/B)	*377862-S	6	6			Flat washer-3/8"-1" O.D. -13/64" thick-case hardened
62/63	A Special (4/B & 6/B carb.)	C2DZ 6666-A	3				PLUG - CYL. BLOCK OIL PASSAGES - 9/16" cup type
62/	A Special(4/B, 6/B, 8/B)	353001-S(PP85)	1	1			Plug(cylinder block camshaft rear bearing hole)-2 3/8"-cup type
62/63	A Special (4/B & 6/B carb.)	376635-S(PP66A)	2				Plug-cup type (oil line front face)- 29/64" dia.
		376635-S8(PP66A)	1				Plug-cup type (oil gallery-front)
62/63	A Special (4/B carb.)	*375282-S8	1				Plug (cyl. block rear main oil gallery)-5/8"-18 countersunk head-7/16" height-dealer improvise-retains 6670 & 6674
62/	A Special(4/B, 6/B)	371058-S(PP73)	1	1			Plug(cylinder block rear)-cup type-3/4"
63/	A Special(4/B, 8/B)	357167-S(PP82B)		6			Plug-cup(core holes in 6010)-1 3/4"
62/	A Special(4/B, 6/B, 8/B)	C2AZ 6019-A	1	1			CYLINDER FRONT COVER KIT
Consists of the following							
	1-C0AE 6020-C Gasket (cylinder front cover)	1-C3AZ 6700-A Oil seal(cylinder front cover crankshaft)					
	1-C0AE 6023-C Pointer(timing)-(except 4/B Special)	1-C1SZ 9417-A Gasket (fuel pump mounting)					
	1-C0AE 6023-D Pointer(timing)-(4/B Special)	4-374408-S Bolt-5/16"-18 x 3/4"					
	1-C2AE 6059-C Cover (cylinder front)	2-373913-S Screw-No. 10-24 x 5/16"					
		4-374409-S Bolt-3/8"-16 x 7/8"					

Δ Includes (2) 376893-S bolts, (2) 376894-S flat washers and (2) 376895-S flat washers. If used with camshaft thrust button and spring use to plug holes in front of block. If used with thrust plate use to retain plate to block.

* Does not include tappets

† Does not include Headers, Starter, Fan, Clutch, Fuel Pump and Alternator

FORD CAR PARTS

YEAR	RESTRICTIONS	PART NUMBER	QUANTITY				PART NAME AND DESCRIPTION
			406	427			
62/	A Special(4/B, 6/B, 8/B)	C0AE 6020-C	1	1			GASKET - CYLINDER TIMING CHAIN/TIMING GEAR FRONT COVER - (4) .411" & (4) .348"holes-.030" thick-used with aluminum cover
62/63	A Special (4/B & 6/B carb.)	C0AE 6023-D	1				POINTER - TIMING - 2 1/2" overall length-(2) 7/32" holes-used with aluminum cover
63/	A Special(4/B, 6/B, 8/B)	C2AZ 6023-B		1			3 7/8" overall length (2) 7/32" holes
		6038					INSULATOR ASSY. - ENGINE FRONT SUPPORT
62	A Spec. (4/B, 6/B, 8/B)	C2SZ 6038-A	1				R. H.
		C2SZ 6038-A	1				L. H.
63/64	A Spec. (4/B, 6/B, 8/B)	C3AZ 6038-A	1	1			R. H.
		C3AZ 6038-B	1	1			L. H.
63/	A Special	33845-S8(M57)	2				Nut(6038 to No. 2 crossmember)-1/2"-13 hex.
		357625-S7(XX304)	2				Lockwasher-7/16"
		351428-S7(XX166)	2				Washer-flat-7/16"
62/	A Special	20390-S8(B102)	4	4			Bolt(engine front support insulator to cyl. block)-7/16"-14 x 1"-hex.head
		34671-S8(M67)	4	4			Nut-7/16"-14
		357625-S7-8(XX304)	4	4			Lockwasher-7/16"
63/	A Special (4/B & 8/B carb.)	C3AZ 6C038-A		1			SHIELD- ENGINE MOUNT HEAT-R.H. -triangular
		C3AZ 6C038-B		1			L.H. -triangular
		34808-S8(X67)		4			Lockwasher (R.H. & L.H. 6038 to engine)
62/63	A Spec. (4/B, 6/B & 8/B carb.)	C3AZ 6049-H	2				HEAD - CYLINDER-#C3AE 6090-C-Includes (1) C2AZ 6051-A & (8) C3AZ 6A536-A valve seat-use with C3AZ 6505-E valves
62/	All High Performance Veh.	C8OZ 6049-K	2	2			
62/	All High Performance Vehicles	C4AE 6049-F	2	2			High riser type-includes (1) C3AZ 6051-B gasket-matching 4/B & 8/B high riser intake manifolds & lightweight valves are required-use w/406 C.I.D. blocks that are chamfered to provide sufficient valve clearance
62/	All High Performance Vehicles	C8AX 6049-A	2	2			Tunnel port type-includes (1) C3AZ 6051-B gasket-A tunnel port manifold is mandatory w/these heads & spl. lightweight valves are required-use w/406 C.I.D.w/chamfered block for proper valve clearance
63	A Spec. (4/B & 8/B carb.)- "Before 3/15/63"	C3AZ 6049-G		2			#C3AE 6090-D-includes (1) C3AZ 6051-B-use with C0AE 6507-N valves
63/64	A Special(4/B, 8/B carb.)- "From 3/15/63"	C3AZ 6049-K		2			#C3AE 6090-J-includes (1) C3AZ 6051-B gasket-use with C3AZ 6507-J valves
62/63	All High Performance Vehicles	C5AZ 6049-C	2				Block must be chamfered to assure proper valve clearance-special lightweight valves must be used
62/	A Special(4/B, 6/B, 8/B)	357167-S(PP82B)	4	4			Plug (cylinder head end)-1 3/4" diam. -cup type
62/63	A Special (4/B & 6/B carb.)	C2AZ 6051-A	2				GASKET - CYLINDER HEAD - steel
63/	A Special(4/B, 6/B, 8/B)	C3AZ 6051-B		2			Steel-.015" thick-#C3AE 6051-B
60/62	A Spec. (4/B, 6/B, 8/B carb.)	C0AA 6054-A	1				RETAINER - ENGINE REAR SUPPORT
63/64	A Spec. (4/B, 6/B, 8/B carb.)	C3AZ 6054-A	1	1			
62/	A	20392-S8(B120A)	2	2			Bolt(ret. to trans. ext.)-1/2"-13 x 7/8" hex.head
		20411-S7(B184)	2	2			Bolt(rear suppt. to frame)-7/16"-20 x 1 1/8" hex. hd.
		34671-S8(M67)	2	2			Nut-7/16"-20
		356590-S(XX171)	2	2			Washer-flat-.47" I.D. -.78" O.D. -.10" thick-steel
		357625-S7-8 (XX304)	2	2			Lockwasher-7/16"
63/	A Special(4/B, 6/B, 8/B)	C1AE 6065-A	10	10			BOLT - CYLINDER HEAD - 1/2"-13 x 4 29/64"
63/	A Special(4/B, 6/B, 8/B)	C1AE 6065-C	10	10			1/2"-13 x 2 7/8"
62/	A Spec. (4/B, 6/B & 8/B)	351453-S8(XX186)	20	20			Washer-flat-1/2"
62/	A	20392-S8(B120A)	2	2			Bolt (ret. to trans. ext.)-1/2"-13 x 7/8" hex.head
		20411-S7(B184)	2	2			Bolt(rear suppt. to frame)-7/16"-20 x 1 1/8"hex.hd
		34671-S8(M67)	2	2			Nut-7/16"-20
		356590-S(XX171)	2	2			Washer-flat-.47" I.D. -.78" O.D. -.10" thick-steel
		357625-S7-8 (XX304)	2	2			Lockwasher-7/16"
62	A Spec. (4/B, 6/B, 8/B carb.)	C1AA 6068-A	1				SUPPORT ASSY. - ENGINE REAR
63/64	A Spec. (4/B, 6/B, 8/B carb.)	C3AZ 6068-C	1	1			
62/63	A Special (4/B & 8/B carb. S/T & O/D)	ΔC4AZ 6B068-A	1				KIT - HIGH PERFORMANCE ENGINE-to convert to (3) 2/B carbs. -refer 9B843 for accel. control kit
64	A Special (4/B & 8/B carb.)-with em/re-S/T or O/D			1			

Identification marking

Δ When servicing 1963 (406) models C3AZ 10911-A adaptor must be used

FORD CAR PARTS

SECTION 60.7
8 CYL. - 406, 427

245

YEAR	RESTRICTIONS	PART NUMBER	QUANTITY				PART NAME AND DESCRIPTION
			406	427			
62/63	A Special(4/B, 6/B, 8/B) Consists of the following 2-C2AZ 6051-A Gasket (cylinder head) 16-B8AZ 6571-B Seal (valve stem) 2-B9AZ 6584-A Gasket (rocker arm cover) 1-C8PZ 8255-U Gasket (water outlet)	C2AZ 6079-D	1				GASKET SET - VALVE GRND 1-C8AZ 9A424-A Seal (intake manifold-rear) 1-C8AZ 9A425-A Seal (intake manifold-front) 2-C8AZ 9441-A Gasket (intake manifold)
63/	A Spec. (4/B, 6/B & 8/B carb.) Consists of the following 2-C3AZ 6051-B Gasket (cylinder head) 16-B8AZ 6571-B Seal (valve stem) 2-B9AZ 6584-A Gasket (valve cover)-rubber 1-C8PZ 8255-U Gasket (water connection)	C3AZ 6079-D		1			1-C8AZ 9A424-A Seal (intake manifold-rear) 1-C8AZ 9A425-A Seal (intake manifold-front) 1-C8AZ 9441-A Gasket (intake manifold)
		6108					PISTON ASSY. - SOLID TYPE - 3 rings-includes piston pin and retainer
62/63	A Special(4/B, 6/B, 8/B carb.)	C2AZ 6108-B	8				Standard
63/	A Special(4/B carb.)	C3AZ 6108-M		8			Standard-eyebrow type
63/	A Spec. (8/B carb.)	C3AZ 6108-W		8			.003" O/S-eyebrow type
63/	All High Performance Veh.	C8AX 6110-A		8			PISTON - LESS PIN - pop-up type requires dyke top ring
63/	All High Performance Veh.	C8AZ 6110-A		4			Pop-up type-R. H. -requires .120 piston to valve clearance
62/63	A Spec. (4/B & 6/B carb.)	C1AE 6135-B	8				PIN - PISTON - standard-#Green
63/	A Spec. (4/B & 8/B carb.)	C3AZ 6135-A		8			.975"/.9753" x 3, 207" long
62/	A Special(4/B, 6/B, 8/B)	C3AZ 6140-B	16	16			RETAINER - PISTON PIN-.94" I.D. -1.113" O.D. - .052" thick
		6148					PARTIAL PISTON RING SET - CONSISTS OF THE NECESSARY RINGS TO RE-RING (2) PISTONS - 3 rings - Hi Lo Type
62/63	A Spec. (4/B, 6/B, 8/B carb.)	C2AZ 6148-A	4				Standard
63/	A Spec. (4/B, 8/B carb.)	C3AZ 6148-A		4			Standard
		6150					RING - PISTON
63/	All High Performance Veh.	C8AX 6150-A		8			Dyke type-used w/C8AX 6110-A piston
62/63	A Spec. (4/B, 6/B & 8/B carb.)	C3AZ 6200-F	8				ROD ASSY. - CONNECTING
63/	A Spec. (4/B, 6/B & 8/B carb.)			8			
62/	All High Performance Veh.	C5AZ 6200-D	8	8			Lemans type-crankshaft rebalancing required
62/	All High Performance Veh.	C6AZ 6200-C	8	8			Street type-crankshaft rebalancing required
62/	A Specials(4/B, 6/B, 8/B)	B8A 6207-A	8	8			BUSHING - CONNECTING ROD-split type-1.0435" O.D. -.038" wall thickness-1.24" long

6211 CONNECTING ROD CHART

YEAR	MODEL	C.I.D.	U P P E R	L O W E R	PART NUMBER						
					STANDARD	.001" U/S	.002" U/S	.010" U/S	.020" U/S	.030" U/S	.040" U/S
62/	A Spec. (4/B, 6/B, 8/B)	406, 427	8	8	C5AZ 6211-G .0748"		C1AE 6211-K	C1AE 6211-L	C1AE 6211-M	C1AE 6211-N	
62/	All High Performance	406, 427	8	8	C5AZ 6211-G .0748"						

YEAR	RESTRICTIONS	PART NUMBER	QUANTITY				PART NAME AND DESCRIPTION
			406	427			
62	A Spec. (4/B & 6/B carb.)	C0ME 6212-A	16				NUT - CONNECTING ROD -13/32"-24
63/	A Spec. (4/B, 6/B & 8/B carb.)	C3AZ 6212-A	16	16			13/32"-24
62/63	A Special(4/B, 6/B & 8/B carb.)	C2AZ 6214-A	16				BOLT - CONNECTING ROD-13/32"-24 x 2.07"
63/	A Special(4/B, 6/B & 8/B carb.)			16			
62	A Spec. (4/B & 6/B carb.)	C2AZ 6250-A	1				CAMSHAFT ASSY. - LESS GEAR -mechanical tappets-7/16"-14 x 61/64" tap at front end-15 teeth on distributor drive gear-22.04" long-cast letter #K & stamped letter #A
63/	A Special(4/B, 8/B carb.)	C3AZ 6250-AA		1			Mechanical tappets-#VBA"-15 teeth on distributor gear
62/	All High Performance Veh.		1	1			When used on 406 C. I. D. use w/thrust plate kit

Identification marking

FORD CAR PARTS

YEAR	RESTRICTIONS	PART NUMBER	QUANTITY				PART NAME AND DESCRIPTION
			406	427			
63/	All High Performance Vehicles	C4AE 6250-B	1	1			CAMSHAFT ASSY. - LESS GEAR - continued .500 lift-use on engines that are properly set up for high R. P. M. operation-on 406 C. I. D. a camshaft thrust plate kit is required-this cam requires .176 adjustable rocker arms
63/	All High Performance Veh.	C8AX 6250-C	1	1			.515 lift-steel-use on hydraulic lifter engines
63/	All High Performance Vehicles	C8AX 6250-D	1	1			.600 lift-steel-full race type-use on high R. P. M. engines-for strip & track use only-spl. valve springs, seats and retainers are required-on 406 C. I. D. a camshaft thrust plate kit is required
63	A Spec. (4/B, 6/B & 8/B carb.)	C3AZ 6250-D	1				Mechanical tappets-#"VB" or #VB between last lobe & last journal
62	A	C2AZ 6A251-C	1				CAMSHAFT BEARING KIT - STANDARD

Consists of the following Bearings

1-B8A 6261-AA Front 1-B8A 6263-AA Rear 1-B8A 6270-AA Rear Intermediate
1-B8A 6262-AA Center 1-B8A 6267-AA Front Intermediate 1-353001-S Plug

63/	A	C3AZ 6A251-A	1	1				
Consists of the following Bearings								
1-C3AZ 6261-A Front		1-B8A 6263-AA Rear		1-B8A 6270-AA Rear Intermediate				
1-B8A 6262-AA Center		1-B8A 6267-AA Front Intermediate		1-35001-S Plug				

62	A Spec. (4/B & 6/B carb.)	B8A 6256-A	1				SPROCKET - CAMSHAFT-cast iron-36 teeth
63/	A Special(4/B, 6/B, 8/B)	C8AZ 6256-A	1	1			36 teeth
62	A Spec. (4/B & 6/B carb.)	73298-S(N87)	1				Pin-dowel (sprocket to camshaft)-5/16" x 7/8"
63/	A Special(4/B, 6/B, 8/B)	73357-S(N87C)	1	1			Pin-dowel (sprocket to camshaft)-5/16" x 1-1/2"

6261, 6262, 6263, 6267 & 6270 CAMSHAFT BEARING CHART

YEAR	MODEL	C.I.D.	SIZE	FRONT	FRONT INTERMEDIATE	CENTER	REAR INTERMEDIATE	REAR
61/62	A Spec. (4/B, 6/B, 8/B carb.)	406	Standard .015"U/S	B8A 6261-AA B8A 6261-AB	B8A 6267-AA B8A 6267-AB	B8A 6262-AA B8A 6262-AB	B8A 6270-AA B8A 6270-AB	B8A 6263-AA B8A 6263-AB
63/	A Spec. (4/B, 6/B, 8/B carb.)	406, 427	Standard .015"U/S	C3AZ 6261-A C3AZ 6261-B	B8A 6267-AA B8A 6267-AB	B8A 6262-AA B8A 6262-AB	B8A 6270-AA B8A 6270-AB	B8A 6263-AA B8A 6263-AB

YEAR	RESTRICTIONS	PART NUMBER	QUANTITY				PART NAME AND DESCRIPTION
			406	427			
63/	A Special(4/B, 6/B, 8/B)	C3AZ 6265-A	1	1			SPACER - CAMSHAFT SPROCKET-1.56" O. D. - 3/4" I. D.
		6267					Refer to Camshaft Bearing Chart (Basic No.6261)
63/	A Special(4/B, 6/B, 8/B)	B8A 6268-A	1	1			CHAIN - TIMING-48 links
63/	A Special(4/B, 6/B, 8/B)	C3AZ 6269-A	1	1			PLATE - CAMSHAFT THRUST-1.80" I. D.
63/	A Special(4/B, 6/B, 8/B)	380041-S(BB817S)	2	2			Screw & washer(plate to cylinder block)-7/16"-14 x 5/8"
		6270					Refer to Camshaft Bearing Chart (Basic No. 6261)
62/	A Special(4/B, 6/B, 8/B)	C3AZ 6287-A	1	1			ECCENTRIC - CAMSHAFT FUEL PUMP DRIVE
62	A Special(4/B, 6/B & 8/B carb.), S	C2AZ 6295-A	1				CAMSHAFT THRUST BUTTON AND SPRING KIT

Consists of the following

1-C1AE 6297-A Spring 1-C2AE 6298-A Button 1-371760-S7 Bolt(7/16"-14 x 1 19/64")
1-356422-S8 Washer (7/16")

62/63	A Spec. (4/B, 6/B & 8/B carb.)	C3AZ 6303-C	1				CRANKSHAFT ASSY. - #oil grooves on all main bearing journals
62/	All High Performance Veh.	C5AZ 6303-C	1	1			Steel
62/	All High Performance Veh.	C9ZZ 6303-B	1	1			Special pistons required #1UE
62/63	All High Performance Veh.	C8AZ 6303-B	1				Iron
63/	A Special(4/B & 8/B carb.)	C4AZ 6303-H		1			Includes (1) C4AZ 6306-A gear attached with 378704-S key - iron

Identification marking

FORD CAR PARTS

SECTION 60.7
8 CYL. - 406, 427

247

YEAR	RESTRICTIONS	PART NUMBER	QUANTITY				PART NAME AND DESCRIPTION
			406	427			
62/63	A Special(4/B, 6/B, 8/B)	B8A 6306-A	1	1			SPROCKET - CRANKSHAFT -18 teeth-steel
64/	A Special(4/B, 8/B)	C4AZ 6306-A	1	1			18 teeth
62/63	A	358985-S(LL12)	1	1			Key (sprocket to crankshaft)-3/16"
64/	A Special	358963-S(LL2)		1			Key(sprocket to crankshaft)-1/4" x 3/4"
63/	A Special(4/B, 6/B, 8/B)	B8A 6310-A	1	1			SLINGER - CRANKSHAFT OIL-.31" O.D. -.1.39" I.D.
62/63	A Spec. (4/B & 6/B carb.)	†C1AZ 6312-A	1				PULLEY ASSY. - CRANKSHAFT-single sheave-6.600" sheave diam. -8" diam. damper-approx. 1 41/64" o/all length-#C1AE 6316-A-NOTE 1
62/63	A	34810-S7-8(X69)	1				Lockwasher-9/16"
62/	A Special(4/B, 6/B, 8/B)	†C3AZ 6312-F	1	1			#C4AE 6316-E-single sheave 6 5/8" diam. -uses 3/8" belt
63/	A Special(4/B, 6/B, 8/B)	377850-S(BB373A)	1	1			Bolt (pulley to crankshaft)-5/8"-18 x 2"
62/	A Special(4/B, 6/B, 8/B)	C1AZ 6A321-C	1	1			CRANKSHAFT REAR MAIN BEARING SEAL KIT-consists of the following-2-C1AE 6336-B Seal 2-C2OZ 6701-A Packing

6333 & 6337 MAIN BEARING CHART

IN THE SIZE COLUMN OF THE CHART BELOW (R) DESIGNATES RED SIZE - (B) DESIGNATES BLUE SIZE.
RED SIZE AND BLUE SIZE ARE OPTIONAL FOR SELECTIVE FIT.

YEAR	MODEL	C.I.D.	SIZE	U P P E R	L O W E R	FRONT	FRONT INTERMEDIATE	CENTER	REAR INTERMEDIATE	REAR
62/63	A Spec. - (4,6,8/B)	406, 427	Std. (R)-	x	x	C1AE 6333-A	C1AE 6333-A	C1AE 6337-A	C1AE 6333-A	C1AE 6333-A
			.0957"			C1AE 6333-B	C1AE 6333-B	C1AE 6337-B	C1AE 6333-B	C1AE 6333-B
			Std. (B)-			C1AE 6333-C	C1AE 6333-C	C1AE 6337-C	C1AE 6333-C	C1AE 6333-C
			.0961"			C1AE 6333-D	C1AE 6333-D	C1AE 6337-D	C1AE 6333-D	C1AE 6333-D
			.002"			C1AE 6333-E	C1AE 6333-E	C1AE 6337-E	C1AE 6333-E	C1AE 6333-E
			.010"			C1AE 6333-F	C1AE 6333-F	C1AE 6337-F	C1AE 6333-F	C1AE 6333-F
64/	A Spec. - (4 & 8/B)	427	Std. (R)-	x	x	C1AE 6333-A	C1AE 6333-A	C4AZ 6337-A	C1AE 6333-A	C1AE 6333-A
			.0957"			C1AE 6333-B	C1AE 6333-B	C4AZ 6337-B	C1AE 6333-B	C1AE 6333-B
			Std. (B)-			C1AE 6333-C	C1AE 6333-C	C4AZ 6337-C	C1AE 6333-C	C1AE 6333-C
			.0961"			C1AE 6333-D	C1AE 6333-D	C4AZ 6337-D	C1AE 6333-D	C1AE 6333-D
			.002"			C1AE 6333-E	C1AE 6333-E	C4AZ 6337-E	C1AE 6333-E	C1AE 6333-E
			.010"			C1AE 6333-F	C1AE 6333-F	C4AZ 6337-F	C1AE 6333-F	C1AE 6333-F

YEAR	RESTRICTIONS	PART NUMBER	QUANTITY				PART NAME AND DESCRIPTION
			406	427			
62/	A Special(4/B, 6/B, 8/B)	C1AE 6336-B	2	2			SEAL - CRANKSHAFT REAR MAIN BEARING - #Yellow-asbestos & rubber-2 23/32" long-wedge shaped-(in rear main bearing cap)
		B8KY 6336-A	2	2			.025" O/S
		6337					Refer to Main Bearing Chart (Basic No. 6333)
62/	A Special(4/B, 6/B, 8/B)	C1AE 6345-B	10	10			BOLT - CRANKSHAFT MAIN BEARING CAP - 1/2"-13 x 3 1/2"
63/	A Special(4/B, 6/B, 8/B)	6A354					SPACER - CRANKSHAFT MAIN BEARING CAP - 3/4" O.D. -.13/32" I.D.
		C3AZ 6A354-A		6			△Red size-thickness .3767"
		C3AZ 6A354-B		6			△Blue size-thickness .3750"
		C3AZ 6A354-C		6			△Yellow size-thickness .3733"
62/	A Special(4/B, 6/B, 8/B)	B8AZ 6359-A	1	1			SPACER - CRANKSHAFT DAMPER-steel or cast iron design

† Includes damper

Identification marking

NOTE 1 - C1AZ 6312-A & C3AZ 6312-B are alternate for 1962 & 1963 8 cyl. 406 engine

FORD CAR PARTS

YEAR	RESTRICTIONS	PART NUMBER	QUANTITY				PART NAME AND DESCRIPTION
			406	427			
62/63	A Spec. (S/T & O/D)	B8A 6366-A	1				COVER ASSY. - FLYWHEEL HOUSING
63/	A Special(4/B, 6/B, 8/B)	C3AZ 6366-A	1	1			
62/	A(S/T & O/D)	20308-S7(B40)	4	4			Bolt (bottom cover to flywheel hsg.)-1/4"-20 x 1/2"
		20308-S7(B40)	1 or 2	1 or 2			Bolt (cover to cylinder block)-1/4"-20 x 1/2"
		34805-S8(X62)					Lockwasher-1/4"
62/63	A	42718-S8(U9)	4				Screw & washer assy. (cover to flywheel housing)-5/16"-18 x 1" hex. head
62/63	A Spec. (4/B & 6/B carb.) S/T	B8A 6375-A	1				FLYWHEEL and RING GEAR ASSY. - includes ring gear-153 teeth-(6) 5/16"-18-12.375" pressure plate attaching holes diameter
63/64	A Spec. (4/B & 8/B carb.) S/T	C3AZ 6375-E		1			Includes 146 tooth ring gear-15 15/32" O. D. -(6) 5/16"-18 bolt holes-12 7/8" diam. pressure plate attaching holes-c/shaft mounting holes recessed-#C3AE 6080-C
62/	A Special(4/B, 6/B, 8/B)	B8A 6378-A	1	1			WASHER - CRANKSHAFT PULLEY OR DAMPER RETAINING -1.76" O. D. -.66" I. D. -.212" thick
62/	A Spec. (4/B, 6/B & 8/B carb.)	B8A 6379-A	6	6			BOLT - FLYWHEEL TO CRANKSHAFT - 7/16"-20 x 15/16"
62/64	A Spec. (4/B, 6/B & 8/B carb.)	B8A 6384-A	1	1			GEAR - FLYWHEEL RING -153 teeth
62	A Spec. (4/B, 6/B & 8/B carb.)	B9AA 6392-B	1				HOUSING ASSY. - FLYWHEEL AND CLUTCH - #AJ 6394-D
63/64	A Spec. (4/B, 6/B & 8/B carb.)	C3AZ 6392-A	1	1			#C3AA 6394-A
62/	A Special(4/B, 6/B, 8/B)	20546-S8(B114)	4 or 6	4 or 6			Bolt(flywheel hsg. to cyl. block)-7/16"-14 x 2 1/2"
		34808-S8(X67)					Lockwasher-7/16"
62/	A Special(4/B, 6/B, 8/B)	EAD 6397-A	2	2			DOWEL-cylinder block to flywheel housing-1/2" x 1"
63/	A Special(4/B, 6/B, 8/B)	C3AZ 6411-B	1	1			DUST SEAL-engine rear cover plate-14.44" long-.40" width
		C3AZ 6411-C	1	1			Flywheel housing cover
63/	A Special(4/B, 6/B, 8/B carb.)	C3AZ 6435-B	1	1			GASKET - FLYWHEEL HOUSING-.040" thick-cork and rubber
62	A	C2AZ 6436-A	1				SEAL - STARTER TO FLYWHEEL HOUSING
62/63	A Spec. (4/B, 6/B & 8/B carb.)	C4AZ 6500-B	16				TAPPET ASSY. - VALVE -mechanical-.8742" O. D. -1.85" long
63/	A Special(4/B, 6/B, 8/B)			16			

6505-07 INTAKE and EXHAUST VALVE CHART

YEAR	C.I.D.	MODEL	EXHAUST VALVE					INTAKE VALVE				
			LENGTH	HEAD DIA.	STEM SIZE	STEM DIA.	PART NUMBER	LENGTH	HEAD DIA.	STEM SIZE	STEM DIA.	PART NUMBER
62	406	A Spec. (4/B, 6/B, 8/B carb.)-Use with C2SE 6090-B cyl.head-intake valve forged	5.36"	1.57"	Std. .003" .015" .030"	.3705"	C2AZ 6505-A C2AZ 6505-B C2AZ 6505-C C2AZ 6505-D	5.36"	2.04"	Std. .003" .015" .030"	.3715"	COAZ 6507-N COAE 6507-S COAZ 6507-R COAE 6507-T
62/63	406	A Spec. (4/B, 6/B, 8/B carb.)-Use with C3AE 6090-C cyl.head	5.36"	1.66"	Std.	.3705"	C3AZ 6505-E	5.36"	2.04"	Std.	.3715"	COAZ 6507-N
63	427	A Spec. (4/B, 8/B carb.)- Use with C3AZ 6049-D			.003" .015" .030"		C3AZ 6505-F C3AZ 6505-G C3AZ 6505-H			.003" .015" .030"		COAE 6507-S COAZ 6507-R COAE 6507-T
62/	406, 407	All High Perf. Veh.-std.weight solid						5.36"	2.09"	Std.	.3715"	C3AZ 6507-AJ

Identification marking

6505-07 INTAKE and EXHAUST VALVE CHART - continued

YEAR	C.I.D.	MODEL	EXHAUST VALVE					INTAKE VALVE					
			LENGTH	HEAD DIA.	STEM SIZE	STEM DIA.	PART NUMBER	LENGTH	HEAD DIA.	STEM SIZE	STEM DIA.	PART NUMBER	
62/	406,427	All High Perf.Veh.-use w/tunnel port medium & high riser heads-light-weight type	5.45"	1.72"	Std.	.3705"	C5AZ 6505-N						
63/	406,427	All High Perf.Veh.-lightweight-not for tunnel port heads					C8AX 6505-A						C8AX 6507-A
62/	427	All High Perf.Veh.-w/tunnel heads											C8AX 6507-B
63/64	427	A Special(4/B carb.)-use with C3AZ 6049-K	5.36"	1.66"	Std.	.3705"	C3AZ 6505-E C3AZ 6505-F C3AZ 6505-G C3AZ 6505-H	5.36"	2.09"	Std.	.3715"	•C3AZ 6507-J •C3AZ 6507-F •C3AZ 6507-G •C3AZ 6507-H	
63/	427	A Special(8/B carb.)-use with C3AZ 6049-K	5.36"	1.66"	Std.	.3705"	C3AZ 6505-E C3AZ 6505-F C3AZ 6505-G C3AZ 6505-H	5.36"	2.09"	Std.	.3715"	•C3AZ 6507-J •C3AZ 6507-K •C3AZ 6507-L •C3AZ 6507-M	
62/63	406	All High Perf.Veh.-lightweight-for use w/medium or high riser heads-not w/tunnel port hds.						5.45"	2.09"	Std.	.3715"	C5AZ 6507-N	

YEAR	RESTRICTIONS	PART NUMBER	QUANTITY			PART NAME AND DESCRIPTION
			406	427		
62/63	A Spec.(4/B, 6/B & 8/B carb.)	C3AZ 6513-A	16			SPRING - VALVE -2 piece design-consists of the following-1-Valve spring 1-Damper spring
63/	A Special(4/B, 8/B)			16		
62/63	A Special(4/B & 6/B carb.)	C3AZ 6514-A	16			RETAINER - VALVE SPRING -1 31/64" O.D. - 9/32" height
63/	A Special(4/B, 8/B)			16		
62/63	A Spec.(4/B, 6/B & 8/B carb.)	B8A 6518-A	32			RETAINER - VALVE SPRING -.373" to .533" conical O.D. -.380" height-#Red
63/	A Special(4/B, 8/B)			32		
62/63	A Spec.(4/B, 6/B & 8/B carb.)	C1SE 6524-A	2			BAFFLE - VALVE SPRING OIL -approx. 18 1/2" long - Also Refer to Basic No. 6A630
63/	A Spec.(4/B & 8/B carb.)			2		
62/63	A Spec.(4/B, 6/B & 8/B carb.)	C1AZ 6A527-A	2			BOLT - VALVE ROCKER ARM SHAFT SUPPORT - 3/8"-16 x 3.29"
63/	A Spec.(4/B & 8/B carb.)			2		
62/63	A Spec.(4/B & 6/B carb.)	C1DZ 6A527-C	6			3/8"-16 x 2 31/32"
63/	A Spec.(4/B & 8/B carb.)			6		
62/63	A Spec.(4/B, 6/B & 8/B carb.)	C3AZ 6531-A	8			SUPPORT - VALVE ROCKER ARM SHAFT
63/	A Spec.(4/B & 8/B carb.)			8		
63/	A Spec.(4/B, 6/B, 8/B carb.)	C3AZ 6A536-A	16			SEAT - VALVE SPRING
63/	A Special(4/B, 8/B)			16		
62/	A Special(4/B, 8/B)	B6A 6549-C	16	16		SCREW - TAPPET and ROCKER ARM ADJUSTING standard-7/16"-20 x 1.40" long
		C2AZ 6549-A	AR	AR		.0023" O/S
62/	A Spec.(4/B, 6/B & 8/B carb.)	C3AZ 6563-A	2	2		SHAFT - VALVE ROCKER ARM -10 holes in shaft-use w/mech. tappets-includes (2) EAA 6572-A plugs
62/63	A Spec.(4/B, 6/B & 8/B carb.)	B8A 6564-B	16			ARM AND SCREW ASSY. - VALVE ROCKER - Mechanical
63/	A Special(4/B, 8/B)			16		
62/	A Special(4/B, 6/B, 8/B)	B8AZ 6565-C	16	16		ROD - VALVE PUSH-9.350" overall length-(1) oval & (1) cup type end
60/63	A Spec.(4/B, 6/B & 8/B carb.)	B8AZ 6571-B	16			SEAL - VALVE GUIDE AND VALVE STEM - intake & exhaust
63/	A Spec.(4/B, 6/B & 8/B carb.)			16		
62/	A Special(4/B, 6/B, 8/B carb.)	EAA 6572-A	4	4		PLUG - VALVE ROCKER ARM SHAFT-cup shaped -.536" diameter

6582 VALVE ROCKER ARM COVER CHART

YEAR	MODEL	C. I. D.	PAINTED		CHROME	
			R. H.	L. H.	R. H.	L. H.
62/64	A Special(4/B, 8/B, 8/B)	406, 427	C3AZ 6582-L #Primed	C3AZ 6582-J #Primed	C3AZ 6582-F	C3AZ 6582-G

• Bumper head type

Identification marking

FORD CAR PARTS

YEAR	RESTRICTIONS	PART NUMBER	QUANTITY			PART NAME AND DESCRIPTION
			406	427		
62/	A Special(8/B)	B9AZ 6584-A	2	2		GASKET - VALVE ROCKER ARM COVER - Rubber-5/32" thick-optional w/C7AZ 6584-A
62/	A Special(8/B)	C7AZ 6584-A	2	2		Optional w/B9AZ 6584-A
62/63	A Special(4/B, 6/B, 8/B)	B8A 6587-B	6			SPRING - VALVE ROCKER ARM TO SHAFT LOCATING-approx. 3.73" free length-8 coils-.859" I. D.
63/	A Special(4/B, 6/B, 8/B)			6		
62/63	A Special(4/B, 6/B, 8/B)	B8A 6590-A	4			WASHER - VALVE ROCKER ARM SHAFT -steel-1.32" O.D. -.86" I.D. -.060" thick
63/	A Special(4/B, 6/B, 8/B)	72053-S(N52)	4	4		Cotter pin-1/8" x 1 1/4"
62/63	A Special(4/B, 6/B, 8/B)	B8A 6598-A	4			WASHER - VALVE ROCKER ARM SPRING - 1.18" O.D. -.86" I.D. -.008" thick
63/	A Special(4/B, 8/B)			4		
62/	A Special(4/B, 6/B, 8/B)	C3AZ 6600-B	1	1		PUMP ASSY. - ENGINE OIL -includes (1) each B8AZ 6626-B & B8AZ 6659-A gaskets
62/	A Special(4/B, 6/B)	20408-S7	2	2		Bolt(pump to cylinder block)-3/8"-16 x 1 1/8"
		34807-S8(X66)	2	2		Lockwasher-3/8"
		34806-S7(X64)		1		Lockwasher-5/16"
62/	A Special(4/B, 6/B, 8/B)	B8A 6608-A	1	1		ROTOR and SHAFT ASSY. - OIL PUMP DRIVE - rotor type pump
62/	A Special(4/B, 6/B, 8/B)	B8A 6616-C	1	1		PLATE - OIL PUMP BODY
62/	A Special(4/B, 6/B, 8/B)	B8AZ 6A618-A	1	1		SHAFT - OIL PUMP INTERMEDIATE
62/	A Special(4/B, 6/B, 8/B)	C0AZ 6622-E	1	1		SCREEN, TUBE and COVER ASSY. - OIL PUMP
62/	All High Performance Veh.	C5AE 6622-B	1	1		Deep sump type-used w/deep sump oil pan
62/	A Special(4/B, 6/B)	20346-S8(B50)	2	2		Bolt(screen to oil pump)-5/16"-18 x 3/4"
		34806-S7(X64)	2	2		Lockwasher-5/16"
62/63	A Spec. (4/B, 6/B & 8/B carb.)	B8AZ 6626-B	1			GASKET - OIL PUMP INLET TUBE FITTING
63/	A Spec. (4/B, 6/B, 8/B carb.)			1		
62/	A Special(4/B, 6/B, 8/B, 8/B)	B8A 6629-A	1	1		RING - OIL PUMP INTERMEDIATE SHAFT RETAINER-.52" O. D. -6 prongs
62/	A Special(4/B, 6/B, 8/B)	B9AZ 6A630-C	1	1		DUCT - CRANKCASE VENTILATION-baffle-push rod valley crankcase ventilation-upper
63/	A Spec. (8/B carb.)	C3AZ 6A630-B		1		
62/63	A Spec. (4/B & 6/B carb.)	20309-S8 (B150)	4			Bolt (crankcase vent duct to manifold)-1/4"-28 x 1/2" self tapping
62/64	A Special(4/B, 6/B)	B9AZ 6A630-C	1	1		BAFFLE - PUSH ROD VALLEY CRANKCASE VENTILATION -upper-approx. 19.87" x 10.44"
62/63	A Spec. (4/B & 6/B carb.)	C0AE 6A631-A	1			ELEMENT - CRANKCASE VENTILATION OIL SEPARATOR
63/	A Special(4/B, 8/B)			1		
62/63	A Spec. (4/B & 6/B carb.)	C1AE 6A632-A	1			GASKET - CRANKCASE VENTILATION OIL SEPARATOR
63/	A Special(4/B, 8/B)			1		
62/63	A Spec. (4/B & 6/B carb.)	C0AE 6A633-A	1			RETAINER - CRANKCASE VENTILATION OIL SEPARATOR ELEMENT
63/	A Special(4/B, 8/B)			1		
62/	A Special(4/B, 6/B, 8/B)	C0AZ 6A636-B	1	1		GASKET - OIL FILTER ADAPTER TO CYLINDER BLOCK
62/	A Special(4/B, 6/B, 8/B)	B8AZ 6659-A	1	1		GASKET - OIL PUMP TO BLOCK-.010" thick
		6A664				HOSE - CRANKCASE VENTILATION TUBE - EMISSION REDUCTION CONTROL - INTAKE MANFOLD TYPE - Also refer to Basic No. 6853
62/	A Special(4/B, 6/B, 8/B)	C3AZ 6A664-A	AR	AR		1/2" I. D. - 25 ft. long-cut to required length
62/64	A Special (6/B carb.)	BPA 18572-A	AR	AR		Clamp-hose
63/64	A Special (8/B carb.)	B7A 8287-A	AR	AR		Clamp-hose

FORD CAR PARTS

SECTION 60.7
8 CYL. - 406, 427

251

YEAR	RESTRICTIONS	PART NUMBER	QUANTITY				PART NAME AND DESCRIPTION
			406	427			
62/63	A Spec. (4/B, 6/B & 8/B carb.) A Special(4/B, 8/B carb.)	C1AE 6A665-H	1				ADAPTER ASSY. - CRANKCASE VENTILATION - EMISSION REDUCTION CONTROL
62/	A Special(4/B, 6/B, 8/B)	20309-S8(B150)	2	2			Bolt(adaptor to manifold)-1/4"-28 x 1/2"-self-tapping
63/	A Special(8/B)	B7A 8287-A		2			Hose clamp(hose to adaptor)-7/8"
62/	A Spec.(4/B,6/B & 8/B carb.)	C0AZ 6666-A	1	1			PLUG - OIL RELIEF VALVE-in oil pump body-cup type
62/63	A Special(4/B, 6/B)	C2DZ 6666-A	3				PLUG - OIL PASSAGES IN CYLINDER BLOCK-9/16" cup type
		6A666					VALVE ASSY. - CRANKCASE VENTILATION REGULATOR
62/64	A Spec. (4/B, 6/B & 8/B carb.)	C1TZ 6A666-A	1	1			#C4TE 6A666-B or C-2 7/8" long-1/4"-18 male threads one end
62/63	A Special (6/B carb.)	376410-S(II-176F)	1				Elbow-65°-(valve to intake manifold)
63/	A Special(8/B)	*376711-S		1			Elbow-65°-(valve to intake manifold)
62/	A Special(4/B, 6/B, 8/B)	C0ME 6670-A	1	1			SPRING - CYLINDER BLOCK MAIN OIL GALLEY RELIEF VALVE PLUNGER -rear-18 active coils-2.34" long-.468" O.D.
62/	A Special(4/B, 6/B, 8/B)	C1AE 6670-A	1	1			SPRING - OIL PUMP BODY RELIEF VALVE - 16 3/4 coils-2.01" long-.47" O.D.
62/	A Special(4/B, 6/B, 8/B carb.)	B9AE 6674-B	1	1			PLUNGER - CYLINDER BLOCK MAIN OIL GALLERY RELIEF VALVE -rear-1.81" long-.4933" O.D. for .77"-.18" O.D. for 1"
62/	A Special(4/B, 6/B, 8/B)	C1AE 6674-A	1	1			PLUNGER - OIL PUMP BODY RELIEF VALVE - approx. -2.59" long
62/64	A Spec. (4/B, 6/B & 8/B carb.)	C1AE 6675-F	1	1			PAN ASSY. - ENGINE OIL
62/	All High Performance Veh.	C8AX 6675-A	1	1			Deep sump-7 qt. -requires special pick up
62/63	A Spec. (4/B & 6/B carb.)	20326-S7(B49) 34806-S7(X64)	20				Bolt (oil pan to cyl. block)-5/16"-18 x 5/8"-hex. head Lockwasher-5/16"
62/	A Spec. (4/B, 6/B & 8/B carb.)	AE 6677-A	1	1			COVER - STARTER PINION -2.62" ridge O.D. - 1.30" overall length
62/	A Special(4/B, 6/B, 8/B)	C3AZ 6700-A	1	1			OIL SEAL -CYLINDER FRONT COVER
62/	A Special(4/B, 6/B, 8/B carb.)	C2OZ 6701-A		2			PACKING - CRANKSHAFT - REAR-6 1/2" long-27/64" wide-7/32" thick-cut to length-rope type
62/	A Special(4/B, 6/B)	B8AZ 6701-A	2	2			Rubber-formed seal-3.40" dia. -split lip type
62/	A Special(4/B carb.)	C2AZ 6A706-B	1	1			BRACKET and CONNECTOR ASSY. - CRANKCASE VENTILATION TUBE - EMISSION REDUCTION CONTROL
62/	A Spec.(S/T & O/D-4/B carb.)	20310-S8(B48)	2	2			Bolt (bracket & connector to intake manifold)-5/16"-18 x 1/2"
		34806-S7(X64)	2	2			Lockwasher-5/16"
62/	A Special(4/B, 6/B, 8/B)	C0AZ 6710-A	1	1			GASKET - ENGINE OIL PAN - rubber
62/	A Special(4/B, 6/B, 8/B)	C3AZ 6730-A	1	1			PLUG - ENGINE OIL PAN DRAIN - 1/2"-20- includes (1) C2OZ 6734-A gasket
62/	A Special(4/B, 6/B, 8/B)	C1AZ 6731-A	1	1			ELEMENT ASSY. - ENGINE OIL FILTER - WITH GASKETS -"spin-on" one piece filter-has 3/4"-16 female threads
62/	A Special(4/B, 6/B, 8/B)	C2OZ 6734-A	1	1			GASKET - ENGINE OIL PAN DRAIN PLUG #Nylon-13/16" O.D. -1/2" I.D. -5/64" thick
62/	A Special(4/B, 6/B, 8/B) em/re	C3AZ 6750-E	1	1			INDICATOR ASSY. - OIL LEVEL-#red plug in handle 17.64" shield to full 18.16" shield to add 19.28" shield to end
62/	A Special(4/B, 6/B, 8/B)	C4MY 6750-A	1	1			#Chrome 17.64" shield to full 18.16" shield to add 19.28" shield to end

Identification marking

FORD CAR PARTS

YEAR	RESTRICTIONS	PART NUMBER	QUANTITY			PART NAME AND DESCRIPTION
			406	427		
62/	A Special(4/B, 6/B, 8/B)	C3AZ 6754-C	1	1		TUBE - OIL LEVEL INDICATOR-Refer to Basic No. 6750
62/63	A Spec. (4/B & 6/B carb.)	C0AE 6758-E	1			TUBE - CRANKCASE VENTILATION -NON - EMISSION REDUCTION CONTROL -attaches to rear of intake manifold-approx 21 19/32" long
63/64	A Spec. (4/B & 8/B carb.)	C4AZ 6758-A		1		Attaches to rear of intake manifold
62/64	A Special (4/B carb.)	C2AZ 6758-B	1	1		TUBE - CRANKCASE VENTILATION - EMISSION REDUCTION CONTROL -attaches to rear of intake manifold-approx. 10 1/2" long
62/63	A Special (6/B carb.)	C2AZ 6758-E	1			Attaches to rear of intake manifold-approx. 9 21/32" long
62/64	A Specials (4/B, 6/B, 8/B)	C2AZ 6758-G	1	1		CRANKCASE VENTILATION CONVERSION KIT - to convert to non em/re
62/63	A Special (4/B carb.) non-em/re	C3AZ 6763-A	1			PIPE AND AIR SCOOP ASSY. - OIL FILLER
63	A Spec. (4/B & 8/B carb.)- "Before 4/1/63"			1		
62/63	A Spec. (4/B, 6/B & 8/B carb.)	C3AZ 6763-A	1			PIPE - ENGINE OIL FILLER
63/	A Special(4/B, 6/B, 8/B)- "From 4/1/63"			1		
64/	A Spec. (8/B carb.)-closed type em/re or T/E	C4AZ 6763-A		1		#Has outlet spout
6766 CAP - OIL FILLER - NON-EMISSION						
62/63	A Spec. (4/B, 6/B, 8/B)- "Before 4/1/63"	B6AZ 6766-A	1	1		#Black
63/64	A Spec. (4/B, 6/B, 8/B)- "From 4/1/63"	C2SZ 6766-A	1	1		#Chrome
6766 CAP - OIL FILLER - EMISSION REDUCTION						
62/63	A Spec. (4/B, 6/B, 8/B)- "Before 4/1/63"	B6AZ 6766-A	1			#Black
63	A Spec. (4/B, 6/B, 8/B)- "From 4/1/63"	C2SZ 6766-A	1			#Chrome
63/	A Special(4/B, 6/B, 8/B) open em/re	B6AZ 6766-A		1		#Black
		C4DZ 6766-C		1		#Chrome
64/	A Spec. (4/B, 6/B, 8/B, closed em/re)	C4TZ 6766-A		1		#Black-optional with C4AZ 6766-A
		C4AZ 6766-A		1		#Chrome-optional with C4TZ 6766-A
64/	A Spec. (8/B carb.)-closed em/re	C4AZ 6A827-A		1		ARRESTOR - FLAME - EMISSION REDUCTION
		* 6853	* *			HOSE - CRANKCASE VENTILATION Cut from B4C 4090-A-3/8" I.D. Cut from C3AZ 6A664-A-1/2" I.D. Cut from C3AZ 6A664-B-5/8" I.D. Also refer Basic 6A664
62/63	A Spec. (4/B & 6/B carb.)	C0AE 6881-A	1			ADAPTER AND INSERT ASSY. - OIL FILTER
63/	A Special(4/B, 6/B, 8/B)			1		Except with engine warning system
63/	A Special(4/B, 6/B, 8/B)	C3AZ 6881-A		1		With engine warning system
62/63	A Spec. (4/B & 6/B carb.)	*20406-S8 34806-S7(X64) 44722-S8(X19)	4			Bolt (adapter to block)-5/16"-18 x 1 1/8" Lockwasher-5/16" Washer-flat-5/16"
62/	A Special(4/B, 6/B, 8/B)	B8A 6890-A	1	1		INSERT - OIL FILTER MOUNTING BOLT - 3/4"-16 external threads-1/2" I.D. -1.30" long- use with "spin-on" type filter-att. filter to adaptor or cylinder block
64	A Special (4/B carb.)	C4AZ 6980-A		1		ENGINE DRESS-UP KIT - CHROME FINISH
Consists of the following						
1-C2SZ	2162-A	Cap (master cylinder)	1-C2SZ	8100-A	Cap (radiator)	
1-C3AE	6A505-B	Cover (rocker arm)-L. H.	1-C4AZ	8A611-B	Guard (fan)-without A/C	
1-C3AZ	6582-F	Cover (rocker arm)-R. H.	1-B7Q	9155-A	Filter (fuel)	
1-C3AZ	6750-C	Dip stick (oil level)-352, 390 engine	1-C4DZ	9600-C	Air cleaner (carburetor)	
1-C3MY	6750-A	Dip stick (oil level)-427 engine	2-20324-S13		Bolt-1/4"-20 x 5/8"	
1-C3ME	6766-A	Cap (oil filler)	10-372995-S13		Bolt-5/16"-18 x 5/8"	

FORD CAR PARTS

SECTION 60.9
8 CYL. - 430

253

YEAR	RESTRICTIONS	PART NUMBER	QUANTITY				PART NAME AND DESCRIPTION
			430				
60	S	COSZ 6008-A	1				COMPLETE GASKET SET - ENGINE OVERHAUL- optional with COSZ 6008-B
Consists of the following							
		1-B9LE 6A001-A Seal (oil pump shaft)			2-C2OZ 6701-B Packing (crankshaft rear)		
		1-B8S 6020-A Gasket (front cover)			1-C1VE 6710-A Gasket (oil pan)		
		2-C1VE 6051-A Gasket (cylinder head)			1-C2OZ 6734-A Gasket (oil pan drain plug)		
		2-C1ME 6336-A Seal (crankshaft rear)			1-B8S 6769-A Seal (vent tube)		
		1-B9S 6411-A Seal (flywheel housing)			1-B8E 6870-A Gasket (vent cover)		
		1-C2AZ 6436-A Seal (starter to flywheel housing)			1-C1VE 8255-A Gasket (water outlet)		
		1-COME 6521-A Gasket (valve cover)			2-B8E 8507-A Gasket (water pump)		
		8-B8S 6571-A Seal (intake valve stem)			1-C3AZ 9417-C Gasket (fuel pump)		
		8-B8S 6571-B Seal (exhaust valve stem)			2-C1VE 9441-D Gasket (intake manifold)		
		2-B9ME 6584-C Gasket (rocker arm cover)			1-COSZ 9448-A Gasket (exhaust manifold-R. H.)		
		1-B8AZ 6626-B Gasket (inlet tube)			1-COSZ 9448-B Gasket (exhaust manifold-L. H.)		
		1-B9SZ 6A636-A Gasket (oil filter adapter)			2-B8S 9450-A Gasket (exhaust manifold to pipe)		
		1-B9SZ 6659-A Gasket (oil pump mounting)			1-373195-S Grommet (distributor mounting)		
		1-EAA 6700-B Seal (cylinder front cover)					
60	S	§ COSZ 6008-B	1				Optional with COSZ 6008-A
Consists of the following							
		1-B9LE 6A001-A Seal (oil pump shaft)			2-C2OZ 6701-A Packing (crankshaft rear)		
		1-B8S 6020-A Gasket (front cover)			1-B9SZ 6710-A Gasket (oil pan)		
		2-C1VE 6051-A Gasket (cylinder head)			1-C2OZ 6734-A Gasket (oil pan drain plug)		
		2-C1ME 6336-A Seal (crankshaft rear)			1-B8S 6769-A Seal (vent tube)		
		1-B9S 6411-A Seal (flywheel housing)			1-B8E 6870-A Gasket (vent cover)		
		1-C2AZ 6436-A Seal (starter to housing)			1-C1VE 8255-A Gasket (water outlet)		
		1-COME 6521-A Gasket (valve cover)			2-B8E 8507-A Gasket (water pump)		
		8-B8S 6571-A Seal (valve stem-intake)			1-C3AZ 9417-C Gasket (fuel pump)		
		8-B8S 6571-B Seal (valve stem-exhaust)			2-C1VE 9441-D Gasket (intake manifold)		
		2-B9ME 6584-C Gasket (rocker arm cover)			1-COSZ 9448-A Gasket (exhaust manifold-R. H.)		
		1-B8AZ 6626-B Gasket (inlet tube)			1-COSZ 9448-B Gasket (exhaust manifold-L. H.)		
		1-B9SZ 6A636-A Gasket (oil filter adapter)			2-B8S 9450-A Gasket (exhaust manifold to pipe)		
		1-B9SZ 6659-A Gasket (oil pump mounting)			1-373195-S Grommet (distributor mounting)		
		1-EAA 6700-B Seal (front cover)					
60	S	B9AE 6A008-A	4				DOWEL - CYLINDER HEAD TO CYLINDER BLOCK .7355" O. D. -. 61" I. D. -. 44" height-split
60	S	*COSZ 6009-A	1				CYLINDER ASSY. - INCLUDES CYLINDER BLOCK WITH ALL INTERNAL PARTS OF THE ENGINE BUT DOES NOT INCLUDE CYLINDER HEADS, OIL PAN OR CYLINDER FRONT COVER - hydraulic tappets -includes (1) C3VY 6400-B
		*6010					BLOCK ASSY. - CYLINDER
60	S	73249-S(N88)	2				Dowel (cyl. block to clutch housing)-3/8" x9/16"
60	S	376635-S8(PP66A)	1				Plug-cup type(main oil gallery-tappet valley)- 29/64" dia.
60	S	376635-S8(PP66A)	1				Plug-cup type (oil gallery-front) -29/64"
60	S	376635-S8(PP66A)	4				Plug-cup type(oil gallery rear face)-29/64" dia.
60	S	370352-S(PP79)	2				Plug (rear face of block)-1 1/2" diam. cup type
60	S	371058-S(PP73)	1				Plug (cylinder block rear)-cup type-3/4"
60	S	376635-S8(PP66A)	2				Plug-cup type (cylinder block tappet oil lines front) -29/64" dia.
60	S	359390-S(PP86)	1				Plug-cup type (cylinder block camshaft rear bearing)-2.576" & 2.543" O. D. -. 30" oall thickness
60	S	B9SZ 6019-A	1				COVER ASSY. -CYLINDER TIMING GEAR-FRONT
60	S	359875-S(PP80)	1				Plug-expansion-1.636"/1.640" O. D. -cup type
60	S	20366-S8(B52)	2				Bolt (cover to block)-5/16"-18 x 7/8"
60	S	20520-S8(B63)	4				Bolt (cover to block)-5/16"-18 x 2"
60	S	44722-S8(X19)	8				Washer-flat-5/16"
60	S	B8S 6020-A	1				GASKET - CYLINDER TIMING CHAIN/TIMING GEAR FRONT COVER-rubber & fibre-(10) 11/32" diam. bolt holes-.032" thick

* Does not include tappets

FORD CAR PARTS

YEAR	RESTRICTIONS	PART NUMBER	QUANTITY				PART NAME AND DESCRIPTION
			430				
60	S	6028					BRACKET - ENGINE FRONT SUPPORT
		B9S 6028-A	1				R. H.
		B9S 6028-A	1				L. H.
		*6030					BRACKET ASSY. - ENGINE FRONT MOUNTING
60	S	6038					INSULATOR ASSY. - ENGINE FRONT SUPPORT
		B9S 6038-A	1				R. H.
		B9S 6038-A	1				L. H.
60	S	C2OZ 6039-B	2				INSULATOR - ENGINE REAR SUPPORT REBOUND
60	S	B9S 6039-A	2				INSULATOR-ENGINE FRONT SUPPORT REBOUND -LOWER-2 1/2" & 1 3/4" O. D. -1" height
60	S	"Before 12/2/59"	B9SZ 6049-A	2			HEAD - CYLINDER- consists of B9ME 6049-C & (1) C1VE 6051-A gasket-use with B8S 6505-AA & B9S 6507-AA valves
60	S	"From 12/2/59"	COME 6049-B	2			Use with COME type exhaust & intake valves
60	S		357167-S(PP82B)	4			Plug (cylinder head end)-1 3/4" diam. -cup type
60	S		358048-S(PP43)	6			Plug (cylinder head top)-3/4" pipe-socket head
60	S		370352-S(PP79)	4			Plug (cylinder head)-1 1/2" diam. -cup type
60	S		*371125-S(XX221)	20			Washer (cyl. head to block)-flat-9/16"
60	S		C1VE 6051-A	2			GASKET - CYLINDER HEAD-steel
60	S		C0SZ 6065-A	20			BOLT - CYLINDER HEAD-9/16"-12 x 4.28"/4.34"
60	S		373314-S(XX221A)	19			Washer-flat-5/8"
60	S		B9S 6068-A	1			SUPPORT ASSY. - ENGINE REAR
			370897-S(BB523)	1			Bolt (support to insulator)-3/8"-24 x 2.86"- shoulder-square head
			44727-S8(X24)	1			Washer-flat-3/8"
			*372348-S(XX260)	1			Washer-flat-1" I. D. -2.26" O. D.
			34445-S7-8(M80)	1			Nut-3/8"-24
60	S		C0SZ 6079-A	1			GASKET SET - VALVE GRIND
Consists of the following							
		2-C1VE 6051-A	Gasket (cylinder head)		1-C1VE 8255-A	Gasket (water outlet)	
		1-COME 6521-A	Gasket (valve cover)		2-B8S 9441-A	Gasket (intake manifold)	
		8-B8S 6571-A	Seal (intake valve stem)		1-C0SZ 9448-A	Gasket (exhaust manifold)-R. H.	
		8-B8S 6571-B	Seal (exhaust valve stem)		1-C0SZ 9448-B	Gasket (exhaust manifold)-L. H.	
		2-B9ME 6584-C	Gasket (rocker arm cover)		2-B8S 9450-A	Gasket (exhaust manifold to pipe)	
		1-B8S 6769-A	Seal (vent. tube)		1-373195-S	Grommet (distributor mounting stud)	
60	S	6108-09					PISTON ASSEMBLY -SOLID TYPE - 3 rings - includes piston pin
		C2VY 6108-A	4				Standard-R. H.
		C2VY 6108-D	4				.020" O/S-R. H.
		C2VY 6108-E	4				.030" O/S-R. H.
		C2VY 6109-A	4				Standard-L. H.
60	S	C2VY 6109-D	4				.020" O/S-L. H.
		C2VY 6109-E	4				.030" O/S-L. H.
		6148					PARTIAL PISTON RING SET - CONSISTS OF THE NECESSARY RINGS TO RE-RING (2) PISTONS - 3 rings
60	S	C0SZ 6148-A	4				Standard-Low Mileage type
		C0SZ 6148-C	4				.030" O/S-low mileage type
		C0SZ 6148-D	4				.040" O/S-low mileage type
60	S	C0SZ 6148-A	4				Standard-Hi Lo type
		C0SZ 6148-B	4				.020" O/S-Hi Lo type
		C0SZ 6148-C	4				.030" O/S-Hi Lo type
		C0SZ 6148-D	4				.040" O/S-Hi Lo type

YEAR	RESTRICTIONS	PART NUMBER	QUANTITY				PART NAME AND DESCRIPTION
			430				
60	S	C3VY 6200-A	8				ROD ASSY. - CONNECTING
		#6211					CONNECTING ROD BEARING
60	S	C1VZ 6211-B	16				Standard-#Red
		C1VZ 6211-B	16				Standard-0758"/.0761" - #White
		B8S 6211-AG	16				.002" U/S
		B8S 6211-AC	16				.010" U/S
		B8S 6211-AD	16				.020" U/S
		B8S 6211-AE	16				.030" U/S
60	S	"Before 5/15/60"	CITE 6212-A	16			NUT - CONNECTING ROD-3/8"-24-.557" hex. chamfered
60	S	"From 5/15/60"	COME 6212-A	16			13/32"-24
60	S	"Before 5/15/60"	45218-S8(M172)	16			Pal nut (connecting rod nut)-3/8"-24
60	S	"Before 5/15/60"	C1AZ 6214-A	16			BOLT - CONNECTING ROD-3/8"-24 x 2 7/32"
60	S	"From 5/15/60"	C2AZ 6214-A	16			13/32"-24 x 2.07"
60	S		B9ME 6250-C	1			CAMSHAFT ASSY. - LESS GEAR-(3) 5/16"-18 holes at front end-16 teeth on distributor drive gear-23.27" long-(5) 2.2645" bearing journals-#BA
60	S		C0SZ 6A251-A	1			CAMSHAFT BEARING KIT - STANDARD

Consists of the following Bearings

1-B8S 6261-AA Front 1-B8S 6263-AA Rear 1-B8S 6270-AA Rear Intermediate
 1-B8S 6262-AA Center 1-B8S 6267-AA Front Intermediate 1-359390-S Plug

60	S		B8S 6256-A	1			SPROCKET - CAMSHAFT-includes dowel pin-cast iron-(3) 11/32" & (1) .88" bolt holes-40 teeth-6.331" O.D.
60	S		352464-S8(BB139)	3			Bolt (sprocket to camshaft)-5/16"-18 x 1 1/8"
60	S		73248-S(N86)	1			Pin-dowel (sprocket to camshaft)-5/16" x 9/16"
60	S		B8E 6258-A	1			RING - CAMSHAFT GEAR OR SPROCKET LOCKING-(3) 21/64" holes

6261,6262,6263,6267 and 6270 CAMSHAFT BEARING CHART

YEAR	MODEL	C.I.D.	SIZE	FRONT	FRONT INTERMEDIATE	CENTER	REAR INTERMEDIATE	REAR
60	S	430	Standard	B8S 6261-AA	B8S 6267-AA	B8S 6262-AA	B8S 6270-AA	B8S 6263-AA

YEAR	RESTRICTIONS	PART NUMBER	QUANTITY				PART NAME AND DESCRIPTION
			430				
60	S	B8E 6268-A	1				CHAIN - TIMING-52 links
		6270					Camshaft Bearing Chart (Basic No. 6261)
60	S	C0SZ 6287-A	1				ECCENTRIC - CAMSHAFT FUEL PUMP DRIVE-includes (1) C3VY 6290-A & (1) C3VY 6281-B
60	S	C3VY 6303-A	1				CRANKSHAFT ASSY.
60	S	B8E 6306-A	1				SPROCKET - CRANKSHAFT-20 teeth-steel
60	S	358985-S(LL12)	1				Key (sprocket to crankshaft)-3/16"
60	S	B8S 6310-A	1				SLINGER - CRANKSHAFT OIL-3 1/2" O.D. - 1.376"/1.386" I.D.
60	S	"Before 2/1/60"	†B9SZ 6312-A	1			PULLEY ASSY. - CRANKSHAFT-double sheave-6.70" sheave dia. -8 1/4" dia. damper-(3) 3/8"-16 holes-11 timing marks-approx. 2 29/64" long-use with B8S 6023-A Pointer-Also refer to Basic No. 6A312
60	S	"From 2/1/60"	+C0SZ 6312-A	1			Double sheave-6.64" sheave diam. 8 1/4" diam. damper-(3) 3/8"-16 holes-approx. 2 23/64" long-
60	S	34810-S(X69)	1				Lockwasher-9/16"
60	S	74151-S(L13)	1				Key (crankshaft damper)-1/4" x 7/8"
60	S	377850-S(BB273A)	1				Bolt (damper to crankshaft)-5/8"-18 x 2"
60	S (P/S)	B9SZ 6A312-A	1				PULLEY ASSY. -CRANKSHAFT - OUTER-outer - single sheave-6.60" O.D. -(3) 13/32" diam. bolt holes-cast iron-Also refer to Basic No. 6312
60	S	B9SZ 6A321-A	1				CRANKSHAFT REAR MAIN BEARING SEAL - KIT -consists of the following 2-C1ME 6336-A Seal 2-C2OZ 6701-A Packing

♣ Red size and white size are optional for selective fit.

Identification marking

† Includes damper

FORD CAR PARTS

6333 & 6337 MAIN BEARING CHART

In the size column of the chart below (R) designates red size - (B) designates blue size.
Red size and blue size are optional for selective fit.

YEAR	MODEL	C.I.D.	SIZE	UPPER	LOWER	FRONT	FRONT INTERMEDIATE	CENTER	REAR INTERMEDIATE	REAR
60	S	430	STD.(R)-.0954" STD.(B)-.0958" .002" .010" .020" .030"	X	X	C1VE6333-B C1VE6333-D B8S 6333-AG B8S 6333-AC B8S 6333-AD B8S 6333-AE	C1VE6333-B C1VE6333-D B8S 6333-AG B8S 6333-AC B8S 6333-AD B8S 6333-AE	C1VE6337-B C1VE6337-D B8S 6337-AG B8S 6337-AC B8S 6337-AD B8S 6337-AE	C1VE6333-B C1VE6333-D B8S 6333-AG B3S 6333-AC B8S 6333-AD B8S 6333-AE	C1VE6333-B C1VE6333-D B8S 6333-AG B8S 6333-AC B8S 6333-AD B8S 6333-AE

YEAR	RESTRICTIONS	PART NUMBER	QUANTITY				PART NAME AND DESCRIPTION
			430				
60	S	C1ME 6336-A	2				SEAL - CRANKSHAFT REAR MAIN BEARING- #Yellow-asbestos & rubber-wedge shaped (in rear main bearing cap) Refer to Main Bearing Chart (Basic No. 6333)
		6337					
60	S	C1VE 6345-A	10				BOLT - CRANKSHAFT MAIN BEARING CAP - 1/2"-13 x 3.95"
60	S	B9SZ 6359-A	1				SPACER - CRANKSHAFT DAMPER-cast iron design-2.04", 1.889" & 1.875" O.D. -1.3765" I.D. - 2.58" long
60	S (C/M)	B9AZ 6A366-B	3				PLATE - FLYWHEEL REINFORCING-5.12" O.D. - 3.34" I.D. -.060" thick
60	S (C/M)	B8A 6375-B	1				FLYWHEEL AND RING GEAR ASSY. -includes ring gear-153 teeth-14.96" O.D. -(16) 17/64" bolt holes
60	S	B8A 6378-A	1				WASHER - CRANKSHAFT PULLEY OR DAMPER RETAINING-1.76" O.D. -.66" I.D. -.212" thick
60	S (C/M)	B8A 6379-B	6				BOLT - FLYWHEEL TO CRANKSHAFT- 7/16"-20 x 11/16"-hex. head self-locking
60	S	EAD 6397-A	2				DOWEL - cylinder block to flywheel housing- 1/2" x 1"
60	S	C2AZ 6436-A	1				SEAL - STARTER TO FLYWHEEL HOUSING
60	S	C3SZ 6500-A	16				TAPPET ASSY. - VALVE - hydraulic

6505-07 INTAKE and EXHAUST VALVE CHART

YEAR	C.I.D.	MODEL	EXHAUST VALVE					INTAKE VALVE				
			LENGTH	HEAD DIA.	STEM SIZE	STEM DIA.	PART NUMBER	LENGTH	HEAD DIA.	STEM SIZE	STEM DIA.	PART NUMBER
60	430	S (use w/B9ME type cyl. head)	5.29"	1.77"	Std. .003" .015"	.3697" .3727" .3847"	B8S 6505-AA B8S 6505-AB B8S 6505-AC	5.29"	2.09"	Std. .003"	.3715"	B9ME 6507-L B9ME 6507-N
60	430	S (use with COME type cyl. head)	5.29"	1.66"	Std. .003" .015" .030"	.3703" .3707" .3735" .3855" .4005"	+COME 6505-N +COME 6505-G C6VY 6505-C C6VY 6505-D C6VY 6505-E	5.29"	1.95"	Std. .003" .015" .030"	.3715" .3747" .3867" .4017"	+C1VE 6507-A C1VE 6507-C C1VE 6507-D C1VE 6507-E

Identification marking + Green size - optional with red size for selective fit
* Red size - optional with green size for selective fit

FORD CAR PARTS

SECTION 40.9
8 CYL. - 430

257

YEAR	RESTRICTIONS	PART NUMBER	QUANTITY				PART NAME AND DESCRIPTION
			430				
60	S	B8S 6513-A	16				SPRING - VALVE -two piece design-#Gray paint-consists of the following-1-Valve spring, 1-Damper spring
60	S	B8S 6514-A	16				RETAINER - VALVE SPRING-I, 64" O. D. -. 70" tapered I. D. -. 33" height
60	S	B8S 6517-A	16				SLEEVE - VALVE SPRING RETAINER -. 895" flange O. D. to . 599" conical O. D. -. 327" height
60	S	B8A 6518-A	32				RETAINER - VALVE SPRING -. 373" to . 533" conical O. D. -. 380" height-#Red
60	S	C0ME 6519-B	1				COVER - VALVE PUSH ROD
60	S	371065-S(BB549)	16				Screw & washer (cover to cylinder head & block)-5/16"-18 x 5/8"
60	S	C0ME 6521-A	1				GASKET - VALVE CHAMBER COVER OR PUSH ROD COVER - valve push rod cover
60	S	C1VE 6A527-A	8				BOLT - VALVE ROCKER ARM SHAFT SUPPORT - 3/8"-16 x 2 7/8"
60	S	C1VE 6A527-A	8				Bolt (support to cyl. head)-3/8"-16 x 2 7/8" hex. hd.
60	S	B8E 6531-A	8				SUPPORT - VALVE ROCKER ARM SHAFT - 1. 88" height
60	S(use with 372701-S)	372702-S(XX144)	8				Washer-flat-3/8" I. D. -1" O. D.
		34807-S7-8(X66)	8				Lockwasher-3/8"
60	S	B8S 6563-A	2				SHAFT - VALVE ROCKER ARM -18. 66" long-(4) 13/32" thru holes-(8) 5/32" holes thru lower half of shaft-(2) , 138" thru holes-. 540" opening each end- includes (2) EAA 6572-A Plugs
60	S	B8AZ 6564-C	16				ARM - VALVE ROCKER - HYDRAULIC TAPPETS
60	S	C3SZ 6565-A	16				ROD - VALVE PUSH -std. -9. 77" long
		C0LE 6565-A	16				. 060" O/S-#Black
		C3SZ 6565-B	16				. 060" U/S
60	S (P/S)	B9A 6570-A	1				GROMMET - POWER STEERING OIL RESERVOIR COVER STUD -rubber-. 32" I. D. -1" O. D. -1/2" thick
60	S	B8S 6571-A	8				SEAL - VALVE GUIDE AND VALVE STEM -Intake
60	S	B8S 6571-B	8				Exhaust
60	S	EAA 6572-A	4				PLUG - VALVE ROCKER ARM SHAFT -cup shaped-. 536" diameter
		6582					COVER ASSY. - VALVE ROCKER ARM
60	S-#Primed	B9LE 6582-A	1				R. H. -painted
		B9LE 6582-A	1				L. H. -painted
60	S	371065-S(BB549)	12				Bolt (cover to cyl. head)-5/16"-18 x 5/8" hex. washer head locking
60	S	B9ME 6584-C	2				GASKET - VALVE ROCKER ARM COVER -rubber bonded cork-(6) tabs-(6) 11/32" bolt holes . 240" thick
60	S	B8A 6587-B	6				SPRING - VALVE ROCKER ARM TO SHAFT LOCATING -approx. 3. 73" free length-8 coils-. 859" I. D.
60	S	B8A 6590-A	8				WASHER - VALVE ROCKER ARM SHAFT -steel- 1. 32" O. D. -. 86" I. D. -. 060" thick
		72053-S(N52)	8				Cotter pin-1/8" x 1 1/4"
60	S	B8A 6598-A	4				WASHER - TRANSMISSION GEAR SHIFT SELECTOR TUBE BUSHING -1. 18" O. D. -. 008" thick
60	S	C0ME 6600-C	1				PUMP ASSY. - ENGINE OIL -rotor type-does not include vacuum pump- includes (1) each B9SZ 6659-A & B8AZ 6626-B gaskets
60	S	370724-S(PP71)	1				Plug-cup type expansion (oil pump body)
60	S	20408-S7(B81)	2				Bolt (pump to cylinder block)-3/8"-16 x 1 1/8"
		34807-S8(X66)					Lockwasher-3/8"
60	S	B9SZ 6A618-A	1				SHAFT - OIL PUMP INTERMEDIATE -includes retainer rings
60	S	C1VE 6622-A	1				SCREEN , TUBE AND COVER ASSY. - OIL PUMP
60	S	20346-S8(B50)	2				Bolt (screen to oil pump)-5/16"-18 x 3/4"
60	S	B8AZ 6626-B	1				GASKET - OIL PUMP INLET TUBE FITTING

Identification marking

FORD CAR PARTS

YEAR	RESTRICTIONS	PART NUMBER	QUANTITY				PART NAME AND DESCRIPTION
			430				
60	S	B8A 6629-A	1				RING - OIL PUMP INTERMEDIATE SHAFT RETAINER-.52" O. D. -6 prongs
60	S	B9S 6634-A	1				TUBE - VACUUM PUMP TO CYLINDER BLOCK
60	S	373194-S(Π-163)	1				Fitting-90° elbow
60	S	B9SZ 6A636-A	1				GASKET - OIL FILTER ADAPTER TO CYLINDER BLOCK -(2) 3/8" & (3) 11/32" holes-.030" thick
60	S	B9ME 6659-A	1				GASKET - OIL PUMP TO BLOCK -(1) .62" & (2) 13/32" diam. holes-.030" thick
60	S	B9SZ 6659-A	1				Rubber-.010" thick
60	S	C0AZ 6666-A	1				PLUG - OIL RELIEF VALVE -in oil pump-cup type-.559" & .567" O. D. -.361" height-.114" orifice
60	S	C0ME 6670-A	1				SPRING - OIL PUMP BODY RELIEF VALVE - 18 active coils-2.34" long-.468" O. D. Plug-cup type expansion (oil pump body)
60	S	370724-S(PP71)	1				PLUNGER - OIL PUMP BODY RELIEF VALVE
60	S	B9AE 6674-A	1				PAN ASSY. - ENGINE OIL
60	S	C0SE 6675-A	1				Bolt (oil pan to cylinder block)-5/16"-18 x 5/8" hex. head locking
60	S	371065-S(BB549)	16				OIL SEAL - CYLINDER FRONT COVER
60	S	EAA 6700-B	1				PACKING - CRANKSHAFT - REAR - 6 1/2" long- 27/64" wide-13/64" thick-cut to length
60	S	C2OZ 6701-A	2				GASKET - ENGINE OIL PAN -rubber
60	S	B9SZ 6710-A	1				
60	S	B9ME 6713-B	1				PUMP ASSY. - VACUUM
60	S	372271-S8(BB130)	4				Bolt (vacuum pump to oil pump)-1/4"-20 x 2 7/8"
60	S	C3AZ 6730-A	1				PLUG - ENGINE OIL PAN DRAIN -1/2"-20- includes (1) C2OZ 6734-A gasket
60	S	C1AZ 6731-A	1				ELEMENT ASSY. - ENGINE OIL FILTER - WITH GASKETS -"spin-on" one piece filter-has 3/4"-16 female threads
60	S	C2OZ 6734-A	1				GASKET - ENGINE OIL PAN DRAIN PLUG - #Nylon-13/16" O. D. -1/2" I. D. -5/64" thick
60	S	B8E 6750-C	1				INDICATOR ASSY. - OIL LEVEL -on cylinder block -approx. 24 29/32" long-Black
60	S	B9SE 6754-A	1				TUBE - OIL LEVEL INDICATOR-includes bracket- approx. 14 13/64" long
60	S	20408-S7(B81) 34847-S8(X74)	1				Bolt (tube to block)-3/8"-16 x 1 1/8" Lockwasher-3/8"
60	S	B9SZ 6758-A	1				TUBE - CRANKCASE VENTILATION - NON - EMISSION REDUCTION CONTROL -attaches to rear of intake manifold flange-approx. 8 35/64" long
60	S	B6AZ 6766-A	1				CAP ASSY. - OIL FILLER AND BREATHER - NON - EMISSION REDUCTION CONTROL -#Black Chrome
60	S	C2SZ 6766-A	1				SEAL - VALVE PUSH ROD COVER VENTILATION TUBE -cork & rubber-1.98" O. D. -1.24" I. D. - .30" thick-3/4" circle type
60	S	B8S 6769-A	1				GASKET - OIL FILTER MOUNTING -4.955" O. D. - 4.40" I. D. -.06" thick-not used with disposable one piece type oil filter
60	S	EAA 6838-A	1				COVER - CYLINDER BLOCK VENTILATION TUBE OPENING
60	S	B8S 6869-A	1				GASKET - CRANKCASE VENTILATION COVER - rubber & fibre-.030" thick
60	S	B8E 6870-A	1				ADAPTER and INSERT ASSY. - OIL FILTER
60	S	C4VY 6881-A	1				Bolt (adapter to block)-5/16"-18 x 1 1/8" Lockwasher-5/16" Washer-flat-5/16"
60	S	352464-S8(BB139) 34806-S7(X64) 44722-S8(X19)	3 3 3				INSERT - OIL FILTER MOUNTING BOLT -3/4"- 16 external threads-1/2" I. D. -1.30" long-use with "Spin-On" type filter-att. filter to adaptor or cyl. block
60	S	B8A 6890-A	1				

Identification marking

INDEX

SECTIONS 70 THRU 75 - STANDARD or MANUAL TRANSMISSION and CLUTCH - continued

PART NAME	GROUP NUMBER	PART NAME	GROUP NUMBER
Housing (gear shift)	7222	Pawl (overdrive balk ring sliding)	7690
Housing (transmission extension)	7A039	Pedal assy. (clutch)	7519
Housing (transmission overdrive)	7A040	Pin (gear shift tube lever)	7337
Hub ass'y. (clutch release bearing)	7561	Pin (shifter fork lock plunger)	7235
Hub (intermediate and high clutch)	7105	Pin (trans. gear shift interlock rod)	7C316
Hub (third and fourth speed synchronizer clutch)	7105	Pin (trans. gear shift lever support shaft)	7A111
Insert (first and second speed synchronizer clutch hub)	7A044	Pivot (clutch release equalizer shaft ball inner)	7A531
Insert (intermediate and high clutch hub)	7A044	Plate & cover ass'y. (clutch pressure)	7563
Insert (third and fourth speed synchronizer clutch hub)	7A044	Plate and trough (overdrive balk ring and gear)	7665
Insert (transmission gear shift lever)	7E133	Plate ass'y. (engine rear)	7007
Insulator (clutch pedal assist spring)	7A630	Plate assy. (trans. gear shift lever floor opening cover)	7C309
Insulator (clutch release idler lever adj. swivel)	7A641	Plate assy. (trans. gear shift opening cover)	7E169
Insulator (gear shift selector arm)	7246	Plate (gear shift lever opening cover)	7B233
Interlock (transfer case gear shift)	7229	Plate (o/drive countershaft & reverse idler shaftlock)	7155
Interlock (transmission gear shift control lever)	7C318	Plate (transfer case inter. lock)	7155
Insulatr (trans. gear shift lever)	7246	Plate (trans. gear shift lever opening cover)	7B233
Kit (close ratio transmission gear)	7009	Plunger (reverse gear shift interlock)	7233
Kit (clutch pressure plate & disc.)-Cobra	7A537	Plunger (shifter fork cam & shaft lock)	7233
Kit (gear shift selector arm bushing & insulator)	7343	Rail (transmission gear shift)	7240
Kit (power take-off)-transfer case	7275	Rail (trans. high & intermediate shifter)	7241
Kit (trans. interlock linkage conversion)	7B242	Rail (trans. low and reverse shifter)	7240
Kit (trans. selector handle)	7213	Relay assy. (transmission overdrive)	7A651
Kit (transmission small parts repair)	7B331	Retainer (clutch pedal)	7540
Kit (universal joint snap ring & seal)-front & rear	7037	Retainer (clutch pedal assist spring)	7540
Knob (overdrive manual control)	7A650	Retainer (clutch pedal rod seal)	7B507
Lever and shaft assy. (reverse gear shift)	7290	Retainer (clutch release equalizer shaft bearing)	7A629
Lever ass'y. (clutch release)	7515	Retainer (gear shift tube lever)	7347
Lever ass'y. (gear shift)	7302	Retainer (gear shift tube pin)	7B163
Lever (first and second shifter fork cam and shaft shift)	7290	Retainer (gearshift tube vibration damper)	7211
Lever (gear shift)-less ball	7210	Retainer (input shaft bearing)	7050
Lever (gear shift tube low & reverse shift)	7303	Retainer (overdrive free wheel unit)-front	7674
Lever (high & inter. shifter fork cam & shaft shift)	7285	Retainer (overdrive free wheel unit)-rear	7676
Lever, knob, insulator & impact sleeve (gear shift)	7210	Retainer (transfer case bearing)	7085
Lever (low & reverse shifter fork cam & shaft shift)	7303	Retainer (transmission gear shift lever boot)	7262
Lever (low and reverse shifter fork shift)	7290	Retainer (trans. gear shift lever support shaft)	7348
Lever (reverse shifter fork cam and shaft shift)	7290	Retainer (trans. output shaft bearing)	7085
Lever (third and fourth shifter fork cam and shaft shift)	7285	Ring and gear (overdrive balk)	7662
Lever (transfer case control)	7210	Ring (output shaft bearing to adapter retaining)	7064
Lever (transmission first and second gear shift)	7315	Ring (synchronizer blocking)	7107
Lever (transmission gear shift lever mounting plate)	7210	Ring (transmission gear shift lever boot)	7D152
Lever (trans. low & reverse gear shift interlock)	7C173	Rod (clutch pedal to equalizer bar)	7521
Lever (transmission third and fourth gear shift)	7C313	Rod (clutch pedal to idler lever)	7A516
Link (clutch pedal assist spring)	7592		7525
Nut (overdrive manual control)	7A227	Rod (equalizer bar to clutch release lever)	7521
Nut (transmission gear shift lever ball lock)	7C404	Rod (gear shift high & intermediate)	7326
Oil seal (extension housing)	7052	Rod (gear shift low & reverse connecting)	7328
Oil seal (overdrive housing)	7052	Rod (reverse gear shift)	7B112
Oil seal (overdrive manual control lever shaft)	7288	Rod (trans. gear shift 1st & 2nd speed connecting)	7328
Oil seal (shifter fork cam & shaft shift lever)	7288	Rod (transmission gear shift interlock)	7328
Oil seal (transfer case)	7B215	Roller (countershaft gear pilot bearing)	7121
Oil seal (transfer case front & rear shift rod)	7288	Roller (input shaft pilot bearing)	7118
Oil seal (transmission input shaft)	7A283		7120
Oil Seal (transmission output shaft)	7A011	Roller (overdrive free wheel unit)	7679
Oil seal (transmission overdrive)	7693	Roller (transfer case inter. shaft bearing)	7065
Pad (brake pedal)	7A624	Roller (trans. idler shaft bearing)	7D271
Pad (clutch pedal)	7A624	Screw (transfer case shift fork set)	7B360

INDEX

SECTIONS 70 THRU 75 - STANDARD or MANUAL TRANSMISSION and CLUTCH - continued

PART NAME	GROUP NUMBER	PART NAME	GROUP NUMBER
Seal (clutch pedal rod)	7527 7A533	Snap ring (transfer case input shaft bearing)	7070
Seal (overdrive governor to housing)	6927	Socket ass'y. (trans. gear shift lever)	7228
Shaft & bracket (engine mounted accelerator)	7A185	Solenoid assy. (overdrive gear shifter)	6916
Shaft and gear (overdrive main)	7749	Spacer (clutch release idler lever adj.)	7B539
Shaft & lever assy. (overdrive manual control)	7A658 7-7685	Spacer (countershaft gear bearing roller)	7125
Shaft (gear shift lever support)	7241 7378	Spacer (countershaft gear pilot bearing)	7115
Shaft (output)	7061	Spacer (gear shift lever arm hub)	7336
Shaft (reverse idler gear)	7140	Spacer (trans. gear shift selector lever)	7336
Shaft (transfer case gear shift fork)	7240	Spring & silencer (clutch pedal lever assist)	7A574
Shaft (transfer case input)	7017	Spring (clutch pedal lever assist)	7534
Shaft (transfer case intermediate gear)	7111	Spring (clutch release lever anti-rattle)	7562
Shaft (transmission input)	7017	Spring (gear shift tube retracting)	7227
Shield (clutch release lever dust)	7513	Spring (overdrive shift fork and rail retractor)	7685
Shield (transmission control linkage splash)	7A349	Spring (retracting)	7523
Shim (transfer case output shaft rear bearing cap)	7029	Spring (shifter fork cam & shaft lock plunger)	7234
Shim (transfer case rear output bearing)	7029	Spring (transfer case shift lever ball return)	7C491
Silencer (clutch pedal lever assist spring)	7A575	Spring (transfer case shift rod poppet)	7219
Sleeve (clutch release idler lever swivel)	7B515	Spring (trans. gear shift control)-anti-rattle	7C307
Sleeve (first speed gear)	7C115	Spring (trans. gear shift lever & insulator pin)	7208
Sleeve (gear shift lever impact)	7335	Spring (transmission gear shift lever support shaft)	7227
Sleeve (intermediate and high clutch hub)	7106	Spring (trans. synchronizer)-low and reverse	7D176
Sleeve (low & reverse lever to high & inter. lever)	7336	Stud (gear shifter rod connecting)	7233
Sleeve (output shaft)	7063	Stud (trans. low & reverse gear shift interlock)	7C174
Sleeve (shifter fork cam & shaft interlock)	7233	Support ass'y. (gear shift lever)	7398
Sleeve (transmission control selector lever)	7B010	Support (transmission gear shift lever)	7416
Sleeve (trans. gear shift rod adjustment)	7353	Switch assy. (transmission overdrive accelerator kick down)	7A652
Slide assy. (low and reverse gear shift interlock)	7C400	Synchronizer assy.	7124
Snap ring (first and second speed synchronizer hub)	7109	Transfer case assy.	7005
Snap ring (input shaft)	7059	Transmission and extension assy.	7003
Snap ring (input shaft bearing)	7026	Trunnion (gear shift lever)	7B125
Snap ring (input shaft bearing to shaft)	7064	Tube & socket (gear shift)	7209
Snap ring (inter. and high clutch hub synchronizer)	7109	Tube assy. (trans. gear shift)	7212
Snap ring (output shaft bearing)-front	7030	Unit (overdrive free wheel)	7675
Snap ring (output shaft bearing)-outer	7030	Vent assy. (transfer case breather)	7034
Snap ring (output shaft bearing rear)	7059 7030	Vent (overdrive housing)	7034
Snap ring (output shaft bearing retainer)	7030	Vent (transmission case)	7034
Snap ring (output shaft bearing to shaft)	7064	Washer (countershaft gear thrust)	7119 7029
Snap ring (output shaft speedometer drive gear)	7160	Washer (counter shaft thrust) -rear inner	7119
Snap ring (output shaft synchronizer)	7059 7064	Washer (counter shaft thrust) -rear outer	7119
Snap ring (overdrive balk ring and gear to adapter)	7666	Washer (first speed gear)	7071
Snap ring (overdrive free wheel unit to main shaft)	7672	Washer (reverse idler gear front thrust)	7149
Snap ring (overdrive main shaft bearing)	7656	Washer (reverse idler gear rear thrust)	7029
Snap ring (overdrive main shaft bearing to shaft)	7064	Washer - spring (lever socket to tube anti-vibrator)	7242
Snap ring (overdrive main shaft speedometer gear)	7667	Washer (transfer case gear thrust)	7067
Snap ring (overdrive plane tary gear to mainshaft)	7672	Washer (trans. constant mesh low gear thrust)	7071
Snap ring (overdrive ring gear)	7654	Washer (transmission control selector lever)	7E132
Snap ring (speedometer drive gear to shaft)	7064	Washer (trans. output shaft thrust)	7A385
Snap ring (speedometer driving gear)	7059	Wedge (trans. low & reverse gear shift interlock)	7C175
Snap ring (third and fourth speed synchronizer hub)	7109	Wire assy. (trans. overdrive relay extension)	7E047
		Wire (ignition circuit to overdrive relay)	7A199
		Wiring & switch assy. (overdrive solenoid to relay)	7A200
		Wiring assy. (overdrive solenoid to relay)	7A200

HOW TO IDENTIFY MANUAL TRANSMISSIONS and RELATED PARTS

Seven types of manual transmissions have been used as optional equipment for 1960 and subsequent model years.

PARTS DIRECTLY RELATED TO THE OPERATION OF THE TRANSMISSION ASSEMBLY, SUCH AS CASE, GEARS, SHAFTS, EXTENSIONS, ETC. , ARE LISTED IN PARTS LISTS SECTIONS FOR EACH BASIC TRANSMISSION TYPE AS INDICATED BELOW.

PARTS NOT DIRECTLY RELATED TO THE TRANSMISSION ASSEMBLY, SUCH AS GEAR SHIFT OR CLUTCH MECHANISM, ARE LISTED IN SECTIONS 71 THRU 75.

Description and Type	Catalog Identification	Parts List Section	Years
3 Speed-2.77	2.77	70.1	60/
3 Speed-2 15/16	2 15/16	70.2	60/62
3 Speed-Overdrive	O/D	70.3	60/
3 Speed-3.03	3.03	70.4	63/
4 Speed-Dagenham	D/4/S	70.5	62/
4 Speed-Ford	F/4/S	70.6	64/
4 Speed-Warner	W/4/S	70.7	60/

Each transmission is identified by a number stamped directly on the transmission case or appearing on a metal tag or plate attached to the case. Refer to page 263 of this section for the locations of the identification numbers.

Each basic transmission type is identified by several numbers which reflect the different model years or the significant changes made within the same model years.

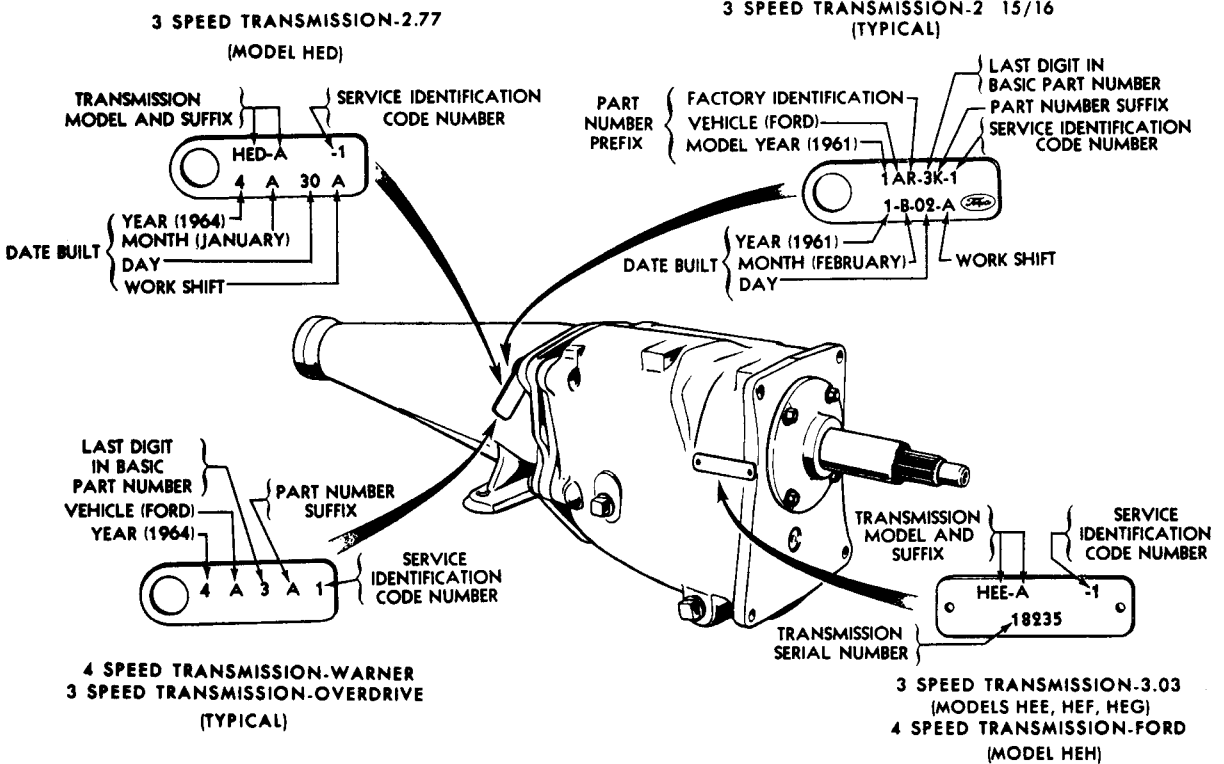
A guide listing the transmission identification numbers in numerical and alphabetical sequence appears on page 264 of this section. When the transmission identification number is known, simply refer to this guide for the appropriate transmission type, year, parts list section and illustration section and page number.

Manual transmissions and their related parts can also be identified by year, model, engine, etc. on pages 265 and up of this section.

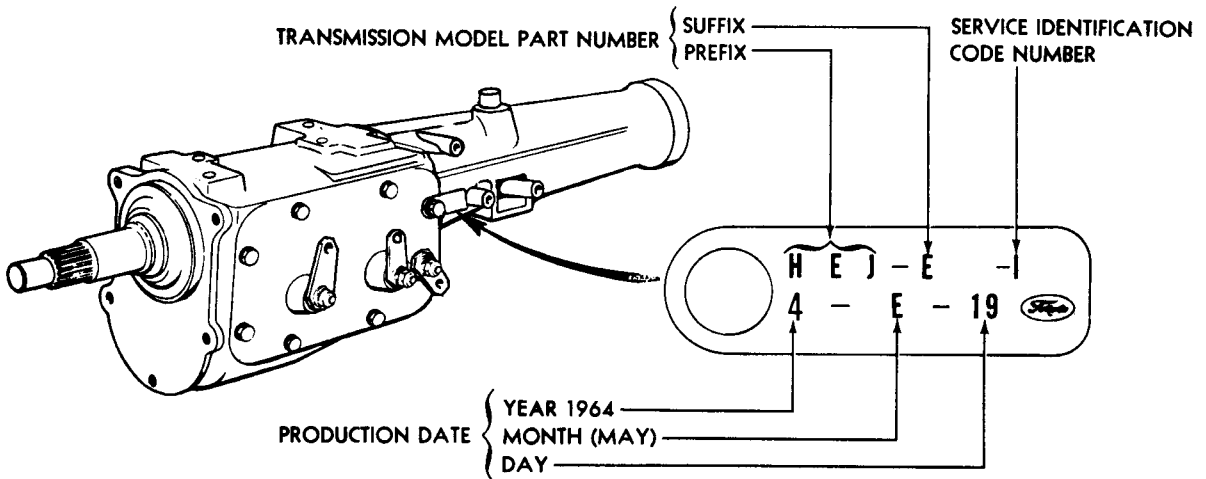
Manual transmission illustrations are shown in Illustration Sections 70 thru 75 of the Illustrations Catalog, Form AF 7682.

An index cross referencing part name to basic number appears at the beginning of this section on pages 259, 260 and 261.

MANUAL TRANSMISSION IDENTIFICATION



P-4480



4 SPEED TRANSMISSION - DAGENHAM

P-5125

TRANSMISSION APPLICATION CHART

MODEL	ENGINE		TRANSMISSION		PARTS LIST 70.	ILLUS. SECTION 70 PAGE	PART NUMBER	REPLACED BY
	CYL.	C.I.D.	IDENT.	TYPE				

1960

- A -

A	6	223	0A3B	2 15/16	70.2	204	★C0AR 7003-B	Service details
A	6	223	0A3H	2 15/16	70.2	204	★C0AR 7003-H	Service details
A	6	223	0A3N	2 15/16	70.2	204	★C0AR 7003-N	Service details
A(Taxi)	6	223	0A3D	2 15/16	70.2	204	★C0AR 7003-D	Service details
A(Taxi)	6	223	0A3M	2 15/16	70.2	204	★C0AR 7003-M	Service details
A(Police & Taxi)	6	223	0A3R	2 15/16	70.2	204	★C0AR 7003-R	Service details
A	8	292	0A3C	2 15/16	70.2	204	★C0AR 7003-C	Service details
A	8	292	0A3G	2 15/16	70.2	204	★C0AR 7003-G	Service details
A(Police & Taxi)	8	292	0A3S	2 15/16	70.2	204	★C0AR 7003-S	Service details
A	8	292	0A3J	2 15/16	70.2	204	★C0AR 7003-J	Service details
A	8	352	0A3E	2 15/16	70.2	204	★C0AR 7003-E	Service details
A	8	352	0A3L	2 15/16	70.2	204	★C0AR 7003-L	Service details
A	8	352	C2AA-D	W/4/S	70.3	208	★C2AZ 7003-F	Service details

- S -

S	8	352	C0SS-A	2 15/16	70.2	207	★C0SS 7003-A	Service details
---	---	-----	--------	---------	------	-----	--------------	-----------------

- X -

X	6	144	0D3G	2.77	70.1	206	★C0DR 7003-G	Service details
X	6	144	0D3H	2.77	70.1	206	★C0DR 7003-H	Service details
X	6	144	0D3D	2.77	70.1	206	★C0DR 7003-D	Service details

1961

- A -

A	6	223	1A3A	2 15/16	70.2	204	★C1AR 7003-A	Service details
A	6	223	1A3F	2 15/16	70.2	204	★C1AR 7003-F	Service details
A	6	223	1A3K	2 15/16	70.2	204	★C1AR 7003-K	Service details
A	6	223	1A3N	2 15/16	70.2	204	★C1AR 7003-N	Service details
A(Police & Taxi)	6	223	1A3H	2 15/16	70.2	204	★C1AR 7003-H	Service details
A(Police & Taxi)	6	223	1A3S	2 15/16	70.2	204	★C1AR 7003-S	Service details
A	8	292	1A3B	2 15/16	70.2	204	★C1AR 7003-L	Service details
A	8	292	1A3G	2 15/16	70.2	204	★C1AR 7003-G	Service details
A	8	292	1A3L	2 15/16	70.2	204	★C1AR 7003-L	Service details
A	8	292	1A3R	2 15/16	70.2	204	★C1AR 7003-R	Service details
A(Police & Taxi)	8	292	1A3J	2 15/16	70.2	204	★C1AR 7003-J	Service details
A(Police & Taxi)	8	292	0A3S	2 15/16	70.2	204	★C0AR 7003-S	Service details
A(Police)	8	352,390	1A3D	2 15/16	70.2	204	★C1AR 7003-D	Service details
A	8	352,390	1A3E	2 15/16	70.2	204	★C1AR 7003-E	Service details
A	8	352,390	1A3M	2 15/16	70.2	204	★C1AR 7003-M	Service details
A	8	352,390	1A3U	2 15/16	70.2	204	★C1AR 7003-U	Service details
A	8	352,390	C2AA-D	W/4/S	70.7	208	★C2AZ 7003-F	Service details

- X -

X	6	144	0D3J	2.77	70.1	206	★C0DR 7003-J	Service details
X	6	144	0D3L	2.77	70.1	206	★C0DR 7003-L	Service details
X(with cantilever spring type engine rear support)	6	144	1D3E	2.77	70.1	206	★C1DR 7003-E	Service details
X	6	170	1D3A	2.77	70.1	206	★C1DR 7003-A	Service details
X	6	170	1D3B	2.77	70.1	206	★C1DR 7003-B	Service details
X(with cantilever spring type engine rear support)	6	170	1D3D	2.77	70.1	206	★C1DR 7003-D	Service details

TRANSMISSION APPLICATION CHART

MODEL	ENGINE		TRANSMISSION		PARTS LIST 70.	ILLUS. SECTION 70 PAGE	PART NUMBER	REPLACED BY
	CYL.	C.I.D.	IDENT.	TYPE				
1962								
- A -								
A	6	223	2A3A	2 15/16	70.2	204	★C2AZ 7003-A	Service details
A(Police & Taxi)	6	223	2A3C	2 15/16	70.2	204	★C2AZ 7003-A	Service details
A	8	292	2A3B	2 15/16	70.2	204	★C2AZ 7003-B	Service details
A(Police & Taxi)	8	292	2A3D	2 15/16	70.2	204	★C2AZ 7003-D	Service details
A	8	352, 390	2A3E	2 15/16	70.2	204	★C2AZ 7003-E	Service details
A	8	352, 390, 406	C2AA-D	W/4/S	70.7	208	★C2AZ 7003-F	Service details
- B -								
B	6	170	2O3J	2.77	70.1	206	★C2OZ 7003-B	Service details
B(Taxi)	6&8	221	2O3L	2 15/16	70.2	204	★C2OZ 7003-E	Service details
B(Taxi)	6&8	170, 260	2O3H	2 15/16	70.2	204	★C2OZ 7003-C	Service details
B	8	221	2O3K	2 15/16	70.2	204	★C2OR 7003-K	Service details
B	8	260	2O3G	2 15/16	70.2	204	★C2OR 7003-G	Service details
- X -								
X	6	144	2D3B	2.77	70.1	206	★C2DZ 7003-B	Service details
X	6	144	2D3C	2.77	70.1	206	★C3DZ 7003-C	C6DZ 7003-A
X	6	144	2D3A	2.77	70.1	206	★C2DZ 7003-A	C6DZ 7003-A
X	6	144	2D3E	2.77	70.1	206	★C2DZ 7003-E	C6DZ 7003-A
X	6	170	2D3D	2.77	70.1	206	★C2DZ 7003-D	C6DZ 7003-A
X	6	170	HEJ-A	D/4/S	70.5	209	★C2DZ 7003-F	C2DZ 7003-G
1963								
- A -								
A	6	223	HEE-A	3.03	70.4	205	C3AZ 7003-A	
A(Police & Taxi)	6	223	HEF-A	3.03	70.4	205	★C3AZ 7003-B	C4AZ 7003-G
A	8	260, 289	HEF-B	3.03	70.4	205	★C3AZ 7003-C	Service details
A(Taxi)	8	260	HEF-C	3.03	70.4	205	★C3AZ 7003-D	Service details
A	8	352, 390	HEG-A	3.03	70.4	205	★C3AZ 7003-K	Service details
A	8	352, 390, 406	C3AA-E	W/4/S	70.7	208	★C3AZ 7003-G	C4AZ 7003-N
A	8	390, 406		W/4/S	70.7	208	★C3AZ 7003-H	C4AZ 7003-N
A(Special)	8	427	HEG-C	3.03	70.4	205	★C3AZ 7003-J	Service details
A(Special)	8	427	C3AR-K	W/4/S	70.7	208	★C3AZ 7003-K	C4AZ 7003-N
A(Special)	8	427	C3AR-J	W/4/S	70.7	208	★C3AZ 7003-L	C4AZ 7003-N
A(Special)	8	427	C4AR-S	W/4/S	70.7	208	★C4AZ 7003-S	C4AZ 7003-N
A(Special)	8	427	C4AR-Nor 4A3-N-1	W/4/S	70.7	208	C4AZ 7003-N	
- B -								
B	6	170	HED-AT	2.77	70.1	206	★C3OZ 7003-G	Service details
B(with H/D clutch)	6	170	HEF-P	3.03	70.4	205	★C3OZ 7003-D	Service details
B	8	221, 260	3O3C-1	O/D	70.3	201&202	★C3OA 7003-C	Service details
B	8	221	HEE-B	3.03	70.4	205	C3OZ 7003-A	
B(Police & Taxi)	8	221, 260	HEF-E	3.03	70.4	205	★C3OZ 7003-C	Service details
B	8	221, 260	3O3B	W/4/S	70.7	208	★C3OZ 7003-E	C3OZ 7003-L
B	8	260	HEF-D	3.03	70.4	205	★C3OZ 7003-B	Service details
B	8	289	HFG-B	3.03	70.4	205	★C3OZ 7003-F	Service details
B(Special)	8	289	3O3G	W/4/S	70.7	208	C3OZ 7003-H	
- X -								
X	6	144	2D3E	2.77	70.1	206	★C2DZ 7003-E	C6DZ 7003-A
X	6	170	2D3D	2.77	70.1	206	★C2DZ 7003-D	C6DZ 7003-A
X	6	170	EC2DD	D/4/S	70.5	209	★C2DZ 7003-F	C2DZ 7003-G
X	8	260	HEF-N	3.03	70.4	205	★C3DZ 7003-B	C4DZ 7003-B
X	8	260	3B3D-1	W/4/S	70.7	208	C3DZ 7003-D	

TRANSMISSION APPLICATION CHART

MODEL	ENGINE		TRANSMISSION		PARTS LIST 70.	ILLUS. SECTION 70 PAGE	PART NUMBER	REPLACED BY	
	CYL.	C.I.D.	IDENT.	TYPE					
1964									
- A -									
A	6	223	HEE-D	3.03	70.4	205	★C4AZ 7003-A	Service details	
A(Taxi)	6	223	HEF-AK	3.03	70.4	205	C4AZ 7003-G		
A	6	223	HEK-B or 4A3-U-1	O/D	70.3	201&202	★C4AR 7003-U	Service details	
A	8	289	HEF-AL	3.03	70.4	205	★C4AZ 7003-H	Service details	
A(Taxi)	8	289	HEF-AM	3.03	70.4	205	★C4AR 7003-J	Service details	
A	8	289	HEK-C	O/D	70.3	201&202	★C4AR 7003-V	Service details	
A	8	352	HEG-E	3.03	70.4	205	★C4AZ 7003-K	Service details	
A	8	390	HEG-G	3.03	70.4	205	★C4AR 7003-L	Service details	
A	8	390	HEK-D	O/D	70.3	202&203	★C4AR 7003-T	Service details	
A	8	390	HEH-D	F/4/S	70.6	210	★C4AZ 7003-F	C5AZ 7003-J & C4AZ 7050-A	
A	8	390	4A3-M-1	W/4/S	70.7	208	★C4AR 7003-M	C4AZ 7003-N	
A	8	390, 427	4A3-N-1	W/4/S	70.7	208	C4AZ 7003-N		
A	8	390, 427	4A3-R-1	W/4/S	70.7	208	★C4AR 7003-R	C4AZ 7003-N	
A	8	390, 427	4A3-S-1	W/4/S	70.7	208	★C4AR 7003-S	C4AZ 7003-N	
A	8	427	HEH-H	F/4/S	70.6	210	★C4AZ 7003-Y	C6AZ 7003-B	
- B -									
B	6	170	HED-AT	2.77	70.1	206	★C3OZ 7003-G	Service details	
B(with H/D clutch)	6	170	HEF-AP	3.03	70.4	205	★C4OZ 7003-C	Service details	
B	8	260	HEK-A or 303-E-1	O/D	70.3	201&202	★C3OA 7003-E	Service details	
B	8	260, 289	HEF-AP	3.03	70.4	205	★C4OZ 7003-C	Service details	
B	8	260, 289	303B-1	W/4/S	70.7	208	★C3OZ 7003-E	C3OZ 7003-L	
B	8	289	HEH-B	F/4/S	70.6	210	C4OZ 7003-A		
B(Special)	8	289	HEH-E	F/4/S	70.6	210	★C4OZ 7003-B	Service details	
B(Special)	8	289	303-G-1	W/4/S	70.7	208	C3OZ 7003-H		
- X -									
X	6	144	HED-AP	2.77	70.1	206	★C2DZ 7003-E	C6DZ 7003-A	
X	6	144, 170	HED-AX	2.77	70.1	206	★C4DR 7003-C	C6DZ 7003-A	
X	6	170	HEJ-A	D/4/S	70.5	209	★C2DZ 7003-F	C2DZ 7003-G	
X	6	170	HEJ-C	D/4/S	70.5	209	C2DZ 7003-G		
X	"Before 1/1/64"	8	260	HEF-AN	3.03	70.4	C4DZ 7003-B		
X	"From 1/1/64"	8	260	HEF-BC	3.03	70.4	★C4DZ 7003-E	Service details	
X		8	260	HEH-A	F/4/S	70.6	210	★C4DZ 7003-A	Service details
X		8	260	3B3D-1	W/4/S	70.7	208	C3DZ 7003-D	

YEAR	MODEL	ENGINE		PART NUMBER	QTY.	PART NAME AND DESCRIPTION
		CYL.	C.I.D.			
62/	B	6	170,200	C2OZ 7006-B	1	#C4OR 7006-A-Includes (2) 73775-S pins
60/	X	6	144,170	C0DR 7006-A	1	Includes (2) 73775-S pins
60/	B, X	6	All	20450-S(B106)	4	Bolt-7/16"-14 x 1 3/8" (case to flywheel housing)
				34808-S8(X67)	4	Lockwasher 7/16"
				353081-S(AA10)	2	Plug - filler and drain (transmission case)
62/	X	6	All	C0DP 7A011-A	1	OIL SEAL - TRANSMISSION OUTPUT SHAFT
62/	B	6	All		1	15/16" I.D.
				372338-S(QQ64)	1	Snap ring - 31/32" I.D. (oil seal retaining)
				7017		SHAFT - TRANSMISSION INPUT
60/	X	6	144,170	C2DZ 7017-B	1	16-24 teeth, 10 splines, 7 25/32" long
62/64	B	6	170		1	
				7025		BEARING - TRANSMISSION
62/	B	6	All	C3AZ 7025-B	1	Input shaft-1 3/8" I.D. -2 28/32" O.D. -11/16" wide
60/	X	6	All		1	
				C0DZ 7065-A	1	Output shaft-1 3/16" I.D. -2 7/16" O.D. - 5/8" wide
				7026		SNAP RING - TRANSMISSION - Refer to Group 7064
				7030		SNAP RING - OUTPUT SHAFT BEARING TO CASE Refer to Group 7064
				7A034		BUSHING - EXTENSION HOUSING
62/	B	6	200	B3TZ 7A034-A	1	1 1/2" I.D. -1 5/8" O.D. -1 1/8" long - use with extension housing stamped #C2OR 7A040-C only
60/	X	6	144,170	C0DP 7A034-B	1	1 3/8" I.D. -1 1/2" O.D. -1 1/2" long
				7A039		EXTENSION HOUSING ASSY. - TRANSMISSION
62/	B	6	All	C2OZ 7A039-B	1	Includes 7A034 bushing - #C2OR 7A040-C
60/61	X	6	All	C0DR 7A039-B	1	15 29/32" long-includes 7A034 bushing #C0DR 7A040-B
61/	X	6	All	C1DR 7A039-A	1	15 29/32" long-includes 7A034 bushing #C1DR 7A040-A
62/	B	6	All	20410-S8(B103)	5	Bolt-7/16"-14 x 1 1/8" (housing to case)
60/	X	6	144,170	20390-S8(B102)	5	Bolt-7/16"-14 x 1" (housing to case)
60/	B, X	6	All	34808-S8(X67)	5	Lockwasher-5/16"
				8A 7040		BAFFLE - INPUT SHAFT BEARING OIL -
62/	B	6	All		1	2 11/16" O.D. -1 3/8" I.D.
60/	X	6	All		1	
62/	B	6	All	C0DR 7A044-A	3	INSERT-SYNCHRONIZER
60/	X	6	All		3	
				7050		RETAINER - INPUT SHAFT BEARING
62/	B	6	All	C0DR 7050-B	1	3 11/16" overall length-3 5/32" flange O.D.
60/	X	6	144,170		1	
60	X	6	All	20366-S8(B52)	3	Bolt-5/16"-18 x 7/8" (retainer to case)
				34806-S7(X64)	3	Washer-5/16"
61/	B, X	6	All	350673-S(BB544)	3 or 4	Bolt-5/16"-18 x 3/4" (retainer to case)
				7051		GASKET - INPUT SHAFT BEARING RETAINER
60/64	B, X	6	All	C0DR 7051-A	1	3 5/32" I.D. -4 1/4" O.D. -1/64" thick
				7052		SEAL - EXTENSION OIL
62/	B	6	All	A2TZ 7052-A	1	2 3/8" O.D. -1 1/2" I.D. -5/8" thick
60/	X	6	170	C0DR 7052-A	1	1 3/8" I.D. -2 1/4" O.D. -5/8" thick
				7061		SHAFT - OUTPUT
62/	B	6	170,200	C2OZ 7061-B	1	26-25 straight-26 helical splines-24 13/16" long
60/	X	6	144,170	C0DR 7061-A	1	26-25 straight-26 helical splines 22 13/16" long
				7064		SNAP RING - TRANSMISSION
62/	B	6	All	8A 7064	1	Input shaft bearing to shaft
60/	X	6	All		1	1 7/32" I.D. -1 9/16" O.D. - 3/32" thick
				8A 7026	1	Input shaft bearing to case
					1	2 11/16" I.D. -3 1/16" O.D. -1/16" thick
				C0DR 7030-A	1	Output shaft bearing to case
					1	2 5/16" I.D. -2 5/8" O.D. -1/16" thick
				372511-S(QQ15)	@2	Output shaft bearing to shaft and speedometer gear(17285)to shaft-1 1/16" I.D. -5/64" thick
					@2	

Identification marking

YEAR	MODEL	ENGINE		PART NUMBER	QTY.	PART NAME AND DESCRIPTION
		CYL.	C.I.D.			
				7065		BEARING - TRANSMISSION OUTPUT SHAFT Refer to Group 7025
62/ 60/	B X	6	All 170	C2OZ 7086-A C0DR 7086-A	1 1	GASKET - EXTENSION HOUSING TO CASE
62/ 60/	B X	6	All All	C1DR 7100-A	1 1	GEAR - LOW and REVERSE SLIDING - 26-27 teeth-1 1/32" wide
60/61	X	6	144	7102 C1DZ 7102-A	1	GEAR ASSY. - INTERMEDIATE 22-24 teeth, 1 5/16" wide, 2 19/32" O. D.
62/ 61	B, X X	6	144,170 170	C1DZ 7102-B	1 1	19-24 teeth, 1 5/16" wide, 2 11/16" O. D.
62/ 60/	B X	6	All All	C2DZ 7107-C	2 2	RING - SYNCHRONIZER BLOCKING
62/ 60/	B X	6	All All	C2DZ 7109-A	2 2	SNAP RING - SYNCHRONIZER HUB RETAINING
62/ 60/	B X	6	All All	C0DR 7111-A	1 1	COUNTERSHAFT - TRANSMISSION
				7113		GEAR - COUNTERSHAFT CLUSTER
62/64 62/64 61/ 60/61	B X X X	6	170 144 170 144	C1DR 7113-A C0DR 7113-C	1 1 1 1	14-19-24-37 teeth, 5 11/16" long 14-19-29-37 teeth, 5 11/16" long
62/ 60/	B X	6	All All	C0DR 7115-B	1 1	SPACER - COUNTERSHAFT GEAR PILOT BEARING - 3 15/16" long-11/16" O. D.
62/ 60/	B X	6	All All	7119 C0DR 7119-A C0DZ 7119-A C0DZ 7119-B	1 1 1 1	WASHER - COUNTERSHAFT GEAR THRUST 11/16" I. D. - 2 1/8" O. D. - 1/16" thick-front- #(1) tong Rear inner-#(2) tongs Rear outer-#(1) external tab
62/ 60/	B X	6	All All	C0DR 7120-A	13 13	ROLLER - INPUT SHAFT PILOT BEARING - 1/2" long
62/ 60/	B X	6	All All	C0DZ 7121-A 372509-S(XX225)	44 44 2	ROLLER - COUNTERSHAFT GEAR PILOT BEARING - 3/4" long Washer-flat 11/16" (retain roller brg. in countershaft)
62/ 60/	B X	6	All All	C2DZ 7124-A	1 1	SYNCHRONIZER ASSY.
62/ 60/	B X	6	All All	C0DR 7140-A	1 1	SHAFT - REVERSE IDLER GEAR - 2 1/2" long- 5/8" O. D.
62/ 62/64 61/ 60/61	B X X X	6	All 144 170,200 144	7141 C1DR 7141-A	1 1 1 1	GEAR and BUSHING ASSY. - REVERSE IDLER- 15 teeth-2" O. D. - 1 3/32" wide
62/ 60/	B X	6	All All	C0AZ 7153-H	1 1	KIT - GASKET

Consists of

1-C0DZ 7051-A Gasket (retainer)
1-C0DR 7086-A Gasket (extension)

1-C2OZ 7086-A Gasket (extension)
1-C0DZ 7223-A Gasket (case access.)

62/ 60/	B X	6	All All	C0DR 7155-A	1 1	PLATE - COUNTERSHAFT and REVERSE IDLER SHAFT LOCK
62/63	B(w/interlock)	6	170	C2OZ 7C173-B 372583-S(XX168) 372569-S(XX353) 72034-S(N45)	1 1 1 1	LEVER - LOW and REVERSE GEAR SHIFT INTERLOCK Washer-flat(lever to stud) Washer-spring Pin-3/32" x 1"
62/63	B(w/interlock)	6	170	C2OZ 7C174-A 34806-S(X64)	1 1	STUD - LOW and REVERSE GEAR SHIFT INTERLOCK Lockwasher-5/16" (stud to cover)
62/63	B(w/interlock)	6	170	C2OZ 7C175-A 371578-S2(BB594)	1 1	WEDGE - LOW and REVERSE GEAR SHIFT INTERLOCK Bolt-5/16"-24 x 11/16"(wedge to lever)

Identification marking

YEAR	MODEL	ENGINE		PART NUMBER	QTY.	PART NAME AND DESCRIPTION
		CYL.	C.I.D.			
62/ 60/	B X	6 6	All All	C0DZ 7222-A	1 1	COVER - TRANSMISSION CASE ACCESS. - 6 3/4" x 5 1/4"
				372110-S(BB547)	1	Bolt-5/16"-18 x 5/8"(cover to case)
62/ 60/	B X	6 6	All All	C0DZ 7223-A	1 1	GASKET - TRANSMISSION CASE ACCESS. COVER - 6 5/8" x 5"
62/ 60/	B X	6 6	All All	C0DR 7230-A	1 1	FORK - HIGH and INTERMEDIATE GEAR SHIFTER
62/ 60/	B X	6 6	All All	C0DR 7231-A	1 1	FORK - LOW and REVERSE GEAR SHIFTER
				7233		SLEEVE - SHIFTER FORK CAM and SHAFT INTERLOCK
62/ 61/	B X	6 6	All All	C0DR 7233-C	1 1	5/16" I.D. - 1 5/16" long
60	X	6	All	C0DR 7233-A	1	5/16" I.D. - 1 9/32" long
62/ 60/	B X	6 6	All All	C0DR 7234-B	1 1	SPRING - SHIFTER FORK CAM and SHAFT LOCK PLUNGER - 1 7/32" long-15 coils
				353081-S(AA10)	2	Ball-5/16"(shifter cam lockout)
				7235		PIN - SHIFTER CAM and LOCK PLUNGER
62/ 61/	B X	6 6	All All	C0DR 7235-B	1 1	3/16" O.D. - 11/16" long
60	X	6	All	C0DR 7235-A	1	3/16" O.D. - 3/4" long
62/ 61/	B X	6 6	All All	C2DZ 7280-A	1 1	CAM and SHAFT ASSY. - HIGH and INTERMEDIATE
				73775-S(N96)	1	Pin-No. 0 x 1 1/4" long (cam to case)
60	X	6	All	C0DZ 7280-A	1	
62/ 60/	B X	6 6	All All	C2DZ 7282-A	1 1	CAM and SHAFT ASSY. - LOW and REVERSE GEAR SHIFTER
				73775-S(N96)	1	Pin-No. 0 x 1 1/4" long(cam to case)
62/ 60/	B X	6 6	All All	C0DR 7A283-A	1 1	OIL SEAL - INPUT SHAFT - 1 1/16" I.D. - 1 1/2" O.D.
				7285		LEVER - HIGH and INTERMEDIATE GEAR SHIFTER
62/ 60/61	B X	6 6	All All	C2OZ 7285-B	1 1	
62/ 60/	X B X	6 6 6	All All All	C2DZ 7285-A	1 1 1	
				33797-S(M51)	1	Nut-5/16"-18 x 1/2" (lever to cam shaft)
				44722-S8(X19)	1	Washer-flat 5/16"
				34806-S7(X64)	1	Washer-lock 5/16"
62/ 60/	B X	6 6	All All	C0DR 7288-A	2 2	OIL SEAL - SHIFTER CAM and SHAFT
				7290		LEVER - LOW and REVERSE GEAR SHIFTER
62/ 60/61	B X	6 6	All All	C2OZ 7290-B	1 1	
62/64	X	6	All	C0DR 7290-B	1	
62/ 60/	B X	6 6	All All	C2DZ 7290-A	1 1	
				33797-S(M51)	1	Nut-5/16"-18 x 1/2" (lever to cam shaft)
				44722-S8(X19)	1	Washer-flat 5/16"
				34806-S7(X64)	1	Washer-lock 5/16"
62/ 60/	B X	6 6	All All	C0DZ 7B331-A	1 1	KIT - TRANSMISSION SMALL PARTS REPAIR

Consists of

1-8A 7026	Snap Ring
1-C0DR 7030-A	Snap ring
1-8A 7064	Snap ring
1-372510-S	Snap ring
4-322511-S	Snap ring
1-8A 7040	Baffle

1-372509-S	Washer
1-C0DR 7119-A	Washer
1-C0DZ 7119-A	Washer
1-C0DZ 7119-B	Washer

YEAR	MODEL	ENGINE		PART NUMBER	QTY.	PART NAME AND DESCRIPTION
		CYL.	C.I.D.			
60/62	A	6&8	223,292	C1AZ 7006-A	1	CASE - TRANSMISSION
62	B	6&8	All		1	
60/62	A	8	352,390	C1AZ 7006-B	1	
60	S	8	352	★ B5A 7006-D	1	Not replaced
60/62	A, B	6&8	All	358048-S(PP43)	2	Plug-3/4" socket head-filler & drain
60/61	A	6&8	All	353240-S(PP52)	1	Plug-magnetic drain-3/4"-14
60	S	8	352	358035-S(PP31)	2	Plug-1/2" pipe-sq. head filler & drain
60/62	A, B, S	6&8	All	20430-S8(B104)	4	Bolt-7/16"-14 x 1 1/4" (case to flywheel housing)
				34808-S8(X67)	4	Washer-7/16" flat
60/62	A	6&8	223,292	B9AP 7A011-A	1	OIL SEAL - TRANSMISSION OUTPUT SHAFT
62	B	6&8	All		1	1" I.D.-7/8" long
				372401-S(QQ68)	1	Snap ring-1" I.D. (oil seal retaining)
				7017		SHAFT - TRANSMISSION INPUT
60	A	6	223	B8A 7017-J	1	18-30 teeth, 23 splines, 8 9/32" long, fine pitch
60/62	A	6	223	C2AZ 7017-A	1	17-30 teeth, 23 splines, 8 9/32" long, coarse pitch
60	A	8	292	B8A 7017-D	1	21-30 teeth, 23 splines, 8 9/32" long, fine pitch
60/62	A	8	292	C2AZ 7017-B	1	16-30 teeth, 23 splines, 8 9/32" long, coarse pitch
60/62	A	8	352,390	C2AZ 7017-C	1	20-30 teeth, 23 splines, 8 9/32" long
62	B	6&8	170,260	C2OZ 7017-A	1	16-30 teeth, 23 splines, 8 3/4" long
62	B	8	221	C2OZ 7017-B	1	17-30 teeth, 23 splines, 8 3/4" long
60	S	8	352	B8A 7017-G	1	19-36 teeth, 23 splines 8 45/64" long
				7025		BEARING - TRANSMISSION INPUT AND OUTPUT SHAFT
60/62	A	6&8	223,292	C3AZ 7025-B	2	1 3/8" I.D.-2 7/8" O.D.-11/16" wide
62	B	6&8	All		2	
60/62	A	8	352,390	B5S 7025-A	2	1 9/16" I.D.-3 9/64" O.D.-23/64" wide
60	S	8	352	8D 7065	2	1 3/8" I.D.-3 9/64" O.D.-13/16" wide
				353800-S(XX268)	1	Washer (input shaft brg. spacer)
				7026		SNAP RING - INPUT SHAFT BEARING - Refer to Group 7064
				7030		SNAP RING - OUTPUT SHAFT BEARING - Refer to Group 7064
60/62	A, B, S	6&8	All	01A 7034	1	VENT ASSY. - TRANSMISSION
				7A034		BUSHING - EXTENSION HOUSING
60/62	A, B	6&8	All	B3TZ 7A034-A	1	1 1/2" I.D.-1 5/8" O.D.-1 1/2" long
60	S	8	352	B5AZ 7A034-A	1	1 13/16" O.D.-1 3/4" I.D.-2 1/8" long
60/62	A, B, S	6&8	All	B7AZ 7037-A	1	KIT - UNIVERSAL JOINT SNAP RING AND SEAL - FRONT & REAR
				7A039		EXTENSION HOUSING ASSY. - TRANSMISSION
60/62	A	6&8	223,292	B7AZ 7A039-B	1	19 13/16" long, mounting holes 6 9/32" apart
60/62	A	8	352,390	B8AZ 7A039-E	1	19 3/4" long, mounting holes 6 9/32" apart
62	B	6&8	All	C2OZ 7A039-A	1	17 3/4" long-# C2OR 7A040-C
60	S	8	352	★ B8AZ 7A039-A	1	(# R11-1P)
60/62	A, B	6&8	All	20410-S(B103)	4	Bolt-7/16"-14 x 1 1/8" (housing to case)
				34808-S(X67)	4	Lockwasher-7/16"
60	S	8	352	20432-S(B121)	4	Bolt-1 2"-13 x 1 1/4" (housing to case)
				★ 34944-S	4	Lockwasher-1 2"
				7040		BAFFLE - INPUT SHAFT BEARING OIL
60	S	8	352	8L 7040	1	2 5/8" O.D.-1 3/8" I.D.
60/62	A, B	6&8	170,223, 292	8A 7040	1	2 11/16" O.D.-1 3/8" I.D.
60/62	A, B	6&8	All	C3AZ 7A044-A	3	INSERT - SYNCHRONIZER HUB
60	S	8	352	B5AZ 7A044-A	3	
				7050		RETAINER - INPUT SHAFT BEARING
60/62	A	6&8	223,292	C0AR 7050-A	1	3 13/16" long-4 11/16" flange O.D.
62	B	6&8	All		1	
60/62	A	8	352,390	C0AR 7050-B	1	3 13/16" long-4 11/16" flange O.D.
60	S	8	352	C1AA 7050-A	1	3 3/16" long-4 11/16" flange O.D.-# T85D-6B
60/62	A, S	6&8	All	20366-S8(B52)	4	Bolt-5/16"-18 x 7/8" hex. hd. (retainer to case)
62	B	6&8	All	350673-S(BB544)	4	Bolt-5/16"-18 x 3/4" hex. hd. (retainer to case)
				34806-S7(X64)	4	Washer-5/16"

Identification marking

YEAR	MODEL	ENGINE		PART NUMBER	QTY.	PART NAME AND DESCRIPTION
		CYL.	C.I.D.			
60/62	A	6&8	223,292	C2AZ 7051-C	1	GASKET - INPUT SHAFT BEARING RETAINER
62	B	6&8	All		1	
60/62	A	8	352,390	C2AZ 7051-B	1	
60	S	8	352	B6C 7051-A	1	
				7052		SEAL - EXTENSION OIL
60/62	A, B	6&8	All	A2TZ 7052-A	1	2 3/8" O.D. -1 1/2" I.D. -5/8" thick
60	S	8	352	C3AZ 7052-A	1	2 3/4" O.D. -1 45/64" I.D.
				7059		SNAP RING - TRANSMISSION - Refer to Group 7064
				7061		SHAFT - OUTPUT
60	A	6&8	223,292	B9AR 7061-A	1	Fine pitch-28 & 32 straight, 31 helical splines- 27 7/16" long
60/62	A	6&8	223,292	C1AR 7061-A	1	Coarse pitch-28 & 32 straight, 32 helical splines- 27 7/16" long
60/62	A	8	352,390	C1AR 7061-B	1	28 & 32 straight, 32 helical splines-27 7/16" long
62	B	6&8	All	C2OZ 7061-A	1	25 & 32 straight, 32 helical splines-23 5/8" long
60	S	8	352	B8A 7061-B	1	6 & 31 straight, 6 helical splines-27 17/64" long
				7064		SNAP RING - TRANSMISSION INPUT SHAFT BEARING TO CASE
60/62	A	6&8	223,292	8A 7026	1	2 11/16" I.D. -3 1/16" O.D. -1/16" thick
62	B	6&8	All		1	
60/62	A	8	352,390	51A 7026	1	3 1/64" I.D. -3 25/64" O.D. -1/16" thick
60	S	8	352	8L 7026	1	3 1/32" I.D. -3 11/32" O.D. -1/16" thick
						INPUT SHAFT BEARING TO SHAFT
60/62	A	6&8	223,292	8A 7064	1	1 7/32" I.D. -1 9/16" O.D. -3/32" thick
62	B	6&8	All		1	
60/62	A	8	352,390	B 7064	1	1 7/16" I.D.
60	S	8	352	@8L 7064-A	1	1 7/32" I.D. -1 9/16" O.D. -7/8" thick
						OUTPUT SHAFT BEARING TO CASE
60/62	A, B	6&8	All	@★8M 7030-A	1	Selective fit - .086" thick
				@★8M 7030-B	1	.090" thick
				@★8M 7030-C	1	.093" thick
				@★8M 7030-D	1	.096" thick
60	S	8	352	@★8L 7030-A	1	3 5/16" O.D. -2 15/16" I.D. -selective fit .087" thick
				@★8L 7030-B	1	.090" thick
				@★8L 7030-C	1	.093" thick
				@★8L 7030-D	1	.096" thick
				@★8L 7030-E	1	.10" thick
						OUTPUT SHAFT BEARING TO SHAFT - FRONT
60/62	A, B, S	6&8	All	@8L 7064-A	1	1 7/32" I.D. -1 9/16" O.D. -3/32" thick
						OUTPUT SHAFT BEARING TO SHAFT - REAR
60/62	A	6&8	223,292	B7A 7059-A	1	1 7/32" I.D. -1 15/32" O.D. -3/32" thick
						SPEEDOMETER DRIVE GEAR TO SHAFT Also Refer to Group 17285
60/62	A, B	6&8	All	B7A 7059-A	1	1 7/32" I.D. -1 15/32" O.D. -3/32" thick
60	S	8	All	8L 7064-A	1	1 7/32" I.D. -1 9/16" O.D. -3/32" thick
						SYNCHRONIZER ASSY. TO SHAFT
60/62	A, B	6&8	All	B7A 7059-A	1	1 7/32" I.D. -1 15/32" O.D. -3/32" thick
60	S	8	352	8L 7064-A	1	1 7/32" I.D. -1 9/16" O.D. -3/32" thick
				7065		BEARING - INPUT SHAFT - Refer to Group 7025
60/62	A	6&8	223,292	C2AZ 7086-D	1	GASKET - TRANSMISSION - extension to case
62	B	6&8	All		1	
60	S	8	352	8L 7086-A	1	extension to case
60/62	A	8	352,390	C2AZ 7086-C	1	

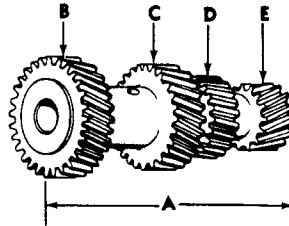
@ Also supplied in 7B331 kit

Identification marking

YEAR	MODEL	ENGINE		PART NUMBER	QTY.	PART NAME AND DESCRIPTION
		CYL.	C.I.D.			
				7100		GEAR - TRANSMISSION LOW AND REVERSE SLIDING
60	A	6&8	223,292	B9AZ 7100-A	1	Fine pitch-31-32 teeth-1 1/4" wide
60/62	A	6&8	223,292	C0AZ 7100-A	1	Coarse pitch-28-32 teeth-1 1/4" wide
62	B	6&8	All		1	
60/62	A	8	352,390	C0AZ 7100-B	1	Coarse pitch-31-32 teeth-1 1/4" wide
60	S	8	352	B5A 7100-B	1	31-6 teeth
				7102		GEAR - TRANSMISSION INTERMEDIATE
60	A	6&8	223,292	B7A 7102-A	1	Fine pitch-23-30 teeth, 3 1/4" O.D.
60/62	A	6&8	223,292	C1AZ 7102-A	1	Coarse pitch, 22-30 teeth, 3 1/8" O.D.
62	B	6&8	All		1	1 3/8" I.D.
60/62	A	8	352,390	C1AZ 7102-B	1	27-30 teeth, 3 5/16" O.D.-1 3/8" I.D.
60	S	8	352	B5A 7102-D	1	26-36 teeth, #AT85C-11B
60	S	8	352	8L 7105	1	HUB - INTERMEDIATE AND HIGH CLUTCH - 36 teeth-6 splines
60	S	8	352	C1AA 7106-A	1	SLEEVE - INTERMEDIATE AND HIGH CLUTCH HUB - 36 internal teeth-1 19/64" wide
60/62	A, B	6&8	All	C3AZ 7107-C	2	RING - SYNCHRONIZER BLOCKING
60	S	8	352	8L 7107	2	
60/62	A, B	6&8	All	C2AZ 7109-B	2	SNAP RING - SYNCHRONIZER HUB INSERT RETAINING
				7111		COUNTERSHAFT - TRANSMISSION
60/62	A, B	6&8	All	COAR 7111-A	1	8 7/32" long-7/8" O.D.
				305080-S(NN113)	1	Pin-spring 1/4" x 1" (retain shaft in case)
60	S	8	352	8L 7111	1	9 7/16" long-13/16" O.D.
				*74175-S	1	Key-woodruff No.5

7113

GEAR - COUNTERSHAFT CLUSTER



A = Length

B, C, D, E = Number of Teeth

YEAR	MODEL	ENGINE	PART NUMBER	QTY.	REMARKS	DIMENSIONS					
						A	B	C	D	E	
60	A	6	223	B8A 7113-B	1	Fine pitch gear-includes (1) C1AR 7119-A washer	6 53/64"	33	22	19	16
60	A	8	292	B7A 7113-F	1	Fine pitch gear-includes (1) C1AR 7119-A washer	6 53/64"	30	22	19	16
60/61	A(Taxi & Police)	6	223	C2AZ 7113-A	1	Coarse pitch gear-	6 3/4"	27	23	17	14
60/62	A	8	292		1	includes (1)C1AR 7119-A washer					
62	B	6&8	170,260		1						
60/61	A(exc. Taxi & Police)	6	223	C2AZ 7113-B	1	Coarse pitch gear-	6 53/64"	33	23	17	14
62	A	6	223		1	includes (1)C1AR 7119-A washer					
62	B	8	221		1						
60/62	A	8	352,390	C1AR 7113-C	1	Includes (1)C1AR 7119-A washer	6 13/16"	29	26	19	16
60	S	8	352	B5A 7113-D	1	Includes (1)C1AR 7119-A washer	7 7/8"	29	25	19	15
				7115		SPACER - COUNTERSHAFT GEAR PILOT BEARING					
60/62	A, B	6&8	All	B5A 7115-B	1	4 3/4" long-7/8" I.D.					
60	S	8	352	8L 7115	1	4 5/8" long-7/8" I.D.					

Identification marking

YEAR	MODEL	ENGINE		PART NUMBER	QTY.	PART NAME AND DESCRIPTION
		CYL.	C.I.D.			
60/62	A, B	6&8	All	C3AZ 7118-A	15	ROLLER - INPUT SHAFT PILOT BEARING - Also Refer to Group 7120
				7119		WASHER - COUNTERSHAFT GEAR THRUST
60/62	A, B	6&8	All	C1AR 7119-A	2	Front and rear 15/16" I.D.
60	S	8	352	8L 7119	1	Front
				B5AZ 7119-C	1	Rear inner
				B5AZ 7119-A	1	Rear outer
60	S	8	352	MC 7120-B	14	ROLLER - INPUT SHAFT PILOT BEARING - Also Refer to Group 7118
60/62	A, B	6&8	All	C3AZ 7121-A	50	ROLLER - COUNTERSHAFT GEAR PILOT BEARING
				354398-S(XX254)	4	Washer (to retain rollers in countershaft)
60	S	8	352	8L 7121	80	
60/62	A, B	6&8	All	C2AZ 7124-A	1	SYNCHRONIZER ASSEMBLY
60	S	8	352	C5AZ 7124-B	1	
60	S	8	352	8L 7125	4	SPACER - COUNTERSHAFT GEAR ROLLER
				7140		SHAFT - REVERSE IDLER GEAR
60/62	A, B	6&8	All	B 7140-A	1	2 11/16" long-3/4" O.D.
60	S	8	352	8L 7140	1	2 11/32" long-7/8" O.D.
				7141		GEAR AND BUSHING ASSY. - REVERSE IDLER
60	A	6&8	223,292	C0AR 7141-A	1	Fine pitch gear-19 teeth-2 1/2" O.D.-1 7/8" wide
60/62	A	6&8	223,292	C0AR 7141-C	1	Coarse pitch gear-17 teeth-2 17/32" O.D.-
62	B	6&8	All		1	1 7/8" wide
60/62	A	8	352,390	C0AR 7141-G	1	19 teeth-2 3/4" O.D.-1 7/8" wide
60	S	8	352	B5A 7141-C	1	18 teeth-2 19/32" O.D.-1 1/16" wide
60/62	A, B	6&8	All	B8AZ 7153-A	1	KIT - GASKET AND OIL SEALS
	Consists of					
	1-C2AZ 7051-B	Retainer gasket		1-C2AZ 7086-C	Extension gasket	
	1-C2AZ 7051-C	Retainer gasket		1-C2AZ 7086-D	Extension gasket	
	1- AB 7086-A	Extension gasket		1- 8A 7223-A	Case access cover gasket	
60	S	8	352	B6A 7153-D	1	
61	A	6&8	All	C1AR 7C173-A	1	LEVER - LOW AND REVERSE GEAR SHIFT INTERLOCK
62	B	6&8	All	C2OZ 7C173-A	1	
61	A	6&8	All	C2AZ 7C174-D	1	STUD - LOW AND REVERSE GEAR SHIFT INTERLOCK
62	B	6&8	All	C2OZ 7C174-B	1	
61	A	6&8	All	351467-S(XX352)	1	Washer-spring (stud to lever)
61/62	B	6&8	All		1	
				44727-S8(X24)	1	Washer-flat
				72034-S(N45)	1	Cotter pin-3/32" x 1"
61	A	6&8	All	★ C1AR 7C175-A	1	WEDGE - LOW AND REVERSE GEAR SHIFT INTERLOCK
				20347-S8(B156)	2	Bolt-5/16"-24 x 3/4" (wedge to lever)
				★34941-S7	2	Washer-5/16"
62	B	6&8	All	★ C2OZ 7C175-B	1	
				371578-S(BB594)	1	Bo't-5/16"-24 x 11/16" (wedge to lever)

YEAR	MODEL	ENGINE		PART NUMBER	QTY.	PART NAME AND DESCRIPTION
		CYL.	C.I.D.			
60/62	A, B	6&8	All	C0AR 7222-A	1	HOUSING ASSY. - GEAR SHIFT
				354634-S(BB440)	9or9	Bolt-5/16"-18 x 7/8" (housing to case)
60	S	8	352	B6C 7222-A	1	
60/62	A, B, S	6&8	All	34806-S7(X67)	9	Washer-5/16"
				20346-S8(B50)	9	Bolt-5/16"-18 x 3/4" (housing to case)
60/62	A, B	6&8	All	C2AZ 7223-A	1	GASKET - GEAR SHIFT HOUSING
60	S	8	352	8L 7223-A	1	
60/62	A, B	6&8	All	C0AR 7230-B	1	FORK - INTERMEDIATE AND HIGH GEAR SHIFTER
60	S	8	352	C2AZ 7230-A	1	
60/62	A, B	6&8	All	C1AR 7231-A	1	FORK - LOW AND REVERSE GEAR SHIFTER
60	S	8	352	8L 7231	1	
				7233		SLEEVE - SHIFTER FORK CAM AND SHAFT INTERLOCK
60/62	A, B	6&8	All	C0AR 7233-A	1	1 3/8" long-3/8" I.D.
60	S	8	352	8L 7233-A	1	Selective fit-3/8" I.D. -1" long
				8L 7233-B	1	1 1/64" long
				8L 7233-C	1	1 1/32" long
60/62	A, B, S	6&8	All	372720-S(All)	2	Ball-3/8" (shifter cam lockout)
60	A	6&8	All	* 8A 7233	1	PLUNGER - SHIFTER FORK CAM AND SHAFT LOCK
				7234		SPRING - SHIFTER FORK CAM AND SHAFT LOCK PLUNGER
60/62	A, B	6&8	All	01A 7234	1	1 19/64" free length-10 1/2 coils
60	S	8	352	8L 7234	1	51/64" free length-8 1/2 coils
60	A(w/interlock)	6&8	All	01A 7235	1	PIN - SHIFTER FORK CAM AND SHAFT LOCK PLUNGER
60/62	A(w/o interlock)	6&8	All	C0AR 7235-A	1	11/16" long-3/16" O.D.
62	B	6&8	All		1	
60	S	8	352	8L 7235	1	11/32" long-1/4" O.D.
				7B242		KIT - TRANSMISSION INTERLOCK CONVERSION
60/61	A	8	All	*C1AZ 7B242-D	1	Not replaced

Consists of

1-C1AR 7C173-A	Lever (low & reverse shift interlock)	1-34846-S	Lockwasher-5/16"
1-C2AZ 7C174-D	Stud (low & reverse shift interlock)	3-44726-S8	Washer-flat-3/8"
1-C1AR 7C175-A	Wedge (low & reverse shift interlock)	3-72009-S	Cotter pin-3/32" x 5/8"
1-C1AR 7290-A	Lever (low & reverse interlock)	3-351467-S	Washer-spring
1-C1AZ 7328-A	Rod (shift interlock)	2-371578-S2	Screw & washer assy.- 5/16"-24 x 11/16"
1-C1AA 7353-C	Sleeve (transmission gear shift)	1-374717-S	Locknut-5/16"-24
1-C1AZ 7521-A	Rod (clutch release)		

60	A(w/interlock)	6&8	All	C0AR 7280-A	1	CAM AND SHAFT ASSY. - INTERMEDIATE AND HIGH SHIFTER FORK
60	A(w/o interlock)	6&8	All	C0AR 7280-B	1	
61/62	A, B	6&8	All	C1AR 7280-B	1	
60	S	8	352	B5A 7280-A	1	
60	A(w/interlock)	6&8	223,292	C0AR 7282-A	1	CAM AND SHAFT ASSY. - LOW AND REVERSE SHIFTER FORK
60/62	A(w/o interlock)	6&8	223,292	C0AR 7282-C	1	
62	B	6&8	All		1	
60	A	8	352	C0AR 7282-B	1	
61/62	A	8	352,390	C0AR 7282-D	1	

YEAR	MODEL	ENGINE		PART NUMBER	QTY. PER UNIT	PART NAME AND DESCRIPTION
		CYL.	C.I.D.			
60/63	A, S	6&8	All	B6A 6916-A	1	SOLENOID ASSY. - OVERDRIVE GEAR SHIFTER
64/	A	8	352, 390		1	
64/	A	6&8	223, 260, 289	C2OZ 6916-B	1	
62/	B	8	All		1	
60/	A, B, S	6&8	All	20346-S8(B50)	2	Bolt-5/16"-18 x 3/4" (solenoid to adaptor)
				*34941-S7	2	Lockwasher-5/16"
				358350-S(GG172)	1	Clip (wire to solenoid)
60/64	A, S	6&8	All	B8A 6919-A	1	GOVERNOR ASSY. - OVERDRIVE - less gear
62	B "Before 2/19/62"	8	All		1	
62/	B "From 2/19/62"	8	All	C2OZ 6919-A	1	
60/63	A, S	6&8	All	B7A 6922-A	1	GEAR - OVERDRIVE GOVERNOR DRIVEN - 18
64	A	8	390		1	teeth
64	A	6&8	223, 289	C2OZ 6922-A	1	16 teeth
62/	B	8	All		1	
60/	A, B, S	6&8	All	B7A 6927-A	1	SEAL - OVERDRIVE GOVERNOR TO HOUSING - "O" ring type-1 3/64" I.D.
60/64	A	6	223	C2AZ 7006-A	1	CASE - OVERDRIVE TRANSMISSION
62	B	8	221		1	2 27/32" input shaft bearing opening-#T86J-1 & #T86E-1N
60/	A, B	6&8	221, 260, 289, 292	C2AZ 7006-D	1	3 5/32" input shaft bearing opening, (#T86K-1, #T86W-1, #T86AA-1A)
60/	A	8	352, 390	C5AZ 7006-A	1	Includes (1) C2AZ 7119-C thrust washer, (#T85N-1A, #T85D-1 or # white paint below gear shift housing opening)
60/	A, S, B	6&8	All	20430-S8(B104)	AR	Bolt-7/16"-14 x 1 1/4" (case to flywheel housing)
				34808-S8(X67)	AR	Lockwasher-7/16"
				358035-S(PP31)	1	Plug-1/2" pipe-sq. hd. -filler drain
61/	A, B	6&8	221, 223, 260, 289, 292	B9AP 7A011-A	1	OIL SEAL - OUTPUT SHAFT - 1" I.D. - 7/8" wide
				372401-S(QQ68)	1	Snap ring-1" I.D. (oil seal retaining)
60/	A, S	8	352, 390	B8AZ 7A011-A	1	1 7/8" I.D. - 1 1/4" wide
				372292-S(QQ69)	1	Snap ring-1 1/4" I.D.
				7017		SHAFT - INPUT
60/62	A "Before 5/1/62"	6	223	B8A 7017-E	1	Use with 2" diam. synchronizer-18 helical-30 clutch teeth, 23 splines, 8 1/8" long (#T86J-16)
62/63	A "From 5/1/62"	6	223	C2AZ 7017-F	1	Use with 2 1/4" diam. synchronizer-18 helical-33 clutch teeth-23 splines-8 1/2" long (#T86M-16)
64	A	6	223	C4AZ 7017-A	1	18 helical-33 clutch teeth-10 splines-8 1/4" long
64/	A "Before 11/23/64"	6&8	260, 289	C4AZ 7017-B	1	18 helical-33clutch teeth-10 splines-8 3/4" long- (#T86P-16C)
64/	B "Before 3/1/65"	8	221, 260, 289		1	
63	A	8	260	C3AZ 7017-E	1	Use with 2" diam. synchronizer-18 helical-30 clutch teeth-23 splines-8 5/8" long (#T86K-16B)
63	A	8	289	C3AZ 7017-K	1	18 helical-30 clutch teeth-10 splines-8 5/8" long (#T86K-16C)
60	A	8	292	B8A 7017-F	1	20 helical-30 clutch teeth-23 splines-8 1/8" long
60/62	A "Before 5/1/62"	8	292	C0AA 7017-A	1	Use with 2" diam. synchronizer-18 helical-30 teeth-23 splines-8 1/8" long
63	A	6	223		1	Use with B5S 7025 bearing for #C3AA 7003-F-3A3-F-1 trans. only
62	A "From 5/1/62"	8	292	C2AZ 7017-E	1	Use with 2 1/4" diam. synchronizer-18 helical-33 clutch teeth-23 splines-8 1/4" long (#T86N-16)
60/62	A	8	352, 390	B8A 7017-G	1	19 helical-36 clutch teeth-23 splines-8 3/4" long (#T85D-16A)
63/	A	8	352, 390	C3AZ 7017-J	1	19 helical-36 clutch teeth-10 splines-8 3/4" long (#T85D-16D)
62	B "Before 5/1/62"	8	All	C2OA 7017-A	1	18 helical-30 clutch teeth-23 splines-8 5/8" long, use with 2" diam. synchronizer
62/63	B "From 5/1/62"	8	All	C2OZ 7017-D	1	Use with 2 1/4" diam. synchronizer-18 helical-33 clutch teeth-23 splines-8 3/4" long (#T86P-16)

Identification marking

YEAR	MODEL	ENGINE		PART NUMBER	QTY. PER UNIT	PART NAME AND DESCRIPTION
		CYL.	C.I.D.			
				7025		BEARING - INPUT SHAFT
60/64	A	6	223	C3AZ 7025-B	1	1 3/8" I.D. -2 28/32" O.D. -11/16" wide
62/63	B	8	All		1	
60/63	A	8	260,289,292	B5S 7025-A	1	1 9/16" I.D. -3 9/64" O.D. -23/32" wide
63/63	A	8	223		1	(use w/C0AA 7017-A shaft for #C3AA-F-3A3-F-1 trans. only)
60/63	B	8	All		1	
60/63	A	8	352,390	8D 7065	1	1 3/8" I.D. -3 39/64" O.D. -13/16" wide
				7025		BEARING - OUTPUT SHAFT
60/63	A	8	223,260,289,292	C3AZ 7025-B	1	1 3/8" I.D. -2 28/32" O.D. -11/16" wide
62/63	B	8	All		1	
60/63	A	8	352,390	8D 7065	1	1 3/8" I.D. -3 39/64" O.D. -13/16" wide
60/63	A, B	6&8	All	C3AZ 7025-B	1	BEARING - OVERDRIVE MAINSHAFT AND ADAPTOR - 1 3/8" I.D. -2 28/32" O.D. -11/16" wide
				7026		SNAP RING - INPUT SHAFT BEARING - Refer to Group 7064
				7030		SNAP RING - Refer to Group 7064
60/64	A	8	352,390	01A 7034	1	VENT ASSY. - EXTENSION HOUSING
				7A034		BUSHING - EXTENSION
60/64	A, B	6&8	221,223,260,289,292	B3TZ 7A034-A	1	1 1/2" I.D. -1 5/8" O.D. -1 1/2" long
60/64	A	8	352,390	B5AZ 7A034-A	1	1 13/16" O.D. -2 1/8" long
				7A039		EXTENSION HOUSING ASSY. - OVERDRIVE
60/63	A	6&8	223,260,289,292	B7AZ 7A039-C	1	17 29/32" long (#AR10F-1C)
64/64	A	6&8	223,289	C2OZ 7A039-E	1	#AR10L-1A
62/64	B	8	All		1	
60/64	A	8	352	*B8AZ 7A039-C	1	#R11-1P
61/64	A	8	352,390	C1AA 7A040-A	1	#AR11-1R
60/64	A, B	6&8	All	20554-S8(B115)	3	Bolt-7/16"-14 x 3" (housing to case)
				376275-S8(BB181A)	1	Bolt-7/16"-14 x 2 1/2"
				34808-S8(X67)	AR	Washer-7/16"
				358035-S(PP31)	1	Plug-1 1/2"-14 pipe (housing filler)
					1	(housing drain)
				353096-S(PP61)	1	Plug-3/8" (overdrive shift rail hole)
				74125-S(P11)	1	Plug-1 1/2" expansion
				7040		BAFFLE - INPUT SHAFT BEARING OIL
60/64	A	6	223	@B5A 7040-A	1	2 3/4" O.D.
62/64	B	8	221,260,289		1	
60/64	A	8	352,390	@8L 7040	1	2 5/8" O.D.
				7A040		HOUSING - OVERDRIVE - Refer to Group 7A039
60/64	A, B	6&8	221,223,260,289,292	B5AZ 7A044-C	3	INSERT-SYNCHRONIZER HUB
60/64	A	8	352,390	B5AZ 7A044-A	3	
				7E047		WIRE ASSY. - OVERDRIVE RELAY EXTENSION - Also Refer to Group 7A200
				7050		RETAINER - INPUT SHAFT BEARING
60/62	A	6	223	C1AA 7050-C	1	(#T86E-6S)
60/64	A, B	8	221,260,289,292	B7A 7050-E	1	3 13/16" long-4 11/16" flange O.D.
63/64	A	6	223		1	
60/64	A	8	352,390	C1AA 7050-A	1	3 13/16" long-4 11/16" flange O.D.
60/64	A, B	6&8	All	350673-S(BB544)	3or4	Bolt-5/16"-18 x 3/4" (retainer to case)
				34806-S7(X64)	3or4	Washer-5/16"
				7051		GASKET - INPUT SHAFT BEARING RETAINER
60/64	A, B	8	221,223,260,289,292	B6A 7051-A	1	3 13/32" I.D. -4 1/2" O.D.
60/64	A	8	352,390	B6C 7051-A	1	3 29/64" I.D. -4 19/32" O.D.

Identification marking

@ Also supplied in 7B331 kit

YEAR	MODEL	ENGINE		PART NUMBER	QTY. PER UNIT	PART NAME AND DESCRIPTION
		CYL.	C.I.D.			
				7052		OIL SEAL - EXTENSION HOUSING
60/	A, B	6&8	221,223, 260,289,292	A2TZ 7052-A	1	2 3/8" O.D. - 1 9/16" I.D.
60/	A	8	352,390	B5AZ 7052-A	1	2 1/2" O.D. - 1 11/16" I.D.
				7059		SNAP RING - TRANSMISSION - Refer to Group 7064
				7061		SHAFT OUTPUT
60/	A	6&8	223,260, 289,292	B5A 7061-G	1	13 9/16" long-6 helical-6 & 10 straight splines
62/	B	8	221,260,289		1	
60/	A	8	352,390	B5A 7061-F	1	14 9/16" long
				7064		SNAP RING - TRANSMISSION - Also Refer to Group 7B331
						INPUT SHAFT BEARING TO CASE
60/62	A, B	6&8	221, 223, 260	B5A 7026-A	1	2 11/16" I.D. - 3 1/16" O.D.
60/	A	8	292, 352, 390	8L 7026	1	3 1/32" I.D. - 3 11/32" O.D.
63/	A, B	6&8	221,223, 260,289		1	
						INPUT SHAFT BEARING TO SHAFT
60/64	A	6	223	8A 7667-A	AR	Selective fit-.090" thick
62	B	8	All	8A 7667-B	AR	.093" thick
				★8A 7667-C	AR	.096" thick
				B5A 7667-A	AR	.101" thick
60/62	A	8	292	@8MTH 7064-A	AR	Selective fit-1 7/16" I.D. -.087" thick
63/	A, B	6&8	221, 223, 260,289	@8MTH 7064-B	AR	.090" thick
				@8MTH 7064-C	AR	.093" thick
				⊕★8MTH 7064-D	AR	Not replaced .097" thick
						INPUT SHAFT BEARING TO SHAFT
60/	A	8	352, 390	8L 7064-A	AR	Selective fit-1 1/4" I.D. -.087" thick
64	A, B	6&8	223, 260, 289	⊕★8L 7064-B	AR	.090" thick
				⊕★8L 7064-C	AR	.093" thick
				⊕★8L 7064-D	AR	.096" thick
63	A, B	6&8	221,223, 260,289	B5A 7064-A	AR	Selective fit-1 1/4" I.D. - 1" thick
60/	A	8	352, 390	B5A 7064-B	AR	.103" thick
						SYNCHRONIZER TO SHAFT
60/64	A	6&8	223, 292	B7A 7059-A	1	1 1/4" I.D. - 1 7/16" O.D. -.085" thick
60/	A, B	6&8	221,260, 289, 352, 390	8L 7064-A	1	1 1/4" I.D. - 1 9/16" O.D. -.085" thick
						OUTPUT SHAFT BEARING TO SHAFT
60/	A, B	6&8	All	8L 7064-A	AR	Selective fit-1 1/4" I.D. -.087" thick
				⊕★8L 7064-B	AR	.090" thick
				⊕★8L 7064-C	AR	.093" thick
				⊕★8L 7064-D	AR	.096" thick
				8A 7667-A	AR	.090" thick
				8A 7667-B	AR	.093" thick
				★8A 7667-C	AR	.097" thick
				B5A 7667-A	AR	.101" thick
						OUTPUT SHAFT BEARING TO CASE
60/	A, B	6&8	All	⊕★8M 7030-A	AR	For selective fit - Refer to Group 7B331 kits
						SPEEDOMETER GEAR TO OVERDRIVE MAIN SHAFT
60/	A, B	6&8	All	8L 7064-A	AR	Selective fit
				⊕★8L 7064-B	AR	
				⊕★8L 7064-C	AR	
				⊕★8L 7064-D	AR	

Identification marking

⊕ Supplied only in 7B331 kit

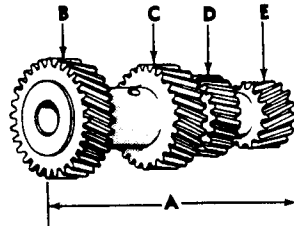
@ Also supplied in 7B331 kit

YEAR	MODEL	ENGINE		PART NUMBER	QTY. PER UNIT	PART NAME AND DESCRIPTION
		CYL.	C.I.D.			
				7064		SNAP RING - TRANSMISSION - continued Also Refer to Group 7B331
						OVERDRIVE PLANETARY GEAR ASSY. TO ADAPTOR
60/	A, B	6&8	All	★16H 7666-A	AR	For selective fit - Refer to Group 7B331 kits
						OVERDRIVE MAIN BEARING TO SHAFT
60/	A, B	6&8	All	8L 7064-A	AR	For selective fit- Refer to Group 7B331 kits
						OVERDRIVE MAIN SHAFT BEARING
60/	A, B	6&8	All	8M 7656	1	2 11/16" I.D. - 2 15/16" O.D. - .073" thick
						OVERDRIVE FREE WHEEL UNIT TO MAIN SHAFT
60/	A	8	352, 390	@ 8L 7672-A @ 8L 7672-B @ 8L 7672-C	AR AR AR	Selective fit-.062" thick .068" thick .072" thick
						OVERDRIVE PLANETARY GEAR ASSY. TO MAIN SHAFT
60/	A	8	352, 390	8L 7672-A	1	
				7065		BEARING - OUTPUT SHAFT - Refer to Group 7025
60/63	A	6&8	223, 260, 289, 292	B5A 7086-B	1	GASKET - OVERDRIVE ADAPTOR TO CASE
64/	A	6&8	223, 289	C2OZ 7086-A	1	
62/	B	8	221, 260, 289		1	
60/	A	8	352, 390	B7A 7086-A	1	
				7100		GEAR - LOW AND REVERSE SLIDING
60/	A	6&8	223, 260, 289, 292	B6A 7100-A	1	29 external teeth-6 internal splines-1 3/16" wide
62/	B	8	221, 260, 289		1	
60/	A	8	352, 390	B5A 7100-B	1	31 external teeth-6 internal splines
				7102		GEAR - INTERMEDIATE
60/63	A, B	6&8	221, 223, 260, 289, 292	B6A 7102-A	1	23 helical-30 clutch teeth-must use with 2" diam. synchronizer
62/	A	6&8	223, 260, 289, 292	C2AZ 7102-B	1	23 helical-33 clutch teeth-must use with 2 1/4" diam. synchronizer
62/	B	8	221, 260, 289		1	
60/	A	8	352, 390	B5A 7102-D	1	26 helical-36 clutch teeth
60/	A	8	352, 390	8L 7105	1	HUB - INTERMEDIATE AND HIGH CLUTCH
60/	A	8	352, 390	C1AA 7106-A	1	SLEEVE - INTERMEDIATE AND HIGH CLUTCH HUB
				7107		RING - SYNCHRONIZER BLOCKING
60/63	A, B	6&8	221, 223, 260, 289, 292	B5A 7107-A	2	30 teeth-must be used with 2" diam. synchronizer
62/	A, B	6&8	221, 223, 260, 289, 292	C4AZ 7107-E	2	33 teeth-must be used with 2 1/4" diam. synchronizer
60/	A	8	352, 390	8L 7107	2	36 teeth
				7109		SNAP RING - SYNCHRONIZER HUB INSERT RETAINING
60/63	A, B	6&8	221, 223, 260, 289, 292	B5A 7109-A	2	Use with 2" diam. synchronizer
63/	A, B	6&8	221, 223, 260, 289, 292	C7AZ 7109-A	2	Use with 2 1/4" diam. synchronizer
60/	A	8	352, 390	C5TZ 7109-A	2	Use with 2 1/2" diam. synchronizer
60/	A, B	6&8	221, 223, 260, 289, 292	B7A 7111-A	1	COUNTERSHAFT - 8 3/16" long
				★74174-S	1	Key woodruff-No. 5
60/	A	8	352, 390	8L 7111	1	

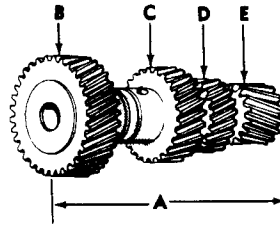
@ Also supplied in 7B331 kit

YEAR	MODEL	ENGINE		PART NUMBER	QTY. PER UNIT	PART NAME AND DESCRIPTION
		CYL.	C.I.D.			

7113 GEAR - COUNTERSHAFT CLUSTER



TYPE 1



TYPE 2

A = Length
B, C, D, E = Number of Teeth

YEAR	MODEL	CYL.	C.I.D.	PART NUMBER	QTY. PER UNIT	Type	A	B	C	D	E
60	A	8	292	B6A 7113-C	1	2	6 57/64"	31	25	19	14
60/62	A	8	292	C0AA 7113-A	1	2	6 57/64"	33	25	19	14
60/	A	6&8	223, 260, 289		1						
62/	B	8	221, 260, 289		1						
60/	A	8	352, 390	B5A 7113-D	1	1	7 57/64"	29	25	19	15
				7115							
60/	A, B	6&8	221, 223, 260, 289, 292	B5A 7115-B	1		5" long - 13/16" I.D.				
60/	A	8	352, 390	8L 7115	1		4 5/8" long - 7/8" I.D.				
				7118							
60/	A	6&8	223, 260, 289, 292	C3AZ 7118-A	14		17/32" long - 7/32" diam.				
62/	B	8	221, 260, 289		14						
60/	A	8	352, 390	MC 7120-B	14		11/16" long - 9/32" diam.				
				354639-S(XX261)	1		Spacer (retains rollers in shaft)				
				7119							
60/	A	6&8	223, 260, 289, 292	@B5A 7119-C	1		Front - 3/4" I.D. - 2 5/8" O.D.				
62/	B	8	221, 260, 289		1						
				@B5TZ 7119-C	1		Rear inner - 3/4" I.D. - 1 15/16" O.D.				
60/	A, B	6&8	221, 223, 260, 289, 292	@B5AZ 7119-B	1		Rear outer - 3/4" I.D. - 1 29/32" O.D.				
60/	A	8	352, 390	8L 7119	1		Front - 7/8" I.D. - 2 5/8" O.D.				
				B5AZ 7119-C	1		Rear inner - 7/8" I.D. - 2 1/8" O.D.				
60/	A	8	352, 390	B5AZ 7119-A	1		Rear outer - 7/8" I.D. - 2 1/8" O.D.				
60/	A	8	352, 390	C2AZ 7119-A	AR		Front - 7/8" I.D. - 1 3/4" O.D. - must be used with C5AZ 7006-A case only				
				7120							
60/	A, B	6&8	221, 223, 260, 289, 292	C0DZ 7121-A	44		ROLLER - COUNTERSHAFT GEAR PILOT BEARING				
				354655-S(XX231)	4		Washer - 15/16" O.D. (to retain rollers)				
60/	A	8	352, 390	8L 7121	80		5/32" O.D. - 3/4" long				
				7124			SYNCHRONIZER ASSY.				
60	A	6&8	223, 292	B5A 7124-B	1		2" diam. - does not include 7107 ring				
60/63	A, B	6&8	221, 223, 260, 289, 292	C1AZ 7124-B	1		2" diam. - does not include 7107 ring				
62/	A, B	6&8	221, 223, 260, 289, 292	C2AZ 7124-J	1		2 1/4" diam. - does not include 7107 ring				
60/	A	8	352, 390	C5AZ 7124-B	1		2 1/2" diam. - does not include 7107 ring				
60/	A	8	352, 390	8L 7125	4		SPACER - COUNTERSHAFT GEAR ROLLER - 1 5/32" O.D. - 7/8" I.D.				
				7D131			HANDLE - OVERDRIVE CABLE - Refer to Group 7A650 knob assy.				
				7140			SHAFT - REVERSE IDLER GEAR				
60/	A, B	6&8	221, 223, 260, 289, 292	B5A 7140-A	1		2 7/16" long - 3/4" diam.				
60/	A	8	352, 390	8L 7140	1		2 11/32" long - 7/8" diam.				

Also supplied in 7B331 kits

YEAR	MODEL	ENGINE		PART NUMBER	QTY. PER UNIT	PART NAME AND DESCRIPTION
		CYL.	C.I.D.			
				7141		GEAR - REVERSE IDLER
60/	A	6&8	223,260, 289,292	B6A 7141-A	1	15 L. H. helix teeth-2 7/32" O.D.
62/	B	8	221,260,289		1	
60/	A	8	352,390	B5A 7141-C	1	18 helical teeth-2 5/8" O.D.
60/63	A	6&8	223,260, 289,292	B5A 7153-B	1	KIT - GASKET AND OIL SEALS

Consists of the following

4-B6A 7051-A Gasket (input shaft bearing retainer) 1-B5A 7086-B Gasket (overdrive housing to trans. case)
 3-B8C 7051-A Gasket (input shaft bearing retainer) 1-B5A 7223-A Gasket (trans. case cover)
 1-B5A 7661-B Gasket (overdrive housing to adaptor)

64/	A	6&8	223,289	C2OZ 7153-B	1	
62/	B	8	221,260,289		1	

Consists of the following

4-B8C 7051-A Gasket (input shaft bearing retainer) 1-B5A 7223-A Gasket (case access cover)
 1-C2OZ 7086-B Gasket (transmission extension) 1-C2OZ 7661-A Gasket (overdrive housing to adaptor)

60/	A	8	352,390	B6A 7153-D	1	
-----	---	---	---------	------------	---	--

Consists of the following

3-B6C 7051-A Gasket (input shaft bearing retainer) 1-8D 7086 Gasket (output shaft bearing retainer)
 1-8D 7051 Gasket (input shaft bearing retainer) 1-8L 7223-A Gasket (gear shift housing)
 1-B7A 7086-A Gasket (adaptor to transmission) 1-8D 7223 Gasket (gear shift housing)
 1-8L 7086-A Gasket (adaptor to transmission) 1-B7A 7661-A Gasket (overdrive housing to adaptor)

60/	A	6&8	223,260, 289,292	B5A 7155-A	1	PLATE - COUNTERSHAFT and REVERSE IDLER SHAFT LOCK - 1 11/32" x 5/8" x 1/16"
62/64	A	6&8	223,260, 289,292	C2AZ 7C173-E	1	LEVER - LOW AND REVERSE GEAR SHIFT
62/63	B	8	221,260,289		1	INTERLOCK
62	A	8	352,390	*C2AZ 7C173-D	1	
63/64	A	8	352,390	C3AZ 7C173-B	1	
62/	A	6&8	All	356383-S7(XX362)	1	Spring washer (lever to stud)
62/63	B	8	All		1	
				356590-S(XX171)	1	Washer-flat-7/16"
				72034-S(N45)	1	Pin
				7C174		STUD - LOW AND REVERSE GEAR SHIFT INTERLOCK
62/	A	6&8	223,289,292	C2AZ 7C174-E	1	1 3/4" long
62/63	B	8	221,260,289		1	
62/	A	8	352,390	C2AZ 7C174-F	1	2 1/2" long
62/	A, B	6&8	All	34806-S(X64)	1	Washer-flat-7/16" (stud to case)
				7C175		WEDGE - LOW AND REVERSE GEAR INTERLOCK
62/	A, B	6&8	221,223, 260,289,292	C2AZ 7C175-B	1	Stamped letter #0
62/	A	8	352,390	C2AZ 7C175-D	1	1 7/16" x 1 3/4"-(2) 5/16" holes
62/	A, B	6&8	All	20347-S8(B156)	2	Bolt-5/16"-24 x 3/4" (wedge to lever)
				7A199		WIRE ASSY. - IGNITION CIRCUIT TO OVERDRIVE RELAY - use bulk stock B6A 14296-B and cut to required length
60/64	A	8	223	C0AF 7A200-F	1	WIRING ASSY. - OVERDRIVE SOLENOID TO RELAY
60/62	A	8	352,390		1	
63	A	8	260,289	C3AZ 7A200-A	1	
64	A	8	289	C3AZ 7A200-B	1	
60/62	A	8	292	C0AF 7A200-E	1	
62/	A	8	352,390	C0AF 7A200-D	1	
62/64	B	8	All	C2OZ 7A200-B	1	

Identification marking

YEAR	MODEL	ENGINE		PART NUMBER	QTY. PER UNIT	PART NAME AND DESCRIPTION
		CYL.	C.I.D.			
				7A200		WIRING ASSY. - OVERDRIVE SOLENOID TO RELAY - continued
60	S	8	352	★B9SZ 7A200-A	1	Not replaced
60/	A, B, S	6&8	All	358350-S(GG172)	1	Clip (wire to case)
					1	Clip (wire to extension)
				353547-S2(GG173)	2	Clip (wire to clutch housing)
				372046-S100(GG186)	1	Clip (wire to gear shift housing)
				353350-S7(GG159)	1	Clip (wire to solenoid)
				31498-S8(U253B)	1	Screw (clip to fire wall)
60/	A	6&8	All	C0AF 7A215-A	1	BRACKET - OVERDRIVE MANUAL CONTROL HANDLE
60/	A	8	352, 390	B6C 7222-A	1	HOUSING ASSY. - GEAR SHIFT
				20346-S8(B50)	9	Bolt-5/16"-18 x 3/4" hex.hd.(housing to case)
				34806-S7(X64)	9	Lockwasher-5/16"
60/	A, B	6&8	221, 223, 260, 289, 292	B5AZ 7222-B	1	COVER - CASE ACCESS - 7 7/8" long-4" wide front end-5 1/2" wide back end
				34806-S7(X64)	6	Lockwasher-5/16"
60/	A, B	6&8	221, 223, 260, 289, 292	B5A 7223-A	1	GASKET - CASE ACCESS COVER
60/	A	8	352, 390	8L 7223-A	1	GASKET - GEAR SHIFT HOUSING
60/64	A	6&8	All	C0AF 7A227-A	1	NUT - OVERDRIVE MANUAL CONTROL -
				7230		FORK - INTERMEDIATE AND HIGH GEAR SHIFTER
60/63	A, B	6&8	221, 223, 260, 289, 292	B5A 7230-A	1	Must use with 2" diam. synchronizer
62/	A, B	6&8	221, 223, 260, 289, 292	C2AZ 7230-B	1	Must use with 2 1/4" diam. synchronizer
60/	A	8	352, 390	C2AZ 7230-A	1	Must use with 2 1/2" diam. synchronizer
60/	A, B	6&8	221, 223, 260, 289, 292	B5A 7231-B	1	FORK - LOW and REVERSE GEAR SHIFTER
60/	A	8	352, 390	8L 7231	1	
62/63	B	8	221, 260, 289	C2OZ 7233-A	1	STUD - GEAR SHIFTER ROD CONNECTING - 1 13/32" long-use with interlock linkage- #D
				7233		SLEEVE - SHIFTER FORK CAM AND SHAFT INTERLOCK
60/	A, B	6&8	221, 223, 260, 289, 292	B5A 7233-E	AR	5/16" I.D. - 1 5/16" long
60/	A	8	352, 390	8L 7233-A	AR	Selective fit-3/8" I.D. -1.008" long- # B
				8L 7233-B	AR	1.012" long-# A
				8L 7233-C		1.019" long-# None
				7234		SPRING - SHIFTER FORK CAM AND SHAFT LOCK PLUNGER
60/	A, B	6&8	221, 223, 260, 289, 292	B5A 7234-A	1	1 3/16" free length
				353081-S(AA10)	2	Ball-5/16" diam.(cam and shaft lock plunger)
60/	A	8	352, 390	8L 7234	1	13/16" free length
				372720-S(AA11)	2	Ball-3/8" diam.(cam and shaft lock plunger)
				7235		PIN - SHIFTER FORK CAM AND SHAFT LOCK PLUNGER
60/	A, B	6&8	221, 223, 260, 289, 292	B5A 7235-A	1	3/16" O.D. -3/4" long
60/	A	8	352, 390	8L 7235	1	1/4" O.D. -11/32" long

Identification marking

YEAR	MODEL	ENGINE		PART NUMBER	QTY. PER UNIT	PART NAME AND DESCRIPTION
		CYL.	C.I.D.			
62/	A, B	6&8	221, 223, 289, 292	C2AZ 7235-A	1	PIN - LOW AND REVERSE GEAR SHIFT INTERLOCK LINKAGE
				7280		CAM AND SHAFT ASSY. - HIGH AND INTERMEDIATE SHIFTER FORK
60/63	A, B	6&8	221, 223, 260, 289, 292	B5A 7280-B	1	Use with 2" diam. synchronizer
60/62	A, B	6&8	221, 223, 292	C2AZ 7280-B	1	Use with 2 1/4" diam. synchronizer
62/	A, B	6&8	221, 223, 260, 289, 292	C2AZ 7280-D	1	Use with 2 1/4" diam. synchronizer
60/61	A	8	352, 390	B5A 7280-A	1	Use with 2 1/2" diam. synchronizer
62/	A	8	352, 390	C2AZ 7280-C	1	
60/	A, B	6&8	All	73757-S(N95)	1	Pin-No.0 x 1 1/4" long (retain cam and shaft in case)
				7282		CAM AND SHAFT ASSY. - LOW AND REVERSE SHIFTER FORK
60/62	A, B	6&8	221, 223, 260, 292	★ B5A 7282-C	1	Without interlock linkage - Repl. by C2AZ 7282-D
62/64	A, B	6&8	221, 223, 260, 289	C2AZ 7282-C	1	Without interlock linkage
62/	A	6&8	221, 223, 260, 289, 292	C2AZ 7282-E	1	With interlock linkage
62/63	B	8	221, 260		1	
60/61	A	8	352, 390	C2AZ 7282-D	1	Without interlock linkage
62/64	A	8	352, 390	★ B7A 7282-B	1	Without interlock linkage-r/b C2AZ 7282-C
60/	A, B	6&8	All	B7AZ 7A283-B	1	OIL SEAL - INPUT SHAFT - 1 1/8" I.D. - 1 5/8" O.D.
60/61	A	6&8	All	B9AR 7285-A	1	LEVER ASSY. - HIGH AND INTERMEDIATE SHIFTER FORK CAM AND SHAFT SHIFT - Also Refer to Group 7C173
62/64	A	6&8	All	C2AZ 7285-A	1	Without interlock
62/64	B	8	All	C2OZ 7285-D	1	
60/	A, B	6&8	All	33798-S7(M62)	1	Nut-5/16"-24 (lever to fork shifter cam & shaft)
				34806-S7(X64)	1	Lockwasher-5/16"
				44722-S8(X19)	1	Washer-flat-5/16"
				7288		OIL SEAL - SHIFTER FORK CAM AND SHAFT LEVER
60/	A, B	6&8	221, 223, 260, 289, 292	C0DR 7288-A	2	15/16" O.D. - 5/8" I.D. - 3/16" thick
60/	A	8	352, 390	1A 7288-A	2	
60/	A, B	6&8	All	C0DR 7288-A	1	OIL SEAL - OVERDRIVE MANUAL CONTROL LEVER SHAFT
60/61	A	6&8	All	B9AR 7290-A	1	LEVER ASSY. - LOW AND REVERSE SHIFTER FORK CAM AND SHAFT SHIFT
62/	A	6&8	223, 260, 289, 292	C2AZ 7290-F	1	
62/	A	8	352, 390	C2AZ 7290-H	1	
62/63	B	8	221, 260	C2OZ 7290-D	1	With interlock linkage
62/	B	8	All	C2OZ 7290-A	1	Without interlock linkage
60/	A, B	6&8	All	33798-S7(M50)	1	Nut-5/16"-24 (lever to fork shifter cam & shaft)
				34806-S7(X64)	1	Lockwasher-5/16"
				44722-S8(X19)	1	Washer-flat-5/16"
60/	A, B	6&8	221, 223, 260, 289, 292	C2AZ 7C320-A	1	BUSHING - LOW and REVERSE GEAR SHIFT INTERLOCK - Also Refer to Group 7C400

YEAR	MODEL	ENGINE		PART NUMBER	QTY. PER UNIT	PART NAME AND DESCRIPTION
		CYL.	C.I.D.			
				7B331		KIT TRANSMISSION SMALL PARTS REPAIR
60/64	A	6	223	B5AZ 7B331-B	1	Consists of the following
		SNAP RING		WASHER	BAFFLE	PIN
		1-B5A 7026	1-16H 7666-A	1-B5A 7119-C	1-B5A 7040-A	1-B5A 7155-A
		1-8M 7030-A	1-16H 7666-B	1-B5AZ 7119-B		
		1-8M 7030-B	1-16H 7666-C	1-B5TZ 7119-C		
		1-8M 7030-C	1-8A 7667-A			
		1-8M 7030-D	1-8A 7667-B			
		1-B7A 7059-A	1-8A 7667-C			
		2-8L 7064-A	1-B5A 7667-A			
		1-16H 7654-A				
60/64	A	8	260,289,292	B6AZ 7B331-B	1	Consists of the following
		SNAP RING		WASHER		
		1-51A 7026	1-8MTH 7064-A	1-16H 7667-A		1-B5A 7119-C
		1-8L 7026	1-8MTH 7064-B	1-16H 7667-B		1-B5AZ 7119-B
		1-8M 7030-A	1-8MTH 7064-C	1-16H 7667-C		1-B5TZ 7119-C
		1-8M 7030-B	1-8MTH 7064-D	1-16H 7667-D		
		1-8M 7030-C	1-16H 7654	1-16H 7667-E		
		1-8M 7030-D	1-16H 7666-A	1-8A 7667-A		
		1-B7A 7059-A	1-16H 7666-B	1-8A 7667-B		
		1-B 7064	1-16H 7666-C	1-8A 7667-C		
		2-8L 7064-A				
60/	A	8	352,390	B6AZ 7B331-C	1	Consists of the following
		SNAP RING		WASHER	BAFFLE	
		1-8L 7026	1-8L 7064-B	1-16H 7666-C	1-B5AZ 7119-A	1-8L 7040
		1-8L 7030-A	1-8L 7064-C	1-16H 7667-A	1-B5AZ 7119-C	
		1-8L 7030-B	1-8L 7064-D	1-16H 7667-B	1-8L 7119	
		1-8L 7030-C	1-8L 7654-A	1-16H 7667-C		
		1-8L 7030-D	1-8L 7654-B	1-16H 7667-D		
		1-8L 7030-E	1-8L 7654-C	1-16H 7667-E		
		1-B5A 7064-A	1-8M 7656	1-8L 7672-A		
		1-B5A 7064-B	1-16H 7666-A	1-8L 7672-B		
		1-8L 7064-A	1-16H 7666-B	1-8L 7672-C		
62/64	B	8	221,260,289	C2OZ 7B331-A	1	Consists of the following
		SNAP RING		WASHER	BAFFLE	PIN
		1-B5A 7026	1-8MTH 7064-D	1-B5A 7119-C	1-B5A 7040-A	1-B5A 7155-A
		1-8M 7030-A	1-16H 7654	1-B5AZ 7119-B		
		1-8M 7030-B	1-8M 7656	1-B5TZ 7119-C		
		1-8M 7030-C	1-16H 7666-A			
		1-8M 7030-D	1-16H 7666-B			
		1-B5A 7064-A	1-16H 7666-C			
		1-B5A 7064-B	1-B5A 7667-A			
		1-8MTH 7064-A	2-8A 7667-A			
		1-8MTH 7064-B	2-8A 7667-B			
		1-8MTH 7064-C	2-8A 7667-C			
62/	A	6&8	223,260,289	C2AZ 7C400-A	1	SLIDE ASSY. - LOW and REVERSE GEAR SHIFT INTERLOCK
62/63	B	8	221,260		1	
				7A650		CABLE ASSY. - OVERDRIVE MANUAL CONTROL
60/62	A	6&8	All	C0AA 7A650-A	1	Approx. 51 3/16" long
63/64	A	6&8	All	C3AZ 7A650-A	1	Approx. 45" long
62	B	8	221	A9AZ 7A650-A	1	Approx. 40 13/16" long-
63/	B	8	All	C2OZ 7A650-A	1	Approx. 40" long
60/	A, B	6&8	All	351056-S8(MM26)	1	Nut-1/2"-20 (knob & cable to bracket)
				34809-S8(X68)	1	Lockwasher-1/2"
				353350-S8(GG159)	1	Clip (cable to trans. case)

YEAR	MODEL	ENGINE		PART NUMBER	QTY. PER UNIT	PART NAME AND DESCRIPTION
		CYL.	C.I.D.			
60/62	A	6&8	All	C0AZ 7A650-A	1	KNOB ASSY. - OVERDRIVE MANUAL CONTROL
63/	A	6&8	All	C2OZ 7D131-A	1	
62/	B	8	All	C2OZ 7D131-A	1	
60/	A, B	6&8	All	358685-S8(UU28)	1	Screw-set-No. 8-32 x 1/4" (attach knob to cable)
60/64	A	6&8	All	C1AA 7A651-A	1	RELAY ASSY. - OVERDRIVE
62/	B	8	All	C2OZ 7A651-A	1	
60	A	6&8	All	C0AF 7A652-A	1	SWITCH ASSY. - OVERDRIVE ACCELERATOR KICKDOWN
61/64	A	6&8	223, 292, 352, 390	C1AF 7A652-A	1	
63	A	8	260	C3AZ 7A652-A	1	
64	A	8	289	C4AZ 7A652-A	1	
62/	B	8	All	C2OZ 7A652-A	1	
				7653		GEAR - OVERDRIVE RING
60/	A, B	6&8	221, 223, 260, 289, 292	16H 7653	1	42 internal helical teeth-4 1/4" O.D.
60/	A	8	352, 390	8L 7653	1	52 internal helical teeth-5 5/32" O.D.
				7654		SNAP RING - OVERDRIVE RING GEAR
60/	A, B	6&8	221, 223, 260, 289, 292	@ *16H 7654	1	3 19/32" I.D. -3 29/32" O.D.
60/	A	8	352, 390	8L 7654-A @*8L 7654-B @*8L 7654-C	AR AR AR	Selective fit-4 3/4" O.D. -.055" thick .057" thick .059" thick
				7656		SNAP RING - OVERDRIVE MAIN SHAFT BEARING - Refer to Group 7064
				7A658		SHAFT AND LEVER ASSY. - OVERDRIVE MANUAL CONTROL
60/63	A	6&8	223, 260, 289, 292	B5A 77685-A	1	
64/	A	6&8	289	C2OA 7A658-A	1	
62/	B	8	All		1	
60/	A	8	352, 390	B7A 77685-A	1	
60/	A, B	6&8	All	73757-S(N95)	1	Pin-No.0 x 1 1/4" (lever retaining)
				355480-S8(BB525)	1	Bolt-5/16"-24 x 7/8" (control cable to lever)
				356288-S8(VV4)	1	Spacer-5/16"
				*34941-S7	1	Lockwasher-5/16"
				44722-S8(X19)	1	Washer-flat-5/16"
				33798-S8(M62)	1	Nut-5/16"-24
60/63	A	6&8	223, 260, 289, 292	B5A 7660-B	1	ADAPTOR - OVERDRIVE HOUSING TO TRANSMISSION CASE
64/	A	6&8	223, 289	C2OA 7660-A	1	
62/	B	8	All		1	
60/	A	8	352, 390	B7A 7660-A	1	
60/63	A	6&8	223, 260, 289, 292	B5A 7661-B	1	GASKET - OVERDRIVE HOUSING TO ADAPTOR
64/	A	6&8	223, 289,	C2OA 7661-A	1	
62/	B	8	All		1	
60/	A	8	352, 390	B7A 7661-A	1	
60/	A, B	6&8	221, 223, 260, 289, 292	56H 7662	1	RING and GEAR ASSY. - OVERDRIVE BALK
60/	A	8	352, 390	8L 7662	1	
60/	A, B	6&8	221, 223, 260, 289, 292	AB 7665-A	1	PLATE and TROUGH ASSY. - OVERDRIVE BALK RING AND GEAR
60/	A	8	352, 390	B7A 7665-A	1	

YEAR	MODEL	ENGINE		PART NUMBER	QTY. PER UNIT	PART NAME AND DESCRIPTION
		CYL.	C.I.D.			
				7666-7		SNAP RING - PLATE AND TROUGH ASSY. - Refer to Group 7064
60/	A	6&8	223, 260, 289, 292	8A 7668	1	BAFFLE - OVERDRIVE OUTPUT SHAFT
62/	B	8	All		1	BEARING OIL
60/	A	8	352, 390	8L 7668	1	
60/	A, B	6&8	221, 223, 260, 289, 292	56H 7670	1	GEAR ASSY. - OVERDRIVE SUN
60/	A	8	352, 390	8L 7670	1	"
				7672		SNAP RING - OVERDRIVE MAIN SHAFT - Refer to Group 7064
60/	A, B	6&8	221, 223, 260, 289, 292	56H 7673	1	GEAR ASSY. - OVERDRIVE PLANETARY
60/	A	8	352, 390	C5AZ 7673-A	1	
				7674		RETAINER - OVERDRIVE FREE WHEEL UNIT - FRONT
60/	A, B	6&8	221, 223, 260, 289, 292	* 16H 7674	1	Not replaced
60/	A, B	6&8	221, 223, 260, 289, 292	16H 7675	1	UNIT ASSY. - OVERDRIVE FREE WHEEL
60/	A	8	352, 390	C5AZ 7675-A	1	
60/	A, B	6&8	221, 223, 260, 289, 292	16H 7676	1	RETAINER - FREE WHEEL UNIT - REAR
60/	A, B	6&8	221, 223, 260, 289, 292	16H 7679	12	ROLLER - FREE WHEEL UNIT
60/	A, B	6&8	221, 223, 260, 289, 292	B5A 7680-B	1	FORK and RAIL ASSY. - OVERDRIVE SHIFT
60/	A	8	352, 390	B7A 7680-A	1	
60/	A, B	6&8	All	16H 7685	1	SPRING - OVERDRIVE SHIFT FORK AND RAIL RETRACTOR - 19 coils-2 3/4" long
				77685		SHAFT AND LEVER ASSY. - OVERDRIVE MANUAL CONTROL - Refer to Group 7A658
60/64	A	6&8	223, 260, 289, 292	AB 7690-A	1	PAWL - OVERDRIVE BULK RING AND GEAR SLIDING
62/	B	8	All	C2OA 7690-A	1	
60/	A	8	352, 390	B7A 7690-A	1	
60/	A, B	6&8	All	26H 7693	1	OIL SEAL - OVERDRIVE SOLENOID
62/	A	6&8	223, 260, 289, 292	C2AZ 7713-C	1	CLIP - CABLE
62/63	B	8	All		1	
60/	A, B	6&8	221, 223, 260, 289, 292	B5A 7730-A	1	GUIDE - OVERDRIVE SHIFT RAIL
60/63	A	6&8	223, 260, 289, 292	C1AA 7749-B	1	SHAFT AND GEAR ASSY. - OVERDRIVE MAIN
64/	A	6&8	223, 289	C4AZ 7749-A	1	
60/	A	8	352, 390	C1AA 7749-A	1	
62/	B	8	All	C2OA 7749-A	1	

YEAR	MODEL	ENGINE		QUANTITY			PART NUMBER	PART NAME and DESCRIPTION
		CYL.	C.I.D.	HEE	HEF	HEG		
							7005-6	CASE - TRANSMISSION
63/64	A, B	6&8	All	1			C3AZ 7006-A	
63/	A, B, X	8	All		1		C3AZ 7006-E	(#RF C5AR 7006-B)
63/	A	6	All		1			
63/	B, X	6	All		1			
63/	A, B, X	8	All			1	C8AZ 7005-C	(#RF C5AR 7006-C), (#C8AR 7006-C) Includes (1) C8AZ 7234-A & (1) I.S. #2723
63/	A, B, X	6&8	All	1	1	1	353035-S(PP31)	Plug-1/2" pipe-square head (case filler)
				1	1	1	373919-S(PP54D)	Plug-1/2"-14 magnetic (case drain)
				1	1	1	74112-S(P1A)	Plug-11/16" dia. -expansion-(to seal shifter rail hole in case)
				1	1	1	20430-S8(BI04)	Bolt-7/16"-14 x 1 1/4" (attach case to flywheel housing)
				1	1	1	34808-S8(X67)	Lockwasher-7/16"
63/	A, B, X	6&8	All	1	1	1	B9AP 7A011-A	OIL SEAL - OUTPUT SHAFT
63/	A, B, X	6&8	All	1	1	1	372401-S(QQ68)	Snap ring-1" I. D. (oil seal retaining)
63	B	8	221	1			372338-S(QQ64)	Snap ring-15/16" I. D. (oil seal retaining)
							7017	SHAFT - INPUT
63	A	6	223	1			C3AZ 7017-D	22-30 teeth, 10 splines, 8 1/2" long
64	A	6	223	1			C4AZ 7017-C	22-28 teeth, 10 splines, 8 1/2" long
63	B	8	221	1			C3OZ 7017-A	23-30 teeth, 10 splines, 8 5/8" long
63	A	6	223		1		C3AZ 7017-A	24-33 teeth, 10 splines, 8 1/4" long
64	A	6	223		1		C4AZ 7017-D	24-33 teeth, 10 splines, 8 1/4" long
63	A	8	289		1		C3OZ 7017-B	24-33 teeth, 10 splines, 8 3/4" long
63	B, X	8	221,260		1			
64	A	8	260,289		1		C4AZ 7017-F	24-33 teeth, 10 splines, 8 3/4" long
64/	B, X				1			
63	A	8	All			1	C3AZ 7017-B	22-36 teeth, 10 splines, 8 1/2" long
64/	A, B	8	352,390			1	C4AZ 7017-E	22-36 teeth, 10 splines, 8 7/16" long
63	B	8	289			1	C3OZ 7017-D	22-36 teeth, 10 splines, 8 15/16" long
							7025	BEARING
								INPUT SHAFT
63/	A, B	6&8	All	1			C3AZ 7025-B	1 3/8" I. D. -2 13/16" O. D. -11/16" wide
63/	A, B, X	6&8	All		1	1	C3AZ 7025-C	1 9/16" I. D. -3 5/32" O. D. -11/16" wide
								OUTPUT SHAFT
63/	A, B, X	6&8	All	1	1	1	C3AZ 7025-B	1 3/8" I. D. -2 13/16" O. D. -11/16" wide
							7026	SNAP RING - INPUT SHAFT BEARING - Refer to Group 7064
							7029	WASHER - REVERSE IDLER GEAR THRUST
63/	A, B, X	6&8	All		2	2	C3AZ 7029-A	Front & rear
63/	A, B	6&8	All	1				Rear
63/	A, B	6&8	All	1			C4AZ 7149-A	Front
							7A029	GEAR - CONSTANT LOW MESH
63	A, B	6&8	All	1			C3AZ 7A029-B	37-33 teeth-4 3/8" diam.
64/	A	6	All	1			C4AZ 7A029-A	37-33 teeth-4 3/8" diam.
63	A, B, X	8	260,289		1		C3AZ 7A029-D	37-35 teeth-4 3/8" diam.
64	A, B, X	6&8	All		1		C4AZ 7A029-E	37-36 teeth-4 3/8" diam.
63	A, B	8	All			1	C3AZ 7A029-C	32-36 teeth-4 5/16" diam.
64/	A, B	8	All			1	C5AZ 7A029-E	32-36 teeth-4 5/16" diam.

Identification marking

YEAR	MODEL	ENGINE		QUANTITY			PART NUMBER	PART NAME and DESCRIPTION
		CYL.	C.I.D.	HEE	HEF	HEG		
63/	A, B, X	6&8	All	1	1	1	B3TZ 7A034-A	BUSHING - EXTENSION HOUSING - 1 5/8" O. D. -1 1/2" I. D. -1 1/2" wide
							7A039	EXTENSION HOUSING
63	A	6	223	1			C3AZ 7A039-C	#C3AR 7A040-D
64	A	6	223	1			C3OZ 7A039-B	#C3OR 7A040-C
63	B	8	221	1				
63/64	A	6&8	All		1		C3AZ 7A039-A	
63/64	X "Before 1/1/64"	8	All		1		C3DZ 7A039-A	#C3DR 7A040-A or B
63/	B	6&8	All		1		C3OZ 7A039-E	#C7OR 7A040-B
64/	X "From 1/1/64"	8	All		1		C4DZ 7A039-B	#C4DR 7A040-B
63/	A	8	390			1	C3AZ 7A039-B	#C3AR 7A040-F
63	B	8	289			1		
63/	A, B, X	6&8	All	5	5	5	20430-S8(B104)	Bolt-7/16"-14 x 1 1/4" (housing to case)
				5	5	5	34808-S8(X67)	Lockwasher-7/16"
							7A044	INSERT - SYNCHRONIZER HUB
63/	A, B, X	6&8	All	3	3	3	C3AZ 7A044-A	Intermediate & high gear
				3	3	3	C3AZ 7A044-B	Low & reverse gear
							7050	RETAINER - INPUT SHAFT BEARING
63/64	A	6	All	1			C0AR 7050-A	
63	B	8	221	1				
63/64	A, B, X	6&8	All		1	1	C0AR 7050-B	
63/	A, B, X	6&8	All	4	4	4	350673-S(BB544)	Bolt-5/16"-18 x 3/4" (retainer to case)
63	A, B, X	6&8	All	1	1	1	C2AZ 7051-C	GASKET - INPUT SHAFT BEARING RETAINER
64/	A, B, X	6&8	All	1	1	1	C2AZ 7051-B	
63/	A, B, X	6&8	All	1	1	1	A2TZ 7052-A	OIL SEAL - EXTENSION HOUSING - 2 3/8" O. D. -1 1/2" I. D. -5/8" wide
							7059	SNAP RING - TRANSMISSION - Refer to Group 7064
							7061	SHAFT - OUTPUT
63	A	6	223	1			C3AZ 7061-B	Use with (1) 8A 7064 & (2) B7A 7059-A snap rings
63	A	6	223	1			C3AZ 7061-E	Use with (3) 8A 7064 snap rings & C3AZ 7071-C washer
64	A	6	223	1			C4AZ 7061-A	23 13/16" long, 32 teeth, 28-34 splines
63	B	8	221	1			C3OZ 7061-A	23 13/16" long, 34-25-32 spline teeth, use with (2) B7A 7059-A & (1) 8A 7064-A snap rings, slotted for C3AZ 7071-B washer
				1			C3OZ 7061-G	Use with (3) 8A 7064-A snap ring, drilled hole for C3AZ 7071-C washer
63/64	A	6&8	All		1		C3AZ 7061-K	27 1/2" long, 37-32-28 spline teeth-drilled hole for C3AZ 7071-D washer
63/	B, X	6&8	All		1		C3OZ 7061-F	23 11/16" long, 37-25-32 spline teeth, drilled hole for C3AZ 7071-D washer
63/	A	8	All			1	C3AZ 7061-G	27 5/16" long, 37-32-28 spline teeth, slotted for C3AZ 7071-D washer
63	B	8	289					

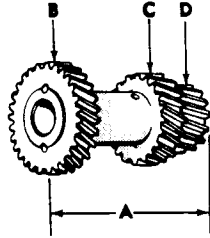
Identification marking

YEAR	MODEL	ENGINE		QUANTITY			PART NUMBER	PART NAME and DESCRIPTION	
		CYL.	C.I.D.	HEE	HEF	HEG			
							7064	SNAP RING - TRANSMISSION	
								INPUT SHAFT BEARING TO CASE	
63/	A, B, X	6&8	All	1			8A 7026	3 1/16" O. D. - 2 11/16" I. D. - 1/16" thick	
63/	A, B, X	6&8	All		1	1	51A 7026	3 3/8" O. D. - 3" I. D. - 1/16" thick	
								INPUT SHAFT BEARING TO SHAFT	
63/	A, B	6&8	All	1			8A 7064	1 7/32" I. D.	
63/	A, B, X	6&8	All		1	1	B 7064	1 7/16" I. D.	
								OUTPUT SHAFT BEARING TO CASE	
63/	A, B, X	6&8	All	1	1	1	8A 7026	3 1/16" O. D. - 2 11/16" I. D. - 1/16" thick	
								OUTPUT SHAFT BEARING TO SHAFT	
63/	A, B, X	6&8	All	1	1	1	8A 7064	1 7/32" I. D.	
								SECOND & THIRD SPEED SYNCHRONIZER HUB TO SHAFT	
63/	A, B, X	6&8	All	1	1	1	8A 7064	1 7/32" I. D.	
								FIRST & REVERSE SPEED SYNCHRONIZER HUB TO SHAFT	
63/	A, B	6&8	All	1			377883-S(QQ67C)	1 5/8" I. D. - 1 13/16" O. D.	
63/	A, B, X	6&8	All		1	1	377884-S(QQ67D)	1 3/4" I. D. - 1 15/16" O. D.	
								SPEEDOMETER DRIVE GEAR TO SHAFT	
63/	A, B	6&8	All	AR			B7A 7059-A	1 1/4" I. D. - 1 1/2" O. D. - 1/16" thick	
63/	A, B, X	6&8	All		AR	AR	8A 7064	7/32" O. D. - 1 5/16" I. D. - 3/32" thick	
								7071	
								WASHER - CONSTANT MESH LOW GEAR THRUST	
63/	A, B	6&8	All	1			C3AZ 7071-B	Use with output shaft slotted for washer's tong	
63/	A, B	6&8	All	1			C3AZ 7071-C	Use with output shaft drilled hole for washer's tong	
								1	
								376342-S(QQ16B)	Snap ring-1 9/16" O. D. - 1 7/16" I. D. - (attach washer & gear (7102) to shaft)
63/	A, B, X	6&8	All		1	1	C3AZ 7071-D	2 1/16" O. D. - 1 5/8" I. D. - 3/32" high	
								1	
								376305-S(QQ16C)	Snap ring-1 5/8" O. D. - 1 1/2" I. D.
63/	A, B, X	6&8	All	1	1	1	C4AZ 7086-B	GASKET - EXTENSION TO HOUSING	
								7102	
								GEAR ASSY. - INTERMEDIATE	
63	A	6	223	1			C3AZ 7102-B	30 helical-30 clutch teeth-3 5/8" O. D.	
64	A	6	223	1			C4AZ 7102-A	30 helical-30 clutch teeth-3 5/8" O. D.	
63	B	8	221	1			C3OZ 7102-A	31 helical-30 clutch teeth-3 3/4" O. D.	
63	A, B, X	6&8	All		1		C3AZ 7102-A	31 helical-33 clutch teeth-3 3/4" O. D.	
64/	A, B, X	6&8	All		1		C4AZ 7102-B	31 helical-33 clutch teeth-3 3/4" O. D.	
63/	A, B	8	All			1	C4AZ 7102-E	27 helical-36 clutch teeth-3 3/4" O. D.	
								7107	
								RING - SYNCHRONIZER BLOCKING LOW & REVERSE GEAR	
63	A, B	6&8	All	1			C3AZ 7107-F		
64/	A	6	All	1			C4AZ 7107-C		
63	A, B, X	6&8	All		1	1	C3AZ 7107-G		
64/	A, B, X	6&8	All		1	1	C4AZ 7107-A		
								INTERMEDIATE & HIGH GEAR	
63	A, B	6&8	221,223	2			C3AZ 7107-C		
64	A	6	223	2			C4AZ 7107-B		
63	A, B, X	6&8	All		2		C3AZ 7107-D		
64/	A, B, X	6&8	All		2		C4AZ 7107-C		
63	A, B	8	All			2	C3AZ 7107-E		
64	A, B	8	All			2	C4AZ 7107-A		

YEAR	MODEL	ENGINE		QUANTITY			PART NUMBER	PART NAME and DESCRIPTION
		CYL.	C.I.D.	HEE	HEF	HEG		
							7109	SNAP RING - INTERMEDIATE & HIGH CLUTCH HUB INSERT
63/	A, B	6&8	All	2			C2AZ 7109-B	
63/	A, B, X	6&8	All		2		B8AZ 7109-B	
63/	A, B	8	289, 352,390			2	C3AZ 7109-D	
							7111	COUNTERSHAFT
63/	A, B	6&8	221,223	1			C3AZ 7111-A	6" long
63/	A, B, X	6&8	260,289		1		C3AZ 7111-B	6 1/2" long
64/	B	6	17Q,200		1			
63/	A, B	8	All			1	C3AZ 7111-C	7" long
63/	A, B, X	6&8	All	1	1	1	353677-S8(NN114)	Pin-1/4" x 1 1/4" (retains shaft to case)

7113

GEAR - COUNTERSHAFT CLUSTER



A = Length

B, C, D = Number of Teeth

YEAR	MODEL	ENGINE	QUANTITY	PART NUMBER	A	B	C	D	REMARKS
63/64	A	6	223	1					C3AZ 7113-B 4 23/32"
63	B	8	221	1					C3OZ 7113-A 4 23/32"
63/64	A	6&8	All		1				C3AZ 7113-A 5 3/32"
63/	B, X	6&8	All		1				
63/	A, B	8	289,352, 390					1	C3AZ 7113-M 5 5/8"
63/	A, B, X	6&8	All	15	15	15			C3AZ 7118-A ROLLER - INPUT SHAFT PILOT BEARING
63/	A, B, X	6&8	All	2	2	2			C3AZ 7119-A WASHER - COUNTERSHAFT GEAR THRUST - front & rear
63/	A, B, X	6&8	All	50	50	50			C3AZ 7121-A ROLLER - COUNTERSHAFT PILOT BEARING
				2	2	2			354398-S(XX254) Washer-7/8" (retains rollers in counter-shaft gear)
									7124 SYNCHRONIZER ASSY. LOW & REVERSE GEAR
63	A, B	6&8	All	1					C3AZ 7124-C
64/	A	6	All	1					C4AZ 7124-D
63	A, B, X	6&8	All		1	1			C3AZ 7124-B
64	A, B, X	6&8	All		1				C6TZ 7124-A
64/	A, B	8	352,390					1	
									INTERMEDIATE & HIGH GEAR
63	A, B	6&8	All	1					C3AZ 7124-D
63	A, B	8	All					1	C3AZ 7124-F
64/	A	6	All	1					C4AZ 7124-A
64/	A, B, X	6&8	All		1				C4AZ 7124-B
64/	A, B	8	352,390					1	C4AZ 7124-C
63	A, B, X	6&8	All		1				C3AZ 7124-E

YEAR	MODEL	ENGINE		QUANTITY			PART NUMBER	PART NAME and DESCRIPTION
		CYL.	C.I.D.	HEE	HEF	HEG		
63/	A, B, X	6&8	All	2	2	2	C3AZ 7C124	FINGER ASSY. - SHIFT CONTROL
63/	A, B, X	6&8	All	1	1	1	C3AZ 7140-A 305080-S(NN113)	SHAFT - REVERSE GEAR IDLER Pin-spring-1/4" x 1" (retains shaft in case)
							7141	GEAR AND BUSHING ASSY. - REVERSE GEAR IDLER
63/	A	6&8	All	1			C5AZ 7141-A	21 helical-21 spur teeth
63/64	A	6&8	All		1		C5OZ 7141-A	21 helical-21 spur teeth
63/	B, X	6&8	All		1			
63/	A, B	8	352,390			1	C5AZ 7141-B	17 helical-21 spur teeth
63	B	8	289			1		
							7149	WASHER - REVERSE IDLER GEAR FRONT THRUST - Refer to Group 7029
63/	A, B, X	6&8	All	1	1	1	C3AZ 7153-F	KIT - GASKET and OIL SEAL Consists of the following gaskets (1) C2AZ 7051-B (1) C3AZ 7223-A (1) C4AZ 7086-B (1) C3AZ 7223-B (1) C3AZ 7223-C
							7D176	SNAP RING - LOW & REVERSE CLUTCH HUB INSERT
63/	A, B	6&8	All	1			C3AZ 7D176-A	Front
				1			C3AZ 7D176-C	Rear
63/	A, B, X	6&8	All		1	1	C3AZ 7D176-B	Front
					1	1	C3AZ 7D176-E	Rear
							7222	COVER - CASE ACCESS
63/	A, B	6&8	All	1			C3AZ 7222-A	
63/	A, B, X	6&8	All		1		C3AZ 7222-B	
63/	A, B, X	8	All			1	C3AZ 7222-C	
63/	A, B, X	6&8	All	2	2	2	20386-S8(B53)	Bolt-5/16"-18 x 1" (cover to case)
				2	2	2	34906-S8(X98)	Lockwasher-5/16"
				7	7	7	372110-S(8B547)	Bolt & washer assy. -5/16"-18 x 5/8"
							7223	GASKET - CASE ACCESS COVER
63/	A, B	6&8	All	1			C3AZ 7223-A	
63/	A, B, X	6&8	All		1		C3AZ 7223-B	
63/	A, B, X	8	All			1	C3AZ 7223-C	
63/	A, B	6&8	All	1			C3AZ 7230-A	FORK INTERMEDIATE AND HIGH GEAR SHIFTER
63/	A, B, X	6&8	All		1		C3AZ 7230-B	#C4AR 7230-C
63/	A, B	8	289,352,390			1	C3AZ 7230-C	#C4AR 7230-D
63/	A, B, X	6&8	All	1	1	1	377886-S(UU26)	Screw-5/16"-24 x 7/8" (attach fork to shift rail)
							7231	FORK - LOW & REVERSE GEAR SHIFTER
63/	A, B	6&8	All	1			C3AZ 7231-B	
63/	A, B, X	6&8	All		1		C3AZ 7231-A	#C4AR 7231-C
63/	A, B, X	8	All			1	C3AZ 7231-D	#C5AR 7231-A
63/	A, B, X	6&8	All	1	1	1	377886-S(UU26)	Screw-5/16"-24 x 7/8"(att. fork to shift rail)
							7234	SPRING - GEAR SHIFTER FORK INTERLOCK
63/	A, B, X	6&8	All	2	2	2	C3AZ 7234-A	1" free length-13 coils

Identification marking

YEAR	MODEL	ENGINE		QUANTITY				PART NUMBER	PART NAME and DESCRIPTION
		CYL.	C.I.D.	HEE	HEF	HEG			
								7240	RAIL - LOW & REVERSE GEAR SHIFTER
63	A, B	6&8	All	1				C3AZ 7240-B	
64/	A	6	All	1				C4AZ 7240-B	
63	A, B, X	6&8	All		1			C3AZ 7240-A	
64/	A, B, X	6&8	All		1			C4AZ 7240-C	
63	A, B	8	All			1		C3AZ 7240-C	
64/	A, B, X	8	All			1		C4AZ 7240-M	Includes I. S. #2612
								7241	RAIL - INTERMEDIATE & HIGH GEAR SHIFTER
63	A, B, X	6&8	All	1	1	1		C3AZ 7241-C	
64/	A, B, X	6&8	All	1	1	1		C4AZ 7241-A	
63/	A, B, X	6&8	All	1	1	1		74112-S(P1A)	Plug-11/16" diam. (welsh type to seal shaft hole in case)
63/	A, B, X	6&8	All	1	1	1		B7AZ 7A283-B	OIL SEAL - INPUT SHAFT - 1 1/8" I. D. - 1 5/8" O. D.
								7285	LEVER - INTERMEDIATE & HIGH GEAR SHIFTER FORK
63/64	A	6&8	All	1	1	1		C3AZ 7285-A	
63/	B	6&8	All exc. 390		1	1		C3OZ 7285-A	
63/	X	8	All		1			C3DZ 7285-A	
63/	A, B, X	6&8	All	1	1	1		33800-S(M63)	Nut-3/8"-24 (lever to finger assy.)
				1	1	1		44727-S8(X24)	Washer-flat-3/8"
				1	1	1		34847-S8(X74)	Lockwasher-3/8"
63/	A, B, X	6&8	All	2	2	2		1A 7288-A	OIL SEAL - FINGER ASSY. SHIFTER SHAFT
								7290	LEVER - LOW & REVERSE GEAR SHIFTER FORK
63/64	A	6&8	All	1	1	1		C3AZ 7290-A	
63/	B	6&8	All exc. 390	1	1	1		C3OZ 7290-A	
63/	X	8	All		1			C3DZ 7290-A	
63/	A, B, X	6&8	All	1	1	1		33800-S(M63)	Nut-3/8"-24 (lever to finger assy.)
				1	1	1		44727-S8(X24)	Washer-flat-3/8"
				1	1	1		34807-S8(X66)	Lockwasher-3/8"
								7C316	PIN - GEAR SHIFT INTERLOCK ROD
63/	A, B, X	6&8	All	3	3	3		C3AZ 7C316-B	
63/	A, B, X	6&8	All	1	1	1		377885-S(UU26C)	Screw-3/8"-16 x 7/8" set (retains pin to shaft)
								7B331	KIT - TRANS. SMALL PARTS REPAIR
63/	A, B	6&8	All	1				C3AZ 7B331-B	Consists of the following

SNAP RING

WASHER

2-8A 7026 1-376342-S
4-8A 7064 1-377883-S

2-C3AZ 7119-B 1-C3AZ 7029-A
1-C3AZ 7071-C

PIN

1-353647-S8

63/	A, B, X	6&8	All		1	1		C3AZ 7B331-D	Consists of the following
	SNAP RING				WASHER			PIN	RETAINER

1-8A 7026
1-51A 7026
1-B 7064
3-8A 7064
1-376305-S

2-C3AZ 7029-A
1-C3AZ 7071-D
2-C3AZ 7119-B

1-305080-S

1-377884-S

YEAR	MODEL	ENGINE		PART NUMBER	QTY.	PART NAME AND DESCRIPTION
		CYL.	C.I.D.			
62/	X	6	All	C2DZ 7005-A	1	CASE - TRANSMISSION
				353051-S(PP32)	1	Plug-3/4"-14 x 5/8"(trans.filler)
				*20350-S	1	Bolt-7/16"-14 x 3/4"(trans.drain)
				34848-S(X75)	1	Washer-7/16"
62/	X	6	All	C2DZ 7A011-A	1	OIL SEAL - INPUT SHAFT
62/	X	6	All	C2DZ 7017-C	1	SHAFT - INPUT - 21-30 teeth-10 splines-8" long
				7025		BEARING - TRANSMISSION INPUT AND OUTPUT SHAFT
62/	X	6	All	8D 7065	1	Input shaft-1 3/8" I.D. -3 5/8" O.D. -13/16" wide
62/	X	6	All	C2DZ 7065-A	1	Output shaft-1 1/4" I.D. -3 1/8" O.D. -7/8" wide
				7026		SNAP RING - INPUT SHAFT BEARING - Refer to Group 7054
62/	X	6	All	C2DZ 7033-A	1	DOWEL - GEAR SHIFT HOUSING TO CASE
62/	X	6	All	C2DZ 7034-A	1	VENT ASSY. - EXTENSION HOUSING
62/	X	6	All	C0DP 7A034-B	1	BUSHING - EXTENSION HOUSING - 1 1/2" O.D. - 1 3/8" I.D.
62/	X	6	All	C2DZ 7A039-B	1	HOUSING ASSY. - EXTENSION - includes bushing
				20410-S(B103)	4	Bolt-7/16"-14 x 1 1/8"(housing to case)
				34848-S(X75)	4	Washer-7/16"
				7A044		INSERT - SYNCHRONIZER HUB
62/	X	6	All	C2DZ 7A044-A	3	First and second speed synchronizer
				C2DZ 7A044-B	3	Third and fourth speed synchronizer
62/	X	6	All	C2DZ 7050-A	1	RETAINER - INPUT SHAFT BEARING - 3 11/16" long-4 11/16" flange O.D.
				20366-S8(B52)	3	Bolt-5/16"-18 x 7/8"(retainer to case)
				34806-S7(X64)	3	Lockwasher-5/16"
				7051		GASKET - INPUT SHAFT BEARING RETAINER - Serviced in 7153 kit
62/	X	6	All	C0DR 7052-A	1	OIL SEAL - EXTENSION HOUSING - 1 3/8" I.D. - 2 1/4" O.D. -5/8" wide
				7059		SNAP RING - TRANSMISSION - Refer to Group 7064
62/	X	6	All	C2DZ 7061-B	1	SHAFT - OUTPUT - Also refer to Group 7063
62/	X	6	All	C2DZ 7063-B	1	SLEEVE - OUTPUT SHAFT FIRST SPEED GEAR
				371350-S(AA4)	1	Ball-3/16" diam.(retain sleeve to shaft)
				7064		SNAP RING - TRANSMISSION
62/	X	6	All	C2DZ 7026-A	1	Input shaft bearing to case-3" I.D.-3 5/32" O.D. - 1/16" thick
				C2DZ 7064-A	1	Input shaft bearing to shaft-1 5/8" I.D. -2" O.D. - 3/32" thick
62/	X	6	All	C2DZ 7059-A	1	Synchronizer assy.to shaft (third & fourth speed)
				7065		BEARING - INPUT AND OUTPUT SHAFT - Refer to Group 7025
62/	X	6	All	C2DZ 7085-A	1	RETAINER - OUTPUT SHAFT BEARING
				305080-S(NN113)	1	Pin-wall-1/4" x 1" (retainer to extension housing)
				7086		GASKET - EXTENSION HOUSING TO CASE - Serviced in 7153 kit only

YEAR	MODEL	ENGINE		PART NUMBER	QTY.	PART NAME AND DESCRIPTION
		CYL.	C.I.D.			
62/	X	6	All	C2DZ 7100-A	1	GEAR - FIRST SPEED - 30 helical-36 clutch teeth
62/	X	6	All	C2DZ 7103-A	1	GEAR - SECOND SPEED - 27 helical-36 clutch teeth
				7107		RING - SYNCHRONIZER BLOCKING
62/	X	6	All	C2DZ 7107-A	2	First & second speed
				C2DZ 7107-B	2	Third & fourth speed
				7109		SNAP RING - SYNCHRONIZER HUB INSERT RETAINING
62/	X	6	All	C2DZ 7109-B	2	First & second speed
				C2DZ 7109-C	2	Third & fourth speed
62/	X	6	All	C2DZ 7111-B	1	COUNTERSHAFT
62/	X	6	All	C2DZ 7113-A	1	GEAR - COUNTERSHAFT CLUSTER - 31-23-18-15-14 teeth, 7 5/8" long
62/	X	6	All	C2DZ 7118-B	1	ROLLER - INPUT SHAFT PILOT BEARING - bearing assy. -1 3/16" O.D. -27/32" I.D. -5/8" wide
				7119		WASHER - COUNTERSHAFT GEAR THRUST
62/	X	6	All	C2DZ 7119-B	1	Front
				C2DZ 7119-A	1	Rear inner
				C2DZ 7119-C	1	Rear outer
62/	X	6	All	C2DZ 7121-A	44	ROLLER - COUNTERSHAFT GEAR PILOT BEARING
				354655-S(XX231)	4	Washer-15/16" O.D. -flat (retains 7121 rollers in C shaft)
				7124		SYNCHRONIZER ASSY.
62/	X	6	All	C2DZ 7124-B	1	First & second speed
				C2DZ 7124-C	1	Third & fourth speed
62/	X	6	All	C2DZ 7140-A	1	SHAFT - REVERSE IDLER GEAR
62/	X	6	All	C2DZ 7141-A	1	GEAR and BUSHING ASSY. - REVERSE IDLER
62/	X	6	All	C2DZ 7153-B	1	KIT - TRANSMISSION GASKET
Consists of the following						
1-C4DR 7051 Gasket (retainer)		1-C4DR 7086-A Gasket (ext. housing)		1-C4DR 7223-A Gasket (gear shift housing)		
62/	X	6	All	C2DZ 7222-A	1	HOUSING ASSY. - GEAR SHIFT
				20346-S8(B50)	8	Bolt-5/16"-18 x 3/4" (gear shift housing to case)
				34806-S7(X64)	8	Lockwasher-5/16"
				7223		GASKET - GEAR SHIFT HOUSING - Serviced in 7153 kit only
				7230		FORK - GEAR SHIFTER
62/	X	6	All	C2DZ 7230-B	1	First & second speed
				C2DZ 7230-A	1	Third & fourth speed
62/	X	6	All	C2DZ 7231-B	1	FORK - REVERSE GEAR SHIFTER - when used on trans. with no stamp or stamped prior to 3/4/63 must use with C2DZ 7280-C, C2DZ 7282-C & C2DZ 7290-E --- #212 7243-C

Identification marking

YEAR	MODEL	ENGINE		PART NUMBER	QTY.	PART NAME AND DESCRIPTION
		CYL.	C.I.D.			
62/	X	6	All	C2DZ 7233-A	2	PLUNGER - REVERSE GEAR SHIFT INTERLOCK
				7233		SLEEVE - GEAR SHIFT INTERLOCK
62/	X	6	All	C2DZ 7233-B	1	Selective fit - 1.287" long
				C2DZ 7233-C	1	1.291" long
				C2DZ 7233-D	1	1.293" long
				C2DZ 7233-E	1	1.296" long
				C2DZ 7233-F	1	1.299" long
				C2DZ 7233-G	1	1.310" long
				7234		SPRING - SHIFTER FORK CAM AND SHAFT LOCK PLUNGER
62/	X	6	All	C2DZ 7234-A	1	Forward gears
				C2DZ 7234-B	1	Reverse gear
				372720-S(AA11)	3	Ball-3/8" diam.(cam & shaft lock plunger)
62/	X	6	All	C2DZ 7240-A	1	RAIL - GEAR SHIFTER FORK
62/	X	6	All	C2DZ 7280-C	1	CAM and SHAFT ASSY. - THIRD and FOURTH SPEED SHIFTER FORK - when used on trans. with no date stamp or stamped prior to 3/4/63-use with C2DZ 7231-B, C2DZ 7282-C & C2DZ 7290-E
62/	X	6	All	C2DZ 7282-C	1	CAM and SHAFT ASSY. - FIRST and SECOND SPEED SHIFTER FORK - when used on trans. with no date or stamped prior to 3/4/63-must use with C2DZ 7231-B, C2DZ 7280-C & C2DZ 7290-E
				7285		LEVER - THIRD and FOURTH SPEED SHIFTER FORK CAM
62/64	X	6	All	C2DZ 7285-B	1	
62/	X	6	All	33800-S8(M63)	1	Nut-3/8"-24 (lever to cam & shaft)
				34807-S8(X66)	1	Lockwasher-3/8"
				44727-S8(X24)	1	Washer-flat-3/8"
62/	X	6	All	C0DR 7288-A	3	OIL SEAL - SHIFTER FORK CAM and SHAFT SHIFT LEVER - 5/8" I.D.-15/16" O.D.-3/16" thick
62/	X	6	All	C2DZ 7290-E	1	LEVER and SHAFT - REVERSE GEAR SHIFT - when used on trans.with no date stamped or stamped prior to 3/4/63-must use with C2DZ 7231-B, C2DZ 7280-C & C2DZ 7282-C
62/64	X	6	All	C2DZ 7290-C	1	
62/	X	6	All	33800-S8(M63)	1	Nut-3/8"-24 (lever to cam & shaft)
				34807-S8(X66)	1	Lockwasher-3/8"
				44727-S8(X24)	1	Washer-flat-3/8"
62/	X	6	All	C2DZ 7290-D	1	LEVER - REVERSE SHIFTER FORK CAM and SHAFT
62/	X	6	All	33800-S8(M63)	1	Nut-3/8"-24 (lever to cam & shaft)
				34807-S8(X66)	1	Lockwasher-3/8"
				44727-S8(X24)	1	Washer-flat-3/8"
62/	X	6	All	C2DZ 7B340-A	1	GEAR - THIRD SPEED - 22 helical-30 clutch teeth

YEAR	MODEL	ENGINE		PART NUMBER	QTY.	PART NAME AND DESCRIPTION
		CYL.	C.I.D.			
				7005		CASE - TRANSMISSION
64/	A, B, X	8	All	C4AZ 7005-F	1	#C8AR 7006-D - includes I.S. #2723
64/	A, B, X	8	All	358035-S(PP31)	1	Plug-1/2" pipe-squared head (case filler)
				20430-S8(B104)	4	Bolt-7/16"-14 x 1 1/4" (attach case to flywheel housing)
				34808-S8(X64)	4	Lockwasher-7/16"
				74112-S(PIA)	1	Plug-11/16" expansion (to seal shift rail hole in case)
64/	A, B, X	8	All	373719-S(PP54D)	1	Plug-1/2"-14-magnetic (case drain)
				7A011		OIL SEAL - OUTPUT SHAFT
64/	A, B, X	8	All	B9AP 7A011-A	1	1" I.D. - 13/16" long
				372401-S(QQ68)	1	Snap ring-1" I.D. (oil seal retaining)
				7017		SHAFT - INPUT
64/	A	8	390	C4AZ 7017-G	1	23-36 teeth-10 splines-8 5/16" long
64/	A, B	8	427	C4AZ 7017-H	1	23-36 teeth-10splines-8 7/16" long
64/	B, X(exc. Special)	8	260,289	C4DZ 7017-A	1	23-36 teeth-10 splines-8 7/8" long
64/	B(Special)	8	289	C4OZ 7017-A	1	23-36 teeth-10 splines-8 15/16" long
				7025		BEARING
64/	A, B, X	8	All	8D 7025	1	Input shaft-1 3/4" I.D. -3 1/8" O.D.
				8D 7065	1	Output shaft-1 3/8" I.D. -3 9/64" O.D.
				7026		SNAP RING - Refer to Group 7064
				7A029		GEAR - FIRST SPEED
64/	A, B, X	8	All	C4AZ 7A029-D	1	32 helical-36 clutch teeth
				379233-S(QQ16D)	1	Snap ring-1 7/16" (to retain gear to shaft)
				7A034		BUSHING - EXTENSION HOUSING
64/	A, B, X	8	260,289 390	B3TZ 7A034-A	1	1 1/2" I.D. -1 5/8" O.D. -1 1/2" long
64/	A, B	8	427	C6AZ 7A034-A	1	1 9/16" I.D. -1 7/8" O.D. -1 1/4" long
				7A039		HOUSING ASSY. - EXTENSION
64/	A	8	390	C4AZ 7A039-B	1	#RF-C4AR 7A040-A
64/	A	8	427		1	
64/	B	8	All	C4OZ 7A039-A	1	#C4OR 7A040-A
64/	X	8	All	C4DZ 7A039-A	1	#C4DR 7A040-A
64/	A, B, X	8	All	20430-S8(B104)	5	Bolt-7/16"-14 x 1 1/8" (housing to case)
				34808-S8(X67)	5	Lockwasher
				7A044		INSERT - SYNCHRONIZER CLUTCH HUB
64/	A, B, X	8	All	C4AZ 7A044-A	3	First & second speed
				C3AZ 7A044-A	3	Third & fourth speed
				7050		RETAINER - INPUT SHAFT BEARING
64/	A	8	427	C4AZ 7050-B	1	#RF-C4AR 7050-B
64/	A, B, X	8	260,289, 390	C4AZ 7050-A	1	3 13/16" overall length-4 11/16" flange O.D. - #RF-COAR 7050-A
64/	A, B, X	8	All	350673-S(BB544)	4	Bolt-5/16"-18 x 3/4" (attach retainer to case)
64/	A, B, X	8	All	C4AZ 7051-A	1	GASKET - INPUT SHAFT BEARING RETAINER
64/	A, B, X	8	All exc. 427	A2TZ 7052-A	1	OIL SEAL - EXTENSION HOUSING - 2 3/8" O.D. -1 1/2" I.D. -5/8" wide
64/	A	8	427	B5AZ 7052-A	1	2 1/2" O.D. -1 5/8" I.D. -5/8" wide
				7061		SHAFT OUTPUT
64/	A	8	390	C4AZ 7061-F	1	2 7/32" long - 32-37-28 splines
64/	A	8	427		1	
64/	B	8	260,289	C4OZ 7061-C	1	25 1/4" long, 32-37-28 splines, drilled hole for C3AZ 7071-D washer
64/	X	8	260	C4DZ 7061-B	1	23 3/8" long, 32-37-25 spline

Identification marking

YEAR	MODEL	ENGINE		PART NUMBER	QTY.	PART NAME AND DESCRIPTION
		CYL.	C.I.D.			
				7064		SNAP RING
64/	A, B, X	8	All	C4AZ 7026-A	1	INPUT SHAFT BEARING RETAINING 3 1/2" O.D. - 3 3/16" I.D. - 1/16" thick
				C4AZ 7064-A	1	INPUT SHAFT BEARING TO SHAFT 2" O.D. - 1 1/2" I.D. - 3/32" thick
				51A 7026	1	OUTPUT SHAFT BEARING RETAINING 3 3/8" O.D. - 3" I.D. - 1/16" thick
				8A 7064	1	OUTPUT SHAFT BEARING TO SHAFT 1 9/16" O.D. - 1 7/32" I.D. - 3/32" thick
				C4AZ 7064-B	1	FIRST & SECOND SPEED SYNCHRONIZER TO SHAFT 2" O.D. - 1 11/16" I.D. - 3/32" thick
				8A 7064	1	THIRD & FOURTH SPEED SYNCHRONIZER TO SHAFT
				8A 7064	1	SPEEDOMETER GEAR (17285) TO SHAFT
				7065		BEARING - OUTPUT SHAFT - Refer to Group 7025
				7071		WASHER - CONSTANT MESH LOW GEAR THRUST
64/	A, B, X	8	All	C3AZ 7071-D	1	2" O.D. - 1 11/16" I.D. - 3/32" thick
64/	A, B, X	8	All	C4AZ 7086-B	1	GASKET - EXTENSION HOUSING
				7102		GEAR - SECOND SPEED
64/	A	8	All	C4AZ 7102-D	1	28 helical-36 clutch teeth-4 3/16" diam.
64/	B(Special)	8	289		1	
64/	B, X(exc. Special)	8	260,289	C4DZ 7102-A	1	31 helical-36 clutch teeth-4 3/32" diam.
64/	A, B, X	8	All	C4AZ 7107-D	4	RING - SYNCHRONIZER BLOCKING - 36 teeth - 3 1/4" diam.
64/	A, B, X	8	All	C3AZ 7109-D	4	SNAP RING - SYNCHRONIZER HUB INSERT RETAINING
64/	A, B, X	8	All	C4AZ 7111-A	1	COUNTERSHAFT - 10 1/8" long-7/8" diam.
				305080-S(NN113)	1	Pin-1/4" x 1" (retain shaft in case)
				7113		GEAR - COUNTERSHAFT CLUSTER
64/	A	8	427	C4AZ 7113-B	1	8 7/8" long - 25-21-18-15 teeth
64/	A	8	390		1	
64/	B(Special)	8	289		1	
64/	B, X(exc. Special)	8	260,289	C4DZ 7113-A	1	8 7/8" long - 30-24-21-15 teeth
64/	A, B, X	8	All	C3AZ 7118-A	15	ROLLER - INPUT SHAFT PILOT BEARING
64/	A, B, X	8	All	C4AZ 7119-A	2	WASHER - COUNTERSHAFT GEAR THRUST - 1 15/16" diam. - 1/16" thick-front & rear
				7121		ROLLER - COUNTERSHAFT GEAR PILOT BEARING
64/	A, B, X	8	All	C4AZ 7121-A	42	Use with countershaft gear (7113) 7/8" long - 5/32" diam.
				378559-S(XX242C)	2	Washer-flat-7/8" (retains roller in 7113 gear)
				C0DZ 7121-A	44	Use with reverse idler gear (7141)
				351529-S(XX240)	2	Washer-flat-3/4" (retains roller in 7141 gear)
				7124		SYNCHRONIZER ASSY.
64/	A, B, X	8	All	C4AZ 7124-J	1	First & second speed
				C4AZ 7124-G	1	Third & fourth speed

YEAR	MODEL	ENGINE		PART NUMBER	QTY.	PART NAME AND DESCRIPTION
		CYL.	C.I.D.			
64/	A, B, X	8	All	7C124		FINGER ASSY. - SHIFT CONTROL
				C3AZ 7C124-A	1	First & second speed
				C4AZ 7C124-A	1	Third & fourth speed Reverse
64/	A, B, X	8	All	7140		SHAFT - REVERSE GEAR IDLER
				C4AZ 7140-A	1	5 1/4" long-3/4" diam.
				305080-S(NN113)	1	Pin-1/4" x 1" (retain shaft in case)
64/	A, B, X	8	All	C4AZ 7141-A	1	GEAR and BUSHING ASSY. - REVERSE IDLER - 16 teeth-25 splines-3 13/16" long
64/	A, B, X	8	All	C4AZ 7149-A	2	WASHER - REVERSE IDLER GEAR THRUST - front & rear
64/	A, B, X	8	All	C4AZ 7153-B	1	KIT - GASKET - Consists of the following 1-C4AZ 7051 Gasket 1-C4AZ 7086-B Gasket 1-C4AZ 7223-A Gasket
64/	A, B, X	8	All	7222		COVER - CASE ACCESS
				C4AZ 7222-A	1	9" x 6 1/2"
				20386-S8(B53)	2	Bolt-5/16"-18 x 1" (cover to case)
				34906-S8(X98)	2	Lockwasher-5/16"
				372110-S(BB547)	8	Bolt & washer assy. -5/16"-18 x 5/8"
64/	A, B, X	8	All	C4AZ 7223-A	1	GASKET - CASE ACCESS COVER - 13 holes on gasket
64/	A, B, X	8	All	C4AZ 7D223-B	1	GEAR - REVERSE IDLER SLIDING - 19 teeth - 25 internal splines-2 11/16" diam.
64/	A, B, X	8	All	7230		FORK - FORWARD SPEED GEAR SHIFTER
				C4AZ 7230-B	1	First and second speed (#C4AR 7C114-A)
				C4AZ 7230-A	1	Third and fourth speed
				377886-S(UU26)	2	Screw-5/16"-24 x 15/16" (fork to rail)
64/	A, B, X	8	All	C4AZ 7231-B	1	FORK - REVERSE GEAR SHIFTER (#C5AR 7231-B)
				377886-S(UU26)	1	Screw-5/16"-24 x 15/16" (fork to rail)
64/	A, X	8	All	7234		SPRING - SHIFTER INTERLOCK
64/	B	8	All	C3AZ 7234-A	3	1" long-13 coils
64/	A, B, X	8	All	377885-S(UU26C)	1	Screw-headless-3/8"-16 x 7/8" (retains one spring to first & second speed shifter rail)
64/	A, X	8	All	7235		PIN - GEAR SHIFTER INTERLOCK
				C4AZ 7235-A	1	15/32" long-3/16" diam.
64/	B	8	All		1	
64/	A, B, X	8	All	7240		RAIL - GEAR SHIFTER
				C4AZ 7240-J	1	First & second speed-6 1/2" long-includes I.S. #2612
64/	A, B, X	8	All	C4AZ 7240-K	1	Reverse-6 13/16" long-Includes I.S. #2612
64/	A, B, X	8	All	7241		RAIL - THIRD AND FOURTH SPEED SHIFTER
				C4AZ 7241-D	1	Includes I.S. #2612
64/	A, B, X	8	All	378206-S(BB539L)	1	Bolt-3/8"-16 x 3/8" hex. hd. (retains rail in case)

Identification marking

YEAR	MODEL	ENGINE		PART NUMBER	QTY.	PART NAME AND DESCRIPTION
		CYL.	C.I.D.			
				7A283		OIL SEAL - INPUT SHAFT
64/	A, B, X	8	All exc. 427	B7AZ 7A283-B	1	1 5/8" O.D. - 1 1/8" I.D.
64/	A	8	427	C3TZ 7A283-B	1	1 7/8" O.D. - 1 3/8" I.D.
				7285		LEVER - THIRD AND FOURTH SPEED GEAR SHIFT
64/	A	8	All	C4AZ 7285-A	1	
64/	B	8	All		1	
64/	X	8	All	C4DZ 7285-A	1	
64/	A, B, X	8	All	33800-S8(M53)	1	Nut-3/8"-24 hex. (attach lever to finger assy. 7C124)
				34807-S8(X66)	1	Lockwasher-3/8"
				44727-S8(X24)	1	Washer-flat-3/8"
64/	A, B, X	8	All	1A 7288-A	3	SEAL - SHIFTER SHAFT OIL
				7290		LEVER - FIRST AND SECOND SPEED GEAR SHIFT
64/	A	8	All	C4AZ 7290-A	1	
64/	B	8	All		1	
64/	X	8	All	C4DZ 7290-B	1	
64/	A, B, X	8	All	33800-S8(M63)	1	Nut-3/8"-24 hex. (attach lever to finger assy. 7C124)
				34807-S8(X66)	1	Lockwasher-3/8"
				44727-S8(X24)	1	Washer-flat-3/8"
64/	A	8	All	C4AZ 7290-A	1	LEVER - REVERSE GEAR SHIFT
64/	B	8	All		1	
64/	X	8	All	C4DZ 7290-A	1	
64/	A, B, X	8	All	33800-S8(M63)	1	Nut-3/8"-24 hex. (attach lever to finger assy. 7C124)
				34807-S8(X66)	1	Lockwasher-3/8"
				44727-S8(X24)	1	Washer-flat-3/8"
				7C316		PIN - GEAR SHIFT INTERLOCK PIN
64/	A, X	8	All	C3AZ 7C316-B	3	5/16" long-5/16" diam. - rounded ends-use with all
64/	B	8	All		3	forward speed shifter rail shafts
64/	A, X	8	All	C4AZ 7C316-A	2	5/16" long-5/16" diam. - painted ends-use with
64/	B	8	All		2	reverse gear shifter rail shaft
64/	A, B, X	8	All	377885-S(UU26C)	1	Screw-3/8"-16 x 7/8" set (interlock pin)
64/	A, B, X	8	All	C4MY 7B331-A	1	KIT - TRANSMISSION SMALL PARTS REPAIR - Consists of the following
				SNAP RING		WASHER
				1-C4AZ 7026-A		1-C3AZ 7071-D
				1-51A 7026		2-C4AZ 7119-A
				1-C4AZ 7064-A		2-C4AZ 7149-A
				1-C4AZ 7064-B		
				3-8A 7064		
						PIN
						1-305080-S
						RETAINING RING
						1-379233-S
				7B340		GEAR - THIRD SPEED
64/	A	8	All	C4AZ 7B340-C	1	25 helical-36 clutch teeth, 3 3/4" O.D. - 1 11/16"
64/	B	8	289 Spec.		1	wide
64/	B, X	8	260,289 exc. Spec.	C4DZ 7B340-B	1	25 helical-36 clutch teeth-3 7/32" O.D.
64/	A, B, X	8	All	C4AZ 7A385-A	1	WASHER - OUTPUT SHAFT THRUST - 2 5/16" O.D. - 1 3/8" I.D. - 3/16" thick

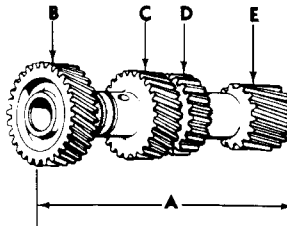
YEAR	MODEL	ENGINE		PART NUMBER	QTY.	PART NAME AND DESCRIPTION
		CYL.	C.I.D.			
				7005		CASE - TRANSMISSION
60/64	A	8	All	C6ZZ 7005-C	1	#T10H-1, #T10Q-1
63/	B, X	8	All		1	
60/	A, B, X	8	All	358035-S(PP31)	2	Plug-1/2" pipe (sq. hd.)(filler & drain of transmission case)
63/64	A	8	427	C3AZ 7009-A	1	KIT - TRANSMISSION CLOSE RATIO - Consists of the following: (1) C3AZ 7102-G Second speed gear (1) C3AZ 7113-K Cluster gear (1) C3AZ 7B340-C Third speed gear
60/	A, B, X	8	All	B9AP 7A011-A	1	OIL SEAL - OUTPUT SHAFT - 1" I.D. - 13/16" long
				372401-S(QQ68)	1	Snap ring-1" I.D. (oil seal retaining)
				7017		SHAFT - TRANSMISSION INPUT
60/62	A	8	All	C2AZ 7017-D	1	26-36 teeth, 23 splines, 8 1/2" long, #T10B-16
63/64	A	8	All	C3AZ 7017-G	1	26-36 teeth, 10 splines, 8 1/2" long, #T10L-16
63/	B, X	8	All	C3OZ 7017-E	1	24-36 teeth-10 splines-8 7/8" long-#T10H-16
				7025		BEARING - TRANSMISSION CASE
60/	A, B, X	8	All	8D 7065	1	Input shaft-1 3/8" I.D. - 3 1/8" O.D. - 13/16" wide
					1	Output shaft
				7026		SNAP RING - INPUT SHAFT BEARING - Refer to Group 7064
60/	A	8	All	C2AZ 7029-A	1	WASHER - REVERSE IDLER GEAR REAR
63/	B	8	All		1	THRUST - #T10-30
				7029		WASHER - COUNTERSHAFT GEAR THRUST - Refer to Group 7119
				7A029		GEAR - FIRST SPEED - Refer to Group 7100
60/	A, B, X	8	All	01A 7034	1	VENT ASSY. - CASE
60/	A, B, X	8	All	B3TZ 7A034-A	1	BUSHING - EXTENSION HOUSING - 1 1/2" I.D. - 1 5/8" O.D. - 1 1/2" long
				7A039		HOUSING ASSY. - EXTENSION
60/64	A	8	All	C2AZ 7A039-C	1	#T10B-7
63/	B	8	All	C3OZ 7A039-D	1	#T10H-7
63/64	X	8	All	C3DZ 7A039-B	1	#T10H-7A
60/	A, B, X	8	All	20410-S8(B103)	2	Bolt-7/16"-14 x 1 1/8" (housing to case)
60/64	A, B, X	8	All	20510-S8(B123)	3	Bolt-1/2"-13 x 3/4"
60/	A, B, X	8	All	34808-S8(X67)	AR	Lockwasher-7/16"
				7A044		INSERT - SYNCHRONIZER CLUTCH HUB
60/	A, B, X	8	All	B5AZ 7A044-A	3	#T85B-B First & second speed
					3	Third & fourth speed
				7050		RETAINER - INPUT SHAFT BEARING
60/64	A, B, X	8	All	C1AA 7050-A	1	3 3/16" overall length-4 11/16" flange O.D. - #T85D-6B
60/	A, B, X	8	All	350673-S(BB544)	4	Bolt-5/16"-18 x 3/4" (retainer to case)
				7051		GASKET - INPUT SHAFT BEARING RETAINER
60/	A, B, X	8	All	C2AZ 7051-A	1	3 7/16" I.D. - 4 5/8" O.D. - 1/32" thick
60/	A, B, X	8	All	C2AZ 7052-A	1	OIL SEAL - EXTENSION HOUSING - 1 1/2" I.D. - 2 5/8" O.D. - 1 5/8" wide
				7061		SHAFT - OUTPUT
60/64	A	8	All	C2AZ 7061-A	1	27 1/2" long, 6-10-6-28 splines (#T10B-Z)
63/	B	8	All	C3OZ 7061-C	1	25 9/16" long, 6-10-6-28 splines (#T10H-2)
63/	X	8	All	C3DZ 7061-B	1	23 21/32" long - 6-10-6-25 splines (#T10H-2A)
63/	X	8	All	C5DZ 7061-A	1	23 21/32" long - 6-10-6-28 splines (#T10H-2B)

Identification marking

YEAR	MODEL	ENGINE		PART NUMBER	QTY.	PART NAME AND DESCRIPTION	
		CYL.	C.I.D.				
				7064		SNAP RING - TRANSMISSION	
60/	A, B, X	8	All	8L 7026	1	Input shaft bearing to case-3 1/64" I.D. - 3 11/32" O.D. -1/16" thick	
				8L 7064-A	1	Input shaft bearing to shaft-1 7/32" I.D. - 1 1/2" O.D. -5/64" thick	
				376448-S(QQ90)	1	Output shaft bearing to adaptor-3" I.D. - 1/16" thick	
				@8L 7064-A	1	Output shaft bearing to shaft, third and fourth speed synchronizer to shaft	
				380948-S(QQ92B)	1	Speedometer drive gear to shaft - Also Refer to Group 17285	
60/	A, B, X	8	All	C2AZ 7071-A	1	WASHER - FIRST SPEED GEAR THRUST - (#T10-63)	
				7086		GASKET - EXTENSION HOUSING	
60/	A, B, X			C2AZ 7086-B	1	Adaptor (7C386) to case	
				C2AZ 7086-A	1	Extension housing to adaptor	
				7100		GEAR - FIRST SPEED	
60/63	A	"Before 12/13/63"	8	All	C2AZ 7100-C	1	36 helical-36 clutch teeth-#T10H-12
63/	B, X		8	All		1	
63/64	A	"From 12/13/63"	8	All	C3AZ 7100-F	1	36 helical-36 clutch teeth-#T10E-12
60/	A, B, X		8	All	C2AZ 7100-B	1	GEAR - REVERSE - 39 teeth-#T10-46A
				7102		GEAR - SECOND SPEED	
60/62	A		8	All	C2AZ 7102-A	1	32 helical-36 clutch teeth-#T10-31
63/64	A		8	352,390	C3AZ 7102-H	1	30 helical-36 clutch teeth-#T10H-31
63/	B, X		8	All		1	
63/64	A		8	406,427	C3AZ 7102-E	1	30 helical-36 clutch teeth-#T10E-31
63/64	A		8	406,427	C3AZ 7102-G	1	29 helical-36 clutch teeth-#SK 4516QE-31 (close ratio- Also supplied in 7009 kit)
60/	A, B, X		8	All	8L 7105	1	HUB - THIRD and FOURTH SPEED SYNCHRONIZER CLUTCH
60/	A, B, X		8	All	8L 7107	4	RING - SYNCHRONIZER BLOCKING
				7109		SNAP RING - SYNCHRONIZER HUB INSERT RETAINING	
60/	A, B, X		8	All	C5TZ 7109-A	2	First and second speed
						2	Third and fourth speed
60/	A, B, X		8	All	8L 7111	1	COUNTERSHAFT
				*74174-S	1	Key-woodruff-No. 5	

7113

GEAR - COUNTERSHAFT CLUSTER



A = Length

B, C, D, E = Number of Teeth

		IDENTIFICATION		A	B	C	D	E
60/62	A	8	All	C2AZ 7113-C	1	(2) grooves on shaft	7 61/64"	29 23 20 17
63/64	A	8	352,390	C3AZ 7113-L	1	(4) grooves on shaft	7 61/64"	29 23 19 17
63/64	A(exc. Special)	8	406,427	C3AZ 7113-H	1		7 61/64"	29 23 19 17
63/64	A(Special)	8	427	C3AZ 7113-K	1	Close ratio-no grooves	7 61/64"	29 25 20 17
63/	B, X	8	All	C3OZ 7113-C	1	(3) grooves on shaft	7 61/64"	31 24 19 17
				7115		SPACER - COUNTERSHAFT GEAR PILOT BEARING		
60/	A, B, X	8	All	8L 7115	1	4 5/8" long-7/8" I.D.		
60/	A, B, X	8	All	C2AZ 7C115-A	1	SLEEVE - FIRST SPEED GEAR - 1 3/4" I.D. - 2 1/16" O.D. -2" long-3 oil holes		

Identification marking

@ Also use C4TZ 7B331-A kit for selective fit

YEAR	MODEL	ENGINE		PART NUMBER	QTY.	PART NAME AND DESCRIPTION
		CYL.	C.I.D.			
				7119		WASHER - COUNTERSHAFT GEAR THRUST
60/	A, B, X	8	All	C3AZ 7029-C	1	Front
				C2AZ 7029-A	1	Rear
60/	A, B, X	8	All	C2AZ 7120-B	1	BEARING ASSY. - SECOND and THIRD SPEED GEAR
				7120		ROLLER - INPUT SHAFT PILOT BEARING
60/	A, B, X	8	All	C2AZ 7120-A	14	5/8" long-7/32" O.D.
60/	A, B, X	8	All	8L 7121	80	ROLLER - COUNTERSHAFT GEAR PILOT BEARING - 5/32" O.D.-3/4" long
				7124		SYNCHRONIZER ASSY.
60/	A, B, X	8	All	C2AZ 7124-H	1	First and second speed-includes 7107 blocking rings
				C5AZ 7124-B	1	Third and fourth speed-does not include 7107 blocking rings
				380949-S(QQ92C)	1	Ring-snap-selective fit-.118" thick
				380950-S(QQ92D)	1	.121" thick
				380951-S(QQ92G)	1	.124" thick
60/	A, B, X	8	All	8L 7125	6	SPACER - COUNTERSHAFT GEAR ROLLER
60/	A, B, X	8	All	C2AZ 7140-A	1	SHAFT - REVERSE IDLER
				376347-S(NN80C)	1	Pin-1/4" x 3/4" (to retain shaft in case)
				7141		GEAR - REVERSE IDLER
60/	A, B, X	8	All	C2AZ 7141-A	1	Front-18 external teeth-27 internal spline-1 9/32" wide
60/	A, B, X	8	All	C2AZ 7141-B	1	Rear-includes bushing-19 teeth-27 splines-3 11/16" long
60/	A, B, X	8	All	376348-S(QQ16A)	1	Ring-1 9/32" I.D. (to attach front gear to rear gear)
60/	A, B, X	8	All	C2AZ 7149-A	1	WASHER - REVERSE IDLER GEAR THRUST FRONT
				C2AZ 7029-A	1	Rear
60/	A, B, X	8	All	C2AZ 7153-A	1	KIT - GASKET
Consists of the following						
				1-C2AZ 7051-A	Gasket	1-C2AZ 7086-B Gasket
				1-C2AZ 7086-A	Gasket	1- 8L 7223 Gasket
60/	A, B, X	8	All	C2AZ 7222-A	1	HOUSING ASSY. - GEAR SHIFT - #T10-148B
				20366-S(B52)	9	Bolt-5/16"-18 x 3/4" (cover to case)
				34806-S(X64)	9	Washer-5/16"
60/	A, B, X	8	All	8L 7223-A	1	GASKET - GEAR SHIFT HOUSING
60/	A, B, X	8	All	C2AZ 7230-A	1	FORK - TRANSMISSION GEAR SHIFTER
					1	First and second speed
					1	Third and fourth speed
60/	A, B, X	8	All	C2AZ 7231-A	1	FORK - TRANSMISSION REVERSE GEAR SHIFTER
				7233		SLEEVE - SHIFTER FORK CAM and SHAFT INTERLOCK
60/	A, B, X	8	All	8L 7233-A	1	Selective fit-3/8" I.D. -1.009" long-#B
				8L 7233-B	1	1.013" long, #A
				8L 7233-C	1	1.019" long, #None
				7234		SPRING - SHIFTER CAM AND SHAFT LOCK SLEEVE
60/	A, B, X	8	All	8L 7234	1	Forward gear-13/16" long-8 1/2 coils
				C2AZ 7234-A	1	Reverse gear-13/16" long-8 coils
				372720-S(AA11)	3	Ball-3/8" (shifter fork cam & shaft lock plunger)

Identification marking

YEAR	MODEL	ENGINE		PART NUMBER	QTY.	PART NAME AND DESCRIPTION	
		CYL.	C.I.D.				
60/	A, B, X	8	All	8L 7235	1	PIN - SHIFTER FORK CAM and SHAFT LOCK PLUNGER - 1/4" O.D. -11/32" long	
60/	A, B, X	8	All	C2AZ 7280-A	1	CAM and SHAFT - THIRD and FOURTH SPEED SHIFTER FORK	
60/	A, B, X	8	All	C2AZ 7282-A	1	CAM and SHAFT - FIRST and SECOND SPEED SHIFTER FORK	
60/	A, B, X	8	All	C2AZ 7282-B	1	CAM and SHAFT - REVERSE SHIFTER FORK	
60/	A, B, X	8	All	B7AZ 7A283-B	1	OIL SEAL - INPUT SHAFT - 1 1/8" I.D. - 1 5/8" O.D.	
60/	A, B, X	8	All	C2AZ 7285-B	1	LEVER - THIRD and FOURTH SPEED SHIFTER FORK CAM AND SHAFT SHIFTER	
60/	A, B, X	8	All	33800-S8(M63)	1	Nut-3/8"-24 (lever to cam & shaft)	
				44727-S8(X24)	1	Washer-flat-3/8"	
				34847-S8(X74)	1	Lockwasher-3/8"	
60/	A, B, X	8	All	1A 7288-A	1	OIL SEAL - SHIFTER FORK CAM and SHAFT - 7/16" I.D. -7/64" thick	
60/	A, B	8	All	C2AZ 7290-D	1	LEVER - FIRST AND SECOND SPEED SHIFTER	
63	X	'Before 5/20/63"	8	All	1	FORK CAM AND SHAFT SHIFTER	
63/	X	'From 5/20/63"	8	All	C3DZ 7290-C	1	
60/	A, B, X	8	All	33800-S8(M63)	1	Nut-3/8"-24 (lever to cam & shaft)	
				44727-S8(X24)	1	Washer-flat-3/8"	
				34847-S8(X74)	1	Lockwasher-3/8"	
60/	A, B	8	All	C2AZ 7290-E	1	LEVER - REVERSE SHIFTER FORK CAM AND SHAFT SHIFT	
63/	X	8	All	C3DZ 7290-B	1		
60/	A, B, X	8	All	33800-S8(M63)	1	Nut-3/8"-24 (lever to cam and shaft)	
				44727-S8(X24)	1	Washer-flat-3/8"	
				34847-S8(X74)	1	Lockwasher-3/8"	
60/	A, B, X	8	All	C3AZ 7B331-C	1	KIT - TRANSMISSION SMALL PARTS REPAIR Consists of the following snap rings (1) 8L 7026 (1) 376348-S (1) 8L 7064-A (1) 376448-S	
				C4TZ 7B331-A	1	Use this kit with C3AZ 7B331-C kit when required for selective fit-Consists of the following snap rings 8L 7064-B, C, D, E	
				7B340		GEAR - THIRD SPEED	
60/62	A	8	All	C3AZ 7B340-B	1	29 helical, 36 clutch teeth, 3 3/4" large O.D.	
63/64	A(exc. Special)	8	406,427		1		
64	A	'From 1/8/63"	8	390	1		
63/64	B	8	289		1		
63/64	A	8	352	C3AZ 7B340-D	1	29 helical-36 clutch teeth, 3 15/16" large O.D.	
63/64	A	'Before 1/8/63"	8	390	1		
63/64	A(Special)	8	427	C3AZ 7B340-C	1	27 helical-36 clutch teeth, 3 1/2" large O.D. - (close ratio)- Also supplied in 7009 kit	
63/64	B, X	8	221,260	C3OZ 7B340-B	1	28 helical-36 clutch teeth-3 3/4" large O.D.	
60/	A, B, X	8	All	C2AZ 7C386-A	1	ADAPTOR ASSY. - EXTENSION HOUSING - includes dowel pin	
				376544-S(BB429D)	1	Bolt-1/2"-13 x 1 1/8" (adaptor to case)	

See page 262 for Parts Information

YEAR	MODEL	ENGINE		TRANS. TYPE	PART NUMBER	QTY.	PART NAME and DESCRIPTION
		CYL.	C.I.D.				
7007 PLATE ASSY. - ENGINE REAR - Also refer to Group 6366							
60/64	A	6	223	All	EAG 7007-A	1	
62/64	A, B, X	8	221,260,289	All	C2OZ 7007-C	1	
63/	A	8	352,390,406,427,428	All	C3AZ 7007-B	1	
63/	X	6	144,170	All	D0DZ 7007-A	1	
60/	A.	6	All	All	20326-S7(B49)	2	Bolt-5/16" -18 x 5/8" hex. hd. -(plate to flywheel housing)
62/	A, B, X	8	All	All	20346-S(B50)	2	Bolt-5/16" -18 x 3/4" (plate to flywheel housing)
					34806-S7(X64)	AR	Lockwasher - 5/16
7B010 SLEEVE - TRANSMISSION CONTROL SELECTOR LEVER							
63/64	X	8	All	D/4/S	C4DZ 7B010-A	1	7/16" O. D. -5/16" I. D. 1/2" long
					★378779-S	AR	13/16" dia. -4" long-1/3" thick hose-improvise
7B057 BRACKET - TRANSMISSION GEAR SHIFT INDICATOR							
62	A (console shift)	8	All	W/4/S	★C1MF 7B057-C	1	Not replaced
7A111 PIN - TRANSMISSION GEAR SHIFT LEVER SUPPORT SHAFT							
64/	A, B, X(floor shift)	6&8	All	All 4/S	C5ZZ 7A111-A	1	1/4" x 1"
7B112 ROD - REVERSE GEAR SHIFT - Refer to Group 7326							
7B125 TRUNNION - TRANSMISSION GEAR SHIFT LEVER							
60/	A, B, U, X (column shift)	6&8	All	All 3/S	C0AA 7B125-A	2	Column shift
62/	A	6&8	All	All 4/S	C2AZ 7B125-A	2	Floor shift
62/	B, X	6&8	All	All 4/S		2	Floor shift
7A133 BUSHING - TRANSMISSION GEAR SHIFT LEVER SHAFT - Also refer to Group 7336							
60/	A	6&8	All	All 3/S	C0AA 7A133-C	2	
61/62	A	6&8	All	All 3/S	C1AA 7A133-A	1	Lower - 1 5/16" long
61/62	A	6&8	All	All 3/S	C1AA 7A133-B	1	Upper - 7/8" long
7D152 RING - TRANSMISSION GEAR SHIFT LEVER BOOT							
63/	A, X	6&8	All	All 4/S	C3DZ 7D152-A	1	Floor shift-5 1/4" O. D. -3" I. D.
7B163 RETAINER - TRANSMISSION GEAR SHIFT TUBE PIN							
60/62	A	6&8	All	All 3/S	C1AA 7B163-A	1	
7A185 BELLCRANK ASSY. - ACCELERATOR							
63	A	8	260,289	3.03	C3AZ 7A185-C	1	
63	A	8	260,289	O/D	C3AZ 7A185-F	1	
64	A	8	260,289	All 3/S	C4AZ 7A185-D	1	
63/	B	8	All	All	C3OZ 7A185-A	1	
63	X	8	260	All 3/S		1	
60	S	8	All	All 3/S	★B8SZ 7A185-A	1	Not replaced
64/	X	8	All	All	C4DZ 7A185-C	1	
7A199 WIRE ASSY. - IGNITION CIRCUIT TO OVERDRIVERELAY							
60/	A, B	6&8	All	O/D	★7A199	1	Cut to required length from bulk stock B6A 14296-B
7-7205 DAMPER - TRANSMISSION SHIFT TUBE VIBRATION							
60/64	A	6&8	All	All 3/S	B6A 7205-A	1	2 3/4" long-7/16" thick
7208 SPRING - TRANSMISSION GEAR SHIFT LEVER and INSULATOR PIN							
60/	A, B, X(column shift)	6&8	All	All 3/S	01A 7208	1	3/4" long-3/16" O. D. -13 coils
60/	A	6&8	All	All 4/S	C2AZ 7208-A	2	
62/	B, X	6&8	All	All 4/S		2	
7209 TUBE and SOCKET ASSY. - TRANSMISSION GEAR SHIFT							
60	A	6&8	All	All 3/S	C0AA 7209-DP	1	
61/62	A	6&8	All	All 3/S	C2AA 7209-AP	1	
60	S	8	352	All 3/S	B9S 7209-A	1	
7210 LEVER - TRANSMISSION GEAR SHIFT LEVER MOUNTING PLATE - LOWER							
60/	A, B, X	8	All	W/4/S	C3AZ 7210-F	1	1 13/16" between center of holes on flat-5/8" diameter slot
62/63	X	6	All	D/4/S		1	diameter slot
64/	A	8	All	F/4/S	C5ZZ 7210-D	1	1 13/16" between center of holes on flat-7/8" diameter slot
64/	B, X	8	All	F/4/S		1	diameter slot
64	X	6	All	D/4/S	C4DZ 7210-C	1	1 13/16" between center of holes on flat-5/8" dia. slot
60/	A, X	6&8	All	All 4/S	376577-S7(NN54F)	1	Pin-9/32" x 1 1/4" (lever to shaft)

See page 262 for Parts Information

YEAR	MODEL	ENGINE		TRANS. TYPE	PART NUMBER	QTY.	PART NAME and DESCRIPTION	
		CYL.	C.I.D.					
7210 LEVER - TRANSMISSION GEAR SHIFT - FLOOR MOUNTED								
60/63	A (w/o console)	8	All	W/4/S	C3AZ 7210-G	1	Includes-ball (7213), boot (7277), lockout pawl, handle & wire assy.	
62/64	A (w/console)	8	All	All 4/S	C4AZ 7210-F	1	Includes-boot (7277), lockout pawl, wire & handle assy.	
64	A (w/o console)	8	All	All 4/S	C4AZ 7210-E	1	Includes-ball (7213), boot (7277), lockout pawl, handle & wire assy.	
63/	B (w/o console)	8	All	All 4/S	C4OZ 7210-C	1	Includes-ball (7213), boot (7277), lockout pawl, handle & wire assy.	
63/	B (w/console)	8	All	All 4/S	C4OZ 7210-D	1	Includes-boot (7277), lockout pawl, handle & wire assy.	
62/64	X	6	All	D/4/S	C4DZ 7210-E	1	Includes-ball (7213), boot (7277), lockout pawl & cable assy.	
63/64	X	8	All	W/4/S	C4DZ 7210-F	1	Includes-ball (7213), boot (7277), lockout pawl & cable assy.	
64/	X	8	All	F/4/S		1	lockout pawl & cable assy.	
60/	A, B, X	6&8	All	D & W/4/S	*55615-S8	2	Screw & lockwasher assy.-5/16"-18 x 3/4"- (lever to mounting plate)	
64/	A, B, X	8	All	F/4/S	379818-S7 (BB445L)	2	Bolt-5/16"-18 x 1 1/8" (lever to mounting plate)	
7210 LEVER-COLUMN MOUNTED GEAR SHIFT - Includes knob, insulator and impact sleeve								
60/61	A	6&8	All	All 3/S	C0AA 7210-AP	1		
62	A	6&8	All	All 3/S	C2AZ 7210-A	1		
63	A	6&8	All	All 3/S	C3AZ 7210-A	1		
64	A	6&8	All	All 3/S	C4AZ 7210-J	1		
62	B	6&8	All	All 3/S	C2OZ 7210-E	1		
63/	B	6&8	All	All 3/S	*C3OZ 7210-B	1	Repl. by C2OZ 7210-E (4-69)	
60	S	8	352	All 3/S	B8S 7210-D	1		
60/61	X	6&8	All	All 3/S	C0DZ 7210-A	1		
62/63	X	6&8	All	All 3/S	C2DZ 7210-B	1		
64	X	6&8	All	All 3/S	C4DZ 7210-A	1		
60/	A, B, X	6&8	All	All 3/S	357479-S15 (NML08)	1	Pin - 3/16" x 1"	
7211 RETAINER - TRANSMISSION GEAR SHIFT TUBE VIBRATION DAMPER								
60/64	A	6&8	All	All 3/S	B6A 7211-A	1	1 1/4" x 5/8"	
7212 TUBE ASSY. - COLUMN MOUNTED GEAR SHIFT CONTROL								
60/64	A	8	All	W/4/S	C2AZ 7212-A	1	28 1/4" long	
63	A	6&8	All	All 3/S	C3AZ 7212-A	1	26 1/2" long	
64	A	6&8	All	All 3/S	C4AZ 7212-D	1	26 15/16" long	
62/	B	6&8	All	All 3/S	C3OZ 7212-B	1	27 1/8" long	
60/61	X	" Before 11/10/60"	6&8	All	All 3/S	C0DF 7212-C	1	
61	X	" From 11/10/60"	6&8	All	All 3/S	C1DF 7212-A	1	
62	X		6&8	All	All 3/S	C2DZ 7212-A	1	
63	X		6&8	All	All 3/S	C3DZ 7212-C	1	
64	X		6&8	All	All 3/S	C4DZ 7212-B	1	28 11/16" long
7213 KNOB ASSY.-GEAR SHIFT LEVER - Also refer to Group 7C404								
COLUMN SHIFT								
60/62	A, B	6&8	All	All 3/S	C0AZ 7213-A	1		
63/64	A	6&8	All	All 3/S	C3AZ 7213-A	1		
FLOOR SHIFT								
60/64	A (w/o console)	8	All	W/4/S	C2AZ 7213-B	1	#Black finish	
62/64	A (w/console)	8	All	W/4/S	C2AZ 7213-E	1	Walnut finish	
64/	A	8	All	F/4/S		1		
64/	B, X	8	All	All 4/S		1		
60/	B, X	6&8	All	All 3/S	B7A 7213-A	1	Plastic acetate	
60	S	8	All	All 3/S	C0SS 7213-A	1		
60/	A, B, X	8	All	All 4/S	356052-S13 (MM122)	1	Nut-1/2"-20 hex. (attach.knob to lever 7210)	
7A213 DIAL - TRANSMISSION GEAR SHIFT - Also refer to Group 15805								
60	S	8	352	All 3/S	C0SS 7A213-B	1	Includes: wire, contact, brush & spring	
7223 STUD - GEAR SHIFT ROD CONNECTING - Refer to Parts List Sections								
7227 SPRING - TRANSMISSION GEAR SHIFT TUBE RETRACTING								
60/62	A	6&8	All	All 3/S	01A 7227	1	1 1/2" O. D. - 2 7/16" long	
63/	A	6&8	All	All 3/S	C2OZ 7227-B	1	1 5/8" O. D. - 1 7/8" long	
62/	B, X	6&8	All	All 3/S		1		
62/	A, B	6&8	All	All 3/S	371453-S (XX282)	2	Washer-flat 1 1/2" I. D. (retain spring on tube)	

Identification marking

See page 262 for Parts Information

YEAR	MODEL	ENGINE		TRANS. TYPE	PART NUMBER	QTY.	PART NAME and DESCRIPTION
		CYL.	C.I.D.				
7227 SPRING - TRANSMISSION GEAR SHIFT LEVER SUPPORT SHAFT - Also serviced in 7400 assembly							
60/62/63	A, B, X	8	All	W/4/S	C2AZ 7227-B	1	1 13/16" free length-11 coils
	X	6	All	D/4/S		1	
64/	A	8	All	F/4/S	C5ZZ 7227-A	1	1 1/2" free length-4 coils
64/	B, X	8	All	F/4/S		1	
64/	X	6	All	D/4/S	C4DZ 7227-A	1	1 1/4" free length-4 coils
60/62/63	A, B, X	8	All	W/4/S	351503-S40	1	Washer-flat-5/8" I.D.
	X	6	All	D/4/S	(XX204)	1	
64/	A, B, X	8	All	F/4/S	371681-S8(XX252)	1	Washer-flat-7/8" I.D.
64/	X	6	All	D/4/S		1	
7228 SOCKET ASSY. - TRANSMISSION GEAR SHIFT LEVER							
62/	A(exc. P/C & Fleet), B	6&8	All	All 3/S	C2OZ 7228-G	1	
60	S	8	352	All 3/S	B8S 7228-A	1	
60/	X	6&8	All	All 3/S	C0DZ 7228-B	1	Includes (1) 357479-S15 pin
7B233 PLATE - FLOOR PAN GEAR SHIFT LEVER OPENING COVER							
60/63	A (without console)	8	All	All 4/S	C2AZ 7C309-A	1	
62/	B (without console)	8	All	All 4/S		1	
62/63	A (with console)	8	All	All 4/S	C2AZ 7C309-B	1	
64	A (without console)	8	All	All 4/S	C4AZ 7C309-A	1	
62	X	6	170	D/4/S	*C2DZ 7C309-A	1	Not replaced
63/64	X	6	170	D/4/S	C3DZ 7C309-A	1	
63/	X	8	All	All 4/S	C3DZ 7C309-C	1	
62/	A, B, X	8	All	All	31498-S8(U253-B)	AR	Screw No. 14 x 5/8" tap (plate to floor pan)
7241 SHAFT - GEAR SHIFT LEVER SUPPORT - Refer to Group 7378							
7242 SPRING WASHER - TRANSMISSION GEAR SHIFT LEVER SOCKET to TUBE ANTI-VIBRATOR							
63/	A	6&8	All	All 3/S	C2OZ 7242-A	1	
62/	B	6&8	All	All 3/S		1	
60	S	8	352	All 3/S	* B8S 7242-A	1	
60/	X	6&8	All	All 3/S	B9MF 7242-B	1	
7246 INSULATOR - TRANSMISSION GEAR SHIFT LEVER							
60/62	A	6&8	All	All 3/S	01A 7246-B	1	Column shift-2 1/16" long-rubber
63/	A	6&8	All	All 3/S	B8S 7246-A	1	Column shift-1" long-3/4" O.D. & 11/16" O.D. - 3/8" I.D.
60/64	S, X	6&8	All	All 3/S		1	
62/	B	6&8	All	All 3/S	C2OZ 7246-A	1	1" long-3/4" O.D.
7262 RETAINER - TRANSMISSION GEAR SHIFT LEVER BOOT							
60/64	A	8	All	All 4/S	C2AZ 7262-A	1	W/o console-round base-4 7/8"-bolt pattern-Chrome
62/	B, X	6&8	All	All 4/S		1	
62/63	A, B	8	All	All 4/S	C2AZ 7262-B	1	W/console-3 3/4" x 4 5/8" x 3 5/16"-bolt pattern-Chrome
63/64	A	8	All	All 4/S	C3AZ 7262-A	1	W/console-3 13/16" x 5 5/8" x 3 1/2"-bolt pattern-Chrome
63/	B	8	All	All 4/S		1	
60/	A, B, X	6&8	All	All	32938-S7(U345)	AR	Screw-No. 12 x 3/4" tap
					34903-S8(X96)	AR	Washer-No. 10 x 3/8"
7277 BOOT - TRANSMISSION GEAR SHIFT LEVER							
62/63	A	8	All	All 4/S	C2AZ 7277-A	1	Circular bottom-4 7/8" dia. bolt pattern-2 3/8" high-w/o console
62/64	X	6	170	D/4/S		1	
64/	A	8	All	All 4/S	C2AZ 7277-G	1	Round base with cut-off, 4 7/8" dia. bolt pattern-2 7/16" high-used as lower boot to cover opening on gear shift lever cover plate - w/o console
62/	B, X	8	All	F&W/4/S		1	
62/	A	8	All	All 4/S		1	W/console
62/	B	8	All	All 4/S		1	W/console
62/63	A, B	8	All	All 4/S	C2AZ 7277-D	1	3 3/4" x 4 11/16" x 3 5/16" x 4 15/16"-bolt pattern-2 3/4" high-used as upper boot on console panel cover
63/64	A	8	All	All 4/S	C4AZ 7277-B	1	3 13/16" x 5 11/16" x 3 1/4" x 5 15/16" bolt pattern-2 3/4" high-used as upper boot on console panel
63/	B	8	All	All 4/S		1	

See page 262 for Parts Information

YEAR	MODEL	ENGINE		TRANS. TYPE	PART NUMBER	QTY.	PART NAME and DESCRIPTION		
		CYL.	C.I.D.						
7302 ARM ASSY.-INTERMEDIATE AND HIGH GEAR SHIFT CONTROL-COLUMN MOUNTED									
60	A	6&8	All	All 3/S	C0AA 7302-B	1	Includes-bushing (7343), insulator (7341), sleeve (7353) pin & (2) washers		
61	A	6&8	All	All 3/S	C1AA 7302-B	1	Includes-bushing (7343), insulator (7341), sleeve (7353), pin & (2) washers		
62	A	6&8	All	All 3/S	C2AZ 7302-C	1	Includes-bushing (7343), insulator (7341), sleeve (7353), pin & (2) washers		
63/64	A	6&8	All	All 3/S	C3AZ 7302-B	1	Includes-bushing (7343), insulator (7341), sleeve (7353), pin & (2) washers		
62/	B	6&8	All	All 3/S	C3OZ 7302-A	1	*Two square keyways includes: bushing (7343), insulator (7341), sleeve (7353), pin & (2) washers		
60	S	8	352	All 3/S	*B8S 7302-A	1	Not replaced		
60	X	6	All	All 3/S	C0DF 7302-C	1	Includes: insulator (7341)		
61/	X	6	All	2.77	C3TZ 7302-D	1	*One square keyway, includes: insulator (7341)		
63/	X	6&8	All	3.03	C3DZ 7302-B	1	*Two square keyways, includes: insulator (7341), bushing & (2) washers		
60/	X	6&8	All	All	72016-S(N44)	1	Pin - 3/4"		
60/63	X	6&8	All	All	372285-S(XX165)	2	Washer - 3/8"		
64/	X	6&8	All	All	370444-S7(XX135)	2	Washer - 3/8"		
7303 ARM ASSY. - LOW and REVERSE GEAR SHIFT CONTROL-COLUMN MOUNTED									
60	A	6&8	All	All 3/S	C0AA 7303-B	1	Includes: bushing(7343), insulator (7341), sleeve (7353), pin & (2) washers		
61	A	6&8	All	All 3/S	C1AA 7303-B	1	Includes: bushing (7343), insulator (7341), sleeve (7353), pin & (2) washers		
62	A	6&8	All	All 3/S	C2AZ 7303-C	1	Includes: bushing (7343), insulator (7341), sleeve (7353), pin & (2) washers		
63/64	A	6&8	All	All 3/S	C3AZ 7303-A	1	Includes: bushing (7343), insulator (7341), sleeve (7353), pin & (2) washers		
62/	B	6&8	All	All 3/S	C3OZ 7303-A	1	*Two square keyways-includes: bushing (7343), insulator (7341), sleeve (7353), pin & (2) washers		
60	S	8	352	All 3/S	*B8S 7303 A	1	Gear shift lever on trans. - not replaced		
					B9S 7290-B	1	Gear shift arm on column		
60/61	X	" Before 11/10/60"	6	All	2.77	C0DF 7303-B	1		
61/	X	" From 11/10/60"	6	All	2.77	C1DZ 7303-A	1	4 1/2" long between center distance of holes-includes: insulator (7341)	
63/	X		6&8	All	3.03	C3DZ 7303-B	1	*Two keyways-3 1/2" long between center distance of holes-includes: insulator (7341)	
60/62	A	6&8	All	All 3/S	351811-S8(XX232)	1	Washer-3/4" (used as spacer between arm and 7318 bracket)		
61/62	A	6&8	All	All 3/S	351560-S7(XX359)	1	Washer 7/8" I. D.		
60/	X	6&8	All	All 3/S	72016-S(N44)	1	Pin-3/4" (sleeve to arm)		
60/63	X	6&8	All	All 3/S	372285-S(XX165)	2	Washer-3/8" I. D.		
64/	X	6&8	All	All 3/S	370444-S7(XX135)	2	Washer 3/8" I. D.		
7C307 TRANSMISSION GEAR SHIFT CONTROL-ANTI-RATTLE									
64/	A (floor shift)	8	All	All 4/S	C5ZZ 7C307-A	1	2 3/16" long -w/o console		
7C310 BUSHING - GEAR SHIFT DUMMY TUBE									
62	A	8	All	W/4/S	C2AZ 7C310-A	1			
7C309 PLATE ASSY.-FLOOR PAN GEAR SHIFT LEVER OPENING COVER- Refer to Group 7B233									
7C312 LEVER - TRANSMISSION GEAR SHIFT CONTROL - 4 SPEED									
YEAR	MODEL	ENGINE		TRANS. TYPE	FIRST & SECOND	THIRD & FOURTH	REVERSE GEAR	QTY.	
		CYL.	C.I.D.						
62/63	A, B	" Before 5/20/63"	8	All	All 4/S	C3AZ 7315-B	C3AZ 7C313-C	C3AZ 7C312-B	1
62/63	X	" Before 5/20/63"	6	170	D/4/S				1
63/	A, B	" From 5/20/63"	8	All	W/4/S	C3AZ 7315-C	C3AZ 7C313-D	C3AZ 7C312-C	1
63/64	X	" From 5/20/63"	6	170	D/4/S				1
64/	A (w/o console)		8	All	F/4/S	C4AZ 7315-A	C4AZ 7C313-A	C4AZ 7C312-B	1
64/	A (w/console)		8	All	F/4/S				1
64/	B		8	All	F/4/S				1
63	X	" Before 5/20/63"	8	All	W/4/S	C3DZ 7315-A	C3DZ 7C313-A	C3DZ 7C312-A	1
63/	X	" From 5/20/63"	8	All	W/4/S	C3DZ 7315-B	C3AZ 7C313-D	C3DZ 7C312-B	1
64/	X		8	All	F/4/S	C4AZ 7315-A	C4AZ 7C313-A	C4DZ 7C312-B	1

Identification marking

See page 262 for Parts Information

YEAR	MODEL	ENGINE		TRANS. TYPE	PART NUMBER	QTY.	PART NAME and DESCRIPTION
		CYL.	C.I.D.				
7C313 LEVER - TRANSMISSION THIRD and FOURTH GEAR SHIFT CONTROL - Refer to Group 7C312							
7315 LEVER - TRANSMISSION FIRST and SECOND GEAR SHIFT CONTROL - Refer to Group 7C312							
7318 BRACKET - TRANSMISSION GEAR SHIFT TUBE and STEERING COLUMN - UPPER							
60	A	6&8	All	All 3/S	01A 7318	1	
61/62	A	6&8	All	All 3/S	C1AA 7318-A	1	
7C318 INTERLOCK - TRANSMISSION GEAR SHIFT CONTROL LEVER							
60/	A, B, X	6&8	All	D & W/4/S	C2AZ 7C318-B	1	
64/	A	8	All	F/4/S	C5ZZ 7C318-A	1	
64/	B, X	8	All	F/4/S		1	
7319 BRACKET-TRANSMISSION GEAR SHIFT STEERING COLUMN TUBE-LOWER							
60	A	6&8	All	All 3/S	C0AA 7319-A	1	
61/62	A	6&8	All	All 3/S	C1AA 7B389-A	1	
60/62	A	6&8	All	All 3/S	20426-S8(BB55)	2	Bolt-5/16"-18 x 1 1/4" (lower brkt. to upper 7318)
					34806-S7(X64)	2	Lockwasher - 5/16"
7C320 BUSHING - TRANSMISSION LOW and REVERSE GEAR SHIFT INTERLOCK							
62/	A	6&8	All	O/D	C2AZ 7C320-A	1	W/interlock gear shift
63	B	6&8	All	O/D		1	
7326 ROD-3 SPEED TRANSMISSION GEAR SHIFT CONNECTING							

YEAR	MODEL	ENGINE		TRANS. TYPE	INTERMEDIATE and HIGH		LOW and REVERSE		QTY.	
		CYL.	C.I.D.		7326	OVERALL LENGTH (INCHES)	7328	OVERALL LENGTH (INCHES)		
- A -										
60/61	A	6&8	All	All 3/S	C0AA 7326-C	16 3/16	C0AA 7328-A	17 7/16	1	
61	A (exc. P/C & Fleet)- "From 9/16/60"	6&8	All	All 3/S	C1AA 7326-F	15 1/2	C1AA 7328-B	17 3/4	1	
61	A (P/C & Fleet)- "From 9/16/60" to 2/24/61"	6&8	223,390	All 3/S	C1AA 7326-F	15 1/2	C1AA 7328-B	17 3/4	1	
61	A (P/C & Fleet) "From 2/24/61"	6&8	223,390	All 3/S	C1AA 7326-J	15 1/2	*C1AA 7328-C	17 3/4	1	
62	A	6&8	All	All 3/S	C2AZ 7326-A	15 15/16	C2AZ 7328-A	16	1	
63	A	6&8	All	3.03	C3AZ 7326-E	14 3/4	C3AZ 7328-A	16 1/2	1	
63	A	6&8	All	O/D	C3AZ 7326-H	15 1/2	C3AZ 7328-C	16 1/2	1	
64	A	6&8	All	3.03	C4AZ 7326-A	14 5/8	C4AZ 7328-A	16 3/4	1	
64	A	6&8	All	O/D	C4AZ 7326-B	15 1/2	C4AZ 7328-B	16 3/4	1	
- B -										
62	B	6	170	2.77	C2OZ 7326-A	12 15/16	C2OZ 7328-A	15 7/8	1	
62	B	6	170	2 15/16	*C2OZ 7326-C	13 1/2	*C2OZ 7328-C	15 1/4	1	
62	B	8	All	All 3/S	C2OZ 7326-B	13 3/8	C2OZ 7328-B	14 3/4	1	
63/64	B	8	All	3.03	C3OZ 7326-B	12 3/4	C3OZ 7328-B	14 3/4	1	
63/	B	6	170,200	2.77	C3OZ 7326-C	14 1/2	C3OZ 7328-C	16 1/4	1	
63/	B	6	170,200	3.03	C3OZ 7326-D	14 1/2	C3OZ 7328-D	16 1/4	1	
63/	B	8	All	O/D	C3OZ 7326-A		C3OZ 7328-A		1	
- S -										
60	S	8	352	All 3/S	*B8S 7326-B		B9SS 7328-A		1	
- X -										
60/61	X	6	All	2.77	C0DD 7326-D	12	C0DD 7328-C		1	
62/64	X	6	All	2.77	C2DZ 7326-A	12 1/2	C2DZ 7328-A		1	
63/64	X	8	All	3.03	C3DZ 7326-A	13 1/8	C3DZ 7328-A	16 1/2	1	

YEAR	MODEL	ENGINE		TRANS. TYPE	PART NUMBER	QTY.	PART NAME and DESCRIPTION
		CYL.	C.I.D.				
Attaching parts for connecting rod							
60/	A, B, X	6&8	All	All 3/S	351341-S7(XX351)	2	Washer-spring-5/16" (Attach 7326 & 7328 rod to gear shift lever)
					44722-S8(X19)	2	Washer-flat-5/16"
60/64	A	6&8	All	All 3/S	72034-S(N45)	2	Cotter pin-1"
60/	B, X	6&8	All	All 3/S		2	
61/	A, B, X	6&8	All	All 3/S	354299-S2(MM156)	2	Nut-5/16" x 16 (attach. rods to 7353 sleeve)
60	S	8	352	All 3/S	33923-S7(M32)	2	Nut-5/16" -24 (attach. rod to 7354 bracket)

See page 262 for Parts Information

7326 ROD - 4 SPEED TRANSMISSION GEAR SHIFT CONNECTING

YEAR	MODEL	ENGINE		TRANS. TYPE	REVERSE GEAR		THIRD & FOURTH		FIRST & SECOND	
		CYL.	C.I.D.		7B112	OVERALL LENGTH (Inches)	7326	OVERALL LENGTH (Inches)	7328	OVERALL LENGTH (Inches)
60/63	A	8	All	W/4/S	C2AZ 7B112-B	5 9/16	C2AZ 7326-C	13 3/4	C2AZ 7328-D	10 1/8
64	A	8	All	W/4/S	C2AZ 7B112-B	5 9/16	C3OZ 7326-E	13 1/2	C2AZ 7328-D	10 1/8
63/	B	8	All	W/4/S	C2AZ 7B112-B	5 9/16	C3OZ 7326-E	13 1/2	C2AZ 7328-D	10 1/8
64/	B	8	All	F/4/S	C4AZ 7B112-A	10 3/4	C4AZ 7326-E	13 5/8	C4AZ 7328-C	8 3/4
62/64	X	6	170,200	D/4/S	C2DZ 7B112-A	6 9/16	C2DZ 7326-C	10 11/16	C2DZ 7328-C	8 1/2
63	X	8	All	W/4/S	C3DZ 7B112-A	3 1/4	C3DZ 7326-B	11 1/4	C3DZ 7328-D	7 9/16
63/	X	8	All	W/4/S	C3DZ 7B112-A	3 1/4	C3DZ 7326-B	11 1/4	C3DZ 7328-E	7 3/4
64/	X	8	All	F/4/S	C4DZ 7B112-A	9 1/4	C4DZ 7326-C	13 5/8	C4DZ 7328-A	6 1/4

YEAR	MODEL	ENGINE		TRANS. TYPE	PART NUMBER	QTY.	PART NAME and DESCRIPTION
		CYL.	C.I.D.				

Attaching Parts for Connecting Rods

60/64	A, B, X	6&8	All	All 4/S	72034-S(N45)	3	Cotter pin-1"
60/	A, B, X	6&8	All	All 4/S	351467-S (XX352)	3	Washer-spring-3/8" (rod to trans. gear lever)
					44727-S8(X24)	3	Washer-flat-3/8"
61/	A, B, X	6&8	All	All 4/S	354299-S (MM156)	3	Nut-5/16"-24 (rod to 7353 sleeve)

7328 ROD - TRANSMISSION GEAR SHIFT CONNECTING - Refer to Group 7326**7328 ROD - TRANSMISSION GEAR SHIFT INTERLOCK**

61	A	6&8	All	All 3/S	C1AZ 7328-A	1	15 1/2" overall length
63/64	A	6	223	O/D	C3AZ 7328-F	1	14 1/2" overall length
63/64	A	8	260,289	O/D	C3AZ 7328-E	1	11 1/2" overall length
63/64	A	8	352,390	O/D	C3AZ 7328-H	1	17 1/2" overall length
62	B	8	All	2 15/16	C2OZ 7328-E	1	16 3/4" overall length
62/63	B	8	All	O/D	C2OZ 7328-H	1	13" overall length
61/	A, B	6&8	All	All 3/S	351467-S (XX352)	1	Washer-spring-3/8" (Rod to 7C173 lever)
					44727-S8(X24)	1	Washer-flat-3/8"
					72034-S(N45)	1	Cotter pin - 1"
					354299-S (MM156)	1	Nut-5/16" -24 x 5/16" (Rod to 7353 sleeve)

7335 BUSHING - TRANSMISSION GEAR SHIFT LEVER SOCKET

64/	A(exc. P/C & Fleet)	6&8	All	All 3/S	C4AZ 7335-B	2	Upper & lower - 1 9/16" O.D. - 1 1/2" I.D.
64/	A	6&8	All	All 3/S	C4AZ 7335-C	1	Lower-1 3/4" O.D. - 1 1/2" I.D.

7335 SLEEVE - TRANSMISSION GEAR SHIFT LEVER IMPACT

60/	A, B, S, X	6&8	All	All 3/S	B8S 7335-A	1	
-----	------------	-----	-----	---------	------------	---	--

See page 262 for Parts Information

YEAR	MODEL	ENGINE		TRANS. TYPE	PART NUMBER	QTY.	PART NAME and DESCRIPTION
		CYL.	C.I.D.				
7336 SLEEVE-TRANSMISSION GEAR SHIFT CONTROL ARM							
60/62	A	6&8	All	All 3/S	B6A 7336-A	1	1 5/16" O.D. -1 7/8" I.D. - 15/16" long
7336 SPACER - TRANSMISSION GEAR SHIFT CONTROL ARM							
60	S	8	352	All 3/S	*AN 7336-A	1	
60/61	X " Before 11/10/60"	6&8	All	All 3/S	FEK 7336-A	1	" C" type-1/8" thick
61/	X " From 11/10/60"	6&8	All	All 3/S	C1DF 7336-A	1	" C" type-1/8" thick
7337 PIN - TRANSMISSION GEAR SHIFT TUBE LEVER							
60/62	A	6&8	All	All 3/S	C0AZ 7337-A	1	5/16" O.D. -1 3/16" long
7343 BUSHING - GEAR SHIFT SELECTOR ARM INSULATOR							
61/	A, B, X	6&8	All	All 3/S	C1AA 7343-B	2	
7343 KIT - GEAR SHIFT SELECTOR ARM BUSHING and INSULATOR							
60/62	A	6&8	All	All	C1AZ 7343-A	1	Consist of: (1)insulator, (1)bushing
63/	A	6&8	All	All	B9AZ 7343-A	1	Consists of: (1) insulator, (1) bushing
60	S	6&8	All	All		1	
60/	B, X	6&8	All	All	C3TZ 7343-A	1	Consist of: (1)insulator, (1) bushing
7347 RETAINER ASSY. - TRANSMISSION GEAR SHIFT TUBE LEVER							
60/62	A	6&8	All	All 3/S	B9A 7347-A	1	
7347 BEARING - TRANSMISSION GEAR SHIFT TUBE							
62/63	A	6&8	All	All 3/S	C3OZ 7347-A	1	
62/	B	6&8	All	All 3/S		1	
64/	A	6&8	All	All 3/S	C5AZ 7347-A	1	1 9/16" I.D. -2 11/16" large O.D. -1 7/8" flange
62	B	6&8	All	All 3/S	373587-S(BB109F)	2	Screw-No. 8-32 x 5/16"
7348 RETAINER - TRANSMISSION GEAR SHIFT LEVER SUPPORT SHAFT - Also serviced in 7400 assembly							
60/63	A, B, X " Before 5/20/63"	6&8	All	D & W/4/S	C3AZ 7348-A	1	(2)mounting holes-2 7/8" center distance
63/	A, B, X " From 5/20/63"	6&8	All	D & W/4/S	C3AZ 7348-B	1	(3)mounting holes-2 7/8"x 1 3/16" x1 15/16" center distance
64	A, B	8	All	F/4/S	C5ZZ 7348-A	1	(3)mounting holes-1 7/8" x 1 1/2" center distance
63	X " Before 3/25/63"	8	All	W/4/S	C3DZ 7348-A	1	(2)large mounting holes-2 15/16"center distance
63	X- "From 3/25/63 to 5/20/63"	8	All	W/4/S	C3DZ 7348-B	1	(2)large & (1)small mounting holes - center distance is 3 9/16"between large & small hole
63/	X " From 5/20/63"	8	All	W/4/S	C3DZ 7348-C	1	(2)large-(2)small mounting holes
64	X	8	All	F/4/S	C4DZ 7348-A	1	(3)mounting holes-1 3/4" x 1 3/16" center distance
60/	A, B, X	6&8	All	All 4/S	*55588-S8	1	Screw & lockwasher-1/4"-28 x 3/8" (retainer to 7416 support)
					376444-S7(BB585A)	1	Screw & lockwasher 1/4" -28 x 2"
7A349 SHIELD - TRANSMISSION CONTROL LINKAGE - SPLASH							
62/64	X	6	170,200	D/4/S	C2DZ 7A349-A	1	
7353 SLEEVE - TRANSMISSION GEAR SHIFT ROD ADJUSTMENT							
60	A	6&8	All	All 3/S	C0AA 7353-A	2	1 3/8" long-5/16" long threaded area at large dia.
60/63	X	6&8	All	All 3/S		2	
60/	A, B	8	All	W/4/S	C2AZ 7353-A	3	1 1/4" long-7/16" long threaded area
64/	A, B, X	8	All	F/4/S		3	
62/64	X	6	All	D/4/S		3	
61/	A	6&8	All	2 15/16 & 3.03	C1AA 7353-C	2	1 7/16" long -1/2" long threaded area
61/64	A	6&8	All	O/D		2	
62/	B (column shift)	6&8	All	All 3/S		2	
64/	X	6&8	All	All 3/S		2	

See page 262 for Parts Information

YEAR	MODEL	ENGINE		TRANS. TYPE	PART NUMBER	QTY.	PART NAME and DESCRIPTION
		CYL.	C.I.D.				
7353 SLEEVE - TRANSMISSION GEAR SHIFT ROD ADJUSTMENT - continued -							
63/	X	8	All	W/4/S	C3DZ 7353-A	2	1 3/16" long 7/16" long threaded area
60	A	6&8	All	All 3/S	372283-S(XX292)	2	Lockwasher-11/16"
60/63	X	6&8	All	All 3/S		2	(sleeve to 7326 & 7328 rod)
					372284-S(MM183)	2	Nut - 11/16"-24 hex.
60/	A, B, X	6&8	All	All	44727-S8(X24)	AR	Washer-flat-3/8"
					351467-S(XX352)	AR	Washer-spring-3/8"
					72034-S(N45)	AR	Cotter pin-1"
					354299-S2(MM156)	AR	Nut-5/16"-24 hex.
					33846-S8(M69)	AR	Nut-1/2"-20 hex.
					34809-S8(X68)	AR	Lockwasher-1/2"
7353 SLEEVE-GEAR SHIFT INTERLOCK ROD ADJUSTMENT							
61/	A	6&8	All	All 3/S	C3AZ 7353-B	1	Use with interlock mechanism-1 5/16" long
62/63	B	6&8	All	All 3/S	C2OZ 7233-A	1	Use with interlock mechanism-1 7/16" long
7354 CLEVIS - TRANSMISSION SHIFT ROD							
60	S	8	352	All 3/S	B8S 7354-A	1	
7378 SHAFT ASSY. - TRANSMISSION GEAR SHIFT LEVER SUPPORT - Also serviced in 7400 assembly							
60/63	A, B, X "Before 5/20/63"	8	All	All 4/S	C3AZ 7378-A	1	3 7/8" long-5/8" dia.
63/	A, B, X - " From 5/20/63"	6&8	All	D&W/4/S	C3AZ 7378-B	1	3 13/16" long-5/8" dia. -includes 378492-S7 pin
64/	A	8	All	F/4/S	C5ZZ 7378-A	1	W/o console-3 15/16" long-7/8" dia. - includes 7A111 pin
64/	A	8	All	F/4/S		1	W/console
64/	B, X	8	All	F/4/S		1	
60/	A, B, X	6&8	All	D&W/4/S	97474-S(QQ4)	1	Ring-snap-9/16" I. D.
64/	A, B, X	6&8	All	F/4/S	97527-S(Q1B)	1	Ring-snap-13/16" I. D.
7398 SUPPORT ASSY. - TRANSMISSION GEAR SHIFT LEVER - Refer to Group 7416							
7400 CONTROL ASSY. - FLOOR MOUNTED TRANSMISSION GEAR SHIFT							
60/64	A	8	All	W/4/S	C3AZ 7400-E	1	
64/	A (floor shift)	8	All	F/4/S	C4AZ 7400-D	1	W/o console
64/	A	8	All	F/4/S		1	W/console
63	B "Before 12/24/62"	8	All	W/4/S	C3OZ 7400-A	1	
63/	B "From 12/24/62"	8	All	W/4/S	C3AZ 7400-E	1	
64/	B	8	All	F/4/S	C4AZ 7400-D	1	
62/63	X	6	170	D/4/S	C3DZ 7400-D	1	
64	X	6	170	D/4/S	C4DZ 7400-A	1	
63/	X	8	All	W/4/S	C3DZ 7400-F	1	
64	X	8	All	F/4/S	C4DZ 7400-C	1	
7C400 SLIDE ASSY. - LOW and REVERSE GEAR SHIFT INTERLOCK							
62/	A	6&8	All	O/D	C2AZ 7C400-A	1	
62/	B	8	All	O/D		1	
7C404 NUT - TRANSMISSION GEAR SHIFT LEVER BALL LOCK							
60/	A, B, X	6&8	All	All 4/S	C2AZ 7C404-B	1	1/2"-20 threads-1 3/4" O. D. -chrome
7416 SUPPORT - TRANSMISSION GEAR SHIFT LEVER							
63	A, B "Before 5/20/63"	8	All	W/4/S	C3AZ 7416-B	1	
63	X "Before 5/20/63"	6	All	D/4/S		1	
63/	A, B "From 5/20/63"	8	All	W/4/S	C3AZ 7416-C	1	
63	X "From 5/20/63"	6	All	D/4/S		1	
64	A, B	8	All	F/4/S	C4AZ 7416-A	1	
63	X "Before 5/20/63"	8	All	W/4/S	C3DZ 7416-A	1	
63/	X "From 5/20/63"	8	All	W/4/S	C3DZ 7416-B	1	
64	X	8	All	F/4/S	C4DZ 7416-A	1	
64	X	6	All	D/4/S	C4DZ 7398-A	1	

See page 262 for Parts Information

YEAR	MODEL	ENGINE		TRANS. TYPE	PART NUMBER	QTY.	PART NAME and DESCRIPTION
		CYL.	C.I.D.				
7504 BUMPER ASSY. - CLUTCH PEDAL							
60	S	8	352	All 3/S	B9S 7504-S	1	

YEAR	MODEL	ENGINE		TRANS. TYPE	INNER (ENGINE SIDE)		OUTER (FRAME SIDE)		QTY.
		CYL.	C.I.D.		7509, 7A531, 7A535, 7A572		7507		
60	A	6	223	All	B7A 7509-B		C0AA 7507-A		1
60	A	8	292	All	B7A 7509-A		C0AA 7507-A		1
60	A	8	352	All	B8A 7509-A		C0AA 7507-A		1
61/62	A	6	223	All	C1AA 7A572-E		C1AA 7507-B		1
61/62	A	8	292	All	C1AA 7A572-D		C1AA 7507-B		1
61/62	A	8	352,390	All	C2AA 7A572-A		C1AA 7507-B		1
63	A	8	406	All	C3AZ 7A572-A		C3AZ 7507-C		1
63/64	A	8	406,427	All	C3AZ 7A572-A		C3AZ 7507-D		1
63/64	A	6	223	All	C1AA 7A572-E		C3AZ 7507-C		1
63/64	A	8	260,289	All	C2OA 7A531-B		C3AZ 7507-B		1
63/64	A	8	352,390	All	C2AA 7A572-A		C3AZ 7507-C		1
62/	B	6&8	All	All	C2OA 7A531-B		C2OZ 7507-A		1
60	S	8	352	All 3/S	B9S 7509-A		B8S 7507-A		1
60/61	X	6	All	All	C0DD 7A535-A		C1DD 7507-A		1
61/62	X	6	All	All	C1DD 7A531-A		C1DD 7507-A		1
63	X	6&8	All	All	C2OA 7A531-B		C1DD 7507-A		1
64/	X	6&8	All	All	C2OA 7A531-B		C5ZZ 7507-A		1

YEAR	MODEL	ENGINE		TRANS. TYPE	PART NUMBER	QTY.	PART NAME and DESCRIPTION
		CYL.	C.I.D.				
60/	A, B, X	6&8	All	All			Attaching parts for mountings to frame
					20348-S7(B77)	2	Bolt-3/8"-16 x 3/4"
					20388-S8(B80)	2	Bolt-3/8"-16 x 1"
					372158-S(BB563A)	2	Bolt & washer assy.-3/8"-16 x 1 1/8"
					373162-S(BB563A)	2	Bolt & washer assy.-3/8"-16 x 1 1/8"
					375750-S8 (MM120)	2	Nut-3/8"-16 x 13/16"
					34807-S8(X66)	AR	Lockwasher-3/8"
					44727-S(X24)	AR	Lockwasher-3/8"
60/	A, B, X	6&8	All	All			Attaching parts for mountings to engine or flywheel housing
					20346-S8(B50)	2	Bolt-5/16"-18 x 3/4"
					20348-S8(B77)	2	Bolt-3/8"-16 x 3/4"
					20388-S8(B80)	2	Bolt-3/8"-16 x 1"
					20428-S7(B82)	1	Bolt-3/8"-16 x 1 1/4"
					20538-S8(B125)	1	Bolt-1/2"-13 x 2 1/4"
					34806-S7(X64)	AR	Lockwasher-5/16"
					358979-S(X224)	AR	Washer-felt 11/16"

7B507 RETAINER - CLUTCH PEDAL ROD SEAL							
60/62	A	6&8	All	All	*C0AZ 7B507-A	1	
62/	B	6&8	All	All	C2OZ 7B507-A	1	
64	X	6&8	All	All	C4DZ 7B507-A	1	
					42014-S8(U240)	2	Screw-self tapping-No. 10 x 5/8"

7508 BUSHING - CLUTCH PEDAL SHAFT - Also refer to Group 2471							
60	S	8	352	All 3/S	B7A 7508-A	1	3 7/16" long-5/8" I.D.
7B09 BRACKET ASSY. - CLUTCH RELEASE EQUALIZER - Refer to Group 7507							

See page 262 for Parts Information

YEAR	MODEL	ENGINE		TRANS. TYPE	PART NUMBER	QTY.	PART NAME and DESCRIPTION
		CYL.	C.I.D.				
7513 SHIELD - CLUTCH RELEASE LEVER DUST							
60/62	A, B, S	6&8	All	All	AB 7513-B	1	
63/	A, B, X	6&8	All	3.03,F & W/4/S	C3AZ 7513-A	1	3 5/8" x 3 1/16" x 1"
63/	B, X	6	All	2.77	C3OZ 7513-A	1	2 7/8" x 2 13/16" x 1 1/2"
62/64	X	6	170	D/4/S	C0DD 7513-A	1	
7515 LEVER ASSY. - CLUTCH RELEASE							
60/62	A	6&8	223,292	All	C2AZ 7515-A	1	Includes 7513 shield
60/62	A	8	352,390	All	C2AZ 7515-B	1	Includes 7513 shield
63/64	A	6&8	223,352, 390,406	All	C3AZ 7515-B	1	11 1/2" long
63/64	A	8	427	W/4/S		1	
63/64	A	8	260,289	All	C3AZ 7515-A	1	10" long
64	A	8	427	F/4/S	C4AZ 7515-A	1	12" long
62	B	6&8	All	2 15/16	C2OZ 7515-A	1	Includes 7513 shield
62/	B	6	All	2.77	C3DZ 7515-B	1	Includes 7513 shield
62/64	X	6	All	All		1	
63/	B(with H/D clutch)	6	All	3.03	C3AZ 7515-A	1	10" long
63/64	B, X	8	All	All		1	
60/61	X	6	All	All	C0DD 7515-A	1	Includes 7513 shield
7B515 SLEEVE - CLUTCH RELEASE IDLER LEVER SWIVEL							
62/	A	6&8	All	All	C2AZ 7B515-A	1	
62/	B	6&8	All	All		1	
7517 BUSHING - CLUTCH RELEASE EQUALIZER SHAFT							
60	A, S	6&8	All	All	C2TZ 7517-A	4	
60/	X	6	All	All	C0DD 7517-A	4	
7519 PEDAL ASSY. - CLUTCH							
60/62	A(column shift)	6&8	All	All	C1AA 7519-A	1	
62/64	A(floor shift)	8	All	All	C2AZ 7519-A	1	
63/64	A(column shift)	6&8	All	All	C3AZ 7519-B	1	
62/	B	6&8	All	All	C3OZ 7519-A	1	
60	S	8	All	All	B9S 7519-A	1	
60/	X	6&8	All	All	C1DD 7519-A	1	
60/	A, B, S, X	6&8	All	All	358981-S(XX364)	1	Washer-spring-5/8" I.D.
					74279-S(R5)	2	Retainer-spring-9/16"
					44727-S8(X24)	2	Washer-flat-3/8"
					380699-S2(N128F)	2	Pin-self locking
7521 ROD - CLUTCH PEDAL TO EQUALIZER BAR							
60/64	A	6&8	All	All	C2OZ 7521-A	1	15 1/4" long
62/	B	6&8	All	All		1	
60	S	8	352	All	B8S 7525-A	1	14 1/2" long
60/	X	6&8	All	All	C0DZ 7521-A	1	
60/	A, B, X	6&8	All	All	33800-S8(M63)	2	Nut-3/8"-24
					34682-S8(M23)	2	Nut-7/16"-20
60/	A, B, X	6&8	All	All	356573-S2(XX357)	2	Washer-spring
					356383-S(XX362)	2	Washer-spring
					352358-S(NN127)	AR	Pin-self locking -round head
					381619-S(NN128J)	AR	Pin-self-locking-straight

See page 262 for Parts Information

YEAR	MODEL	ENGINE		TRANS. TYPE	PART NUMBER	QTY.	PART NAME and DESCRIPTION
		CYL.	C.I.D.				
7521 ROD - EQUALIZER BAR TO CLUTCH RELEASE LEVER							
60/61	A	6&8	All	All	B8A 7521-A	1	7 3/16" long
62	B	6	All	2 15/16		1	
61/62	A	6&8	All	All	C1AZ 7521-A	1	7 3/16" long
63/	B	6	All	3.03		1	
63/64	A	8	406,427	All 4/S	C3AZ 7521-D	1	6 7/8" long
63/64	A	6&8	223,352, 390	All	C3AZ 7521-B	1	6 7/16" long
63/64	A	8	260,289	O/D	C3AZ 7521-C	1	6 1/2" long
63/64	A	8	260,289	3.03 & All 4/S	C2OA 7521-A	1	6 5/16" long
62/	B, X	8	All	All		1	
62/	B	6	All	2.77	C1DD 7521-A	1	5 1/2" long
60/63	X	6	All	All			
64/	X	6	All	All	C4DZ 7521-A	1	5 7/16" long
60	S	8	352	All	B9S 7521-A	1	
7522 BRACKET - CLUTCH RELEASE LEVER							
60/	A	6	All	All	B9AA 7522-A	1	
60/	A, B, S, X	8	All	All		1	
60/	B, X	6	All	All	C2DZ 7522-A	1	
60/	A, B, X	6&8	All	All	62316-S8(S8)	2	Rivet-1/4" x 15/16"
					62329-S(S9)	2	Rivet-5/16" x 1"
7523 SPRING - CLUTCH RELEASE LEVER ROD RETRACTING							
60/62	A	6&8	All	All	C0AA 7523-B	1	10 1/2" long-34 1/2 coils
63/64	A	6&8	223,260, 289,352	All	C3AZ 7523-A	1	10 1/2" long-34 1/2 coils
63	A	8	406	All	C3AZ 7523-B	1	11 1/2" long-34 1/2 coils
63	A	8	427	All		1	
63/64	A	8	427	All	C3AZ 7523-C	1	11 5/16" long-23 1/2 coils
62/	B(w/o H/D clutch)	6	All	2.77	C2OZ 7523-A	1	9 1/8" long-30 coils
62/	B(w/H/D clutch)	6	All	2 15/16 & 3.03	C2OA 7523-C	1	6" long-35 coils
62/	B(exc. Special)	8	260,289	All	C2OZ 7523-B	1	4" long-35 coils
63/	B(Special)	8	289	All 4/S	C3OZ 7523-A	1	8 1/2" long-35 coils
63/	X	6	All	All	C3DZ 7523-A	1	3 13/16" long-30 1/2 coils
63/64	X	8	All	All	C5ZZ 7523-A	1	14" long-35 coils
60	S	8	352	All	B8S 7523-A	1	10 1/2" long-35 coils
60/61	X	6	All	2.77	C0DD 7523-A	1	9 15/16" long-35 coils
62	X	6	All	2.77	C2DZ 7523-A	1	9 15/16" long-31 coils
7525 ROD - CLUTCH PEDAL TO IDLER LEVER - Refer to Group 7521							
7526 BUSHING - CLUTCH PEDAL TO IDLER LEVER ROD							
60/	A, B, X	6&8	All	All	C0AZ 7526-A	AR	Nylon-3/8" I.D. (use with 7519 pedal)
7528 BAR - CLUTCH RELEASE EQUALIZER							
60	A	6&8	223,292	All	C0AA 7528-A	1	
60	A	8	352	All	*C0AA 7528-B	1	
61/62	A(exc. P/C & Fleet)	6&8	223,292	All	C2AZ 7528-A	1	
61/62	A(P/C & Fleet)	6&8	223,292	All	*C2AZ 7528-C	1	N/R (1-69)

See page 262 for Parts Information

YEAR	MODEL	ENGINE		TRANS. TYPE	PART NUMBER	QTY.	PART NAME and DESCRIPTION
		CYL.	C.I.D.				
7528 BAR - CLUTCH RELEASE EQUALIZER - continued							
61/62	A	8	352,390 406	All	C2AZ 7528-B	1	
63/64	A	6&8	223,352 390	All	C3AZ 7528-F	1	
63/64	A	8	260,289	All	C3AZ 7528-D	1	
63/64	A	8	406,427	All	C3AZ 7528-G	1	
62/63	B	"Before 1/16/63"	6	170	2.77	C2OZ 7528-A	1 Use with interlock
63/	B	"From 1/16/63"	6	All	2.77	C3OZ 7528-D	1 Use without interlock
62/63	B	"Before 1/16/63"	6	170	2 15/16 & 3.03	C2OZ 7528-B	1 Use with interlock
63/	B	"From 1/16/63"	6	All	3.03	C3OZ 7528-E	1 Use without interlock
62/63	B	"Before 1/16/63"	8	All	All	C2OZ 7528-C	1
63/64	B	"From 1/16/63"	8	All	All	C3OZ 7528-F	1
63/64	B		8	289Spl.	All 4/S	C3OZ 7528-G	1
60/61	X	6&8	All	All	C1DD 7528-C	1	
63	X	6	All	All		1	
62	X	6&8	All	All	C2DZ 7528-A	1	
63	X	8	All	All	C3DZ 7528-A	1	
64	X	8	All	All	C4DZ 7528-A	1	
64/	X	6	All	All	C4DZ 7528-B	1	
60/62	A	6&8	All	All	359100-S7 (QQ38)	2	Retaining ring-9/16" I.D. (bar to mountings)
63/	A	6&8	All	All	97474-S(QQ4)	2	Snap ring-9/16" I.D. (bar to mountings)
60/	A, B, X	6&8	All	All	371613-S7(X202)	AR	Washer-5/8" I.D. -1/8" thick (bar to mountings)
					351517-S(XX206)	AR	Washer-felt-5/8" I.D. -3/8" thick
					356488-S(XX226)	AR	Washer-11/16" I.D. -1/16" thick
					358979-S(XX224)	AR	Washer-3/4" I.D. -1/4" thick
					87907-S8(I-3)	1	Fitting-1/4"-28 straight(bar lub.)
7B529 BRACKET ASSY. - CLUTCH RELEASE LEVER RETRACTING SPRING							
63/64	A	8	427	All 4/S	C3AZ 7B529-A	1	Use with 7523 spring
7A530 BRACKET and BUMPER - CLUTCH PEDAL - Also refer to Group 7583							
60/61	A, B, S	6&8	All	All	C2OZ 7A530-A	1	
60/	X	6&8	All	All	C0DZ 7A530-A	1	
60/	A, B, S, X	6&8	All	All	355471-S8 (BB651)	1	Bolt-5/16"-24 x 3/4" (bracket to pedal support)
					33798-S(M62)	1	Nut-5/16"-24
					34806-S(X64)	1	Lockwasher-5/16"
7A531 PIVOT - CLUTCH RELEASE EQUALIZER SHAFT BALL INNER - Refer to Group 7507							

See page 262 for Parts Information

YEAR	MODEL	ENGINE		TRANS. TYPE	PART NUMBER	QTY.	PART NAME and DESCRIPTION
		CYL.	C.I.D.				
7A533 SEAL - CLUTCH PEDAL ROD							
60/62	A	6&8	All	All	C0AZ 7A533-A	1	Felt type
60/63	X	6&8	All	All		1	
63/64	A	6&8	All	All	C3AZ 7A533-A	1	Bellow type-rubber
62/	B	6&8	All	All	*C2OA 7A533-A	1	1 7/8" x 1 7/8" x 5/16"-felt-Dealer improvise
64/	X	6&8	All	All	C0AZ 7A533-B	1	
7534 SPRING - CLUTCH PEDAL LEVER RETRACTING							
60/64	A, X	6&8	All	All	C2AZ 7534-A	1	8 15/16" long-16 1/2 coils-#White
62/	B, X	6&8	All			1	
60	S	8	352	All	B8SZ 7A574-A	1	6 1/2" long-10 coils
7A535 BALL - CLUTCH RELEASE EQUALIZER SHAFT INNER. Refer to Group 7507							
7A537 KIT - CLUTCH PRESSURE PLATE and DISC - COBRA							
63/	B, X	8	221,260, 289		C3OZ 7A537-A	1	Consists of (1) C3OZ 7550-F disc and (1) C3OZ 7563-A pressure plate
7540 RETAINER - CLUTCH PEDAL RETRACTING SPRING							
60/62	A	6&8	All	All	C0AA 7540-A	1	3/8"-24 x 3"
63/64	A	6&8	All	All	C1TT 7540-A	1	3/8"-24 x 3"
62/	B	6&8	All	All		1	
60	S	8	352	All			Refer to Group 9A010
60/	X	6&8	All	All	B7A 7540-A	1	3/8"-24 x 2 9/16"
60/	A, B, S, X	6&8	All	All	34445-S7(M80)	1or2	Nut-3/8"-24 (retainer to pedal support on 7592 bracket)
					44727-S8(X24)	1or2	Washer-flat-3/8"
7542 BRACKET - CLUTCH RELEASE LEVER RETRACTING SPRING							
62/	B(exc. Special)	6&8	200,260, 289	3.03 & All 4/S	C2OZ 7542-A	1	
63/	B(Special)	8	289	All 4/S	C3OZ 7542-A	1	
63/	X	6&8	All	All	C3DZ 7542-A	1	
62/	B, X	6&8	All	All	351988-S(BB187)	1	Bolt-7/16" -14 x 1 1/8"
					34870-S8(M54)	1	Nut-7/16"-14
					34808-S8(X67)	1	Lockwasher-7/16"
7543 BALL - CLUTCH RELEASE EQUALIZER SHAFT							
61/62	A	6&8	All	All	C1AA 7543-A	2	1" O.D. -5/8" I.D. -1/2" thick
63/64	A	8	352,390, 406,427				
63/64	A	6&8	223,260, 289	All	C1DD 7543-A	2	3/4" O.D. -7/16" I.D. -1/2" thick
61/	B, X	6	All	All		AR	
62/	B, X	8	All	All		AR	

Identification marking

See page 262 for Parts Information

7550 DISC ASSY. - CLUTCH

CLUTCH DISC and PRESSURE PLATE CHART

YEAR	MODEL AND DESCRIPTION	ENGINE		TRANSMISSION	DISC			MATCHING	
		NO. CYL.	CUBIC INCH DISP.		* SPRINGS	SPLINES	DIAMETER (INCHES)	DISC	PLATE
- A -									
60/62	A (except H/D)	6	223	2 15/16	6	23	9 1/2	♣ B8A 7550-A	♣ C5AZ 7563-A
63	A	6	223	O/D					
60/63	A (except H/D)	6	223	2 15/16	6	10	9 1/2	♣ C3AZ 7550-S	♣ C5AZ 7563-A
64	A	6	223	O/D					
60/62	A (with H/D clutch)	6	223	2 15/16	8	23	11	♣ C0AA 7550-B	♣ C5TZ 7563-A
63/	A (with H/D clutch)	6	223	All 3/S	8	10	11	♣ C5TZ 7550-A	♣ C5TZ 7563-A
63	A (except H/D)	8	260	All 3/S	6L-4S	10	10	♣ C6OZ 7550-G	♣ C2OZ 7563-D
63	A	8	260	O/D	6L-6S	23	10	♣ C2OZ 7550-C	♣ C2OZ 7563-D
60/61	A	8	292	O/D					
63	A (with H/D clutch)	8	260	3.03	6L-4S	10	10 1/2	♣ C5AZ 7550-F	♣ C2OZ 7563-B
63/	A	8	289	All 3/S					
60/62	A	8	292	2 15/16	8	23	10 1/2	♣ C0AA 7550-A	♣ B6TZ 7563-A
60/62	A (except H/D)	8	292	2 15/16	8	23	10	♣ B8A 7550-C	♣ C5TZ 7563-B
60/62	A (with H/D clutch)	8	292	2 15/16	6L-6S	23	11	♣ B8A 7550-F	♣ C1AZ 7563-F
60/62	A, S	8	352	All 3/S					
60	A "Special"	8	352	All 3/S	8	23	10 1/2	★ C0AA 7550-C	★ C0AA 7563-C
63/	A	8	352	All	6L-6S	10	11	♣ C6AZ 7550-E	♣ C1AZ 7563-F
60/62	A "Special"-with 4 & 6/B carb.	8	352, 390, 406	All 3/S	8	23	11	♣ C0AA 7550-B	♣ C6AZ 7563-B
61/62	A	8	390	All 3/S					
63/	A	8	390	All	8	10	11	♣ C5AZ 7550-C	♣ C6AZ 7563-B
63	A	8	406	All	8	10	11		
63	A	8	427-4V	W/4/S	5L-5S	10	11 1/2	♣ C3AZ 7550-M	♣ C3AZ 7563-C
63	A (solid type)	8	427-8V	W/4/S				C3AZ 7550-N	C3AZ 7563-D
64/	A	8	427	All 4/S	5L-5S	10	11 1/2	♣ C4AZ 7550-A	♣ C3AZ 7563-C

- B -									
62	B (with H/D clutch)	6	170	2 15/16	6	23	9 1/2	♣ B8A 7550-A	♣ C2OZ 7563-A
62/64	B (except H/D)	6	170	2.77	6	10	8 1/2	♣ C5OZ 7550-B	♣ C2OZ 7563-C
63/	B (H/D)	6	170, 200	3.03	3 pink	10	9 1/2	♣ C3AZ 7550-S	♣ C2OZ 7563-A
62	B (with H/D clutch)	8	221	2 15/16	6L-6S	23	10 1/2	♣ C2OZ 7550-A	♣ C2OZ 7563-B
62/64	B (except H/D)	8	221, 260	All 3/S	6L-6S	23	10	♣ C2OZ 7550-C	♣ C2OZ 7563-D
63/64	B (H/D)	8	221, 260	3.03	6L-4S	10	10 1/2	♣ C5AZ 7550-F	♣ C2OZ 7563-B
63/	B (except "Special")	8	289	All					
62	B (H/D)	8	260	2 15/16	8	23	10 1/2	♣ C0AA 7550-A	♣ C2OZ 7563-B
62	B (except H/D)	8	260	2 15/16	8	23	10	♣ B8A 7550-C	♣ C2OZ 7563-D
63/	B (except H/D)	8	260, 289	All 3/S	6L-6S	10	10	♣ C8OZ 7550-G	♣ C2OZ 7563-D
63/	B "Special"	8	289	All 4/S	8	10	10 1/2	♣ C7ZZ 7550-B	♣ C7ZZ 7563-B

- X -									
60/	X (H/D)	6	144, 170	2.77	6	10	8 1/2	♣ C2UZ 7550-A	♣ C1UU 7563-A
60/	X (except H/D)	6	144, 170	2.77 & D/4/S	6	10	8 1/2	♣ C5DZ 7550-A	♣ C2OZ 7563-C
63/	X	8	260, 289	All	6L-4S	10	10	♣ C8OZ 7550-G	♣ C2OZ 7563-D

YEAR	MODEL	ENGINE		TRANS. TYPE	PART NUMBER	QTY.	PART NAME and DESCRIPTION
		CYL.	C.I.D.				
Attaching parts for clutch assembly							
60/	A, S, X	6&8	All	All	350329-S2(BB140)	6	Bolt-5/16"-18 x 13/16" (pressure plate to flywheel)
62/	B(except H/D clutch)	6&8	All	All		6	Lockwasher
60/	A, B, S, X	6&8	All	All	34806-S(X64)	6	Bolt-7/16"-20 x 2" (pressure plate to flywheel)
62/	B(with H/D clutch)	6	All	All 3/S	376026-S(BB436)	6	

♣ Supplied only as a remanufactured item

* L - Large, S - Small

See page 262 for Parts Information

7-561 HUB ASSY. and BEARING ASSY. - CLUTCH RELEASE - Also refer to Group 7548

YEAR	MODEL	ENGINE		TRANS. TYPE	HUB ASSY.	BEARING ASSY.
		CYL.	C.I.D.		7561	7580
60/	A, B, S, X	6&8	221,223, 260, 289,292, 352,390,	All	B7AZ 7561-B	8A 7580-A (1.62" I.D.)
62/64	A	8	406 427	W/4/S		
62/	B	6	All	3.03		
64/	A	8	427	F/4/S	C4AZ 7561-B	C0TZ 7580-A
60/	B, X	6	All	2.77 & All 4/S	C3OZ 7561-B	C1DZ 7580-A

YEAR	MODEL	ENGINE		TRANS. TYPE	PART NUMBER	QTY.	PART NAME and DESCRIPTION
		CYL.	C.I.D.				
							Lubrication fittings for clutch hub & bearing assy.
60/	A, B, X	6&8	All	All	87907-S8(I-3)	1	Fitting-1/4"-straight (lubricator)
					87924-S8(I-9)	1	Fitting-1/4" -elbow
7562 SPRING - CLUTCH RELEASE LEVER ANTI-RATTLE							
60/	A, B, S, X	6&8	All	All	C6AZ 7562-A	2	
7563 PLATE and COVER ASSY. - CLUTCH PRESSURE - Refer to Group 7550							
7A572 BRACKET ASSY. - CLUTCH RELEASE EQUALIZER ENGINE - Refer to Group 7507							
7A574 SPRING and SILENCER - CLUTCH PEDAL LEVER ASSIST - Refer to Group 7534							
7A575 SILENCER - CLUTCH PEDAL LEVER ASSIST SPRING - Refer to Group 7A630							
7580 BEARING ASSY. - CLUTCH RELEASE - Refer to Group 7561							
7583 BUMPER - CLUTCH and BRAKE PEDAL - Also refer to Groups 7504 & 7A530							
60/64	A, S	6&8	All	All	MA 7583-A	1	
60/	B, X	6&8	All	All		1	Without power brakes
62/	B	6&8	All	All	C2OZ 7583-A	1	With power brakes
7592 LINK - CLUTCH PEDAL RETRACTING SPRING							
62/	B	6&8	All	All	C2OZ 7592-A	1	
60	S	8	352	All	B8S 7592-A	1	
60/	X	6&8	All	All	C0DD 7592-A	1	
60/	B, X	6&8	All	All	20389-S8(B171)	1	Bolt-3/8" -24 x 1" (link to pedal support)
					44727-S8(X24)	1	Flatwasher-3/8"
					34445-S7(M80)	1	Nut-3/8" -24

See page 262 for Parts Information

YEAR	MODEL	ENGINE		TRANS. TYPE	PART NUMBER	QTY.	PART NAME and DESCRIPTION
		CYL.	C.I.D.				
7600 BEARING - CLUTCH PILOT							
60/62	A	6&8	223,292	All	70 7600-B	1	Selective fit-.67" I.D.
					A8AZ 10094-B	1	.66" I.D.
60/	A, B, S	8	352,390 406,427	All	B8AZ 7600-A	1	1 7/8" O.D. -11/16" I.D.
62/	A, B, X	6&8	260,289	All	C2OZ 7600-A	1	1 3/8" O.D. -11/16" I.D.
62/	B	6	170,200	3.03 & 2 15/16		1	
62/	B	6	All	2.77 & D/4/S	C0DD 7600-A	1	1 3/8" O.D.
60/	X	6	All	2.77 & D/4/S		1	
7A624 PAD - CLUTCH PEDAL PLATE - Also refer to Group 2457							
61/62	A	6&8	All	All	C0DD 7A624-A	1	
60/	X	6&8	All	All		1	Brake pedal
						1	Clutch pedal
7A629 RETAINER - CLUTCH RELEASE EQUALIZER SHAFT BEARING							
63/64	A	8	260,289	All	C1DD 7A629-A	2	"C" type
61/	B, X	6&8	All	All		2	
7A630 INSULATOR - CLUTCH PEDAL ASSIST SPRING							
60/	A, X	6&8	All	All	*C1AA 7A630-A	1	Dealer improvise
62/	B	6&8	All	All		1	"U" shaped-1/2" long, 5/16" between legs
61/	X	6&8	All	All	C1DZ 7A630-A	1	"U" shaped-3/8" long-5/64" thick- 1/4" between legs
7A641 INSULATOR - CLUTCH RELEASE IDLER LEVER ADJUSTMENT SWIVEL							
62/	A	6&8	All	All	C3AZ 7A641-A	2	
62/	B	6&8	All	All		2	
62/	A, B	6&8	All	All	371030-S8B (XX165G)	2	Washer-7/16" (insulator to 7528 bar)
7648 RETAINER - CLUTCH PEDAL							
60	S	8	352	All	*B7A 7648-A	1	
7A653 BRACKET - TRANSMISSION OVERDRIVE CONTROL							
63/	A	6&8	All	O/D	C3AZ 7A653-A	1	O/D control knob
62/	B	8	All	O/D	C2OZ 7A653-B	1	

INDEX

SECTIONS A70 thru A74

FORD AUTOMATIC TRANSMISSIONS

PART NAME	GROUP NUMBER	PART NAME	GROUP NUMBER
Adaptor assy. (transmission shift bellcrank)	7D138	Bushing (rear brake drum support)	7B257
Adaptor (trans. control shaft to trans. rod adjusting link)	7B058	Bushing (reverse brake drum)	7D001
Anchor (rear band)	7A175	Bushing (transmission case)	7025
Arm/lever assy. (transmission gear shift)	7302	Bushing (transmission clutch cylinder)	7A620
Baffle assy. (gear shift indicator)	7B349	Bushing (transmission converter stator support)	7B261
Ball (coasting booster valve shuttle)	7E195	Bushing (transmission front oil pump)	7B258
Ball or knob (gear shift lever)	7213	Bushing (transmission gear shift tube lower)	7335
Band Assy. (trans. intermediate)	7D034	Bushing (trans. kickdown control shaft)	7A440
Band assy. (transmission reverse)	7D095	Bushing (trans. kickdown rod to transmission lever)	7A440
Band (front)	7A162	Bushing (transmission output shaft)	7B256
Band (rear)	7A176	Bushing (transmission planet support)	7A132
Bearing assy. (trans. sun gear thrust)	7D234	Bushing (transmission rear brake drum support)	7B257
Bearing (front brake drum & secondary sun gear)	7-7507	Bushing (transmission rear clutch sun gear)	7B262
Bearing (output shaft & gear assy. needle)	7-7185	Bushing (trans. rear oil pump body)	7B260
Bearing (output shaft & gear assy. short planet gear needle)	7A240	Button assy. (transmission gear shift lever release)	7C488
Bearing (rear servo lever-needle)	7-7406	Case (transmission)	7005
Bearing (rear sun gear thrust)-front	7-7503	Clamp (oil filler tube)	7A229
Bearing (transmission control selector tube)	7347	Clevis (trans. shift rod)	7354
Bellcrank (accelerator)	7A185	Clip (engine to transmission vacuum tube)	7B085
Bellcrank assy. (transmission shift)	7A185	Clip (oil pan screen retaining)	7A097
Bellcrank (transmission control to accelerator shaft)	7A188		7-7482
Block assy. (transmission control selector neutral switch terminal)	7A217	Clip (trans. control lower valve body)	7A435
Body (front band servo)	7A094	Clip (trans. control selector dial retaining)	7D340
Body (rear band servo)	7B172	Clip (transmission oil cooler tubes to engine)	7C008
Body (transmission governor oil collector)	7D220	Clip (vacuum tube transmission)-front	7C072
Bolt (control selector indicator)	7E054	Clutch assy. (transmission planetary)	7A089
Bolt (converter cover to impeller housing)	7964	Clutch assy. (transmission over running)	7A089
Bolt (overrunning clutch case)	7D167	Clutch (converter stator)	7940
Bolt (planetary gears support to case locating)	7A291	Connector assy. (oil tube with "D" ring)	7D273
Bolt (rear band servo to case)	7-7420	Connector (engine to vacuum tube)-front	7B087
Boot assy. (gear shift lever)	7277	Connector (engine to vacuum tube)-rear	7B087
Boot assy. (gear shift linkage)	7277	Control (main)	7A100
Brace (case to engine block)	7E234	Converter ass'y.	7902
	7E235	Cover and starter ring gear (converter)	7950
	7D388	Cover (converter housing)	7985
Bracket assy. (transmission oil cooler-front)	7C431		7986,
Bracket assy. (transmission shift bellcrank)	7C126		7991
Bracket (engine to transmission vacuum tube)	7B212	Cover (converter housing air intake)	7A816
Bracket (gear shift neutral switch actuating pin lever)	7A296	Cover (converter housing front access)	7-7986
Bracket (trans. control to accelerator shaft)	7C195	Cover (converter housing lower access)	7980
Bracket (transmission control to accelerator shaft)-stabilizer	7B057	Cover (front band servo)	7-7367
Bracket (trans. gear shift indicator mounting)	7B159	Cover (governor inspection)	7-7138
Bracket (trans. kickdown control lever retracting spring)	7B158	Cover (governor valve body)	7A301
Bracket (trans. kickdown control to accelerator shaft)	7B142	Cover (oil pressure regulator body)	7A141
Bracket (trans. oil cooler)-front	7B143	Cover (rear band servo)	7B173
Bracket (trans. oil cooler)-rear	7318	Cover (rear oil pump)	7A152
Bracket (trans. shift tube & steering column)	7C338	Cover (trans. intermediate band servo)	7D027
Bracket (transmission to dash panel insulator)	7025	Cover (trans. reverse band servo piston)	7D036
Bushing (case)	7A034	Cup (oil pan screen support)	7A097
Bushing (extension housing)	7B262	Cylinder (forward clutch)	7A360
Bushing (frt. brake drum & second. sun gear)-rear	7B259	Cylinder (front clutch)	7A360
Bushing (front oil pump drive gear)	7B261	Cylinder (transmission clutch)	7A360
Bushing (front pump support)	7A133	Damper (trans. shift tube vibration)	7-7205
Bushing (gear shift lever shaft)	7343	Dial (gear shift)	7A213
Bushing (gear shift selector arm insulator)	7335	Dial (transmission control selector)	7B033
Bushing (gear shift selector tube)	7120	Diaphragm assy. (trans. vacuum throttle valve)	7A377
Bushing (input shaft)	7D046	Disc spring (front clutch piston)	7B070
Bushing (inter brake drum)	7A132	Drum and planetary gears assy. (rear brake)	7A398
Bushing (planetary gears support assy.)		Drum & secondary sun gear (front brake)	7A626
		Drum assy. (rear brake)	7-7165
		Drum assy. (trans. intermediate brake)	7D044
		Drum assy. (trans. reverse brake)	7C498
		Duct (converter air)	7990

INDEX

SECTIONS A70 thru A74 - continued

FORD AUTOMATIC TRANSMISSIONS

PART NAME	GROUP NUMBER	PART NAME	GROUP NUMBER
Filter & grommet assy. (transmission oil pan)	7A465	Kit (main oil pressure regulator valve spring)	7A270
Fitting (transmission case oil filler)	7-7631	Kit (oil pressure regulator valve spring & retainer)	7B025
Gasket (converter cover to impeller)	7963	Kit (regulator & compensator valve spring)	7B023
Gasket (converter housing)	7989	Kit (shaft and carrier-sun gear)	7A048
Gasket (converter housing front access cover)	7A820	Kit (transmission front clutch sun gear seal)	7B510
Gasket (converter impeller hub to impeller)	7916	Kit (transmission front clutch support seal & cyl.)	7D352
Gasket (front oil pump to case)	7A136	Kit (trans. front pump ball check overhaul)	7C223
Gasket (gov. inspection cover to extension hsg.)	7B391	Kit (trans. front pump overhaul)	7C222
Gasket (oil pan to case)	7A191	Kit (transmission gasket & "O" ring-external)	7C288
Gasket (rear oil pump to case)	7A222	Kit (trans. gear shift selector arm insulator)	7343
Gasket (throttle control valve)	7B426	Kit (transmission parking lever & pawl)	7A474
Gasket (trans. extension housing)	7086	Kit (trans. rear brake drum and planetary gear and bearing assembly)	7C224
Gasket (trans. governor inspection cover)	7B391	Kit (trans. reverse clutch thrust washer)	7D091
Gasket (trans. intermediate band servo)	7D026	Kit (transmission reverse engagement)	7D239
Gasket (trans. valve body separator plate)	7D100	Kit (trans. selector handle)	7213
Gear assy. (trans. sun)	7D063	Kit (transmission servo piston seal-front & rear)	7C289
Gear (clutch sun)	7-7561	Knob (trans. gear shift lever)	7213
Gear (forward ring)	7D392	Lever assy. (downshift control)-outer	7A394
Gear (front clutch sun)	7A182	Lever assy. (trans. gear shift)	7302
Gear (output shaft and gear assy. planet)	7-7181	Lever (front band servo actuating)	7330
Gear (output shaft ring)	7A153	Lever (gear shift)-less ball -prime	7210
Gear (primary sun)	7A399	Lever (gear shift neutral switch actuating pin)	7B097
Gear (rear sun input shaft)	7A348	Lever (kickdown control)-outer	7A259
Gear (trans. output shaft parking)	7A233	Lever, knob, insulator & impact sleeve (gear shift)	7210
Gear (trans. reverse planet pinion)	7D008	Lever (manual control)	7A256
Governor assy.	7C053	Lever (manual control valve detent)	7A115
Governor assy. (with counterweight)	7C053	Lever (parking) & pawl kit	7A474
Governor (less counterweight)	7C063	Lever (parking pawl toggle)	7A121
Guide (front band servo piston)	7A269	Lever (parking pawl toggle operating)	7A117
Handle (trans. control selector lever)	7213	Lever (parking pawl torsion spring)	7B470
Hose (transmission oil cooler lines)	7B093 7C332	Lever (throttle control)-inner	7-7283
Housing assy. (transmission control selector)	7A306	Lever (throttle control) -outer	7A259
Housing assy. (trans. converter)	7976	Lever (trans. downshift detent inner)	7D261
Housing (converter)	7975	Lever (transmission shift bellcrank)	7A025
Housing (extension)	7A039	Link (parking pawl toggle operating lever)	7C495
Hub assy. (trans. forward ring gear)	7B067	Link (parking pawl toggle to pawl)	7-7316
Hub (clutch)	7B067	Mask (transmission control selector indicator dial)	7B052
Hub (converter impeller)	7915	Oil seal (clutch)	7C169 7-7883
Hub (converter turbine)	7926	Oil seal (clutch and governor oil distributor sleeve)	7-7883
Hub (trans. reverse clutch)	7B067	Oil seal (clutch cylinder)	7C328
Hub (transmission output shaft)	7D164	Oil seal (clutch piston)-outer	7A548
Impeller (converter)	7908	Oil seal (extension housing)	7052
Indicator assy. (control selector)	7B053	Oil seal (front band servo piston)	7A294
Indicator assy. (transmission gear shift)	7B053	Oil seal (front band servo piston guide)	7C050
Indicator (transmission control selector)	7A110		7C098
Indicator (trans. oil level)	7A020	Oil seal (front band servo piston)-inner	7A294
Insert (transmission control selector position)	7A216	Oil seal (front band servo piston)-outer	7A294
Insulator & bracket assy. (trans. to dash panel)-upper	7C335	Oil seal (front band servo release piston)	7C098
Insulator (gear shift lever)	7246		7A294
Insulator (gear shift selector arm)	7341	Oil seal (front clutch cylinder)	7C328 7C099
Insulator (transmission control selector dial)	7C451		7A548
Insulator (transmission control selector switch)	7A022	Oil seal (front clutch piston inner)	7C099
Joint assy. (transmission gear shift control rod ball)	7A134	Oil seal (front oil pump)	7A248
Kit (compensator adjustment)	7B023	Oil seal (front oil pump ball check valve spring)	7-7868
Kit (converter pressure relief)	7A135	Oil seal (front oil pump ball pressure spring)	7-7868
Kit (converter stator & impeller thrust washer)-rear	7937	Oil seal (manual control lever)	7B498
Kit (forward clutch support seal & cylinder)	7D352	Oil seal (output shaft)	7A011
Kit (front servo accumulator oil seal)	7153	Oil seal (primary sun gear)-front	7-7542
Kit (gasket & oil seal)	7153	Oil seal (primary sun gear)-intermediate	7C169
Kit (gear shift selector arm bushing & insulator)	7343		
Kit (main control regulator)-repair	7A135		
Kit (main control regulator valve and spring)	7A135		

INDEX

SECTIONS A70 thru A74 - continued

FORD AUTOMATIC TRANSMISSIONS

PART NAME	GROUP NUMBER	PART NAME	GROUP NUMBER
Oil seal (primary sun gear)-rear	7-7543	Plate (main control upper valve body-rear)	7A393
Oil seal (rear band servo piston)	7A294	Plate (oil pressure regulator body separating)	7A142
Oil seal (rear clutch piston)-inner	7C099	Plate (rear clutch driven)	7B442
Oil seal (rear clutch piston)-outer	7C051	Plate (rear clutch pressure)	7B437
Oil seal (rear oil pump inlet tube)	7C329	Plate (reverse clutch driven)	7B442
Oil seal (rear oil pump outlet tube)	7-7868	Plate (reverse clutch pressure)	7B066
Oil seal (throttle control outer lever)	7-7265	Plate (trans. control selector lever guide upper)	7C499
Oil seal (transmission extension housing)	7052	Plate (transmission parking rod guide)	7D419
Pan (oil)	7A194	Plate (transmission gear shift lever guide)	7C449
Pan (transmission converter)	7987	Plate (transmission main control)-side	7-7739
Pawl & rod assy. (trans. gear shift locking lever)	7C441	Plug assy. (front pump pressure with "O" ring)	7D274
Pawl (parking)	7A441	Plug (trans. parking plate shaft)	6572
Pilot (converter cover)	7954	Pump (oil)-front	7A103
Pin (compensator valve spring adjusting)	7D254	Pump (oil)-rear	7A149
Pin (front band anchor)	7-7377	Plunger (gear shift selector lever)	7361
Pin (front band anchor)	7E243	Plunger (manual valve detent)	7-7607
Pin (front band servo piston guide)	7A163	Plunger (trans. manual valve detent)	7D069
Pin (parking pawl)	7-7312	Race (converter stator clutch)-inner	7946
Pin (parking pawl toggle lever)	7A244 7A295	Race (converter stator clutch)-outer	7947
Pin (parking pawl toggle link to pawl)	7-7318	Race (front clutch sun gear thrust bearing)	7-7549
Pin (parking pawl torsion spring lever)	7-7308	Race (rear sun gear front thrust bearing)	7-7504
Pin (servo actuating lever shaft)	7-7356	Race (transmission output shaft thrust bearing)	7A387
Pin (throttle pressure booster retainer)	7D375	Race (trans. overrunning clutch inner)	7D171
Pin (trans. parking pawl toggle operating lever support)	7A119	Race (trans. overrunning clutch outer)	7B456
Piston & pin assy. (front band servo)	7A164	Race (trans. sun gear thrust bearing)	7D235-6
Piston & rod assy. (intermediate servo)	7E221	Regulator (oil pressure)	7A139
Piston & Seal assy. (trans. reverse band servo)	7D189	Reinforcement (main control lower valve body)	7C056
Piston assy. (trans. intermediate band servo)	7D021	Reinforcement (main control lower valve body)	7-7717
Piston assy. (trans. rear clutch)	7D157	Reinforcement (upper valve body left rear plate)	7B434
Piston (clutch)	7A262	Retainer (clutch piston spring)	7A527
Piston (front band servo)	7A260	Retainer (converter stator clutch roller)	7943
Piston (front band servo release)	7366	Retainer (front oil pump ball pressure spring)	7A223
Piston (front clutch)	7A262	Retainer (gear shift lever boot)	7262
Piston (rear band servo)	7-7413 7A266	Retainer (gear shift selector lever plunger)	7A347
Piston (rear band servo accumulator)	7A266	Retainer (gear shift selector lever spring)	7308
Piston (rear clutch)	7-7514	Retainer (gear shift selector tube retracting spring)	7C230
Piston (intermediate band servo)	7D022	Retainer (governor primary spring)	7A190
Piston (transmission reverse clutch)	7D402	Retainer (governor secondary valve spring)	7D218
Planet assy. (transmission forward)	7A398	Retainer (intermediate servo band lever)	7E206
Planet assy. (transmission reverse)	7D006	Retainer (main control oil pressure regulator valve)	7A478
Plate assy. (control selector lever)	7C449	Retainer (output shaft & gear assy. planet gear shaft)	7-7183
Plate assy. (engine rear)	7007	Retainer (overrunning clutch spring)	7D191
Plate assy. (throttle control upper valve body)	7B429	Retainer (parking pawl toggle lever pin)	7-7326
Plate assy. (transmission clutch)	7B164	Retainer (parking pawl toggle return spring)	7-7323
Plate assy. (transmission park rod support)	7D414	Retainer (planet gear shaft)	7C377
Plate (clutch)-external spline	7-7573	Retainer (rear band servo piston spring)	7B264
Plate (clutch)-internal spline	7B164	Retainer (rear clutch plate)	7D483
Plate (direct drive clutch)	7B164	Retainer (throttle pressure booster valve plug)	7B428
Plate (direct drive clutch driven)	7B442	Retainer (trans. gear shift lever guide plate)	7C448
Plate (forward clutch driven)	7B442	Retainer (trans. gear shift locking lever pawl)	7C443
Plate (front clutch drive)	7-7573	Retainer (transmission kickdown control lever retracting spring)	7C176
Plate (front clutch pressure)	7B066	Retainer (transmission kickdown lever spring)	7C176
Plate (gear shift lever opening-finish)	7D358	Retainer (trans. reverse clutch spring)	7D406
Plate (main control lower valve body)	7A393	Retainer (transmission third-second coasting orifice control valve spring)	7194
Plate (main control lower valve body cover side)	7729	Ring (front clutch piston disc spring pressure)	7-7563
Plate (main control lower valve body end)	7-7014	Ring (trans. forward clutch piston spring press)	7D256
Plate (main control lower valve body)-right front	7A396 7B432	Ring (trans. governor housing seal)	7D011
Plate (main control lower valve body)-right rear	7-7750	Rod assy. (parking lever actuating)	7A232
Plate (main control separating)	7A008	Rod (engine mounted accelerator shaft and bracket to bellcrank)	7A373
Plate (main control upper valve body)-front	7A396	Rod (intermediate band servo piston)	7D023

INDEX

SECTIONS A70 thru A74 - continued

FORD AUTOMATIC TRANSMISSIONS

PART NAME	GROUP NUMBER	PART NAME	GROUP NUMBER
Rod (manual lever connecting)	7-7322	Sleeve (clutch and governor oil distributor)	7A168
Rod (manual shift)	7326	Sleeve (gear shift lever impact)	7335
Rod (parking pawl torsion lever)	7-7322	Sleeve (output shaft oil)	7-7063
Rod (rear band servo piston)	7-7409	Sleeve (parking pawl torsion lever support)	7014
Rod (trans.gear selector valve)	7326 or 7C389	Sleeve (trans. control selector lever plunger)	7B079
Rod (transmission kick down control)	7A187	Sleeve (transmission converter reactor journal)	7D345
Rod (transmission parking pawl actuating)	7D411	Sleeve (trans. gear shift rod adjustment)	7353
Rod (trans.reverse band servo piston)	7D190	Sleeve (trans. oil distributor)	7C232
Rod (transmission throttle control valve)	7A380	Slide & indicator pointer assy. (trans.gear shift)	7C444
Rod (trans. to bellcrank lever)	7A024	Slipper (transmission front oil pump rotor)	7A093
Roller (rear clutch sun gear front bearing)	7C458 7-7507	Slipper (transmission rear oil pump)	7A442
Roller (transmission converter stator clutch)	7A813	Snap ring (clutch cylinder)	7-7567
Roller (trans. front brake drum & secondary sun gear front bearing)	7-7507	Snap ring (clutch plate retainer)	7-7523
Roller (trans. overrunning clutch)	7190	Snap ring (converter stator clutch retainer)	7945
Roller (transmission planetary clutch)	7C366	Snap ring (front band servo piston guide to servo)	7-7366
Rotor (transmission front oil pump)	7A146	Snap ring (front clutch pressure plate to cylinder)	7-7567
Rotor (transmission rear oil pump)	7A497	Snap ring (front oil pump ball check valve)	7-7822
Screen (converter housing air intake)	7A805	Snap ring (governor)	7-7136
Screen (governor oil)	7E242	Snap ring (input shaft to front clutch cylinder)	7-7523 7-7567
Screen (oil pan)	7A098	Snap ring (output shaft ring gear retainer)	7C122
Screw (rear band adjusting)	7A178	Snap ring (planetary clutch)	7A577
Screw (transmission reverse band adjusting)	7A178	Snap ring (rear band servo piston retaining)	7-7417
Seal (control selector housing)	7C370	Snap ring (rear clutch piston spring retaining)	7-7517
Seal (front band servo accumulator retainer)	7375	Snap ring (rear clutch plate retainer)	7-7567
Seal (front servo cover to case)	7-7357	Snap ring (rear clutch pressure plate)	7-7567 7-7523
Seal (intermediate band servo piston-large)	7D024	Snap ring (speedometer driving gear)	7059
Seal (intermediate band servo piston-small)	7D025	Socket assy. (trans. gear shift lever)	7228
Seal (intermediate brake drum)	7D025	Spacer (control oil pressure compensator valve)	7B425
Seal (oil distributor sleeve)	7D019	Spacer (gear shift connecting rod adjustment)	7323
Seal (rear band servo cover to case)	7-7407	Spacer (low oil pressure regulator valve)	7470
Seal (rear clutch piston)-inner	7E212	Spacer (output shaft & gear assy. planet gear bearing)	7-7186
Seal (rear pump pressure port)	7-7863	Spacer (output shaft & gear assy. short planet gear)	7-7182
Seal (reverse clutch piston)-inner	7D282	Spacer (throttle pressure valve secondary)	7D227
Seal (trans. control selector housing)	7C370	Spacer (trans. gear shift selector lever)	7336
Seal (trans. forward clutch cylinder)	7D019	Spacer (trans. reverse band servo)	7D300
Seal (trans. front band servo release piston)	7C050	Spring (clutch piston distributor)	7A272
Seal (trans. oil tube filler)	7D285	Spring (compensator valve)	7A496
Seal (trans. reverse band servo piston cover)	7D040	Spring (direct drive clutch piston)	7D488
Seal (trans. reverse clutch cylinder)	7D020	Spring (front band servo piston retracting or return)	7A003
Seal (transmission reverse clutch piston inner)	7D404	Spring (front oil pump ball check valve)	7-7824
Seal (transmission reverse clutch piston outer)	7D403	Spring (front oil pump ball pressure)	7A006
Seat (main control oil pressure reg. valve spring)	7C062	Spring (front oil pump slipper)	7A498
Seat (main control rear pump check valve)	7A129	Spring (gear shift selector lever)	7B071
Seat (oil pressure regulator valve spring)	7C062	Spring (gear shift selector stop)	7293
Seat (rear band servo piston rod)	7-7418	Spring (gear shift selector tube)	7379
Seat (rear clutch piston spring)	7-7516	Spring (gear shift tube retracting)	7227
Shaft & bracket (engine mounted accelerator)	7A185	Spring (main control pump check valve)	7A205
Shaft & carrier assy. (output)	7A048	Spring (main control rear pump check valve)	7A128
Shaft assy. (input)	7015	Spring (main control throttle valve return)	7-7761
Shaft (front band servo actuating lever)	7A165	Spring (main oil pressure regulator valve)	7A270
Shaft (output shaft and gear assy. planet gear)	7-7176	Spring (manual control valve detent lever)	7A261 7-7276
Shaft (rear band servo actuating lever)	7A171	Spring (manual valve detent)	7E332
Shaft (trans. control to accelerator)	7A297	Spring (oil pressure regulator front check valve)	7A205
Shaft (trans. intermediate band actuating lever)	7D433	Spring (oil pressure regulator low control valve)	7D160 7-7465
Shaft (transmission output)	7060	Spring (parking pawl toggle return)	7-7314
Shaft (transmission parking pawl)	7D071	Spring (parking pawl torsion)	7A180
Shaft (transmission parking plate)	7D418	Spring (rear band servo accumulator)	7-7369
Shaft (transmission planet gear)	7A238	Spring (rear band servo piston)	7-7415
Shell (transmission input)	7D064	Spring (rear clutch piston)	7A480
Shield (transmission control linkage splash)	7779		

HOW TO IDENTIFY AUTOMATIC TRANSMISSIONS and RELATED PARTS

Three basic types of automatic transmissions have been used as optional equipment for 1960 and subsequent model years.

PARTS DIRECTLY RELATED TO THE OPERATION OF THE TRANSMISSION ASSEMBLY, SUCH AS: CASE, EXTENSION HOUSING, GEAR TRAIN, ETC., ARE LISTED IN PARTS LISTS SECTIONS FOR EACH BASIC TRANSMISSION TYPE, AS INDICATED BELOW.

DESCRIPTION and TYPE	CATALOG IDENTIFICATION	PARTS LISTS SECTION	YEARS
Fordomatic 2 speed single range	F/M/2	A70. 2	1960/64
Cruise-O-Matic 3 speed:	C/M	A70 3	
Model (FM)	FM	A70. 3	1960
Model (FX)-light duty	FX	A70. 3	1960/
Model (MX)-heavy duty	MX	A70. 3	1960/
Automatic 3 speed dual range	C4	A70. 4	1964/
Model (XP)			

Each transmission is identified by a number stamped directly on the transmission case or appearing on a metal tag or plate attached to the case.

Refer to page 327 for the illustrations showing the locations of the Service Identification numbers.

Each basic transmission type is identified by several numbers which reflect the different model years or the significant changes made within the same model years.

A guide listing the transmission identification numbers in numerical and alphabetical sequence by identification number appears on page 328. When the transmission identification number is known simply refer to this guide for the appropriate transmission type, year, parts list and illustration section.

Automatic transmissions and their related parts can also be identified by year, model, engine, etc., in the Transmission Application Chart on page 329.


PARTS NOT DIRECTLY, BUT FUNCTIONALLY RELATED TO THE OPERATION OF THE TRANSMISSION ASSEMBLY, SUCH AS: CONTROL SELECTOR MECHANISMS, OIL COOLING SYSTEMS ETC., ARE LISTED IN SECTIONS A71 THRU A74.

A Part Name Index arranged alphabetically, cross referencing part name to basic number appears at the beginning of this section on pages 321 thru 325.


Automatic transmission illustrations are shown in the various sections of the Illustration Catalog, Form AF 7682 as indicated below.

		ILLUSTRATION SECTION
Transmission assemblies		A70. 1 thru A70. 4
Transmission oil cooling system and vacuum advance system		A71
Shift control mechanisms:	Column mounted	A72
	Floor or console mounted	A72. 1
Steering column w/o shift mechanism		35
Transmission kickdown and accelerator linkage mechanisms		97
Console mounted parts related to shift control mechanisms		042


ONE PIECE ALUMINUM CASE
AND CONVERTER HOUSING



STAMPED INTO RIGHT SIDE
OF TRANSMISSION CASE



PBS-D
F/M/2



PAY-R
C/M

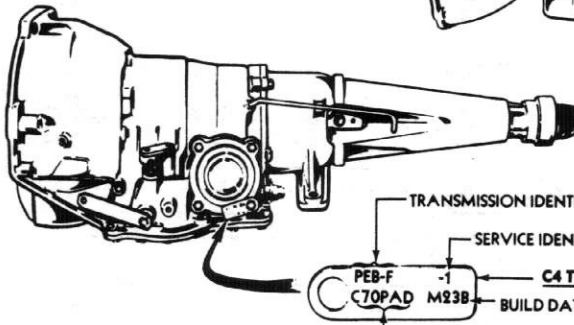
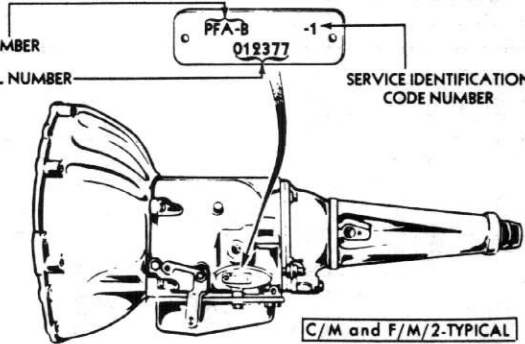
1960

P-4435

TRANSMISSION IDENTIFICATION NUMBER

TRANSMISSION SERIAL NUMBER

SERVICE IDENTIFICATION
CODE NUMBER



1961/

P-6170

AUTOMATIC TRANSMISSION IDENTIFICATION TAGS

TRANSMISSION APPLICATION CHART

MODEL	ENGINE		TRANSMISSION		PARTS LIST	ILLUS. SECTION	PART NUMBER	▲ REPLACED BY
	CYL.	C.I.D.	IDENT.	TYPE				
1960								
- A -								
	6	223	PAY-M	FX	A70.3	A70.2	*C0AP 7000-J	Service details
	6	223	PAY-R	FM	A70.3	A70.2	*C0AP 7000-M	Service details
	6	223	PBP-B	F/M/2	A70.2	A70.1	*C0AP 7000-D	Service details
	8	292	PAZ-Y	FX	A70.3	A70.2	*C0AP 7000-A	Service details
	8	292	PBR-B	F/M/2	A70.2	A70.1	*C0AP 7000-E	Service details
	8	352-2V	PBM-U	FX	A70.3	A70.2	*C0AP 7000-B	Service details
	8	352-4V	PBL-AG	MX	A70.3	A70.2	*C0AP 7000-C	Service details
	8	352-4V	PBS-C,D	F/M/2	A70.2	A70.1	*C0AP 7000-G	Service details
- S -								
	8	352-4V	PBL-AH	MX	A70.3	A70.2	*C0SP 7000-A	Service details
	8	430	PBB-M	MX	A70.3	A70.2	*PBB 7000-M	Service details
	8	430	PBB-AF	MX	A70.3	A70.2	*C0SP 7000-B	Service details
- X -								
	6	144	PBZ-A	F/M/2	A70.2	A70.1	*C0DP 7000-A	Service details
	6	144	PBZ-C,E	F/M/2	A70.2	A70.1	*C0DP 7000-D	Service details
1961								
- A -								
	6	223	‡PBP-C	F/M/2	A70.2	A70.1	*C1AP 7000-F	Service details
	6	223	‡PCH-A	F/M/2	A70.2	A70.1	*C1AP 7000-K	Service details
	8	292	PCC-A,B,C	FX	A70.3	A70.2	*C1AP 7000-B,R,V	Service details
	8	292	‡PBR-C	F/M/2	A70.2	A70.1	*C1AP 7000-G	Service details
	8	292	‡PCJ-A	F/M/2	A70.2	A70.1	*C1AP 7000-L	Service details
	8	352	PCD-A,C,D	FX	A70.3	A70.2	*C1AP 7000-C,S,Y	Service details
	8	352	‡PBS-E	F/M/2	A70.2	A70.1	*C1AP 7000-H	Service details
	8	352	‡PCK-A,A1	F/M/2	A70.2	A70.1	*C1AP 7000-M	Service details
	8	390 exc. P/C	PCE-B,E,G	MX	A70.3	A70.2	*C1AP 7000-D,T,Z	Service details
	8	390 P/C	PCE-C,F,H	MX	A70.3	A70.2	*C1AP 7000-U,AA	Service details
- S -								
	8	390	PCE-A,D,J	MX	A70.3	A70.2	*C1SP 7000-B,D,E	Service details
- X -								
	6	144	‡PBZ-H,J	F/M/2	A70.2	A70.1	*C1DP 7000-C,D	Service details
	6	144	‡PCL-A	F/M/2	A70.2	A70.1	*C1DP 7000-E	Service details
	6	170	‡PCF-A,B	F/M/2	A70.2	A70.1	*C1DP 7000-A,B	Service details
	6	170	‡PCM-A	F/M/2	A70.2	A70.1	*C1DP 7000-G	Service details
1962								
- A -								
Column shift	6	223	PCH-A	F/M/2	A70.2	A70.1	*C1AP 7000-K	C3AP 7003-A
Column shift	8	292	PCC-C	FX	A70.3	A70.2	*C1AP 7000-V	Service details
Console shift	8	292	PCC-D	FX	A70.3	A70.2	*C2AP 7000-A	Service details
Column shift	8	292	PCJ-A	F/M/2	A70.2	A70.1	*C1AP 7000-L	Service details
Column shift	8	352	PCD-D,D1	FX	A70.3	A70.2	*C1AP 7000-Y	Service details
Console shift	8	352	PCD-F,F1	FX	A70.3	A70.2	*C2AP 7000-B	Service details
Column shift	8	352	PCK-A1	F/M/2	A70.2	A70.1	*C1AP 7000-M	Service details
Console shift	8	390 exc. P/C	PCE-S	MX	A70.3	A70.2	*C2AP 7000-C	Service details
Column shift	8	390 exc. P/C	PCE-G	MX	A70.3	A70.2	*C1AP 7000-Z	Service details
Column shift	8	390 P/C	PCE-H	MX	A70.3	A70.2	*C1AP 7000-AA	Service details
Column shift	8	390 P/C	PCE-T	MX	A70.3	A70.2	*C2AP 7000-D	Service details

† With vacuum throttle valve control ‡ Without vacuum throttle valve control

▲ When basic 7003 is specified order the related 7902 converter assy. if required

TRANSMISSION APPLICATION CHART

MODEL	ENGINE		TRANSMISSION		PARTS LIST	ILLUS. SECTION	PART NUMBER	▲ REPLACED BY
	CYL.	C.I.D.	IDENT.	TYPE				
1962 - continued								
- B -								
	6	170	PCM-D	F/M/2	A70.2	A70.1	★C2OP 7000-A	Service details
	8	221	PCN-A	F/M/2	A70.2	A70.1	★C2OP 7000-B	Service details
	8	260	PCP-A	F/M/2	A70.2	A70.1	★C2OP 7000-C	Service details
- S -								
	8	390-4V	PCE-J	MX	A70.3	A70.2	★C1SP 7000-E	Service details
	8	390-6V	PCE-K	MX	A70.3	A70.2	★C1SP 7000-F	Service details
- X -								
	6	144	PCL-F	F/M/2	A70.2	A70.1	★C2DP 7000-B	Service details
	6	170	PCM-H	F/M/2	A70.2	A70.1	★C2DP 7000-C	Service details
1963								
- A -								
	6	223	PCH-B	F/M/2	A70.2	A70.1	★C3AP 7000-A	C3AP 7003-A
Column shift	8	260	PCP-C	F/M/2	A70.2	A70.1	★C3AP 7000-C	C3AP 7003-C
Console shift	8	260	PCP-D	F/M/2	A70.2	A70.1	★C3AP 7000-S	Service details
Column shift	8	260,289	PCT-A	FX	A70.3	A70.2	★C3AP 7003-E	C4AP 7003-K & (17271) gear
Console shift	8	260,289	PCT-B,E,F	FX	A70.3	A70.2	★C3AP 7003-AT	C4AP 7003-L & (17271) gear
Column shift	8	289	PCP-E	F/M/2	A70.2	A70.1	★C3AP 7000-AA	Service details
Console shift	8	289	PCP-F	F/M/2	A70.2	A70.1	★C3AP 7000-AB	Service details
Column shift	8	352	PCD-E	FX	A70.3	A70.2	★C3AP 7003-D	C4AP 7003-AF
Console shift	8	352	PCD-G,K,L	FX	A70.3	A70.2	★C3AP 7003-S	C4AP 7003-AG
Column shift	8	390 exc. P/C	PCE-M, Z	MX	A70.3	A70.2	★C3AP 7000-T	Service details
Console shift	8	390 exc. P/C	PCE-U, AD,AL	MX	A70.3	A70.2	★C3AP 7003-AU	C4AP 7003-AC & (17271) gear
Column shift	8	390 P/C	PCE-N,AA	MX	A70.3	A70.2	★C3AP 7003-U	C4AP 7003-AD & (17271) gear
Console shift	8	390 P/C	PCE-V, AB,AM	MX	A70.3	A70.2	★C3AP 7000-AV	Service details
- B -								
	6	170	PCM-G	F/M/2	A70.2	A70.1	C3OP 7003-A	
	6	200	PCY-A	F/M/2	A70.2	A70.1	★C3OP 7000-F	Service details
	6	221	PCN-B	F/M/2	A70.2	A70.1	C3OP 7003-B	
	8	260	PCP-B	F/M/2	A70.2	A70.1	★C3OP 7003-C	C4OP 7003-E
- S -								
	8	390-4V	PCE-L, Y	C/M	A70.3	A70.2	★C3SP 7003-C	C4SP 7003-D & (17271) gear
	8	390-6V	PCE-R,AC	C/M	A70.3	A70.2	★C3SP 7000-D	Service details
- X -								
	6	144	PCL-D	F/M/2	A70.2	A70.1	★C3DP 7000-A	Service details
	6	170	PCM-E, K	F/M/2	A70.2	A70.1	★C3DP 7000-C	Service details
	8	260	PCP-G	F/M/2	A70.2	A70.1	★C3OP 7000-E	Service details
1964								
- A -								
	6	223	PCH-C	F/M/2	A70.2	A70.1	★C4AP 7000-V	C4AP 7003-V
	6	223	PCU-B	FX	A70.3	A70.2	★C4AP 7000-AA	Service details
	6	223	PCV-D,D1	C4	A70.4	A70.4	★C4AP 7000-Y	C4AP 7003-Y

▲ When basic 7003 is specified order the related 7902 converter assy., if required

TRANSMISSION APPLICATION CHART

MODEL	ENGINE		TRANSMISSION		PARTS LIST	ILLUS. SECTION	PART NUMBER	▲ REPLACED BY
	CYL.	C.I.D.	IDENT.	TYPE				
- A -								
1964 - continued								
Column shift	8	289	PCT-G	FX	A70.3	A70.2	*C4AP 7000-K	C4AP 7003-K
Console shift	8	289	PCT-H	FX	A70.3	A70.2	*C4AP 7000-L	C4AP 7003-L
Column shift	8	289	PCW-V,V1	C4	A70.4	A70.4	*C4AP 7000-Z	C4AP 7003-L
Column shift	8	352	PCD-P	FX	A70.3	A70.2	*C4AP 7000-S	C4AP 7003-AF
Console shift	8	352	PCD-R	FX	A70.3	A70.2	*C4AP 7000-AG	C4AP 7003-AG
Column shift	8	390 exc. P/C	PCE-AU, AU1	MX	A70.3	A70.2	*C4AP 7000-AB	Service details
Console shift	8	390 exc. P/C	PCE-AV, AV1	MX	A70.3	A70.2	*C4AP 7000-AC	C4AP 7003-AC
Column shift	8	390 P/C	PCE-AW, AW1	MX	A70.3	A70.2	*C4AP 7000-AD	C4AP 7003-AD
Console shift	8	390 P/C	PCE-AY, AY1	MX	A70.3	A70.2	*C4AP 7000-AE	Service details
- B -								
	6	200	PCY-A, B	F/M/2	A70.2	A70.1	*C4OP 7000-C	C4OP 7003-C
	8	260	PCP-H, L, L1	F/M/2	A70.2	A70.1	*C4OP 7000-E	C4OP 7003-E
	8	260	PCW-U	C4	A70.4	A70.4	*C4OP 7000-F	Service details
	8	289-2V	PCW-W, W1	C4	A70.4	A70.4	*C4OP 7000-G	C4OP 7003-G
	8	289-4V Special	PCW-AB	C4	A70.4	A70.4	*C4OP 7000-H	Service details
- S -								
	8	390-4V	PCE-AT, AT1	MX	A70.3	A70.2	*C4SP 7000-D	C4SP 7003-D
	8	390-6V	PCE-R, AC	MX	A70.3	A70.2	*C3SP 7000-B, D	Service details
- X -								
	6	144	PCL-J	F/M/2	A70.2	A70.1	*C4DP 7000-F	C4DP 7003-F
	6	170	PCM-M, S, S1	F/M/2	A70.2	A70.1	*C4DP 7000-H	C4DP 7003-H
	6	200	PCY-C, E	F/M/2	A70.2	A70.1	*C4GP 7000-E	C4GP 7003-J
	6	260	PCP-J, J1, M	F/M/2	A70.2	A70.1	*C4DP 7000-G	C4DP 7003-G

▲ When basic 7003 is specified order the related 7902 converter assy., if required

YEAR	MODEL	ENGINE		PART NUMBER	QTY. PER UNIT	PART NAME AND DESCRIPTION
		CYL.	C.I.D.			
				7000-7003		TRANSMISSION ASSEMBLY - Refer to Application Chart
				7A003		SPRING-FRONT BAND SERVO RETRACTING-Application is by Identification and Description
60/64	A, B, X	6&8	All exc. 292,352	C2OZ 7A003-A	1	3 1/8" long-10 1/4 coils-#Dark Blue-paint stripe
				C2OZ 7A003-B	1	3 1/8" long-10 3/4 coils-#Light Blue-paint stripe
				C1DP 7A003-A	1	3 3/16" long-9 3/4 coils-#Orange-paint stripe
				B9AZ 7A003-C	1	3 5/16" long-8 3/4 coils-#Yellow-paint stripe
				C1AP 7A003-A	1	3 5/16" long-9 3/4 coils-#Green-paint stripe
				C3OZ 7A003-B	1	3 5/16" long-10 3/4 coils-#Pink-paint stripe
				7005		CASE ASSEMBLY
60/61	A (w/o *Vac. T. V.)	6	223	C1AZ 7005-D	1	Includes (1) C3AZ 7D273-A connector
60/64	A (with *Vac. T. V.)	6	223	C1AZ 7005-N	1	Includes (1) C3AZ 7D273-A connector
60/64	A	8	352	C3AZ 7005-H	1	
60/61	A (w/o *Vac. T. V.)	8	292	C1AZ 7005-E	1	Includes (1) C3AZ 7D273-A connector
61/62	A (with *Vac. T. V.)	8	292	C1AP 7005-R	1	
				C1AZ 7005-R	1	Includes (1) C3AZ 7D273-A connector
63	A	8	260,289	C3OZ 7005-F	1	Includes-(1) 43496-S bolt (1) 372987-S nut (1) C3AZ 7D273-A connector
62/63	B, X	8	All			
60/62	B, X	6	All	C1DZ 7005-D	1	
63/64	B, X	6	170,200	C4OZ 7005-B	1	Manual linkage hole must be plugged with 371445-S screw
64	B, X	8	All	C4OZ 7005-A	1	Manual linkage hole must be plugged with 3/8"-16 x 1/2" screw or plug
63/64	X	6	144	C4DZ 7005-A	1	C2OZ 7A816-A must be installed over converter breathing hole
60/64	A	6	All	20546-S(B114)	4	Bolt-7/16"-14 x 2 1/2"(case to engine)
				34808-S(X67)	4	Washer-7/16"
60/64	A, B, X	6&8	All	20534-S(B90)	AR	Bolt-3/8"-16 x 2 1/4"(case to engine)
				34807-S7(X66)	AR	Lockwasher-3/8"
60/61	A, X	6&8	All	87708-S(P14)	1	Plug-pipe-1/8"-27 headless socket (front servo to case)
60/64	A, B, X	6&8	All	357916-S(PP35)	1	Plug-1/8"-27 x 3/8" hex.hd. (oil pump pressure)
62/64	B	6	All	20540-S(B92)	AR	Bolt-3/8"-16 x 2 3/8"(case to engine)
60/64	A, B, X	6&8	All	B9AZ 7A006-A	1	SPRING-FRONT OIL PUMP BALL PRESSURE
				353081-S(AA10)	1	Ball-5/16" dia. (used as front oil pump pressure check)
				7A008		PLATE-MAIN CONTROL VALVE BODY SEPARATING
60/61	A	8	352	B9AZ 7A008-B	1	Use w/o vacuum throttle valve
60	A	"Before 4/1/60"	6&8 223,292			
60/61	A	"From 4/1/60"	6&8 223,292	C0DP 7A008-A	1	Use w/o vacuum throttle valve
60/61	X		6 144			
61/62	A	"Before 11/27/61"	8 292	C1AP 7A008-C	1	Use w/ *Vac. T. V.
62	A	"From 11/27/61"	8 292	C2AZ 7A008-C	1	Use w/ *Vac. T. V.
63	A		8 289	C3AZ 7A008-C	1	
63	A		6&8 223,260	C3AZ 7A008-A	1	
63/64	B, X	"Before 11/7/68"	6 All		1	
64	A		6 223	C4DZ 7A008-A	1	
64	B, X	"From 11/7/63"	6 All		1	
63/64	B, X	"Before 10/15/63"	8 260		1	Use w/ #PCP-J, L models only
62	B		8 All	C2OZ 7A008-A	1	
62	B, X		6 170	C2DZ 7A008-B	1	
64	B, X	"From 10/15/63"	8 260	C4OZ 7A008-C	1	Use w/ #PCP-L1, M models only
				7A011		OIL SEAL-GOVERNOR
60/	A, X		6&8 All	B9AZ 7A011-A	1	1 9/16" I. D. -1 11/16" O. D. -snap ring type
62/64	A, B, X		6&8 All	B9AZ 7A011-B	1	1 9/16" I. D. -1 11/16" O. D. -snap ring type

* Vacuum throttle valve

Identification marking

YEAR	MODEL	ENGINE		PART NUMBER	QTY. PER UNIT	PART NAME AND DESCRIPTION
		CYL.	C.I.D.			
				7A011		OIL SEAL-OUTPUT SHAFT
60/64	A	6&8	All	B9AP 7A011-A	1	1" I.D. -13/16" long-rubber
62/64	B,X	8	All		1	
				372401-S(QQ68)	1	Snap ring-1" I.D. (oil seal retaining)
60/64	B,X	6	All	C0DP 7A011-A	1	15/16" I.D.
				372338-S(QQ64)	1	Snap ring-15/16" I.D. (oil seal retaining)
				7A020		INDICATOR-TRANSMISSION OIL LEVER
60/64	A	6&8	All	C0AA 7A020-D	1	
62/64	B,X	8	All		1	
60/64	B,X	6	All	C1DD 7A020-C	1	
				7B023		KIT-REGULATOR VALVE SPRING- Also refer to Group 7A270
61/62	A	6&8	All	C2AZ 7B023-A	1	Use with *Vac. T.V.
Consists of the following -						
				1-†C0AP 7A270-A		Spring-#Yellow
				1-†C0AP 7A270-B		Spring-#White
				1-†C0AP 7A270-C		Spring-#Blue
60/62	B,X	6&8	All	C2OZ 7B023-A	1	Use with *Vac. T.V.
Consists of the following						
				1-†C0DP 7A270-A		Spring-#1/8" Yellow stripe
				1-†C0DP 7A270-B		Spring-#1/8" White stripe
				1-†C0DP 7A270-C		Spring-#1/8" Blue stripe
				1-†C2OP 7A496-A		Spring-#Yellow stripe
				1-†C2OP 7A496-B		Spring-#White stripe
				1-†C2OP 7A496-C		Spring-#Blue stripe
				7B023		KIT-COMPENSATOR ADJUSTMENT
61/64	A,B,X	6&8	All	C2AZ 7B023-B	1	
Consists of the following						
				1-C3AZ 7D254-A		Pin
				1-C3AZ 7D255-B		Spring
				1-C3AZ 7A271-A		Valve
				1-C3AZ 7B425-A		Spacer
				1-C3AZ 7B432-A		Plate
				1-C1AZ 7A496-A		Spring (comp. valve)
				1-C3AZ 7A496-A		Spring (comp. valve)
				1-378877-S		Screw (No. 10-24 x 7/8")
-I.S. No.1171 Sheet No. 1 & 2						
				7034		VENT ASSEMBLY-Refer to Group 7A246
				7A034		BUSHING-EXTENSION HOUSING
60/64	A	6&8	All	B3TZ 7A034-A	1	1 1/2" I.D. -1 5/8" O.D. -1 1/2" long
62/64	B,X	6	200		1	
60/64	B,X	6	144,170	C0DP 7A034-B	1	1 3/8" I.D. -1 1/2" O.D.
				7A039		HOUSING-EXTENSION
60/64	A	6&8	All	C2AZ 7A039-A	1	
62/64	B	6&8	All	C2OZ 7A039-C	1	
60/64	X	6	All	C1DP 7A039-B	1	When used prior to 2/15/60 cantilever mountings are required
63/64	X	8	All	C3OZ 7A039-C	1	
60/64	A,B,X	6&8	All	20408-S(B81)	AR	Bolt-3/8"-16 x 1 1/8" hex.hd. (extension to case)
				373162-S(BB563A)	1	Bolt & washer assy. -3/8"-16 x 1 1/8"
60/64	A,B,X	6&8	All	351487-S(XX291)	AR	Lockwasher-3/8" external tooth
				34847-S(X74)	AR	Lockwasher-3/8"
60/64	X	6&8	All	359266-S(BB157)	AR	Bolt-3/8"-16 x 1 1/4" hex. hd.
				373889-S(BB429)	1	Bolt-knurled-3/8"-16 x 1 1/4" hex. hd.
				7A048		SHAFT and CARRIER ASSEMBLY-OUTPUT
60/62	A	6&8	All	C1AP 7A048-B	1	28 splines
63/64	A	6&8	All	C3AZ 7A048-B	1	28 splines
62	B	6&8	All	C2OZ 7A048-A	1	25 splines
63/64	B	6&8	All	C3OZ 7A048-B	1	25 splines
63/64	X	6&8	200,260		1	
63	X	6	144,170	C3DZ 7A048-B	1	25 splines-6 tooth speedometer gear rolled on shaft
64	X	6	144,170	C4DZ 7A048-B	1	25 splines-7 tooth speedometer gear rolled on shaft

* Vacuum Throttle Valve

‡ Identification Marking

† Springs are optional in pairs of like colors only. Do not use a different color combination in any one kit

YEAR	MODEL	ENGINE		PART NUMBER	QTY. PER UNIT	PART NAME AND DESCRIPTION
		CYL.	C.I.D.			
63/64	A	6&8	All	7A048 C3AZ 7A048-A	1	KIT-OUTPUT SHAFT and SUN GEAR
Consists of the following						
		1-C3AZ	7A048-B	Output shaft	1-C3AZ	7B368-A Thrust washer
		1-C3AZ	7A348-A	Sun gear	1-C3AZ	7C377-A retainer
63/64	B	6&8	All	C3OZ 7A048-A	1	
Consists of the following						
		1-C3OZ	7A048-B	Output shaft	1-C3AZ	7B368-A Thrust washer
		1-C3AZ	7A348-A	Sun gear	1-C3AZ	7C377-A Retainer
60/64	A,B	6&8	All	7052 C2AZ 7052-A	1	OIL SEAL-EXTENSION HOUSING
61/64	X	6&8	200,260		1	1 5/8" flange O.D.-1 1/2" I.D.-1 5/8" long
60/64	X	6	144,170	C1DP 7052-A	1	2 1/2" flange O.D.-1 3/8" I.D.-1 1/4" long
				7C053		GOVERNOR ASSEMBLY
60/61	A,X	6&8	All	B9AZ 7C053-A	1	Use w/o *Vac. T.V.
61/64	A,B,X	6&8	All	CIAP 7C053-B	1	Use w/ *Vac. T.V.
60/64	A,B,X	6&8	All	353351-S(AA9)	1	Ball-1/4" dia. (governor to output shaft)
				7C056		REINFORCEMENT-LOWER VALVE BODY- Refer to Group 77717
60	X	6	144	B7A 7059-A	1	SNAP RING-SPEEDOMETER DRIVING GEAR TO SHAFT
60/64	A,B,X	6&8	All	B9AZ 7C062-A	1	SEAT-OIL PRESSURE REGULATOR VALVE SPRING
60/64	A,B,X	6&8	All	C3AZ 7B067-A	1	HUB-CLUTCH-4 5/16" O.D.-51 external spline- 31 internal spline-1 3/16" wide
60/64	A,B,X	6&8	All	B9A 7086-A	1	GASKET-EXTENSION HOUSING
61/64	A,B,X	6&8	All	C1AZ 7A093-A	1	SLIPPER-FRONT OIL PUMP ROTOR - Reconditioner only
60/64	A,B,X	6&8	All	B9AZ 7C096-A	1	WASHER-REAR BRAKE DRUM THRUST
60/64	A,B,X	6&8	All	CODP 7A097-A	1	CLIP-OIL SCREEN RETAINING
60/64	A,B,X	6&8	All	CODP 7A098-A	1	SCREEN ASSEMBLY-OIL PAN
				7A100		MAIN CONTROL-VALVE BODY ASSEMBLY
60/61	A	6	223	CIAP 7A100-L	1	Use w/o *Vac. T.V.-#55,#80
61/63	A	6	223	C3AZ 7A100-Z	1	Use w/ *Vac. T.V.-#89,#95,#106,#114 & #119
63	A	8	260,352		1	#114 or #119
63	B	6&8	All		1	#89,#95,#106,#114 & #119
63	X	6&8	170,260		1	#119
64	B	8	221		1	
60/61	A	8	352-2V	C0AP 7A100-AA	1	Use w/o *Vac. T.V.-#86
60/61	A	8	292	C0AP 7A100-Z	1	Use w/o *Vac. T.V.-#85
61/62	A	8	292	C2AZ 7A100-N	1	Use w/ *Vac. T.V.-#90,#105,#107
61/62	A	8	352-2V	*C2AZ 7A100-F	1	Use w/ *Vac. T.V.-#91
63	A	8	289	C3AZ 7A100-S	1	#116,#120
64	A	6	223	C4AZ 7A100-C	1	#127
62	B	6	170	C2DZ 7A100-F	1	#101,#110
61/62	X	6	170		1	Use w/ *Vac. T.V.-#99,#101,#110
62	B	8	All	C2OZ 7A100-C	1	#102,#111
61/62	X	6	144		1	Use w/ *Vac. T.V.-#92,#98,#102,#109,#111
64	B,X	6	200	C4OZ 7A100-C	1	#124
64	B,X	8	260	C4OZ 7A100-D	1	#123
				C4OZ 7A100-E	1	#125
60/61	X	6	144	CODP 7A100-E	1	Use w/o *Vac. T.V.-#63
61	X	6	170	C1DP 7A100-A	1	Use w/o *Vac. T.V.-#72
63/64	X	6	144	C3DZ 7A100-B	1	#113,#118
63	X	6	260		1	

* Vacuum Throttle Valve

Identification Marking

YEAR	MODEL	ENGINE		PART NUMBER	QTY.	PART NAME AND DESCRIPTION
		CYL.	C.I.D.			
				7A100		MAIN CONTROL-VALVE BODY ASSEMBLY-continued
64	X	6	170	C4DZ 7A100-B	1	#122
60/64	A,B,X	6&8	All	20384-S8(B43)	2	Bolt-1/4"-20 x 1" (upper body to lower body)
				370386-S(BB126)	2	Bolt-1/4"-20 x 1 1/4" (upper body to lower body)
				357913-S(BB127)	6	Bolt-1/4"-20 x 1 5/8" (main control to case)
				34805-S(X62)	AR	Lockwasher-1/4"
				352879-S8(BB528)	1	Screw-No.10-24-1/2" (throttle valve stop to body)
				34803-S7(X60)	AR	Lockwasher-No.10
				7A103		PUMP ASSEMBLY-FRONT OIL-Also refer to Groups 7C222 & 7C223
60/62	A,B,X	6&8	All	C2AZ 7A103-A	1	
63/64	A,B,X	6&8	All	C4AZ 7A103-C	1	
60/64	A,B,X	6&8	All	372590-S(BB581)	7	Bolt-5/16"-18 x 1 1/8" (pump to case)
60/64	A,B,X	6&8	All	B9AZ 7A115-A	1	LEVER ASSEMBLY-MANUAL CONTROL VALVE DETENT
				33798-S(M62)	1	Nut-5/16"-24 (lever to 7A256 lever)
				34806-S7(X64)	1	Lockwasher-5/16"
60/64	A,B,X	6&8	All	B9AZ 7A117-A	1	LEVER ASSEMBLY-PARKING PAWL TOGGLE OPERATING
60/64	A,B,X	6&8	All	B9AZ 7A127-A	1	VALVE-MAIN CONTROL REAR PUMP CHECK- Includes-(1) valve, (1) clip, (1) 373216-S ball
				376861-S(AA16)	1	Ball-17/32" dia. -nylon
				7A135		VALVE ASSEMBLY-MAIN CONTROL REGULATOR
60/61	A,X	6&8	All	B9AP 7A135-A	1	Use w/o *Vac. T.V.
61/64	A,B,X	6&8	All	C2OZ 7A135-A	1	Use w/ *Vac. T.V.
60/64	A,B,X	6&8	All	C0DP 7A136-A	1	GASKET-FRONT OIL PUMP TO CASE
				7A146		ROTOR-FRONT OIL PUMP
61/62	A,B,X	6&8	All	C1AZ 7A146-A	1	No oil pick up notches-Reconditioner only
63/64	A,B,X	6&8	All	C3AZ 7A146-C	1	With oil pick up notches
60/64	A,B,X	6&8	All	C2AZ 7A149-B	1	PUMP ASSEMBLY-REAR OIL
				373564-S(BB562D)	4	Screw & washer assy.-5/16"-18 x 1 7/8" (pump to case)
				34806-S7(X64)	4	Lockwasher-5/16"
60/64	A,B,X	6&8	All	B9AZ 7A152-A	1	COVER-REAR OIL PUMP
				20344-S8(B42)	2	Bolt-1/4"-20 x 3/4" (cover to pump)
				34805-S8(X62)	2	Lockwasher-1/4"
				7153		KIT-GASKET and OIL SEALS-Also refer to Group 7C288
60/64	A,B,X	6&8	All	C3AZ 7153-E	1	

Consists of the following

OIL SEALS

- | | |
|----------------|----------------|
| 2-B9AZ 7A011-B | 1-B9AZ 7B498-A |
| 1-C0DP 7A136-A | 1-C0DP 7A548-A |
| 1-C0AZ 7C169-A | 1-1P 77265-B |
| 1-C2AZ 7C169-B | 1-B9A 77357-A |
| 1-C2AZ 7A248-A | 1-B9A 77357-B |
| 1-B9AZ 7A294-A | 1-B9A 77357-C |
| 2-B9AZ 7A294-B | 1-B9A 77407-A |
| 1-B9AZ 7A294-C | 2-87012-S94 |
| 2-B9AZ 7C328-A | 1-373351-S |

GASKETS

- | |
|----------------|
| 1-B9A 7086-A |
| 1-B9AZ 7A191-B |

GROMMET

- | |
|------------|
| 1-371144-S |
|------------|

BOLT

- | |
|------------|
| 3-372590-S |
|------------|

60/64	A,B,X	6&8	All	B9AZ 7A162-A	1	BAND ASSEMBLY-FRONT
				7A164		PISTON and PIN ASSEMBLY-FRONT SERVO
60/62	A,X	6	All	B9AZ 7A164-B	1	3 1/2" O.D. -4" long shaft
63/64	A,X	6&8	All		1	
62/64	B	6&8	All		1	
60/62	A	8	292	B9AZ 7A164-C	1	3 5/8" O.D. -4" long shaft
60/62	A	8	352	B9AZ 7A164-A	1	4 3/8" O.D. -4" long shaft

*Vacuum Throttle Valve

Identification Marking

7B164

PLATE ASSEMBLY-CLUTCH INTERNAL and
SPLINE

YEAR	MODEL	ENGINE		INTERNAL SPLINE PLATE		EXTERNAL SPLINE PLATE		
		CYL.	C.I.D.	(FRICTION) - 7B164	Qty. Req'd.	(STEEL) - 77573	Qty. Req'd.	
60/63	A	6	223	B9AZ	7B164-A	3	B9A 77573-A	3
64	A	6	223			4		4
63	A	8	260,289			4		4
60/62	A	8	292			4		4
60/61	A	8	352			5		5
62/63	A	8	352			4		4
61/64	B,X	6	170			2		3
63/64	B,X	6	200			3		3
62/63	B	8	221			3		3
62/63	B,X	8	260			4		4
64	B,X	8	260			3		3
60/64	X	6	144			2		2

YEAR	MODEL	ENGINE		PART NUMBER	QTY.	PART NAME AND DESCRIPTION
		CYL.	C.I.D.			
60/64	A, B, X	6&8	All	B9AZ 7A169-A	1	LEVER-REAR BAND SERVO ACTUATING
				7C169		OIL SEAL-PRIMARY SUN GEAR-INTERMEDIATE
60/62	A, B, X	6&8	All	C0AZ 7C169-A	1	1 1/8" O.D.-cast iron-snap ring type
62/64	A, B, X	6&8	All	C2AZ 7C169-B	1	1 1/8" O.D.-cast iron
60/64	A, B, X	6&8	All	B9AZ 7A171-A	1	SHAFT-REAR BAND SERVO ACTUATING LEVER
60/64	A, B, X	6&8	All	B9AZ 7A172-A	1	STRUT-REAR BAND ACTUATING
				7B173		COVER-REAR BAND SERVO
60/64	A, B, X	6&8	All	B9AZ 7B173-A	1	Use w/ column shift
63	A	8	All	C3AZ 7B173-A	1	Use w/ console shift
60/64	A, B, X	6&8	All	20326-S7(B49)	4	Bolt-5/16"-18 x 5/8" (cover to case)
				34806-S7(X64)	4	Lockwasher-5/16"
60/64	A, B, X	6&8	All	B6AZ 7A175-A	1	STRUT-FRONT BAND ANCHOR
60/64	A, B, X	6&8	All	B9AZ 7A175-A	1	ANCHOR-REAR BAND
				C2DZ 6666-A	1	Use cup in anchor hole
60/64	A, B, X	6&8	All	B9AZ 7A176-A	1	BAND ASSEMBLY-REAR
60/64	A, B, X	6&8	All	B9AZ 7A180-A	1	SPRING-PARKING PAWL TORSION
60/64	A, B, X	6&8	All	C4AZ 7A182-A	1	GEAR-CLUTCH SUN
				7190		ROLLER-CONVERTER-Refer to Group 7A813
60/64	A, B, X	6&8	All	B9AZ 7A191-B	1	GASKET-OIL PAN TO CASE
60/64	A, B, X	6&8	All	C1AZ 7A194-B	1	PAN ASSEMBLY-TRANSMISSION OIL
				87708-S(P14)	1	Plug-pipe-1/8"-27 dry seal
				20326-S7(B49)	14	Bolt-5/16"-18 x 5/8" (oil pan to case)
				34806-S7(X64)	14	Lockwasher-5/16"
60/64	A, B, X	6&8	All	B9AP 7A202-A	1	VALVE-MAIN CONTROL FRONT PUMP CHECK
				7A205		SPRING-MAIN CONTROL FRONT PUMP CHECK
						VALVE
60/62	A, B, X	6&8	All	B9AP 7A205-A	1	11/16" free length-tapered
62/64	A, B, X	6&8	All	C2AZ 7A205-A	1	3/4" free length-tapered
				7C222		KIT-FRONT PUMP OVERHAUL
60/64	A, B, X	6&8	All	C1AZ 7C222-B	1	
Consists of the following						
	1-CODP 7A136-A	Gasket	1-COAP 7B261-A	Bushing	1-1P 77868-A	Seal
	1-C2AZ 7A248-A	Seal	1-B9AZ 7C328-A	Seal	7-372590-S	Screw & Washer
	1-COAP 7B258-A	Bushing				
60/64	A, B, X	6&8	All	B9AZ 7A223-A	2	RETAINER-FRONT OIL PUMP BALL PRESSURE
						SPRING
				7C223		KIT-FRONT PUMP BALL CHECK
60/64	A, B, X	6&8	All	C1AZ 7C223-A	1	
Consists of the following						
	1-B9AZ 7A006-A	Spring	2-B9A 77822-A	Snap ring	2-353081-S	Ball
	2-B9AZ 7A223-A	Retainer	1-B9A 77824-A	Spring		

YEAR	MODEL	ENGINE		PART NUMBER	QTY.	PART NAME AND DESCRIPTION
		CYL.	C.I.D.			
				7A228		TUBE ASSEMBLY-OIL FILLER
60/62	A	6&8	All	C1AA 7A228-B	1	
63/64	A	6	All		1	
63	A	8	All	C3AZ 7A228-A	1	
63/64	B,X	8	All		1	
60/64	B,X	6	All	C2OA 7A228-C	1	
62	B	8	All	C2OZ 7A228-A	1	
				7A229		CLAMP-OIL FILLER TUBE
60/64	A	6	All	C1AA 7A229-C	1	
60/64	A	8	All	C1AA 7A229-A	1	
60/64	A,B,X	6&8	All	B9AZ 7A240-A	174	NEEDLE BEARINGS-SHORT PLANET GEAR
				7A242		WASHER-PLANET GEAR THRUST
60/64	A,B,X	6&8	All	B9AZ 7A242-A	6	Use w/ long planet gear
				B9AZ 7A242-B	6	Use w/ short planet gear
				7A246		TUBE-TRANSMISSION BREATHER
60/64	A	6&8	All	*C1AP 7A246-A	AR	Dealer improvise from 5/16" dia. tubing
62/64	B	8	All	C2OZ 7A246-A	1	
60	X	6	All	C0DP 7034-A	1	
61/64	X	6&8	All	C1DP 7A246-A	1	
60/64	A,B,X	6&8	All	C2AZ 7A248-A	1	OIL SEAL-FRONT OIL PUMP-2 3/4" O.D. - 2" I.D. -3/8" thick
60/64	A,B,X	6&8	All	*C3DP 7A254-A	AR	TUBE-OIL COOLER BYPASS-Dealer improvise from 8C 2269-A bulk tubing
60/64	A,B,X	6&8	All	C3AZ 7D254-A	1	PIN-COMPENSATOR VALVE SPRING
				7D255		ADJUSTMENT-Also serviced in 7B023 kit SPRING-COMPENSATOR SPRING ADJUSTING- Also serviced in 7B023 kit
63/64	A,B,X	6&8	All	C3AZ 7D255-A	AR	7 coils
				C3AZ 7D255-B	AR	6 coils-includes (1) 378877-S screw
				7A256		LEVER ASSEMBLY-MANUAL CONTROL
60/64	A,B	6&8	All	B9AZ 7A256-A	1	
60/64	X	6&8	All	C0DP 7A256-A	1	
60/64	A,B,X	6&8	All	C0AP 7B256-A	1	BUSHING-OUTPUT SHAFT-1 1/4" O.D. -1" I.D. - 3/8" wide
60/64	A,B,X	6&8	All	C0AP 7B257-A	1	BUSHING-REAR BRAKE DRUM SUPPORT- 2 1/2" O.D. -2 3/8" I.D. -15/16" long
60/64	A,B,X	6&8	All	C0AP 7B258-A	1	BUSHING-FRONT OIL PUMP-2 1/8" O.D. - 2" I.D. -1/2" long
				7A259		LEVER ASSEMBLY-KICKDOWN CONTROL- OUTER
60/61	A	6&8	All	*B9AZ 7A259-A	1	Use w/o *Vac. T.V. -not replaced
61/64	A	6&8	All	C1AZ 7A259-A	1	Use w/ *Vac. T.V.
62/64	B	6	All	C2OZ 7A259-C	1	
62/64	B,X	8	All	C2OZ 7A259-A	1	
60/61	X	6	All	*C0DP 7A259-C	1	Use w/o *Vac. T.V. - not replaced
61/64	X	6	All	C1DP 7A259-C	1	Use w/ *Vac. T.V.
60/64	A,B,X	6&8	All	33798-S8(M62)	1	Nut-5/16"-24 (lever to 77283 inner lever)
				34806-S(X64)	1	Lockwasher-5/16"
60/64	A,B,X	6&8	All	C0AP 7B260-A	1	BUSHING-REAR OIL PUMP BODY-2" O.D. - 1 7/8" I.D. -7/8" long
60/64	A,B,X	6&8	All	C2OZ 7A261-A	1	SPRING-MANUAL CONTROL VALVE DETENT LEVER-1" long-4 coils
60/64	A,B,X	6&8	All	C0AP 7B261-A	1	BUSHING-CONVERTER STATOR SUPPORT- 1 3/16" O.D. -1" I.D. -1" long

* Vacuum throttle valve

YEAR	MODEL	ENGINE		PART NUMBER	QTY.	PART NAME AND DESCRIPTION
		CYL.	C.I.D.			
				7A262		PISTON-CLUTCH
60/62	A	8	352	C0AP 7A262-C	1	#C0AP 7A258-C
60/63	A	6	All	C0AP 7A262-A	1	#C0AP 7A258-A
62/64	B,X	6&8	200,221		1	
64	B,X	8	260		1	
64	A	6	All	C0AP 7A262-B	1	#C0AP 7A258-B
60/64	A	8	All exc		1	
			352			
62/64	B,X	8	260		1	
61/64	B,X	6	170	C1DP 7A262-A	1	#C1DP 7A258-A
60/64	X	6	144	C0DP 7A262-A	1	#C0DP 7A258-A
60/64	A,B,X	6&8	All	87074-S94(T7)	1	"O" ring seal-2 5/8" O.D. (clutch piston)
				373351-S(KK47)	1	"O" ring seal-2 7/8" O.D. (clutch piston)
60/64	A,B,X	6&8	All	B9AZ 7A266-A	1	PISTON-REAR BAND SERVO
				7A270		SPRING-OIL PRESSURE REGULATOR VALVE- Also refer to Group 7B023
63/64	A,B,X	6&8	All	C3AZ 7A270-A	1	3 7/8" long-15 coils
63/64	A,B,X	6&8	All	C3AZ 7A271-A	1	VALVE-OIL PRESSURE REGULATOR COMPENSATOR ADJUSTMENT
60/64	A,B,X	6&8	All	C0AP 7A272-A	1	SPRING-CLUTCH PISTON
63/64	A,B,X	6&8	All	C3AZ 7D273-A	1	CONNECTOR ASSEMBLY-OIL TUBE
				370865-S9(KK93)	1	Seal-1/2" O.D.
63/64	A,B,X	6&8	All	C3AZ 7D274-A	1	PLUG ASSEMBLY-FRONT PUMP PRESSURE
				370865-S(KK43)	1	Seal-1/2" O.D.
60/64	A,B,X	6&8	All	C4DZ 7D285-A	1	SEAL-OIL TUBE FILLER
60/64	A	6&8	All	B9AZ 7C288-A	1	KIT - GASKET and SEAL
	Consists of the following					
	1-B9A 7086-A Gasket		1-1P 77265-B	"O" ring		1-B9A 77357-B Seal
	1-C0DD 7A136-A Gasket		1-B9A 77288-A	Seal assy.		1-B9A 77357-C Seal
	1-B9AZ 7A191-A Gasket		1-B9A 77357-A	Seal		1-B9A 77407-A Seal
				7A294		OIL SEAL-FRONT BAND SERVO PISTON
60/62	A,X	6	All	B9AZ 7A294-C	1	3 1/8" O.D.-2 5/8" I.D.
62	B	6&8	All		1	
63/64	A,B,X	6	All		1	
60/62	A	8	292	B9AZ 7A294-B	1	3 11/16" O.D.-3 1/4" I.D.
63/64	A,B,X	8	All		1	
60/62	A	8	352	B9AZ 7A294-A	1	4 3/8" O.D.-3 15/16" I.D.
60/64	A,B,X	6&8	All	B9AZ 7A294-B	1	OIL SEAL-REAR BAND SERVO PISTON- 3 11/16" O.D.-3 1/4" I.D.
60/64	A,B,X	6&8	All	B9AZ 7C328-A	2	OIL SEAL-CLUTCH CYLINDER-2 3/8" O.D.
				7A348		GEAR and SHAFT ASSEMBLY-INPUT and PRIMARY SUN
60/62	A,B,X	6&8	All	C2AZ 7A348-B	1	
63/64	A,B,X	6&8	All	C3AZ 7A348-A	1	
60/64	A,B,X	6&8	All	B9AZ 7A360-A	1	CYLINDER-CLUTCH
60/64	A,B,X	6&8	All	C3AZ 7B368-A	1	WASHER-OUTPUT SHAFT REAR THRUST
61/64	A,B,X	6&8	All	C1AZ 7A377-B	1	DIAPHRAGM ASSEMBLY-VACUUM THROTTLE VALVE
				7C377		RETAINER-PLANET GEAR SHAFT-Refer to Group 77183
61/64	A,B,X	6&8	All	C2AZ 7A380-B	1	ROD-VACUUM THROTTLE VALVE
62/64	A,B,X	6&8	All	C2OZ 7C389-A	1	VALVE-MAIN CONTROL MANUAL
60/64	A,B,X	6&8	All	B9AZ 7B423-A	1	SPRING-THROTTLE CONTROL LEVER
63/64	A,B,X	6&8	All	C3AZ 7B425-A	1	SPACER-OIL PRESSURE COMPENSATOR VALVE
61/64	A,B,X	6&8	All	C1AP 7B426-A	1	GASKET-THROTTLE CONTROL VALVE DIAPHRAGM
61/64	A,B,X	6&8	All	C1AP 7B428-B	1	RETAINER-THROTTLE PRESSURE BOOSTER VALVE PLUG

Identification marking

YEAR	MODEL	ENGINE		PART NUMBER	QTY.	PART NAME AND DESCRIPTION
		CYL.	C.I.D.			
61/64	A,B,X	6&8	All	C1AP 7B429-B	1	PLATE ASSEMBLY-MAIN CONTROL UPPER VALVE BODY
				7B432		PLATE-MAIN CONTROL LOWER VALVE BODY-RIGHT FRONT
61/63	A,B,X	6&8	All	C1AP 7B432-A	1	Use w/o adjustable compensator feature
63/64	A,B,X	6&8	All	C3AZ 7B432-A	1	Use w/ adjustable compensator feature
61/64	A,B,X	6&8	All	374067-S(BB637D)	AR	Screw-No.10-24 x 7/16" (plate to valve body)
				34803-S(X60)	AR	Lockwasher-No.10
61/64	A,B,X	6&8	All	C1AP 7B434-B	1	REINFORCEMENT-UPPER VALVE BODY-LEFT REAR
63/64	A,B,X	6&8	All	B9AZ 7A435-B	1	CLIP-LOWER VALVE BODY
60/64	A,B,X	6&8	All	B9AZ 7A441-A	1	PAWL-PARKING
60/64	A,B,X	6&8	All	B9AZ 7A442-A	5	SLIPPER-REAR OIL PUMP
60/64	A,B,X	6&8	All	B9AZ 7A478-A	1	RETAINER-OIL PRESSURE REGULATOR VALVE
63/64	A,B,X	6&8	All	C3AZ 7A496-A	1	SPRING-COMPENSATOR VALVE-1 11/16" long-9 1/2 coils
60/64	A,B,X	6&8	All	C0AP 7A497-A	1	ROTOR-REAR OIL PUMP
				7A498		SPRING-FRONT OIL PUMP SLIPPER
60	A,X	6&8	All	B9AZ 7A498-A	7	3/4" long-9 coils-use with slipper spring pockets in pump rotor
60/64	A,B,X	6&8	All	C0AP 7A498-A	7	5/8" long-9 coils-use with pump rotors without slipper spring pockets
60/64	A,B,X	6&8	All	B9AZ 7B498-A	1	OIL SEAL-MANUAL CONTROL LEVER
				7A499		SPRING-REAR OIL PUMP SLIPPER
60	A,X	6&8	All	B9AZ 7A499-A	7	7/16" long-12 coils-use with slipper spring pockets in pump rotor
60/64	A,B,X	6&8	All	C0AP 7A499-A	7	9/16" long-9 1/2 coils-use with pump rotors without slipper spring pockets
60/64	A,B,X	6&8	All	B9AZ 7A527-A	1	RETAINER-CLUTCH PISTON SPRING
				7A533		WASHER-CLUTCH CYLINDER THRUST-Selective fit
60/64	A,B,X	6&8	All	B9AZ 7A533-A	AR	3 3/8" O.D. -.065" thick
				B9AZ 7A533-B	AR	.075" thick
				B9AZ 7A533-C	AR	.084" thick
				B9AZ 7A533-D	AR	.093" thick
60/64	A,B,X	6&8	All	C0DP 7A548-A	1	OIL SEAL-CLUTCH PISTON-4 7/8" O.D.-4 3/8" I.D.
				7A813		ROLLER-CONVERTER STATOR CLUTCH -
60/64	A,B,X	6&8	All	C4AZ 7190-B	AR	Reconditioner only
				7A814		SPRING - CONVERTER STATOR CLUTCH -
60/	A,B,X	6&8	All	B9AZ 7A814-A	AR	Reconditioner only
62/64	B	6	All	C2OZ 7A816-A	1	COVER-CONVERTER HOUSING AIR INTAKE-Includes-(2) 373302-S screws
				7902		CONVERTER ASSEMBLY
60/62	A	6&8	223,292	B9AZ 7902-A	1	#C or #S-includes (1) C3AZ 7A146-C and B9AZ 7A146-A, (7) C0AP 7A498-A springs and I.S. No.1010
63/64	A	6	223	C3AZ 7902-C	1	#K
63	A	8	260,289	▲C3AZ 7902-H	1	#J - includes (1)C3AZ 7A146-C & I.S. No.1010
62	B	8	All		1	
63	B	8	221		1	
60/62	A	8	352	C3AZ 7902-J	1	#E or #L - includes (1) C3AZ 7A146-C and B9AZ 7A146-A & I.S. No.1010
62/64	B	6	All	▲C3OZ 7902-H	1	#H - includes (1) C3AZ 7A146-C & I.S. No.1010
64	X	6	200		1	
63/64	B	8	260	C3AZ 7902-A	1	
60/64	X	6	144,170	▲C3DZ 7902-B	1	Includes (1) C3AZ 7A146-C and B9AZ 7A146-A, (7) C0AP 7A498-A and I.S. No.1010

Identification marking

▲ Includes (4) 378941-S locknuts on converter studs

YEAR	MODEL	ENGINE		PART NUMBER	QTY.	PART NAME AND DESCRIPTION
		CYL.	C.I.D.			
60/64	A	8	All	7902		CONVERTER ASSEMBLY-continued
				B 11382	3	Bolt-3/8"-24 x 11/16" (converter tabs to flywheel)
				370444-S(XX135)	3	Washer-3/8"
				34370-S8(M99)	AR	Nut-lock-3/8"-24 (converter to flywheel)
60/64	A,B,X	6&8	All	356403-S(XX126)	AR	Washer-3/8"
				357916-S(PP35)	2	Plug-pipe-1/8"-27 dryseal (converter drain)
63/64	A	6	All	7908		IMPELLER-CONVERTER
				C3AZ 7908-B	1	Reconditioner only
63/64	B,X	6	All	C3OZ 7908-A	1	Reconditioner only
60/64	A,B,X	6&8	All	B9AZ 7915-A	1	HUB-CONVERTER IMPELLER-Reconditioner only
60/64	A,B,X	6&8	All	C2AZ 7926-A	1	HUB-CONVERTER TURBINE-Reconditioner only
63/64	A	6	All	7932		STATOR ASSEMBLY-CONVERTER
				C2AZ 7932-B	1	Reconditioner only
64	B	8	260	C3AZ 7932-A	1	Reconditioner only
60/64	B,X	6	All	C0DP 7932-A	1	Reconditioner only
60/64	A,B,X	6&8	All	7937		WASHER-CONVERTER STATOR FRONT and REAR THRUST
				C5AZ 7937-A	AR	#C5AP 7937-A -Reconditioner only
				C5AZ 7937-B	AR	#C5AP 7937-B -Reconditioner only
				C5AZ 7937-D	AR	#C5AP 7937-B
60/64	A,B,X	6&8	All	7937		WASHER-TURBINE TO COVER FRONT THRUST-Reconditioner only
				C5DZ 7937-A	AR	2" I.D. -2 15/16" O.D.
60/64	A,B,X	6&8	All			Selective fit
60/64	A,B,X	6&8	All	B9AZ 7937-A	AR	1 5/16" I.D. -2 3/4" O.D.
				C6AZ 7937-C	AR	.076" thick - #Red
				C6AZ 7937-D	AR	.090" thick - #Yellow
				C6AZ 7937-E	AR	.062" thick - #Black
60/64	A,B,X	6&8	All	1P 7945-A	2	SNAP RING-CONVERTER STATOR RETAINING
60/62	A,B,X	6&8	All	B9AZ 7946-A	1	RACE-CONVERTER STATOR CLUTCH-INNER-Reconditioner only
63/64	A,B,X	6&8	All	C2AZ 7946-A	1	
63/64	A,B,X	6&8	All	C2AZ 7947-C	1	RACE-CONVERTER STATOR CLUTCH-OUTER
60/64	B,X	6	All	C3DZ 7950-A	1	COVER and STARTER RING GEAR ASSEMBLY-CONVERTER - Reconditioner only
64	B,X	8	All	C3OZ 7950-A	1	Reconditioner only
60/64	B,X	6&8	All	C4AZ 7964-A	1	STUD-CONVERTER DRIVE
62	B	6	170	7986		COVER-CONVERTER HOUSING
				C2OA 7986-A	1	
63/64	B	6	170	C3OZ 7986-A	1	
62/64	B,X	8	All	C2OA 7986-B	1	
63	A	8	260			
60/64	X	6	144	C0DD 7986-A	1	
63	X	6	170	C3DZ 7986-A	1	
64	X	6	170	C4DZ 7986-A	1	
60/64	A	6	All	7987		PAN-CONVERTER HOUSING
				B9A 7987-A	1	
60/62	A	8	292	B9A 7987-B	1	
60/62	A	8	352	B9A 7987-C	1	
60/64	A,B,X	6&8	All	B9AP 77067-A	1	WASHER-OUTPUT SHAFT FRONT THRUST-1" I.D. -1 7/8" O.D.
60/64	A,B,X	6&8	All	*B9A 77136-A	1	SNAP RING-GOVERNOR
60/64	A,B,X	6&8	All	B9A 77165-A	1	DRUM ASSEMBLY-REAR BRAKE
60/64	A,B,X	6&8	All	77176		SHAFT-PLANET GEAR
				B9A 77176-A	3	3 5/16" long-1/2" dia.-use w/ long gear
				B9A 77176-B	3	3 5/16" long-5/8" dia.-use w/ short gear

Identification marking

YEAR	MODEL	ENGINE		PART NUMBER	QTY.	PART NAME AND DESCRIPTION
		CYL.	C.I.D.			
				77181		GEAR-PLANET
60/64	A,B,X	6&8	All	B9A 77181-A	3	Long gear-2 1/2" long-1 7/16" O.D.-19 teeth
				B9A 77181-B	3	Short gear-1 3/16" long-2 1/8" O.D.-31 teeth
60/64	A,B,X	6&8	All	B9A 77182-A	3	SPACER-SHORT PLANET GEAR-1 1/8" O.D.-5/8" I.D.-1 5/16" long
				77183		RETAINER-OUTPUT SHAFT and PLANET GEAR ASSEMBLY
60/62	A,B,X	6&8	All	B9A 77183-A	1	
63/64	A,B,X	6&8	All	C3AZ 7C377-A	1	
60/64	A,B,X	6&8	All	27081-S8(U175)	3	Screw-No.10-32 x 1/2" (retainer to case)
60/64	A,B,X	6&8	All	34803-S7(X60)	3	Lockwasher-No.10
60/64	A,B,X	6&8	All	B9A 77185-A	138	NEEDLE BEARING-LONG PLANET GEAR
				77186		SPACER-PLANET GEAR NEEDLE BEARING
60/64	A,B,X	6&8	All	B9A 77186-A	3	9/16" long-use w/ long planet gear
				B9A 77186-B	3	3/16" long-use w/ short planet gear
60/64	A,B,X	6&8	All	1P 77265-B	1	OIL SEAL-THROTTLE CONTROL LEVER
60/64	A,B,X	6&8	All	B9A 77283-A	1	LEVER-THROTTLE CONTROL-INNER
60/64	A,B,X	6&8	All	B9A 77312-A	1	PIN-PARKING PAWL
60/64	A,B,X	6&8	All	B9A 77314-A	1	SPRING-PARKING PAWL TOGGLE RETURN
				77357		SEAL-FRONT SERVO COVER TO CASE
60/62	A	8	292	B9A 77357-B	1	3 11/16" I.D.
60/62	A	8	352	B9A 77357-C	1	4 7/16" I.D.
60/62	A,X	6	All	B9A 77357-A	1	3 1/8" I.D.
63/64	A,B,X	6&8	All		1	
62	B	6&8	All		1	
60/62	A,X	6	All	B9A 77367-C	1	COVER-FRONT BAND SERVO
63/64	A,B,X	6&8	All		1	
62	B	6&8	All		1	
60/64	A,B,X	6&8	All	20326-S7(B49)	AR	Bolt-5/16"-18 x 5/8" (cover to case)
				34806-S7(X64)	AR	Lockwasher-5/16"
60/64	A,B,X	6&8	All	B9A 77380-A	1	ADJUSTER-FRONT BAND
				371569-S(MM53)	1	Nut-1/2"-16 (adjuster stop)
60/64	A,B,X	6&8	All	B9A 77407-A	1	SEAL-REAR SERVO COVER TO CASE
60/64	A,B,X	6&8	All	B9A 77408-A	1	GUIDE-REAR BAND SERVO PISTON ROD
60/64	A,B,X	6&8	All	B9A 77409-A	1	ROD-REAR BAND SERVO PISTON
60/64	A,B,X	6&8	All	B9A 77415-A	1	SPRING-REAR BAND SERVO PISTON
60/64	A,B,X	6&8	All	B9A 77417-A	1	SNAP RING-REAR BAND SERVO PISTON RETAINING
60/64	A,B,X	6&8	All	B9A 77418-A	1	SEAT-REAR BAND SERVO PISTON
				33925-S7(M33)	2	Nut-3/8"-24
60/64	A,B,X	6&8	All	B9A 77503-A	1	BEARING ASSEMBLY-PRIMARY SUN GEAR FRONT
60/64	A,B,X	6&8	All	B9A 77504-A	1	RACE-PRIMARY SUN GEAR FRONT BEARING ASSEMBLY
60/64	A,B,X	6&8	All	B9A 77523-A	1	SNAP RING-CLUTCH PLATE ASSEMBLY RETAINING
60/64	A,B,X	6&8	All	B9A 77567-A	1	SNAP RING-CLUTCH PISTON SPRING RETAINER
				77573		PLATE ASSEMBLY-CLUTCH EXTERNAL SPLINE-Refer to Group 7B164
60/	A,B,X	6&8	All	B9A 77607-A	1	PLUNGER-MANUAL VALVE DETENT LEVER
60/61	A,X	6&8	All	B9A 77631-A	1	FITTING-OIL FILLER TUBE
				77717		PLATE-MAIN CONTROL LOWER VALVE BODY
60/61	A,X	6&8	All	*B9A 77717-A	1	Left front-use w/o *Vac. T.V.
61/64	A,B,X	6&8	All	C1AP 7C056-A	1	Left front-use w/ *Vac. T.V.
60/61	A,X	6&8	All	*B9A 77717-B	1	Left rear
60/64	A,B,X	6&8	All	B9A 77750-A	1	PLATE-MAIN CONTROL LOWER VALVE BODY-Right rear
60/64	A,B,X	6&8	All	B9A 77822-A	2	SNAP RING-FRONT OIL PUMP BALL
60/64	A,B,X	6&8	All	B9A 77824-A	1	SPRING-FRONT OIL PUMP CHECK VALVE
60/64	A,B,X	6&8	All	1P 77868-A	2	OIL SEAL-FRONT OIL PUMP CHECK VALVE

* Vacuum throttle valve

YEAR	MODEL	ENGINE		QUANTITY			PART NUMBER	PART NAME and DESCRIPTION	
		CYL.	C.I.D.	FM	FX	MX			
							7A003	SPRING - FRONT BAND SERVO PISTON RETRACTING	
60/	A, S	6&8	All	1	1	1	B5AZ 7A003-A	Approx. 2" long-7/8" O.D.	
							7005	CASE ASSEMBLY	
60	A	6	All	1			CITZ 7005-B	Includes I.S. #971, -breather tube hole is tapped	
				1			CITZ 7005-C	Includes I.S. #971-breather tube hole is tapped	
				1			CITZ 7005-D	Includes I.S. #971 & #2014, (1)C5AZ7A246-A breather tube, (1) C5AP 7B493-A clip-breather tube is not tapped	
60/	A	6&8	All		1		B8AZ 7005-E	Includes (1) 1P77308-A pin, (1) C3AZ 7A119-A pin, (2) 92039-S drive screws, (1) I.S. #1035, (1) I.S. #971, (1) I.S. #2014, (1) C5AZ 7A246-A tube, (1) C5AP 7B439-A clip (breather hole not tapped for tube)	
60/	A, S	6&8	All exc. 430			1	B8AZ 7005-F	Includes (1) 1P77308-A pin (1) C3AZ 7A119-A pin, (1) 353777-S connector-3/8" x 5/8", (1) 372226-S connector-3/8" x 1/2", (2) 92039-S drive screw, (1) C3AZ 6730-A plug, (1) C2OZ 6734-A washer, (1) I.S. #971 & #1035	
60	S	8	430			1	★COMP 7005-R	Not replaced	
60/	A, S	6&8	All	AR	AR	AR	AR	87650-S(P12)	Plug-1/8"-27 x 9/16" (to plug servo hole in case)
								87651-S(P12A)	Plug-1/4"-18 x 9/16" (to plug servo hole in case)
								357221-S (PP20C)	Plug-5/16" dia. x 5/16" long (to plug servo hole in case)
								353055-S7(PP29)	Plug-1/4"-18 thd. -extended head-1 3/16" long (case drain)
								357916-S(PP35)	Plug-1/8"-27 dry seal taper thd. -hex. hd. -5/8" long (case drain)
								★358530-S	Plug-11/32" x 5/16"
								★357220-S	Pin-dowel-3/8" x 5/8" (case locating)
								7A008	PLATE - MAIN CONTROL VALVE BODY SEPARATING - Also serviced in 7D239 kit
61/62	A, S	6&8	All		x	x		★ 7A008	Serviced in 7D239 kit only
63/	A	6&8	All		1			C3AZ 7A008-E	
60	A, S	8	All			1		COAP 7A008-A	
61/	A	8	390 P/C			1		C3AZ 7A008-F	Use with all main control valve bodies exc. #22
61/	A	8	390 P/C			1		C3AZ 7A008-G	Use with main control valve body identified as #22
63/	A, S	8	All exc P/C			1		C3AZ 7A008-D	
60/	A, S	6&8	All	AR	AR	AR		357913-S (BB127)	Bolt-hex. hd. -1/4"-20 x 3/4"-1 5/8"
								34805-S7(X62)	Lockwasher-1/4"
63	S	8	All			1		C3SZ 7C008-A	CLIP - OIL COOLER TUBE
								7A011	OIL SEAL - OUTPUT SHAFT
60/	A	6&8	All	1	1			B9AP 7A011-A	1" I.D. -13/16" long-#(4) ribs on O.D.
				1	1			372401-S(QQ68)	Snap ring-1 1/16" I.D. (oil seal retaining)
60/	A, S	8	All			1		B8AZ 7A011-A	1 3/16" I.D. -1 1/4" long-#(5) ribs on O.D.
						1		372292-S(QQ69)	Snap ring-1 1/4" I.D. (oil seal retaining)
60	S	8	430			1		B8E 7014-A	SLEEVE - PARKING PAWL TORSION LEVER SUPPORT

Identification marking

YEAR	MODEL	ENGINE		QUANTITY			PART NUMBER	PART NAME and DESCRIPTION
		CYL.	C.I.D.	FM	FX	MX		
							7015	SHAFT ASSY. - INPUT
60/	A	6&8	All	1	1		C0AZ 7015-C	7 21/32" long-54 teeth-29 splines
60	A, S	8	352			1	C0AP 7015-B	7 3/4" long-54 teeth-29 splines
61/63	A, S "Before 11/27/62"	8	All			1	C1AP 7015-B	7 23/32" long-54 teeth-29 splines
63/	A, S "From 11/27/62"	6&8	All			1	C3AZ 7015-A	7 23/32" long-54 teeth-29 splines-includes C3AZ 7120-A bushing
60	S	8	430			1	B8E 7015-A	7 3/4" long-60 teeth-31 splines
							7019	WASHER - INPUT SHAFT THRUST
60/	A, S	6&8	All exc. 430	1	1	1	B5S 7019-A	2 3/4" O.D. -1 3/8" I.D. -(4) oil grooves on each side
60	S	8	430			1	B8E 7019-A	3 1/2" O.D. -1 1/2" I.D.
							7D019	SEAL - OIL DISTRIBUTOR SLEEVE - Refer to Group 77883
							7A020	INDICATOR - TRANSMISSION OIL LEVEL
60	A	6	All	1			B9AA 7A020-A	
60/64	A	6&8	All		1			
60/	A	8	All			1	C1AA 7A020-A	
60	S	8	352			1		
60	S	8	430			1	C0LL 7A020-B	
61	S	8	All			1	C1SS 7A020-B	
62	S "Before 2/22/62"	8	All			1	C2SZ 7A020-A	
62/	S "From 2/22/62"	8	All			1	C2SZ 7A020-B	
							7025	BUSHING - CASE
60/62	A	6&8	All	1	1		B1A 7025-A	1 1/2" O.D. -3/4" long-steel backed
60/	A	6&8	All	1	1		B1A 7025-B	1 1/2" O.D. -3/4" long-bronzed backed
60/	A, S	6&8	All exc. 430			1	B5A 7025-A	1 1/2" O.D. -7/8" long
60	S	8	430			1	C0MP 7025-A	1 5/8" O.D. -7/8" long
							7B025	KIT - OIL PRESSURE REGULATOR VALVE
60/	A, S	6&8	All exc. P/C & Spl.	1	1	1	C0AZ 7B025-B	Consists of: (1) B9AP 7A270-C spring (#Red) (1) B5A 77462-A retainer
61/	A	8	390PC			1	C1AZ 7B025-A	Consists of: (1) C1AP 7A270-C spring (#Yellow) (1) B5A 77462-A retainer
62/64	S	8	390-6V Spl.					
							7A034	BUSHING - EXTENSION HOUSING
60/	A	6&8	All	1	1		B3TZ 7A034-A	1 5/8" O.D. -1 1/2" I.D. -1 1/2" long
60/	A, S	6&8	All			1	B5AZ 7A034-A	1 13/16" O.D. -2 1/8" long
							7A039	EXTENSION HOUSING
60/64	A	6&8	All	1	1		C2AZ 7A039-D	
60/	A, S	6&8	All exc. 430			1	C1AZ 7A039-B	#C5AP 7A040-C
60	S	8	430			1	B9AZ 7A039-A	
60/	A, S	6&8	All	AR	AR	AR	356684-S8 (BB169)	Attaching parts for extension to case Bolt-3/8"-16 x 3 1/4" hex. head
				AR			356682-S8 (BB170)	Bolt-3/8"-16 x 4 1/4" hex. head
				AR	AR	AR	359266-S8 (BB157)	Bolt-3/8"-16 x 1 1/4" hex. head
				AR	AR	AR	34847-S8(X74)	Lockwasher-3/8"
				AR	AR	AR	351487-S (XX291)	Lockwasher-external tooth-3/8"

Identification marking

YEAR	MODEL	ENGINE		QUANTITY				PART NUMBER	PART NAME and DESCRIPTION
		CYL.	C.I.D.	FM	FX	MX			
								7C050	OIL SEAL - FRONT BAND SERVO PISTON GUIDE - Refer to Group 7A260-also serviced in 7153 kit
								7C051	OIL SEAL-REAR CLUTCH PISTON OUTER
60/	A, S	6&8	All exc. 430	1	1	1		C1AZ 7C051-A	5 1/4" O.D. -4 11/16" I.D.
60	S	8	430			1		B8SZ 7C051-A	5 11/16" O.D. -5 1/16" I.D.
								7052	OIL SEAL - EXTENSION HOUSING
60/	A	6&8	All	1	1			C2AZ 7052-A	1 5/8" flange O.D. -1 1/2" I.D. -1 5/8" long
60/	A, S	6&8	All			1		C3AZ 7052-A	2 3/4" flange O.D. -1 11/16" I.D. -1 1/2" long
								7C053	GOVERNOR ASSY. - WITH COUNTERWEIGHT
60/	A, S	6&8	All exc. P/C & Spl.	1	1	1		B8AZ 7C053-A	
61/64	A	8	390 P/C			1		C2SZ 7C053-A	
62/64	S	8	390-6V Spl.			1			
60/	A, S	6&8	All	1	1	1		353351-S(AA9)	Ball (governor to shaft)
60/	A, S	6&8	All	1	1	1		B7A 7059-A	SNAP RING - SPEEDOMETER DRIVING GEAR
								7060	SHAFT ASSY. - OUTPUT
60	A, S	6&8	All	1	1			C1AP 7060-A	18 3/4" long-72 helical teeth-28 splines
61/	A	6&8	223,260, 289,352		1				
61/62	A	8	292		1			C1AP 7060-B	
61/	A, S	6&8	All			1		B8A 7060-A	18 1/2" long-72 helical teeth-31 spline
60/	A, S	6&8	All	1	1	1		C1VP 7C062-A	SEAT - OIL FRESSURE REGULATOR VALVE SPRING
								7C063	BODY ASSY. - GOVERNOR
60/	A, S	6&8	All exc. P/C Fleet & Spl.	1	1	1		B8AZ 7C063-A	
61/	A	8	390 P/C			1		C2SZ 7C063-A	
62/64	S	8	390-6V Spl.			1			
60/	A, S	6&8	All	2	2	2		26579-S(U172C)	Bolt-1/4"-20 x 1/2" filllster head
								34805-S8(X62)	Lockwasher-1/4"
								353351-S(AA9)	Ball-1/4" dia.(body to shaft)
								7B066	PLATE - FRONT CLUTCH PRESSURE
60/	A	6&8	All	1	1			B5AZ 7B066-A	5 1/8" dia. -5/16" thick-54 teeth
60	A, S	8	352			1		B1AZ 7B066-A	5 1/4" dia. -3/8" thick-54 teeth
61/	A, S	6&8	All			1		C1AZ 7B066-A	5 1/4" dia. -1/4" thick-54 teeth
60	S	8	430			1		B8SZ 7B066-A	3/8" thick-60 teeth
								7B067	HUB - FRONT CLUTCH
60/	A	6&8	All	1	1			B1AZ 7B067-A	45 external-20 internal teeth-#PAK 77574-A
60/	A, S	6&8	All exc. 430			1		C1AP 7B067-A	45 external-22 internal teeth
60	S	8	430			1		C3VY 7B067-A	52 external-25 internal teeth

Identification marking

YEAR	MODEL	ENGINE		QUANTITY				PART NUMBER	PART NAME and DESCRIPTION
		CYL.	C.I.D.	FM	FX	MX			
								7B070	DISC SPRING - FRONT CLUTCH PISTON
60/	A, S	6&8	All exc. 430	1	1	1		COAP 7B070-A	5 5/16" O.D. -#7or 8 levers
60	S	8	430			1		COMP 7B070-A	5 15/16" O.D. -#7 levers
								7086	GASKET - EXTENSION HOUSING
60/	A, S	6&8	All exc. 430	1	1	1		1P 7086-A	
60	S	8	430			1		B8S 7086-A	
								7A089	CLUTCH ASSY. - PLANETARY GEARS
60/62	A, S "Before 7/8/62"	6&8	All exc. 430		1	1		B9AZ 7A089-A	Includes: (4) springs, (24) sprags
62/	A, S "From 7/8/62"	6&8	All		1	1		C3AZ 7A089-A	Roller type
60	S	8	430			1		B9AZ 7A089-B	Includes: (5) springs, (30) sprags
								7A094	BODY - FRONT BAND SERVO
60/62	A	6&8	223,292		1			C2AZ 7A094-A	Includes: (1) 353603-S plug
60/	A	8	260,289, 352		1			B9AZ 7A094-A	Includes: (1) 353603-S plug (1) B9TP 77379-A tube & (1) I.S. #935
64	A	6	223			1			
60	A	6	223	1					
60/	A, S	6&8	All			1		C3AZ 7A094-A	Includes: (1) 353603-S plug & (1) I.S. #1030
60/	A, S	6&8	All	AR	AR	AR		359266-S8 (BB157)	Bolt-3/8"-16 x 1 1/4" (servo body to case)
				AR	AR	AR		34807-S7(X66)	Lockwasher-3/8"
								7C096	WASHER ASSY. - PRIMARY SUN GEAR THRUST BEARING
60/	A, S	6&8	All exc. 430	1	1	1		B8TZ 7C096-C	1 15/16" O.D. -1 3/16" I.D. -includes (38) rollers
60	S	8	430			1		B8SZ 7C096-A	2 3/8" O.D. -1 1/2" I.D. -includes (46) rollers
								7A097	CLIP - OIL SCREEN RETAINING
60/	A	6&8	All	1	1	1		C3AZ 7A097-A	
60/64	S	8	All			1		C3SZ 7A097-A	
								7A098	SCREEN ASSY. - OIL PAN
60/	A	6&8	All	1	1			B9AP 7A098-B	
60/	A, S	6&8	All exc. 430			1		B9MP 7A098-B	
60	S	8	430			1		B9SZ 7A098-A	
								7C098	OIL SEAL - FRONT BAND SERVO PISTON GUIDE - Refer to Group 7A260
								7C099	OIL SEAL - FRONT CLUTCH CYLINDER - INNER
60/	A	6&8	All	1	1			BIAZ 7C328-A	1 5/16" I.D. -round cut lip
60/	A, S	6&8	All exc. 430			1		C1AZ 7C099-A	1 7/16" I.D. -round cut lip
60	S	8	430			1		B8AZ 7C328-A	1 11/16" I.D. -round cut lip
								7C099	OIL SEAL - REAR CLUTCH CYLINDER PISTON
60/	A	6&8	All	1	1			C1AZ 7C099-A	1 7/16" I.D. -round cut lip
60/	A, S	6&8	All exc. 430			1		C1AZ 7C099-B	1 5/8" I.D. -round cut lip
60	S	8	430			1		C1AZ 7C099-C	1 11/16" I.D. -round cut lip

Identification marking

MAIN CONTROL IDENTIFICATION CHART

An identification number appears on a metal tag at the lower end of the main control assembly. The following chart will provide quick identification of the service part number when the identification number is known. The main control assembly may also be selected by model, year and description under Group No. 7A100 which follows the chart.

MAIN CONTROL BODY IDENTIFICATION	SERVICE PART NUMBER	MAIN CONTROL BODY IDENTIFICATION	SERVICE PART NUMBER
#48	B9AP 7A100-D	#J2	C5AZ 7A100-G
#49	*B9MP 7A100-A	#K1	C3AZ 7A100-AD
#57	B9AP 7A100-D	#K2	C3SZ 7A100-E
#62	C3AZ 7A100-AD	#L1	C5AZ 7A100-G
#68, #69	C1AZ 7A100-C	#L2	C3AZ 7A100-AD
#A1	C3AZ 7A100-AD	#M2	C3AZ 7A100-AD
#A2	C3AZ 7A100-AE	#N1	C3AZ 7A100-AE
#A3	C3AZ 7A100-AD	#P2	C3AZ 7A100-AD
#B1	C1AZ 7A100-C	#S2	C5AZ 7A100-G
#B3	C1AZ 7A100-D	#U1	C1AZ 7A100-C
#B4	C7AZ 7A100-U	#U2	C3AZ 7A100-AE
#C1	C5AZ 7A100-G	#V1	C3SZ 7A100-E
#C2	C3SZ 7A100-E	#W1	C5AZ 7A100-G
#D1	C3AZ 7A100-AD	#W2	C3SZ 7A100-E
#E2	C3AZ 7A100-AE	#X1	C5AZ 7A100-G
#F1	C5AZ 7A100-G	#X2	C5AZ 7A100-G
#F2	C1AZ 7A100-C	#X5	C9AZ 7A100-E
#G1	C3SZ 7A100-E	#Y1	C3AZ 7A100-AD
#G2	C1AZ 7A100-C	#Y2	C3AZ 7A100-AD
#H2	C5AZ 7A100-G	#Z1	C3AZ 7A100-AD
#J1	C1AZ 7A100-C	#Z2	C5AZ 7A100-G

YEAR	MODEL	ENGINE		QUANTITY			PART NUMBER	PART NAME and DESCRIPTION
		CYL.	C.I.D.	FM	FX	MX		
							7A100	Continued
60	A	6	All	1			*B9MP 7A100-A	#49-not replaced
60	A	6&8	223,292,352		1		B9AP 7A100-C	#47
60	A, S	8	352,430	1	1		B9AP 7A100-D	#48, #57
61/62	A, S	8	352,390	1	1		C1AZ 7A100-C	#68, #69, #B1, #F2, #G2, #J1, #U1
61/63	A, S	8	292,352,390	1	1		C1AZ 7A100-D	#B3-includes I. S. #1123 & #2152
62/	A	8	352		1		C3AZ 7A100-AD	#62, #A1, #A3, #D1, #K1, #L2, #M2, #P2, #Y1, #Y2, #Z1-includes I. S. #1123 & #2152
63/	A	6&8	223,260,289		1		C3AZ 7A100-AE	#A2, #E2, #N1, #U2-includes I. S. #2152
61/	A, S	8	390			1	C5AZ 7A100-G	#C1, #F1, #H2, #J2, #L1, #S2, #W1, #X1, #X2, #Z2-includes I. S. #2152
63/	A, S	6&8	289,390			1	C3SZ 7A100-E	#G1, #K2, #V1, #W2-includes I. S. #2152
							7A103	PUMP ASSY. - FRONT OIL
60/64	A	6	All	1	1		C3AZ 7A103-D	
60/	A	8	All exc. 430		1	1	C3AZ 7A103-E	
60	S	8	430			1	COMP 7A103-A	
60/	A, S	6&8	All	AR	AR	AR	371454-S (BB145)	Bolt-5/16"-18 x 2" hex. head (pump to case)
							7A108	SUPPORT ASSY. - CONVERTER STATOR
60/	A, S	6&8	All exc. 430	1	1	1	B5AZ 7A108-A	
60	S	8	430			1	B8SZ 7A108-A	
							7A115	LEVER ASSY. - MANUAL CONTROL VALVE DETENT
60/62	A, S	6&8	All	1	1	1	B8AZ 7A115-C	
63/	A, S	6&8	All		1	1	C3AZ 7A115-A	
60/	A, S	6&8	All	1	1	1	356071-S (MM174)	Locknut-9/16"-24 (detent lever to manual)

Identification marking

YEAR	MODEL	ENGINE		QUANTITY			PART NUMBER	PART NAME and DESCRIPTION
		CYL.	C.I.D.	FM	FX	MX		
60/62	A, S	6&8	All	1	1	1	BIAZ 7A117-A	LEVER ASSY. - PARKING PAWL TOGGLE OPERATING
63/	A, S	6&8	All		1	1	C3AZ 7A117-C	
							7A119	PIN - PARKING PAWL TOGGLE OPERATING LEVER SUPPORT
60/62	A, S	6&8	All	1	1	1	B8S 77308-A	2 1/2" long
63/	A, S	6&8	All		1	1	C3AZ 7A119-A	
					1	1	374979-S (XX15D)	Retaining washer-5/16" dia. (pinto lever)
					1	1	354861-S (XX137)	Washer-flat-3/8"
							7120	BUSHING - INPUT SHAFT
60/	A	6&8	All	1	1		BIAZ 7120-A	7/8" I.D.-3/4" long-steel backed bronze
60/	A, S	8	All exc. 430			1	C3AZ 7120-B	7/8" I.D.-7/8" long-steel backed alloy
60	S	8	430			1	★COMP 7120-A	1" I.D.-7/8" long
60/	A, S	6&8	All	1	1	1	BIAZ 7A121-A	LEVER - PARKING PAWL TOGGLE
							7C122	SNAP RING - OUTPUT SHAFT RING GEAR RETAINING - SELECTIVE FIT
60/	A, S	6&8	All exc. 430	AR	AR	AR	BIAZ 7C122-A	5 13/32" O.D. -.055" thick
				AR	AR	AR	BIAZ 7C122-C	.057" thick
				AR	AR	AR	BIAZ 7C122-C	.059" thick
				AR	AR	AR	BIAZ 7C122-D	.064" thick
				AR	AR	AR	BIAZ 7C122-E	.069" thick
60	S	8	430			AR	B8SZ 7C122-A	6 1/4" O.D. -.055" thick
						AR	B8SZ 7C122-B	.057" thick
						AR	B8SZ 7C122-C	.059" thick
						AR	B8SZ 7C122-D	.064" thick
						AR	B8SZ 7C122-E	.069" thick
60/	A, S	6&8	All	1	1	1	B5AZ 7A127-A	VALVE - MAIN CONTROL REAR PUMP CHECK
60/	A, S	6&8	All	1	1	1	BIAZ 7A128-A	SPRING - MAIN CONTROL REAR PUMP CHECK VALVE
60/	A, S	6&8	All	1	1	1	B5AZ 7A129-A	SEAT - MAIN CONTROL REAR PUMP CHECK VALVE
							7A130	SUPPORT ASSY. - PLANETARY GEARS
60	A	6	All	1			BIAZ 7A130-A	
60/62	A, S	6&8	All exc. 430		1	1	C3AZ 7A130-A	6 1/4" large O.D. -.4" small O.D. -.3 3/16" I.D.-includes C4AZ 7A132-A bushing
63/	A, S	6&8	All		1	1	C3AZ 7A130-B	
60	S	8	430			1	B9MP 7A130-A	6 3/4" O.D.-3 11/16" I.D.
							7A132	BUSHING - PLANETARY GEAR SUPPORT
60	A	6	All	1			BIAZ 7A132-A	3 3/4" O.D.-3 3/16" I.D.-5/8" wide
60/62	A, S	6&8	All exc. 430		1	1	B9AP 7A132-A	3 5/16" O.D.-split type-must be bored to size at installation
63/64	A, S	6&8	All		1	1	●C3AZ 7A132-A	
60	S	8	430			1	B9MP 7A132-A	3 7/8" O.D.-split type-must be bored to size at installation
60/	A, S	6&8	All	1	1	1	C2AZ 7A135-A	KIT - FRONT SERVO REPAIR Consists of (2) 353603-S cup
60/	A, S	6&8	All	1	1	1	BIAZ 7A136-A	GASKET - FRONT OIL PUMP TO CASE - 5 15/16" O.D.-5 9/16" I.D.

• Reconditioners only

YEAR	MODEL	ENGINE		QUANTITY				PART NUMBER	PART NAME and DESCRIPTION
		CYL.	C.I.D.	FM	FX	MX			
								7A139	REGULATOR - OIL PRESSURE
60/64	A	6	All	1	1			C0AP 7A139-D	Includes (1) 353603-S cup & I.S. #743
60/62	A, S	8	All		1			C2AZ 7A139-A	Includes (1) 353603-S cup & I.S. #743
		8	390 exc. P/C & Spl.			1			
63	A, S	8	390 exc. P/C & Spl.			1			Use w/#PCE-L, M, U models only
60	S	8	430			1			
61/62	A, S	8	390P/C & Spl.			1		C2AZ 7A139-B	Includes (1) 353603-S cup & I.S. #743
63	A, S	8	390P/C & Spl.			1			Use w/#PCE-N, R, V, models only
63	A, S	8	390P/C & Spl.			1		C3AZ 7A139-B	Use w/#PCE-AA, AB, AC, AM models only
64	A, S	8	390P/C & Spl.						
63	A, S	8	390 exc. P/C & Spl.			1		C3AZ 7A139-C	Use w/#PCE-Y, Z, AD, AL models only
64	A, S	8	390 exc. P/C & Spl.			1			
60/	A, S	6&8	All	2	2	2		357235-S (BB136)	Bolt-5/16"-18 x 7/8" (regulator to case)
				2	2	2		34806-S7(X64)	Lockwasher-5/16"
								7A141	COVER - OIL PRESSURE REGULATOR BODY
60/	A, S	8	All	1	1	1		B9AP 7A141-A	
60/	A, S	6&8	All	AR	AR	AR		*356746-S	Bolt-No. 10 (cover to body)
				AR	AR	AR		34803-S(X60)	Lockwasher-No. 10
								7A142	PLATE ASSY. - OIL PRESSURE REGULATOR BODY SEPARATING
60/	A	6&8	All	1	1			C1AP 7A142-B	
60/62	A, S	8	All			1			
63	A, S	8	All			1			Use w/#PCE-L, M, N, R, U, V
63	A, S	8	All			1		C3AZ 7A142-A	Use w/#PCE-Y, Z, AA, AB, AC, AD, AL, AM
64/	A, S	6&8	All			1			
								7A149	PUMP ASSY. - OIL REAR
60/	A, S	6&8	All exc. 430	1	1	1		C2AZ 7A149-A	Includes (1) C2AZ 7B368-A washer, (1) C2AZ 7A378-A race
60	S	8	430			1		B9LP 7A149-A	
60/	A, S	8	All exc. 430	1	1	1		74144-S(L4)	Key-woodruff (pump to shaft)
60	S		430			1		372187-S(LL18)	Key-woodruff (pump to shaft)
								7A152	COVER - REAR OIL PUMP
60/	A, S	6&8	All exc. 430	1	1	1		BIAZ 7A152-A	#1P 77860-D
					AR	AR		31080-S8(U60)	Bolt-1/4"-20 x 5/8" pan head (cover to body)
					AR	AR		34905-S7(X97)	Lockwasher-1/4"
					AR	AR		34803-S7(X60)	Lockwasher-No.10

Identification marking

YEAR	MODEL	ENGINE		QUANTITY			PART NUMBER	PART NAME and DESCRIPTION
		CYL.	C.I.D.	FM	FX	MX		
							7153	KIT - GASKET AND OIL SEAL - Also refer to Groups 7C288 & 7C289

60/	A	6&8	All	1	*1		B8AZ 7153-G	Consists of the following:
				OIL SEALS				
				GASKETS				
1-B1AZ	7C050-B	1-B5AZ	7A294-C	1-B9A	77357-B	1-1P	7086-A	
1-C1AP	7C050-A	1-B6AZ	7A294-A	1-B9A	77357-C	1-B3TZ	7086-A	
1-B5AZ	7C050-B	1-B8AZ	7A294-A&B	1-1P	77512-A	1-B1AZ	7A136-A	
1-B7AZ	7C098-B	1-B8AZ	7A294-D	1-1P	77513-A	1-B5AZ	7A191-B	
1-B8SZ	7C098-A	1-B9AZ	7A294-E	1-1P	77542-A	1-B5SZ	7A191-B	
1-C1AZ	7C099-A	1-C1AZ	7A294-D	2-1P	77543-B	1-B1AZ	7A222-A	
2-C0AZ	7C169-A	1-B1AZ	7C328-B	1-1P	77868-A	1-C1VP	7B391-B	
1-C3AZ	7A248-A	1-B1AZ	7C329-A	1-1P	77873-A	1-1P	77265-B	
1-B1AZ	7A294-B	1-C7AZ	7B498-A	4-1P	77883-A			
1-B1AZ	7A294-C	1-B6AZ	7A548-B	2-354516-S				
1-B5AZ	7A294-B	1-B9A	77357-A	1-372984-S				

60	S	"Before 1/3/60"	8	430		1	B9SZ 7153-D	Consists of the following:
				OIL SEALS				
				GASKETS				
1-B8SZ	7C051-A	1-B8AZ	7C328-A	1-1P	77543-B	1-B8S	7086-A	
1-C1AZ	7C098-A	1-C1AZ	7A548-A	1-B8E	77863-A	1-B8SZ	7A191-B	
1-C1AZ	7C099-C	1-C1VP	7B498-A	4-B8E	77883-A	1-B8SZ	7A222-A	
1-C3AZ	7A248-A	1-1P	77265-B	1-1P	77883-A	1-C1VP	7B391-B	
1-B7AZ	7A294-A	1-1P	77542-A					

60	S	"From 1/3/60"	8	430		1	B9SZ 7153-E	Consists of the following:
				OIL SEALS				
				GASKETS				
1-B8SZ	7C051-A	1-B8AZ	7C328-A	1-1P	77543-B	1-B8S	7086-A	
1-C1AZ	7C098-A	1-C1AZ	7A548-A	1-B8E	77863-A	1-B8SZ	7A191-B	
1-C1AZ	7C099-C	1-C7AZ	7B498-A	4-B8E	77883-A	1-B8SZ	7A222-A	
1-C3AZ	7A248-A	1-1P	77265-B	1-1P	77883-A	1-C1VP	7B391-B	
1-B7AZ	7A294-A	1-B8E	77542-A					

61/	A, S	8	352,390			1	C1AZ 7153-E	Consists of the following:
60	A, S	8	352			*1		
				OIL SEALS				
				GASKETS				
1-C1AP	7C050-A	1-B6SZ	7A294-B	1-C1AZ	7A548-B	1-1P	7086	
1-C7AZ	7C050-A	1-B8AZ	7A294-C	1-1P	77265-B	1-B1AZ	7A136-A	
1-C7AZ	7C050-B	1-C1AZ	7A294-A	1-B9A	77357-B	1-B5SZ	7A191-B	
1-C1AP	7C051-A	1-C1AZ	7A294-B	1-B9A	77357-C	1-B1AZ	7A222-A	
1-B8SZ	7C098-A	1-C1AZ	7A294-C	2-B5S	77542-A	1-C1VP	7B391-B	
1-C1AZ	7C098-A	1-B1AZ	7C329-A	2-1P	77543-B			
1-C1AZ	7C099-A	1-C1AP	7375-A	1-1P	77868-A			
1-C1AZ	7C099-B	1-C1VP	7B498-A	4-1P	77883-A			
2-B5SZ	7C169-A	1-B6AZ	7A548-A	2-354516-S				
1-C3AZ	7A248-A			1-380023-S				
1-B1AZ	7A294-A							

							7153	KIT - FRONT SERVO ACCUMULATOR
								OIL SEALS
60/64	A, S	6&8	All exc. 390	1	1		B8A 7153-C	Consists of:
								(1) BA 7375-A, (1) B8A 7381-A, (1) B8A 7382-A

* Also use B8A 7153-C kit

YEAR	MODEL	ENGINE		QUANTITY			PART NUMBER	PART NAME and DESCRIPTION		
		CYL.	C.I.D.	FM	FX	MX				
							7A153	GEAR - OUTPUT SHAFT RING		
60/	A	6&8	All exc. 430	1	1	1	C1SP 7A153-A	72 internal-39 external teeth-6" O.D. - 1 5/8" wide		
60	S	8	430			1	C0LP 7A153-A			
60/	A, S	6&8	All	1	1	1	378874-S(QQ94)	Snap ring-4 1/4" diam. (ring gear to output shaft hub) (ring gear to forward clutch hub)		
							7D157	PISTON ASSY. - REAR CLUTCH		
60/62	A	6&8	223,292	1	1		B7A 77514-C			
63/	A	6&8	All		1		C4AZ 7D157-B			
60/	A, S	6&8	All exc. 430			1	C7AZ 7D157-B			
60	S	8	430			1	B8S 77514-D			
							7A158	STRUT - FRONT BAND ACTUATING		
60/	A, S	6&8	All	1	1	1	B1AZ 7A158-A	1 5/8" long-3/4" wide		
							7A160	TUBE - REAR OIL PUMP INLET - Also refer to Group 7A204		
60/	A, S	6&8	All exc. 430	1	1	1	B1AZ 7A160-A	5 1/16" long-9/16" O.D.		
60	S	8	430			1	★B8AZ 7A160-A	2 5/16" long-11/16" to 9/16" O.D. reduction		
							7D160	SPRING - OIL PRESSURE REGULATOR		
60/	A	6&8	All	1	1		B5A 77465-B	Approx. 3 5/8" free length-20 1/2 coils		
60/63	A, S	8	All			1				
63/	A, S	6&8	All			1	C3AZ 7D160-A	Approx. 2 15/16" free length-19 coils		
							7A162	BAND ASSY. - FRONT		
60/	A	6&8	All	1	1		C2AZ 7A162-D	1 15/16" wide-anchor slot off-centered		
60/	A, S	6&8	All exc. 430			1	C2AZ 7A162-A	1 15/16" wide-anchor slot centered		
60	S	8	430			1	B8AZ 7A162-A	2 3/8" wide		
							7A163	PIN - FRONT BAND SERVO PISTON GUIDE		
60/	A, S	6&8	All			1	B6SZ 7A163-A	2 3/8" long-3/8" & 5/16" O.D.		
							7A164	PISTON AND PIN ASSY. - FRONT BAND SERVO - Refer to Group 7A260		
							7B164	PLATE ASSEMBLY-CLUTCH INTERNAL and EXTERNAL SPLINE		
YEAR	MODEL	ENGINE		QUANTITY			INTERNAL SPLINE PLATE		EXTERNAL SPLINE PLATE	
		CYL.	C.I.D.	FM	FX	MX	(FRICTION) - 7B164	QTY.	(STEEL) - 7B442	QTY.
FRONT CLUTCH										
60/	A	6&8	All	x	x		B5AZ 7B164-A	4	1P 77573-A	3
60/	A, S	6&8	All exc. 430			x		5		4
60	S	8	430			x	B8SZ 7B164-B	4	B8E 77573-A	3
REAR CLUTCH										
60/62	A	6&8	223,292	x	x		B6AZ 7B164-A	4	BIAZ 7B442-A (50 teeth)	4
60/62	A	8	352-2V		x			5		5
60/	A, S	6&8	All exc. 430			x		6		6
63/	A	6&8	All		x		C2AZ 7B164-A	3	C2AZ 7B442-A (54 teeth)	3
60	S	8	430			x	B8SZ 7B164-A	5	B8AZ 7B442-A	5

Identification marking

YEAR	MODEL	ENGINE		QUANTITY			PART NUMBER	PART NAME and DESCRIPTION
		CYL.	C.I.D.	FM	FX	MX		
60/	A, S	6&8	All	1	1	1	B7AZ 7A165-A	SHAFT - FRONT BAND SERVO ACTUATING LEVER - 1 11/16" long - 7/16" O.D. -3 grooves one end
							7A166	WASHER - REAR CLUTCH SUN GEAR THRUST
60/	A	6&8	All	1	1		B1AZ 7A166-A	2 5/16" O.D. -1 1/2" I.D. -1 1/16" thick
60/	A, S	6&8	All exc. 430			1	B5SZ 7A166-A	2 9/16" O.D. -1 11/16" I.D. -1/16" thick
60	S	8	430			1	B9MP 7A166-A	3 1/2" O.D. -2 7/8" I.D. -1/16" thick
							7A168	SLEEVE - GOVERNOR OIL DISTRIBUTOR
60/	A, S	6&8	All exc. 430	1	1	1	B8AZ 7A168-B	
60	S	8	430			1	B8AZ 7A168-A	
							7A169	LEVER - REAR BAND SERVO ACTUATING
60/	A, S	6&8	All			1	C1SP 7A169-A	Use with (29) B5A 77406-A needle bearing
60/	A	6&8	All	1	1		B5AZ 7A169-B	Use with (29) B5A 77406-A needle bearing
							7C169	OIL SEALS - PRIMARY SUN GEAR - Also serviced in 7153
60/	A	6&8	All	2	1or2		▲ 1P 77542-A	Front-1 1/16" O.D. -3/32" thick-cast iron
				2	1or2		▲C0AZ 7C169-A	Intermediate-1 1/8" O.D. -3/32" thick cast iron
				2	2		▲ 1P 77543-B	Rear-15/16" O.D. -3/32" thick-cast iron
60/	A, S	6&8	All exc. 430			1or2	▲ B5S 77542-A	Front-1 3/16" O.D. -3/32" thick-cast iron
						1or2	▲B5SZ 7C169-A	Intermediate-1 1/4" O.D. -3/32" thick-cast iron
						1or2	▲ 1P 77543-B	Rear-15/16" O.D. -3/32" thick-cast iron
60	S	8	430			2	▲ B8E 77542-A	Front-1 5/16" O.D. -3/32" thick-cast iron
						2	▲ 1P 77883-A	Intermediate-1 1/2" O.D. -3/32" thick-cast iron
						2	▲ 1P 77543-B	Rear-15/16" O.D. -3/32" thick-cast iron
							7A170	TUBES - CLUTCH AND GOVERNOR OIL DISTRIBUTOR
60/	A, S	6&8	All exc. 430	1	1	1	B8AZ 7A170-A	Intermediate
				1	1	1	B8AZ 7A173-A	Front
				1	1	1	B8AZ 7A174-A	Rear
60/	A, S	6&8	All	1	1	1	B8AZ 7A171-A	SHAFT - REAR BAND SERVO ACTUATING LEVER - 1 15/16" long-1/2" dia.
60/	A, S	6&8	All	1	1	1	C1AZ 7A172-A	STRUT - REAR BAND ACTUATING
							7B172	BODY - REAR BAND SERVO
60/	A	6&8	223,260 289,292	1	1		C3AZ 7B172-C	#C3AP 7B173-A or #PAZ 77405-C - #C7AP 7B173-A
60/	A	8	352			1	C3AZ 7B172-B	#C3AP 7B173-B
60/	A, S	6&8	All			1	C1AP 7B172-A	#C1AP 7B173-A
60/	A, S	6&8	All	1	1	1	376095-S7 (BB178A)	Bolt-7/16"-14 x 1 7/8" (servo body to case)
				1	1	1	B7A 77420-A	Bolt (special)-7/16"-14 x 2 1/2"-w/pilot end (servo body to case)
				2	2	2	34808-S8(X67)	Lockwasher-7/16"
							7A173	TUBE - OIL DISTRIBUTOR INTERMEDIATE - Refer to Group 7A170

Identification marking

▲ Teflon oil seals are not serviced

YEAR	MODEL	ENGINE		QUANTITY			PART NUMBER	PART NAME and DESCRIPTION
		CYL.	C.I.D.	FM	FX	MX		
							7A174	TUBE - OIL DISTRIBUTOR REAR - Refer to Group 7A170
							7D174	VALVE ASSY. - TRANSMISSION LUBE
63/	A	6&8	All		1	1	C3AZ 7D174-A	1/2"-20 thread-inverted flare for 5/16" dia. tube seat
63/	S	8	All			1	C3SZ 7D174-A	5/8"-18 thd.-inverted flare for 3/8" dia. tube seat
							7A175	STRUT - REAR BAND ANCHOR
60/	A, S	6&8	All	1	1	1	B6AZ 7A175-A	1/2" & 1 1/4" wide-1 1/4" long-#C9AP 7D038-A
							7A176	BAND ASSY. - REAR
60/	A, S	6&8	All exc. 430	1	1	1	B5SZ 7A176-A	1 5/8" wide
60	S	8	430			1	B8SZ 7A176-A	1 15/16" wide
							7A178	SCREW - REAR BAND ADJUSTING
60/	A	6&8	All	1	1		C0AP 7A178-B	1/2"-20 x 2 1/2"
60/	A, S	6&8	All exc. 430			1	C1AP 7A178-B	1/2"-20 x 2 1/2"
60/	A, S	6&8	All	1	1	1	33943-S8(M36)	Nut-1/2"-20 jam (rear band adjusting)
							7A180	SPRING - PARKING PAWL TORSION
60/62	A, S	6&8	All		1	1	B8AZ 7A180-A	
60	A	6	All	1			*C0AZ 7A180-A	Not replaced
							7190	ROLLER - OVERRUNNING CLUTCH - Refer to Group 7A813
							7A191	GASKET - OIL PAN TO CASE
60/	A	6&8	All	1	1		B5AZ 7A191-B	
60/	A, S	6&8	All exc. 430			1	B5SZ 7A191-B	
60	S	8	430			1	B8SZ 7A191-A	Cork
						1	B8SZ 7A191-B	Rubber
60/	A, S	6&8	All	1	1	1	C1AZ 7194-A	RETAINER - THIRD - SECOND COASTING ORIFICE CONTROL VALVE
							7A194	PAN ASSY. - TRANSMISSION OIL
60/	A	6&8	All	1	1		B5AZ 7A194-A	13 1/8" x 10 1/8"
60/	A, S	6&8	All			1	B5SZ 7A194-A	13 1/8" x 10 7/16"
60	A	6	All	14			20326-S(B49)	Bolt-5/16"-18 x 5/8" (oil pan to case)
60/	A, S	6&8	All		14	14	378782-S (BB543D)	Bolt-5/16"-18 x 9/16" (oil pan to case)
				AR	AR	AR	34806-S7(X64)	Lockwasher-5/16"
60/	A, S	6&8	All	1	1	1	B5AZ 7A202-A	VALVE - OIL PRESSURE REGULATOR
							7A204	TUBE - REAR OIL PUMP OUTLET
60/	A	6&8	All	1	1		B1AZ 7A204-A	2 7/16" long-9/16" O.D.
60/	A, S	6&8	All	1	1	1	B1AZ 7A205-A	SPRING - OIL PRESSURE REGULATOR
							7A206	TUBE - COMPENSATOR PRESSURE OIL
60/	A	6&8	All	1	1		B5AZ 7A206-A	
60/	A, S	6&8	All			1	B5SZ 7A206-A	
							7A208	TUBE - OIL PRESSURE REGULATOR LUBRICATING
60/62	A	8	All exc. 430			1	B8AZ 7A208-A	
60/62	A	6&8	All	1	1		B4AZ 7A208-A	
63/	A	6&8	All		1	1		
60	S	8	430			1	*B9MP 7A208-A	Not replaced

Identification marking

YEAR	MODEL	ENGINE		QUANTITY				PART NUMBER	PART NAME and DESCRIPTION	
		CYL.	C.I.D.	FM	FX	MX				
60/	A, S	6&8	All exc. 430	1	1	1		7A222 BIAZ 7A222-A	GASKET - REAR OIL PUMP TO CASE	
60	S	8	430			1		*B8SZ 7A222-A	Not replaced	
60/	A, S	6&8	All exc. 430	1	1			7C222 C3AZ 7C222-A	KIT - FRONT PUMP OVERHAUL Consists of the following:	
								1-B1AZ 7A136-A Gasket 1-C3AZ 7A248-A Seal	1-C1AZ 7B258-A Bushing 1-C1AZ 7B259-A Bushing	1-B5AZ 7B261-A Bushing 4-371454-S Bolt
60	S	8	430			1		C0SZ 7C222-A	Consists of the following:	
								1-B1AZ 7A136-A Gasket 1-C3AZ 7A248-A Seal	1-C1AZ 7B258-A Bushing 1-COMP 7B259-A Bushing	1-COMP 7B261-A Bushing 4-371454-S Bolt
								7C224	KIT - DRUM AND PLANETARY GEAR ASSY. - REAR BRAKE	
60	A	6	223			1		C1AZ 7C224-A	Consists of the following:	
								1-C1AP 7A398-D Drum & planetary gear assy.	1-C1AP 7C096-A Washer	1-B8A 77549-A Race
60/62	A	8	292,352			1		C1AZ 7C224-B	Consists of the following:	
								1-C1AP 7A398-F Drum & planetary gear assy.	1-C1AP 7C096-A Washer	1-B8A 77549-A Race
60	A	6	223	1	1			7A228 *C0AA 7A228-D	TUBE ASSY. - OIL FILLER Approx. 21 1/4" long-not replaced	
60/64	A	8	292,352 390			1	1	C1AA 7A228-B	Approx. 21 7/8" long	
61	S	8	All				1			
63/64	A	8	260,289			1		C3AZ 7A228-B	Approx. 21 1/4" long	
60	S	8	352				1	*B9SZ 7A228-B	Not replaced	
60	S	8	430				1	*B9SZ 7A228-A	Not replaced	
62/	S	8	All				1	C2SZ 7A228-A		
								7A229	CLAMP - OIL FILLER TUBE	
60/64	A	6	223	1	1			C1AA 7A229-C		
60/	A	8	352,390			1	1	C1AA 7A229-B		
61	S	8	All				1			
62/	S	8	All				1	C2SZ 7A229-A		
								7A232	ROD - PARKING PAWL TOGGLE OPERATING LEVER AND MANUAL CONTROL DETENT LEVER CONNECTING	
60/62	A, S	6&8	All	1	1	1		B8A 77322-A		
63/	A, S	6&8	All			1	1	C3AZ 7A232-A	Approx. 2 1/2" long-includes rod, spring, trunnion & pin	
60/	A, S	6&8	All	AR	AR	AR		72003-S(N38)	Cotter pin-1/16" x 1/2" (to retain rod)	
64/	A, S	6&8	All			1	1	C4AZ 7D236-B	RACE - PRIMARY SUN GEAR THRUST WASHER	
								7D239	KIT - MAIN CONTROL REVERSE ENGAGEMENT	
61/62	A	8	292,352			1		C3AZ 7D239-A	Use with all #PCD models except #PCD-D1 & F1	
61/62	A, S	8	390 exc. P/C & Spl.				1			
								1-C3SP 7A326-A Body 1-C3SP 7A329-A Plate 1-C3SP 7A322-A Valve	1-378149-S Screw 1-Instruction Sheet #945	

Identification marking

YEAR	MODEL	ENGINE		QUANTITY			PART NUMBER	PART NAME and DESCRIPTION
		CYL.	C.I.D.	FM	FX	MX		
							7D239	KIT - MAIN CONTROL REVERSE ENGAGEMENT - continued
61/63	A	8	390PC			1	C3AZ 7D239-B	
62/63	S	8	390-6V Spl.			1		

Consists of the following

1-C3AP 7A008-E Plate	1-C3SP 7A326-A	Body	1-378149-S	Screw
1-C3SP 7D214-A Retainer	1-C3SP 7A329-A	Plate	1-Instruction Sheet	#946
1-C3SP 7A322-A Valve	2-378148-S	Screw		

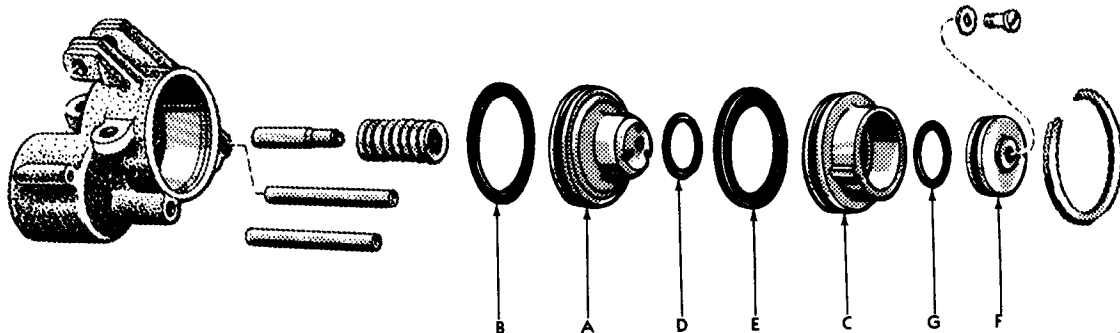
62	A	8	352		1		C3AZ 7D239-C	Use with #PCD-D1 & F1 only
63	A	8	All		1			
64	A	6	All		1			

Consists of the following

1-C3AP 7A008-D Plate	1-C3SP 7A326-A	Body	1-378149-S	Screw
1-C3SP 7D214-A Retainer	1-C3SP 7A329-A	Plate	1-Instruction Sheet	#947
1-C3SP 7A322-A Valve	2-378148-S	Screw		

							7E243	PIN - FRONT BAND ANCHOR - Refer to Group 77377
							7A244	PIN - PARKING PAWL TOGGLE LEVER
60/	A, S	6&8	All exc. 430	1	1	1	B9AP 7A244-A	Approx. 1 5/8" long
60	S	8	430			1	B8SZ 7A244-A	
60/	A, S	6&8	All	1	1	1	74274-S(R3)	Retainer - 1/4" (pin to lever)
							7A246	TUBE - TRANSMISSION BREATHER
60/	A, S	6&8	All	AR	AR	AR	*B9AP 7A246-A	Used on cases with 1/2"-20 thd. breather opening-cut from 8C 2269-A bulk tubing
							7A248	OIL SEAL - FRONT OIL PUMP
60/	A, S	6&8	All	1	1	1	C3AZ 7A248-A	2 11/16" O.D. - 1 15/16" I.D. - 3/8" thick
							7A256	LEVER - MANUAL CONTROL
60	A	6	All	1			B7AZ 7A256-A	
60	A	6&8	All		1	1	B8AZ 7A256-A	
61/62	A-column shift	6&8	All		1	1	C1AP 7A256-A	
62/	A-console shift	8	All		1	1	C3AZ 7A256-D	
63/	A-column shift	6&8	All		1	1	C3AZ 7A256-B	
60	S	8	All			1	B8SZ 7A256-A	
61/64	S	8	All			1	C1SP 7A256-A	
							7B256	BUSHING - PLANETARY GEAR DRUM SUPPORT FLANGE - OUTER
60/	A, S	6&8	All exc. 430	1	1	1	B5AZ 7B256-A	1 1/2" I.D. - 7/8" long
60	S	8	430			1	*COMP 7B256-A	1 11/16" I.D. - 1 1/16" long-not replaced

YEAR	MODEL	ENGINE		QUANTITY			PART NUMBER	PART NAME and DESCRIPTION
		CYL.	C.I.D.	FM	FX	MX		
							7B257	BUSHING - PLANETARY GEAR DRUM SUPPORT FLANGE - INNER
60/	A	6&8	All	1	1		B1AZ 7B257-A	1" I.D. -3/4" long
60/	A, S	6&8	All exc. 430			1	B5AZ 7B257-A	1" I.D. -1" long
60	S	8	430			1	*COMP 7B257-A	1 1/4" I.D. -15/16" long -not replaced
							7B258	BUSHING - FRONT OIL PUMP
60/	A, S	6&8	All	1	1	1	C1AZ 7B258-A	2 1/16" O.D. -9/16" long
							7B259	BUSHING - FRONT OIL PUMP DRIVE GEAR
60/	A, S	6&8	All exc. 430	1	1	1	C1AZ 7B259-A	1 15/16" O.D. -1 13/16" I.D. -3/8" wide
60	S	8	430			1	COMP 7B259-A	1 15/16" O.D. -1 13/16" I.D. -7/16" wide
							7A260	PISTON, GUIDE, RELEASE PISTON AND SEALS - FRONT BAND SERVO



P-6297

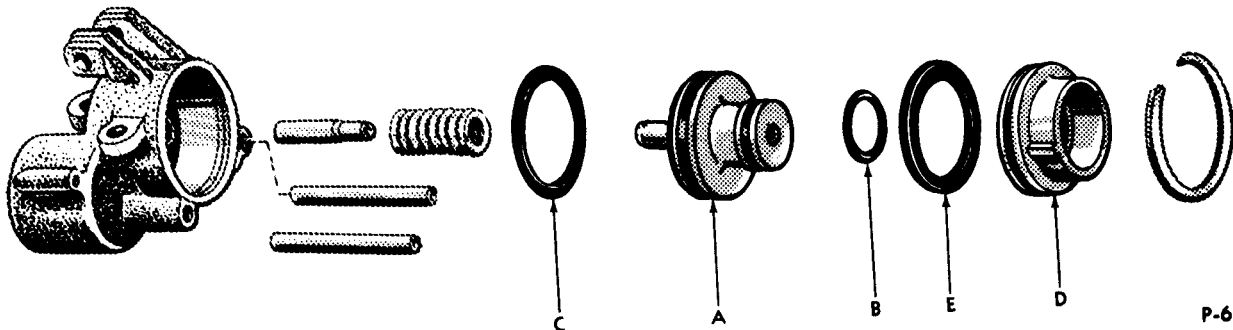
For complete service part number refer code numbers to listings following this chart

YEAR	MODEL	TYPE OF TRANS.	ENGINE		TRANSMISSION MODEL USAGE	A	B	C	D	E	F	G	QTY.
			CYL.	C.I.D.		PISTON	PISTON SEAL	GUIDE	GUIDE SEAL-SMALL	GUIDE SEAL-LARGE	RE-LEASE PISTON	RE-LEASE PISTON SEAL	
60	A	FX	8	352-2V		17	36	25	8	2	51	10	1
61/63	A	FX	8	352		16	36	26	32	2	52	9	1
64/	A	FX	8	352		16	36	22	32	2	49	34	1
60	A	MX	8	352-4V		15	38	23	35	4	52	9	1
61/63	A, S	MX	8	390	Use w/all #PCE models exc. #PCE AT-1, AU-1, AV-1	18	38	27	37	4	51	10	1
63	A, S	MX	8	390	Use w/#PCE AT-1, AU-1, AV-1	15	38	21	35	4	48	8	1
64/	A, S	MX	8	390									
60	S	MX	8	430		15	38	*24	35	4	50	10	1

Identification marking

7A260

PISTON, GUIDE, RELEASE PISTON AND SEALS - FRONT
BAND SERVO - continued



YEAR	MODEL	TYPE OF TRANS.	ENGINE		TRANSMISSION MODEL USAGE	A	B	C	D	E	QTY.
			CYL.	C.I.D.		PISTON	PISTON SEAL-SMALL	PISTON SEAL-LARGE	GUIDE	GUIDE SEAL	
60	A	FM	6	223		12	32	36	19	1	
60/62	A	FX	6&8	223,292		13	33	45	20	3	1
63/	A	FX	6&8	223,260 289	Use w/#PCT models	14	46	36	28	2	1

CODE NO.	SERVICE PART NUMBER	DESCRIPTION	CODE NO.	SERVICE PART NUMBER	DESCRIPTION
2	B1AZ 7C050-B	1.89" I.D.-2.39" O.D.	24*	B8SZ 7A269-A	#PBB 77364-B
3	B5AZ 7C050-B	1.78" I.D.-2.29" O.D.	25*	COAP 7A269-A	#COAP 7A269-A -not replaced
4	C1AP 7C050-A	2.00" I.D.-2.52" O.D.	26	C1AP 7A269-A	#C1AP 7A269-A
8	B7AZ 7C098-A	1.14" I.D.-round cut	27	C1AP 7A269-B	#C1AP 7A269-B
9	B8SZ 7C098-A	1.45" I.D.	28	C3AZ 7A269-A	#C3AP 7A269-A
10	C1AZ 7C098-A	1.24" I.D.			
12	B1AZ 7A164-A	1 1/2" small O.D.-2 3/8" large O.D.- 1 1/2" long	32	B1AZ 7A294-B	1.17" I.D.
13	COAP 7A164-B	#COAP 7A260-A	33	B6AZ 7A294-A	
14	C3AZ 7A164-A	#C3AP 7A260-A	34	B8AZ 7A294-B	1.21" I.D.
15	B7AZ 7A260-A	#PAN 77359-A	35	B8AZ 7A294-D	1.26" I.D.
16	B8AZ 7A260-A	#PBM 77359-A	36	B9AZ 7A294-D	2.10" I.D.
17	B8AZ 7A260-B	#PBM 77359-B	37	C1AZ 7A294-A	1.11" I.D.
18	C1AP 7A260-A		38	C1AZ 7A294-B	2.21" I.D.
19	B1AZ 7A269-A	#1P 77364-A	45	372984-S	1.88" I.D.
20	B6AZ 7A269-A	#PAR 77364-A	46	B1AZ 7C328-A	1.30" I.D.
21	B7AZ 7A269-B	#PAN 77364-A	48	B7A 7366-A	1.41" O.D.
22	B8AZ 7A269-A	1 7/16" I.D.-1 3/16" I.D. seal groove	49	B8A 7366-B	1.47" O.D.
23	B8AZ 7A269-C		50	B8S 7366-A	
			51	COAZ 7366-A	1.50" O.D.
			52	C1AP 7366-A	

* Identification marking

YEAR	MODEL	ENGINE		QUANTITY				PART NUMBER	PART NAME and DESCRIPTION
		CYL.	C.I.D.	FM	FX	MX			
								7A260	PISTON, GUIDE, RELEASE PISTON and SEALS - FRONT BAND SERVO - continued
									Attaching parts for servo release piston
60/	A, S	6&8	All	1	1	1		44716-S8(X15)	Washer-No. 10
60/	A, S	6&8	All	1	1	1		42802-S8(U33)	Screw & washer assy. - No. 10-32 x 3/8" pan head
								7B260	BUSHING - REAR OIL PUMP BODY
60/	A, S	6&8	All exc. 430	1	1	1		B5AZ 7B260-A	2 3/8" O.D. - 2 1/16" I.D. - 3/4" long
60	S	8	430			1		●C3SZ 7B260-B	
60/	A, S	6&8	All		1	1		B8AZ 7A261-A	SPRING - MANUAL CONTROL VALVE DETENT LEVER - 1 3/4" free length - 5/16" dia. - 23 coils
60	A	6	223	1				★1P 77276-A	2 5/16" free length-21 coils -not replaced
				1	1	1		305043-S (NN84A)	Pin-1/16" x 11/16"
								7B261	BUSHING - CONVERTER STATOR SUPPORT
60/	A, S	6&8	All exc. 430	1	1	1		B5AZ 7B261-A	1 1/16" O.D. - 15/16" I.D. - 1/2" long
60	S	8	430			1		★COMP 7B261-A	1 1/16" O.D. - 1" I.D. - 1/2" long - not replaced
								7A262	PISTON - FRONT CLUTCH
60/	A	6&8	All	1	1			C1AP 7A262-A	# C1AP 7A258-A
60/	A, S	6&8	All exc. 430			1		C1SZ 7A262-A	# C1SP 7A258-A
60	S	8	430			1		C1SZ 7A262-B	
								7B262	BUSHING - REAR CLUTCH DRUM AND SECONDARY SUN GEAR
60/	A	6&8	All	1	1			B1AZ 7B262-A	1 3/8" O.D. - 7/8" long
60/	A, S	6&8	All exc. 430			1		B5AZ 7B262-A	1 7/16" O.D. - 1 1/16" long
60	S	8	430			1		COMP 7B262-A	1 5/8" O.D. - 1 1/2" I.D. - 1 1/8" long
60/	A	6&8	All	1	1			7B264	RETAINER - REAR BAND SERVO SPRING
60/	A, S	6&8	All			1		B8AZ 7B264-A	3 7/32" O.D.
								B8SZ 7B264-A	3 15/32" O.D.
								7A266	PISTON ASSY. - REAR BAND SERVO
60/64	A	6&8	223,260, 289,292	1	1			C3AZ 7A266-A	2 15/16" O.D. - # PAZ 77413-A
60/	A	8	352		1			C3AZ 7A266-B	3 3/16" O.D. - # PBM 77413-A
60/	A, S	8	All			1		C3AZ 7A266-C	3 3/16" O.D. - # PBL 77413-A
60/64	A	8	352		1			B8AZ 7A266-D	3 1/4" O.D. - #PBB 77413-A
60/	A	6&8	All	1	1	1		B8AZ 7A266-A	VALVE - REAR BAND SERVO PISTON ACCUMULATOR
								7A269	GUIDE - FRONT BAND SERVO PISTON - Refer to Group 7A260
60/64	A	6	223	1	1			C0AP 7A270-E	SPRING - OIL PRESSURE REGULATOR VALVE - Also refer to Group 7B025
								7C288	KIT - GASKET AND SEAL
61	A	8	All		1			B1AZ 7C288-A	

Consists of the following

1-1P	7086-A	Gasket	1-B5AZ	7A191-A	Gasket	1-1P	77265-B	"O" ring
1-B1AZ	7A136-A	Gasket	1-B1AZ	7A222-A	Gasket	1-B5A	77288-A	Seal assy.
						1-C1VP	7B391-B	Gasket

Identification marking

• Reconditioners only

YEAR	MODEL	ENGINE		QUANTITY			PART NUMBER	PART NAME and DESCRIPTION
		CYL.	C.I.D.	FM	FX	MX		
							7C289	KIT - FRONT AND REAR SERVO PISTON SEALS
60/62	A	8	292		1		B9AZ 7C289-B	
	Consists of the following							
	1-B6A	77361-A	"O" ring	1-1P	77414-A	"O" ring		
	1-B5A	77365-C	Seal	1-	372894-S94	"O" ring		
60/	A, S	6&8	All	2	2	2	B1AZ 7A291-A	BOLT - PLANETARY GEARS SUPPORT TO CASE - 3/8"-16 x 29/32" pilot end
				2	2	2	351487-S (XX291)	Lockwasher-3/8" (to locate planetary support)
60/	A	6&8	223,260, 239,292	1	1		7A294 B1AZ 7A294-C	OIL SEAL - REAR BAND SERVO PISTON 2 3/4" O.D.
60/	A	8	352		1		B8AZ 7A294-A	2 9/16" O.D.
60/	A, S	6&8	All exc. 430			1	C8AZ 7423-A	3 1/8" O.D. -square cut lip
60	S	8	430			1	B7AZ 7A294-A	3 1/16" O.D.
							7A294	OIL SEAL - FRONT BAND SERVO - Refer to Group 7A260
60/	A, S	6&8	All	1	1	1	B1AZ 7A295-A	PIN - PARKING PAWL TOGGLE LEVER - 1 3/4" long-3/8" dia.
							7C328	OIL SEAL - FRONT CLUTCH CYLINDER - Refer to Groups 7C099 & 7A260
60/	A, S	6&8	All	1	1	1	B1AZ 7C329-A	OIL SEAL - REAR OIL PUMPINLET TUBE
60/	A, S	6&8	All exc. 430	1	1	1	7330 B4AZ 7330-A	LEVER - FRONT BAND ACTUATING
60	S	8	430			1	★B9LP 7330-A	Not replaced
60/	A, S	6&8	All	1	1	1	★372555-S	Set screw-3/8"-16 x 1 3/8" headless (lever adjusting)
				1	1	1	33799-S7(B52)	Locknut-3/8"
64/	A, S	6&8	All			1	C4AZ 7D345-A	SLEEVE - CONVERTER REACTOR JOURNAL
60/	A	6&8	All	1	1		7A360 C3AZ 7A360-A	CYLINDER - FRONT CLUTCH 45 external-54 internal teeth-3 3/16" o/all length
60	A	8	All			1	B9AP 7A360-B	45 external-54 internal teeth-3 1/2" o/all length
61/	A, S	6&8	All exc. 430			1	C1AP 7A360-A	45 external-54 internal teeth-3 1/2" o/all length
60	S	8	430			1	B9MP 7A360-A	52 external-60 internal teeth-3 5/8" o/all length
							7366	PISTON - FRONT BAND SERVO RELEASE - Refer to Group 7A260
62/	A, S	6&8	All	16	16	16	C3AZ 7C366-A	ROLLER - PLANETARY CLUTCH

• Reconditioners only

YEAR	MODEL	ENGINE		QUANTITY			PART NUMBER	PART NAME and DESCRIPTION
		CYL.	C.I.D.	FM	FX	MX		
							7B368	WASHER - OUTPUT SHAFT REAR THRUST
60/	A	6&8	All	1	1		C1SZ 7B368-A	3 1/2" O.D. - 2 3/16" I.D. - 1/16" thick - 2 tabs-6 oil grooves
60/62	A, S	8	352,390			1		
62/	A, S	8	All			1	C2AZ 7B368-A	2 7/8" O.D. - 2 1/8" I.D. - includes (56) rollers
60	S	8	430			1	C1VP 7B368-B	3 3/4" O.D. - 2 11/32" I.D. - 2 tabs-6 oil grooves
61/	A, S	6&8	All		1	1	C1AZ 7A377-B	DIAPHRAGM ASSY. - VACUUM - includes (1) C1AP 7B426-A gasket
61/	A, S	6&8	All		1	1	C2AZ 7A380-A	ROD - THROTTLE CONTROL VALVE - 2 7/8" long - 1/8" dia.
							7A385	WASHER - OUTPUT SHAFT FRONT THRUST - selective fit
60/	A	6&8	All	AR	AR		C5AZ 7A385-A	2 9/16" O.D. - 1 5/8" I.D. - .062" thick
				AR	AR		C5AZ 7A385-B	.068" thick
				AR	AR		B5A 77067-G	.075" thick
60/	A, S	6&8	All exc. 430			AR	C5AZ 7A385-E	2 7/8" O.D. - 1 5/8" I.D. - .061" thick
						AR	C5AZ 7A385-F	.068" thick
						AR	C5AZ 7A385-G	.075" thick
						AR	C5AZ 7A385-H	.082" thick
60/64	A, S	6&8	All exc. 430			AR	B5A 77067-J	.062" thick
60	S	8	430			AR	B8E 77067-A	3 3/16" O.D. - 1 3/4" I.D. - .062" thick
						AR	B8E 77067-B	.068" thick
						AR	B8E 77067-C	.075" thick
						AR	B8E 77067-D	.082" thick
							7A387	RACE - OUTPUT SHAFT REAR THRUST WASHER
62/	A, S	6&8	All			1	C2AZ 7A387-A	2 15/16" O.D. - 2 7/32" I.D. - use with roller type thrust washer
							7C389	VALVE - MAIN VALVE BODY MANUAL CONTROL
60	A	6	All	1			B7A 77764-A	
60/62	A, S	6&8	All		1	1	C2AZ 7C389-A	
63/	A, S	6&8	All		1	1	C3AZ 7C389-A	
60/64	A, S	6&8	All	1	1	1	C1VP 7B391-B	GASKET - GOVERNOR INSPECTION COVER
60	A, S	6&8	All	1	1	1	B5AZ 7A393-A	PLATE - MAIN CONTROL UPPER VALVE BODY - REAR
61/	A, S	6&8	All		1	1	C1SP 7A393-A	
							7A394	LEVER ASSY. - DOWNSHIFT CONTROL
61/64	A	6&8	All		1		*C1AZ 7A394-A	
61/	A	8	All			1	C1SZ 7A394-A	
61/	S	8	All			1		
							7A396	PLATE - MAIN CONTROL UPPER VALVE BODY - FRONT
61/	A, S	6&8	All		1	1	C1AP 7A396-A	
60/	A, B	6&8	All	2	2	2	374067-S (BB637D)	Screw-No. 10-24 x 7/16" (plate to valve body)
				2	2	2	34803-S(X60)	Washer-No. 10

YEAR	MODEL	ENGINE		QUANTITY			PART NUMBER	PART NAME and DESCRIPTION
		CYL.	C.I.D.	FM	FX	MX		
							7A398	DRUM AND PLANETARY GEARS ASSY. - REAR BRAKE
60/61	A	6&8	All	1	1		★ 7A398	Use 7C224 kit
62/	A	6&8	All		1		C3AZ 7A398-D	Use with roller type planetary clutch
60/62	A, S	8	All exc. 430			1	C1AP 7A398-B	Use with B9AZ 7A089-A sprag type planetary clutch
62/	A, S	6&8	All			1	C3AZ 7A398-C	Use with C3AZ 7A089-A roller type planetary clutch
60	S	8	430			1	C0MP 7A398-D	Use with B9AZ 7A089-B sprag type planetary clutch
							7A399	GEAR ASSY. - PRIMARY SUN
60/	A	6&8	All	1	1		C3AZ 7A399-D	Includes: rear and intermediate teflon seals-30-20 teeth-10" long
60/63	A, S	8	All exc. 430			1	C1AP 7A399-D	
63/	A, S	6&8	All			1	C3AZ 7A399-C	Includes: (1) B8TZ 7C096-A washer, (1) C4AZ 7D236-B & (1) B8A 77549-A race-30-22 teeth-10 11/16" long
60	S	8	430			1	C1MP 7A399-A	
							7423	SEAL - REAR SERVO PISTON OIL - Refer to Group 7A294
							7B437	PLATE - REAR CLUTCH PRESSURE
60/	A	6&8	All	1	1		C2AZ 7B437-A	54 teeth-3 7/8" I.D. -7/16" thick
60/	A, S	6&8	All exc. 430			1	B8SZ 7B437-A	54 teeth-3 7/8" I.D. -5/16" thick
60	S	8	430			1	B8AZ 7B437-A	60 teeth-4 7/16" I.D.
60/	A, S	6&8	All	1	1	1	B4AZ 7A441-A	PAWL - PARKING
							7B442	PLATE ASSY. - CLUTCH EXTERNAL SPLINE - Refer to Group 7B164
							7C458	ROLLER - REAR CLUTCH DRUM BRAKE AND SUN GEAR FRONT BEARING
60/	A	6&8	All	39	39		C2AZ 7C458-A	13/32" long-pointed ends
				39	39		B1A 77507-E	13/32" long-blunt ends
60/	A, S	6&8	All exc. 430			34	C2AZ 7C458-B	1/2" long-pointed ends
						34	B5A 77507-B	1/2" long-blunt ends
60	S	8	430			39	C2AZ 7C458-C	1/2" long-pointed ends
						39	B8S 77507-A	1/2" long-blunt ends
							7D469	TUBES - FRONT SERVO BAND
60/	A	6&8	All	1	1		B9TP 77379-A	3 15/16" long-5/16" O.D. -straight tube
60/	A, S	6&8	All			2	B5A 77379-A	3 11/16" long-5/16" O.D. -straight tube
60/	A	6&8	All	1	1			
60/	A, S	6&8	All	1	1	1	B5A 7470-A	SPACER - OIL PRESSURE REGULATOR VALVE - 9/16" O.D. -13/16" long
60	A	6	All	1			*C0MP 7B470-A	LEVER - PARKING PAWL TORSION SPRING - not replaced
60/62	A, S	6&8	All		1	1	C0AP 7B470-A	
							7D474	SPRING - REAR BAND SERVO PISTON
60/	A, S	6&8	All	1	1	1	C9OZ 7D474-A	3 3/16" large dia. -1 3/4" small dia. - 2 3/4" free length
							7A480	SPRING - REAR CLUTCH PISTON
60/	A, S	6&8	All exc. 430	1	1	1	B1AZ 7A480-A	2 3/8" free length-2 9/16" I.D.
60	S	8	430			1	B8SZ 7A480-A	2 1/16" free length-3 1/16" I.D.

YEAR	MODEL	ENGINE		QUANTITY				PART NUMBER	PART NAME and DESCRIPTION
		CYL.	C.I.D.	FM	FX	MX			
								7D480	BEARING ASSY. - REAR CLUTCH BRAKE DRUM AND SUN GEAR - FRONT - Refer to Group 77507
								7D483	SNAP RING - REAR CLUTCH PRESSURE PLATE RETAINER - Also Refer to Group 77523
60/	A, S	6&8	All exc. 430	1	1	1		1P 77523-A	5 9/16" O.D. -.076" thick
60	S	8	430				1	B8E 77567-A	6 1/4" O.D.
60/	A, S	6&8	All	1	1	1		C7AZ 7B498-A	OIL SEAL - MANUAL CONTROL LEVER -
								7A548	OIL SEAL - FRONT CLUTCH PISTON
60/	A	6&8	All	1	1			B6AZ 7A548-A	4 1/16" I.D.
60/	A, S	6&8	All exc. 430				1	C1AZ 7A548-B	3 15/16" I.D. -round cut lip
60	S	8	430				1	C1AZ 7A548-A	4 1/2" I.D.
60/62	A, S	6&8	All	1	1	1		C0AP 7A577-A	SNAP RING - PLANETARY CLUTCH - 4 3/4" O.D. -use with sprag type planetary clutch only
								7A626	BRAKE DRUM AND SECONDARY SUN GEAR - REAR CLUTCH - includes : (7B262) bushing and (77507) bearing assy.
60/62	A	6&8	223,292	1	1			B6AZ 7A626-B	54 drum-36 sun gear teeth
60/61	A	8	352		1			B8AZ 7A626-A	54 drum-36 sun gear teeth
62	A	8	352		1				Use w/# PCD-D & F only
62	A	8	352		1			C2AZ 7A626-A	Use w/# PCD-D1 & F1 only
63/	A	6&8	All		1				54 drum-36 sun gear teeth
60/62	A, S	8	All exc. 430				1	C0AP 7A626-A	54 drum-36 sun gear teeth
63	A, S	8	All				1		Use w/# PCE-L, M, N, R, U, V models only
63	A, S	8	All				1	C3AZ 7A626-A	Use w/# PCE-Y, Z, AA, AB, AD, AL, AM models only
64/	A, S	6&8	All				1		54 drum-36 sun gear teeth
60	S	8	430				1	*C3SZ 7A626-A	60 drum-45 sun gear teeth Repl. by C3SZ 7A626-ARM (3-69)
60/	A, S	6&8	All	1	1	1		B3A 7729-A	PLATE - MAIN CONTROL LOWER VALVE BODY SIDE COVER
63/	A, S	6&8	All		1	1		* B6AZ 7A812-A	WASHER - CONVERTER IMPELLER THRUST
								7A813	ROLLER - CONVERTER STATOR CLUTCH
60/	A, S	6&8	All	7 or 8	7 or 8	7 or 8		* C4AZ 7190-B	
60/	A, S	6&8	All	AR	AR	AR		* B9AZ 7A814-A	SPRING - CONVERTER STATOR CLUTCH
								7902	CONVERTER ASSY.
60/64	A	6	223	★	★				Bolted type-serviced in details
60/62	A	8	292		1			C2AZ 7902-A	
60/62	A, S	8	352		1	1		C2AZ 7902-D	
63/64	A	8	260,289	1	1			*C3AZ 7902-F	
63/	A, S	8	352,390				1	C3AZ 7902-M	# 20, # 24, # 32, # 35
60/	A, S	6&8	All	2	2	2		357916-S(PP35)	Plug-1/8"-27 dry seal (converter drain plug)
				4	4	4		34370-S8(M99)	Locknut-3/8"-24 (converter to flywheel)
				4	4	4		356403-S8 (XX126)	Washer-3/8"

Identification marking

• Reconditioners only

■ Includes (4) 378941-S7 lock nuts to be assembled to converter studs "From 3/1/64" per technical letter FT-260

YEAR	MODEL	ENGINE		QUANTITY				PART NUMBER	PART NAME and DESCRIPTION
		CYL.	C.I.D.	FM	FX	MX			
60/64	A	6	223	1	1			7908	IMPELLER - CONVERTER
63/	A	8	260,289		1			C2AZ 7908-A	
								●C3AZ 7908-A	
								7915	HUB - CONVERTER IMPELLER
60	A	6	223	1	1			● PAR 7915-A	
60/64	A, S	8	292,352 390,430		1	1			
63/	A	8	260,289		1	1		●C3AZ 7915-A	
64	A	6	223		1			C2AZ 7915-B	
60/64	A	6	223	1	1			1P 7916-A	GASKET - CONVERTER IMPELLER HUB TO IMPELLER
								7920	TURBINE ASSY. - CONVERTER
60/64	A	6	223	1	1			C2AZ 7920-A	
63/	A	8	260,289		1			●C3AZ 7920-A	
63/	A, S	8	352,390		1	1		●C2AZ 7920-B	
								7926	HUB - CONVERTER TURBINE
61/	A, S	6&8	223,352, 390		1	1		●C2AZ 7926-C	
60	S	8	430			1		●B8SZ 7926-B	
								7932	STATOR ASSY. - CONVERTER
60	A	6	223	1	1			1P 7932-A	
61/	A, S	6&8	All			1		C2AZ 7932-B	
64	A	6	223		1			C2AZ 7932-A	
								7937	WASHER - CONVERTER STATOR FRONT AND REAR THRUST
60	A	6	223	1	1			B8A 7937-A	Kit-consists of (1) C2AZ 7937-D & (1) PAN 7937-D
60/	A, S	6&8	All				AR	● PAN 7937-D	# PAN 7937-D
				AR	AR			●C2AZ 7937-D	# C2AP 7937-A & # C2VP 7937-A
					2	2		C5AZ 7937-D	# C5AP 7937-B
					2	2		C5AZ 7937-E	# C5AP 7937-A or # C7AP 7937-A
				AR	AR			●C7AZ 7937-A	# C7AP 7937-B
				AR	AR			C7DZ 7937-A	#C7DP 7937-B
								7937	WASHER - TURBINE TO COVER FRONT THRUST
60/	A, S	6&8	All	1	1	1		1P 7962-A	1 1/4" I. D. - 2 7/16" O. D. - .061" thick - flat surface
								7940	CLUTCH ASSY. - CONVERTER STATOR
60	A	6	223	1	1			B9AP 7940-A	Sprag type
60	S	8	430			1		*B9MP 7940-A	Not replaced
60/	A, S	6&8	All	2	2	2		1P 7945-A	SNAP RING - CONVERTER STATOR RETAINING
								7946	RACE - CONVERTER STATOR CLUTCH - INNER
60	A	6	223	1	1			1P 7946-A	
60/	A, S	8	All		1	1		C2AZ 7946-A	
								7947	RACE - CONVERTER STATOR CLUTCH - OUTER
60	A	6	223	1	1			1P 7947-B	
60	A, S	8	All		1	1		C2AZ 7947-C	
61/	A, S	6&8	All		1	1			
								7950	COVER AND STARTER RING GEAR ASSY. - CONVERTER
60/64	A	6	223	1	1			1P 7950-E	
63	A	8	260		1			●C3OZ 7950-B	

Identification marking

● Reconditioners only

YEAR	MODEL	ENGINE		QUANTITY			PART NUMBER	PART NAME and DESCRIPTION
		CYL.	C.I.D.	FM	FX	MX		
							7954	PILOT - CONVERTER COVER
63/	A, S	8	352,390		1	1	• C3AZ 7954-A	
							7962	WASHER - TURBINE TO COVER FRONT THRUST - Refer to Group 7937
60/64	A	6	223	1	1		B3A 7963-A	GASKET - CONVERTER COVER TO IMPELLER
							7964	BOLT - CONVERTER COVER TO IMPELLER
60/64	A	6	223	18	18		1P 7964-D	5/16"-24 x 1"-special head
				18	18		34393-S7(M98)	Locknut-5/16"
							7964	STUD - CONVERTER
63/	A	6&8	All		4		• C4AZ 7964-A	3/8"-24 x 1" - round head
63/64	A, S	8	All			4	• C3AZ 7964-A	3/8"-24 x 3/4"-flat head
60	A	6	223	1	1		C4TZ 7975-A	HOUSING ASSY. - CONVERTER
64	A	6	223		1		1P 7975-E	
							7976	HOUSING ASSY. - CONVERTER
60/62	A	8	All		1		*C1AP 7976-A	
63/64	A	8	All		1		C3AZ 7976-B	
60/64	A, S	8	All exc. 430			1	C1SP 7976-A	
60	S	8	430			1	*COMP 7976-B	Not replaced
60/	A, S	6&8	All	AR	AR	AR	20450-S(B106)	Bolt-7/16"-14 x 1 3/8" hex. head
				AR	AR	AR	20546-S8(B114)	Bolt-7/16"-14 x 2 1/2"
				AR	AR	AR	34808-S8(X67)	Lockwasher-7/16"
60	S	8	430			2	20508-S8(B110)	Bolt-7/16"-14 x 1 5/8"
60/62	A	8	All		1		B6A 7980-A	COVER - CONVERTER HOUSING LOWER ACCESS
							7985	COVER ASSY. - CONVERTER - Refer to Group 7986
							7986	COVER ASSY. - CONVERTER
60/62	A	8	292		1		COMM 7985-A	
60/62	A, S	8	352,390		1	1	B8A 7985-A	
63/64	A	8	260,289		1		C3AZ 7985-B	
63/	A, S	6&8	289,352			1	C5AZ 7986-B	
60/62	A, S	6&8	All		AR	AR	20310-S8(B48)	Bolt-5/16"-18 x 1 1/2" hex.hd.(cover to housing)
					AR	AR	34806-S7(X64)	Lockwasher-5/16"
					AR	AR	42789-S8(U10)	Screw & washer assy. - 5/16"-18 x 3/4" hex.hd. (cover to housing)
63/	A	8	352,390			1	C3AZ 7989-A	GASKET - CONVERTER HOUSING
60/	A, S	6&8	All	1	1	1	B8A 77014-A	PLATE - MAIN CONTROL LOWER VALVE BODY END
				AR	AR	AR	374067-S100 (BB673D)	Screw-No. 10-24 x 7/16"
				AR	AR	AR	34803-S7(X60)	Washer-No. 10
							77063	SLEEVE - OUTPUT SHAFT OIL - Selective fit
60/	A, S	6&8	All	1	1	1	Δ B1A 77063-A	Standard - 3/4" & 1 1/4" O. D.
				AR	AR	AR	Δ C9AZ 77063-B	.005" O/S
				AR	AR	AR	Δ C9AZ 77063-C	.010" O/S
				AR	AR	AR	Δ C9AZ 77063-D	.015" O/S
							77067	WASHER - OUTPUT SHAFT FRONT THRUST - Refer to Group 7A385

• Reconditioners only

Δ For installation refer to Technical Service Bulletin No. 84 dated 1-26-68 Article No. 1266

YEAR	MODEL	ENGINE		QUANTITY				PART NUMBER	PART NAME and DESCRIPTION
		CYL.	C.I.D.	FM	FX	MX			
								77136	SNAP RING - GOVERNOR TO SHAFT
60/	A	6&8	All	1	1			1P 77136-A	1 9/16" free dia. -.080" thick
60/	A, S	6&8	All				1		
60/	A, S	6&8	All	1	1	1		1P 77138-B	COVER - GOVERNOR INSPECTOR
				2	2	2		31064-S7(U66)	Screw & washer-1/4"-20 x 1/2" pan head
				2	2	2		357914-S(XX59)	Washer-rubber-1/4"
60/	A, S	6&8	All	1	1	1		1P 77265-B	OIL SEAL - OUTER THROTTLE CONTROL LEVER - INNER - 7/16" O.D. -5/16" I.D. - 1/8" thick
								77276	SPRING - MANUAL CONTROL VALVE DETENT LEVER - Refer to Group 7A261
60/	A, S	6&8	All	1	1	1		B5A 77283-A	LEVER - THROTTLE CONTROL INNER
				1	1	1		33798-S7(M62)	Nut-5/16"-24 inner lever (77283) to outer lever (7A259)
								77308	PIN - PARKING PAWL TORSION SPRING LEVER - Refer to Group 7A119
60/	A, S	6&8	All	1	1	1		1P 77312-A	PIN - PARKING PAWL - 1/2" dia. -2" long
60/	A, S	6&8	All	1	1	1		1P 77314-A	SPRING - PARKING PAWL TOGGLE RETURN
60/	A, S	6&8	All exc. 430	1	1	1		1P 77316-A	LINK - PARKING PAWL TOGGLE TO PAWL
60	S	8	430			1		*B8S 77316-A	Not replaced
60/	A, S	6&8	All	1	1	1		356414-S (XX110)	Washer-5/16" flat
60/	A, S	6&8	All	1	1	1		1P 77318-A	PIN - PARKING PAWL TOGGLE LINK TO PAWL - 5/16" dia. -7/8" long
								77322	ROD - PARKING PAWL TOGGLE OPERATING LEVER AND MANUAL CONTROL DETENT LEVER CONNECTING Refer to Group 7A232
60/	A, S	6&8	All	1	1	1		B8A 77323-A	RETAINER - PARKING PAWL TOGGLE RETURN SPRING
60/	A, S	6&8	All exc. 430	1	1	1		1P 77326-A	RETAINER - PARKING PAWL TOGGLE LEVER PIN - 9/16" O.D.
60	S	8	430			1		B8S 77326-A	11/16" O.D.
60/	A, S	6&8	All	1	1	1		1P 77356-A	PIN - REAR BAND SERVO ACTUATING LEVER SHAFT
								77366	SNAP RING - FRONT BAND SERVO PISTON GUIDE TO SERVO BODY
60/62	A	6&8	223,292	1	1			*B5A 77366-A	2 3/4" free dia. -.044" thick -not replaced
60/	A	8	260,289		1			1P 77366-A	2 1/2" free dia. -.044" thick
64	A	6	352 223		1				
60/	A, S	6&8	All			1		B6S 77366-A	2 3/4" free dia. -.044" thick
60/	A, S	6&8	All	1	1	1		B8A 77369-A	SPRING - REAR BAND SERVO ACCUMULATOR - 9/16" large O.D. -1/4" small O.D. -9/16" long
								77377	PIN - FRONT BAND ANCHOR
60/	A, S	6&8	All	1	1	1		C8AZ 7E243-A	
								77379	TUBE - FRONT BAND SERVO OIL - Refer to Group 7D469

YEAR	MODEL	ENGINE		QUANTITY			PART NUMBER	PART NAME and DESCRIPTION
		CYL.	C.I.D.	FM	FX	MX		
							77406	BEARING - REAR SERVO LEVER - NEEDLE
60/	A, S	6&8	All	29	29	29	B5A 77406-A	1 1/16" O.D. - 15/16" long
				2	2	2	353592-S (XX198)	Washer-7/32" I.D. - 1/2" O.D. (retain needle bearing in actuator lever)
							77415	SPRING - REAR BAND SERVO PISTON - Refer to Group 7D474
							77417	SNAP RING - REAR BAND SERVO PISTON RETAINING
60/	A, S	6&8	All			1	B8S 77417-A	3 11/16" free dia. - 1/16" thick
60/	A	6&8	All	1	1		B8A 77417-A	3 7/16" free dia. - 1/16" thick
							77420	BOLT - REAR BAND SERVO BODY TO CASE - Refer to Group 7B172
							77465	SPRING - OIL PRESSURE REGULATOR VALVE - Refer to Group 7D160
							77469	TUBE - OIL PRESSURE REGULATOR MAIN CONTROL VALVE
60/	A	6&8	All	1	1		B5A 77469-A	5 9/16" overall length
60/	A, S	6&8	All			1	B5S 77469-A	6 1/8" overall length
							77507	BEARING ASSY. - REAR CLUTCH BRAKE DRUM AND SECONDARY SUN GEAR - Also serviced in 7A626 assy.
60/	A	6&8	All	1	1		B1A 77507-D	1 5/16" O.D. - 1/2" long - includes: (7C458) needle rollers
60/	A, S	6&8	All exc. 430			1	B5A 77507-A	1 1/2" O.D. - 5/8" long - includes: (7C458) needle rollers
60	S	8	All			1	B8E 77507-A	1 11/16" O.D. - 5/8" long - includes: (7C458) needle rollers
							77507	ROLLER - REAR CLUTCH BRAKE DRUM AND SECONDARY SUN GEAR BEARING - Refer to Group 7C458
							77514	PISTON - REAR CLUTCH - Refer to Group 7D157
							77516	SEAT - REAR CLUTCH PISTON SPRING
60/	A	6&8	All	1	1		1P 77516-B	2 7/8" O.D. - 1 11/16" I.D. - 5/16" wide
60/	A, S	6&8	All			1	B5A 77516-B	2 7/8" O.D. - 1 7/8" I.D. - 5/16" wide
							77517	SNAP RING - REAR CLUTCH PISTON SPRING SEAT RETAINING
60/	A	6&8	All	1	1		1P 77517-A	1 1/2" I.D.
60/	A, S	6&8	All			1	B5A 77517-A	1 11/16" I.D.
							77523	SNAP RING - INPUT SHAFT TO FRONT CLUTCH CYLINDER RETAINING - Also refer to Group 7D483
60/62	A	6&8	All	1	1		1P 77523-A	5 9/16" O.D. - .078" thick
60/	A, S	6&8	All exc. 430			1	1P 77567-A	5 9/16" O.D. - .091" thick
63/	A	6&8	All			1		
60	S	8	430			1	B8E 77567-A	6 1/4" O.D.
							77524	WASHER - SECONDARY SUN GEAR - INNER THRUST
60/	A	6&8	All	1	1		1P 77524-A	2 3/8" O.D. - 1 11/16" I.D. - 1/8" thick
60/	A, S	6&8	All exc. 430			1	B5S 77524-A	2 5/8" O.D. - 1 7/8" I.D. - 1/8" thick
60	S	8	430			1	B8E 77524-A	3 1/2" O.D. - 2 1/8" I.D. - 1/8" thick

YEAR	MODEL	ENGINE		QUANTITY			PART NUMBER	PART NAME and DESCRIPTION
		CYL.	C.I.D.	FM	FX	MX		
							77542	OIL SEAL - PRIMARY SUN GEAR - FRONT - Refer to Group 7C169
							77543	OIL SEAL - PRIMARY SUN GEAR - REAR - Refer to Group 7C169
							77545	WASHER - PRIMARY TO SECONDARY SUN GEAR THRUST
60/	A	6&8	All	1	1		1P 77545-A	1 7/8" O.D. -1 1/4" I.D.
60/	A, S	6&8	All exc. 430			1	B5S 77545-A	2 3/16" O.D. -1 5/16" I.D.
60	S	8	430			1	B8E 77545-A	2 1/4" O.D. -1 1/2" I.D.
							77549	RACE - PRIMARY SUN GEAR THRUST BEARING WASHER ASSY.
60/	A, S	6&8	All exc. 430	1	1	1	B8A 77549-A	2" O.D. -1 1/4" I.D.
60	S	8	430			1	B8S 77549-A	2 1/2" O.D. -1 1/2" I.D.
							77563	RING - FRONT CLUTCH PISTON DISC SPRING
60/	A	6&8	All	1	1		B5A 77563-A	3 1/16" free dia.
60/	A, S	6&8	All			1	1P 77563-A	2 13/16" free dia.
							77567	SNAP RING - FRONT CLUTCH DISC SPRING RETAINING - Also refer to Group 7D483 and 77523
60/	A, S	6&8	All exc. 430	1	1	1	1P 77567-A	5 9/16" O.D.
60	S	8	430			1	B8E 77567-A	6 1/4" O.D.
							77573	PLATE ASSY. - FRONT CLUTCH EXTERNAL SPLINE - Refer to Group 7B164
							77577	WASHER - FRONT CLUTCH HUB TO INPUT SHAFT THRUST
60/	A, S	6&8	All exc. 430	1	1	1	B5S 77577-B	1 11/16" O.D. -7/8" I.D.
60	S	8	430			1	B8E 77577-A	2 1/4" O.D. -1" I.D.
							77607	PLUNGER - MANUAL CONTROL VALVE DETENT LEVER
60/	A, S	6&8	All		1	1	B8A 77607-A	5/16" O.D. -11/16" long
60	A	6	223	1			372720-S(AA11)	Bolt-1/4" (used as plunger)
60/	A, S	6&8	All	1	1	1	B8A 77658-A	VALVE - REAR BAND SERVO CHECK
60/	A, S	6&8	All	1	1	1	B8S 77739-A	PLATE - MAIN CONTROL VALVE ASSY. - SIDE
							77764	VALVE - MAIN CONTROL MANUAL - Refer to Group 7C389
60/	A	6&8	All	1	1		1P 77868-A	OIL SEAL - REAR OIL PUMP OUTLET TUBE
60/	A, S	6&8	All			1		
							77883	OIL SEAL - OIL DISTRIBUTOR - Also refer to Group 7C169
60/	A	6&8	All	4	4		1P 77883-A	1 1/2" O.D. -snap ring type-cast iron
60/	A, S	6&8	All exc. 430			4		
60	S	8	430			4	B8E 77883-A	1 5/8" O.D. -snap ring type-cast iron

YEAR	MODEL	ENGINE		PART NUMBER	QTY.	PART NAME AND DESCRIPTION
		CYL.	C.I.D.			
				7D000		TUBE-OIL DISTRIBUTOR SLEEVE OIL
64/	A, B	6&8	All	C4AZ 7D000-A	1	3 3/4" long-2 1/8" rise
				C4AZ 7D000-B	1	4 1/4" long-2 11/16" rise
64/	A, B	6&8	All	C4AZ 7D001-A	1	BUSHING - REVERSE BRAKE DRUM - 4 3/4" O.D. - 1" long
				7005		CASE ASSEMBLY
64	A, B	6&8	All	C4AZ 7005-D	1	Includes-(12) C4AZ 7D170-C springs and (1) C4AZ 7D191-C retainer
64/	A, B	6&8	All	87650-S(P12)	1	Plug-dry seal-1/8"-27 (to plug servo pressure hole in case)
				7D006		PLANET ASSEMBLY-REVERSE
64/	A, B	6&8	All	C4AZ 7D006-E	1	
				7A008		PLATE-MAIN CONTROL SEPARATING
64	A, B	6&8	All	C4AZ 7A008-E	1	
				7A011		OIL SEAL-OUTPUT SHAFT
64/	A, B	6&8	All	B9AP 7A011-A	1	1" I.D. - 13/16" long-#(4) ribs on O. D.
				372401-S(QQ68)	1	Snap ring-1 1/16" I.D. (oil seal to shaft)
64/	A, B	6&8	All	C4AZ 7D011-A	3	RING - GOVERNOR HOUSING SEAL
				7D014		WASHER-FRONT PUMP SUPPORT THRUST- Selective fit Without tangs
64/	A, B	6&8	All	C4AZ 7D014-A	1	2 3/4" O. D. - 1 13/16" I. D. - #1 - .040" thick
				C4AZ 7D014-B	1	#2 - .055" thick
				C4AZ 7D014-C	1	#3 - .072" thick
				C4AZ 7D014-D	1	#4 - .089" thick
				C4AZ 7D014-E	1	#5 - .106" thick
				C4AZ 7D014-F	1	#Red - .123" thick
				C4AZ 7D014-G	1	#Purple-.140" thick
				7015		SHAFT ASSEMBLY-INPUT
64/	A, B	6&8	All	C4AZ 7015-A	1	10" long-24 splines
64/	A, B	6&8	All	C4AZ 7D018-B	1	BUSHING - FRONT PUMP SUPPORT
64/	A, B	6&8	All	C4AZ 7D019-B	1	SEAL - REVERSE CLUTCH CYLINDER
				7A020		INDICATOR-TRANSMISSION OIL LEVEL
64	A, B	6&8	All	C4AZ 7A020-D	1	
64/	A, B	6&8	All	C4AZ 7D020-A	2	SEAL - REVERSE CLUTCH CYLINDER - 1 3/4" O.D. - .093" thick
				7D021		PISTON ASSEMBLY-FRONT SERVO BAND - Refer to Group 7D022
				7D022		PISTON-FRONT SERVO BAND
64	A	6	223	C4AZ 7D021-A	1	Piston and rod included
64	A, B	8	260,289	C4AZ 7D021-C	1	Piston and rod included
64	A, B	6&8	All	97515-S(Q1D)	1	Ring-3/8" dia. (to retain piston to rod)
				7D024		SEAL-FRONT BAND SERVO PISTON LARGE
64	A	6	223	C4AZ 7D024-B	1	#(4) Blue stripes-3 3/8" O.D. -2 7/8" I.D.
64/	A, B	6&8	260,289	C4AZ 7D024-A	1	#(4) White stripes-3 13/16" O.D. -3 5/16" I.D.
64/	A, B	6&8	All	C4AZ 7025-A	1	BUSHING - CASE
				7D025		SEAL-FRONT BAND SERVO PISTON SMALL
64	A	6	223	C4DZ 7D025-A	1	#(4) Orange stripes-2 7/8" O.D. -2 1/2" I.D.
64/	A, B	8	289	C4AZ 7D025-B	1	Use with all models except #PCW-AC, AF, AZ, BA, #PDA-A, C, D
64	B	8	260		1	
				7D026		GASKET-FRONT BAND SERVO COVER
64/	A, B	6&8	All	C4AZ 7D026-B	1	

Identification marking

YEAR	MODEL	ENGINE		PART NUMBER	QTY.	PART NAME AND DESCRIPTION
		CYL.	C.I.D.			
				7D027		COVER-FRONT BAND SERVO
64	A	6	223	C4AZ 7D027-G	1	#Z and #C6DP 7D027-B-includes attaching bolts
64	B	8	260	C4OZ 7D027-E	1	#B and #C6AP 7D027-B - includes attaching bolts-use with all models except #PCW-AG
64/	A, B	8	289	C4AZ 7D027-F	1	#A and #C6AP 7D027-C - includes attaching bolts use with all models except #PCW-AC, AF, AZ, BA, #PDA-A, C, D
				7D028		SPRING-FRONT BAND SERVO PISTON
64/	A, B	6&8	All	C4AZ 7D028-A	1	#White stripe
				7D029		STRUT-FRONT and REAR BAND
64/	A, B	6&8	All	C4AZ 7D029-A	1	Reverse-actuating
				C4AZ 7A175-A	1	Reverse-anchor
64	A, B	6&8	All	C4AZ 7D029-A	1	Front-actuating
				C4AZ 7D029-B	1	Front-anchor
64/	A, B	6&8	All	C4AZ 7D031-A	1	SPRING - REVERSE SERVO PISTON - 6 coils - 1 5/16" dia.
64/	A, B	6&8	All	B3TZ 7A034-A	1	BUSHING - EXTENSION HOUSING - 1 1/2" I. D. - 1 5/8" O. D. - 1 1/2" long
				7D034		BAND ASSEMBLY-INTERMEDIATE SERVO
64	A, B	6&8	All	C4AZ 7D034-C	1	#53
64/	A, B	6&8	All	C4AZ 7D036-A	1	COVER - REVERSE BAND SERVO
				20326-S7(B49)	4	Bolt-5/16"-18 x 5/8" (cover to case)
				7A039		HOUSING-EXTENSION
64/	A, B	6&8	All	C4AZ 7A039-C	1	#C6DP 7A040-A or #C4AP 7A040-C
64/	A, B	6&8	All	371186-S(BB441)	6	Bolt-3/8"-16 x 1 1/8" shoulder (extension to case)
				351487-S(XX291)	6	Lockwasher-3/8"
64/	A, B	6&8	All	C4AZ 7D040-A	1	SEAL - REVERSE BAND SERVO COVER
				7D044		DRUM ASSEMBLY-REVERSE and HIGH CLUTCH
64	A, B	6&8	All	C4AZ 7D044-D	1	
64/	A, B	6&8	All	C4AZ 7D046-A	1	BUSHING - REVERSE and HIGH CLUTCH DRUM
64/	A, B	6&8	All	C2AZ 7052-A	1	OIL SEAL - EXTENSION HOUSING - 2 5/8" O. D. - 1 1/2" I. D. - 1 5/8" long
				7C053		GOVERNOR ASSEMBLY-Refer to Groups 7C063 and 7D220
64/	A, B	6&8	All exc.Spl	*C4AZ 7C053-C	1	Replaced by details (6-68) - See Illustration Section A70. 4, page 2 for details
64/	B	8	289 Spl	C4OZ 7C053-A	1	
				7060		SHAFT ASSEMBLY-OUTPUT
64/	A, B	6&8	All	C4AZ 7060-C	1	34-37-39 spline teeth-19 3/4" long-7 tooth speedometer gear rolled on shaft
				7C063		GOVERNOR ASSEMBLY-LESS COUNTERWEIGHT
64/	A, B	6&8	All exc.Spl	C4AZ 7C063-B	1	#Yellow paint stripe
64/	B	8	289 Spl	C4OZ 7C063-B	1	#White paint stripe
64/	A, B	6&8	All	C4AZ 7D063-B	1	GEAR ASSEMBLY - INPUT SHELL PRIMARY - 2 13/32" long-32 teeth
				378254-S(QQ83)	2	Snap ring-1 13/16" I. D.(gear to shell)

Identification marking

YEAR	MODEL	ENGINE		PART NUMBER	QTY.	PART NAME AND DESCRIPTION
		CYL.	C.I.D.			
				7D064		SHELL-PRIMARY SUN GEAR INPUT
64	A,B	6&8	All	C4AZ 7D064-B	1	Cup shaped-5 1/4" O.D.-3 1/4" wide
64/	A, B	6&8	All	378254-S(QQ83)	1	Retaining ring-1 13/16" (shell to gear assy.)
64/	A, B	6&8	All	C4AZ 7D065-A	2	BUSHING - SUN GEAR - 1 7/32" O.D. - 5/8" long
				7B066		PLATE-CLUTCH PRESSURE
64/	A, B	6&8	All	C4AZ 7B066-A	1	Reverse clutch-.220" thick
64/	A, B	6&8	All	C5AZ 7B066-C	1	Forward clutch-front plate-.267" thick at convex surface
64	A, B	6&8	All	C4AZ 7B066-D	1	Forward clutch-rear plate-.221" thick-flat surface
64/	A, B	6&8	All			Retainer-snap ring-forward and reverse clutch pressure plate-selective fit
				378875-S(QQ92F)	AR	4 13/16" I.D.-.062" thick
				378260-S(QQ93)	AR	.072" thick
				378876-S(QQ93A)	AR	.090" thick
				378871-S(QQ92E)	AR	.104" thick
64/	A, B	6&8	All	C4AZ 7D066-B	1	WASHER - INPUT SHELL THRUST - 3 5/16" dia. - 32 internal teeth
				7B067		HUB-FRONT CLUTCH
64	A, B	6&8	All	C4AZ 7B067-A	1	Without bushing
64/	A, B	6&8	All	C4AZ 7D069-A	1	PLUNGER - MANUAL CONTROL VALVE DETENT-5/16" dia.-3/8" long
64/	A, B	6&8	All	C4AZ 7B070-B	1	DISC SPRING - FRONT CLUTCH PISTON - 4 11/16" O.D.-2 5/8" I.D.
64/	A, B	6&8	All	C4AZ 7D070-A	1	SPRING - PARKING PAWL RETURN - 2 1/2" coils 15/16" free length
				7D071		SHAFT-PARKING PAWL
64/	A, B	6&8	All	C4AZ 7D071-B	1	1 9/16" long-1/2" dia. -use with C4AZ 7A441-C pawl
64/	A, B	6&8	All	C4AZ 7D072-B	1	WASHER - REVERSE BRAKE DRUM THRUST
64/	A, B	6&8	All	C4AZ 7086-C	1	GASKET - EXTENSION HOUSING
64/	A, B	6&8	All	C4AZ 7D090-A	1	WASHER - FORWARD CLUTCH HUB THRUST - 2 1/8" O.D.-1 1/8" I.D.-3 tabs
				7D091		WASHER-REVERSE CLUTCH HUB THRUST-Selective fit
64/	A, B	6&8	All	C4AZ 7D091-H	AR	Kit - includes 4 washers #1 - .042" thick, #3 - .074" thick, #4 - .091" thick, #5 - .108" thick
				C4AZ 7D091-G	AR	#2 - .057" thick
64/	A, B	6&8	All	C4AZ 7D095-A	1	BAND ASSEMBLY - REVERSE CLUTCH
64/	A, B	6&8	All	C4AZ 7C096-A	1	WASHER - REVERSE BRAKE DRUM - 3 1/8" O.D. - 2" I.D.-.063" thick
64	A, B	6&8	All	C4AZ 7A098-B	1	SCREEN ASSEMBLY - OIL PAN

Identification marking

7A100

MAIN CONTROL VALVE BODY ASSEMBLY

MAIN CONTROL IDENTIFICATION CHART

An identification number appears on a metal tag at the lower end of the main control assembly. The following chart will provide quick identification of the service part number when the identification number is known. Also the main control assembly may be selected by model, year and description under Group No. 7A100 which follows the chart.

MAIN CONTROL BODY IDENTIFICATION	SERVICE PART NUMBER	MAIN CONTROL BODY IDENTIFICATION	SERVICE PART NUMBER
#1B	C4AZ 7A100-E	#1K	C4AZ 7A100-E
#1G	C4AZ 7A100-E	#1U	C4OZ 7A100-L
		#1V	C4AZ 7A100-E

YEAR	MODEL	ENGINE		PART NUMBER	QTY.	PART NAME AND DESCRIPTION
		CYL.	C.I.D.			
				7A100		Continued
64	A, B	6&8	All exc. Spl.	C4AZ 7A100-E	1	#1B, #1G, #1K, #1V
64/	B	8	289 Spl	C4OZ 7A100-L	1	#1U
64/	A, B	6&8	All	20384-S(B43)	7	Bolt-1/4"-20 x 1" (body to case)
				20464-S(B43EA)	1	Bolt-1/4"-20 x 1 1/2"
				7D100		GASKET-VALVE BODY SEPARATOR PLATE
64	A, B	6&8	All	C4AZ 7D100-B	1	
				7A103		PUMP ASSEMBLY-FRONT OIL
64/	A, B	6&8	All	C4AZ 7A103-E	1	
64/	A, B	6&8	All	376950-S(KK53G)	1	Seal-7 3/8" I.D. (pump to housing)
64/	A	6&8	All	378785-S(BB545L)	7	Bolt-3/8"-16 x 1 5/8" (pump to housing)
64/	B	6&8	All	379296-S(BB545K)	7	Bolt-3/8"-16 x 1 3/8" (pump to housing)
				7A108		SUPPORT ASSEMBLY-CONVERTER STATOR
64/	A, B	6&8	All	C5AZ 7A108-F	1	
				20326-S(B49)	5	Bolt-5/16"-18 x 5/8" (support to pump)
64/	A, B	6&8	All	C4AZ 7A115-A	1	LEVER ASSEMBLY - MANUAL CONTROL VALVE DETENT
				377330-S(MM169K)	1	Nut-9/16"-18 (lever assembly to 7A256)
64/	A, B	6&8	All	C4AZ 7A117-A	1	LEVER ASSEMBLY - PARKING PAWL TOGGLE OPERATING
				97409-S8(Q5A)	1	Ring-1/4" retaining (lever to rod)
				97411-S2(Q5C)	1	Ring-3/8" retaining (lever to case)
				7A136		GASKET-FRONT OIL PUMP TO CASE
64/	A, B	6&8	All	C4AZ 7A136-C	1	
				7153		KIT-GASKET and OIL SEAL
64/	A, B	6&8	All	C5AZ 7153-F	1	

Consists of the following

OIL SEALS

GASKETS

VALVE

1-B9AP	7A011-A	1-C4DZ	7D025-A	2-B5AZ	7A294-A	1-C4AZ	7D026-C	1-C7AZ	7E195-A
3-C4AZ	7D011-A	1-C4OZ	7D025-A	1-C7AZ	7B498-A	1-C4AZ	7086-C	1-C5AZ	7D376-A
2-C4AZ	7D019-B	1-C4OZ	7D025-B	1-C4AZ	7A548-A	1-C4AZ	7D100-B		
2-C4AZ	7D020-A	1-C5AZ	7D025-A	1-C4AZ	7A548-B	1-C5AZ	7D100-B		
1-C4AZ	7D024-A	1-C5DZ	7D025-A	1-1P	77265-B	1-C7AZ	7D100-B		
1-C4AZ	7D024-B	1-C5ZZ	7D025-A	1-87034-S94		1-C4AZ	7A136-C		
1-C5ZZ	7D024-A	1-C4AZ	7D040-A	2-380892-S94		1-C4AZ	7A191-C		
1-C4AZ	7D025-B	1-C2AZ	7A248-A	1-376950-S		1-C5AZ	7A191-B		
				2-380850-S		1-C5OZ	7A191-B		
						1-C1AP	7B426-A		
						1-I.S.	Sheet # 2417		

				7A153		GEAR-OUTPUT SHAFT RING
64/	A, B	6&8	All	C4AZ 7A153-C	1	Req'd. as output shaft hub ring gear
					1	Req'd. as front clutch hub ring gear
				378874-S(QQ94)	2	Snap ring-4 1/2" dia.
				97532-S15(Q1C)	1	Snap ring-1 3/16" dia. (gear to output shaft)

Identification marking

7B164

**PLATE ASSEMBLY-CLUTCH INTERNAL and
EXTERNAL SPLINE**

YEAR	MODEL	ENGINE		INTERNAL SPLINE PLATE		EXTERNAL SPLINE PLATE		
		CYL.	C.I.D.	(FRICTION) - 7B164	QTY.	(STEEL) - 7B442	QTY.	
FORWARD CLUTCH								
64	A, B	6&8	All	C4AZ 7B164-E	4	C4AZ 7B442-C	3	
REVERSE CLUTCH								
64	A, B	6&8	All	C4AZ 7B164-C	4	C4AZ 7B442-B	3	

YEAR	MODEL	ENGINE		PART NUMBER	QTY.	PART NAME AND DESCRIPTION
		CYL.	C.I.D.			
64/	A, B	6&8	All	C4AZ 7D164-A	1	HUB - OUTPUT SHAFT - 70 helical-37 spline teeth-1 1/4" long
64/	A, B	6&8	All	C4AZ 7D167-B	6	BOLT - OVERRUNNING CLUTCH TO CASE
64/	A, B	6&8	All	*C4AZ 7D170-C	12	SPRING - OVERRUNNING CLUTCH - r/b C4AZ 7D191-C
64/	A, B	6&8	All	C4AZ 7D171-B	1	RACE - OVERRUNNING CLUTCH
				7A175		STRUT-REVERSE BAND ANCHOR-Refer to Group 7D029
64/	A, B	6&8	All	C4AZ 7D189-B	1	PISTON and SEAL ASSEMBLY - REVERSE BAND SERVO-includes (1) C4AZ 7D300-B spacer
				7190		ROLLER-OVERRUNNING CLUTCH-Also refer to Group 7A813
64/	A, B	6&8	All	C4AZ 7190-A	12	7/8" long-5/16" dia.
				7D190		ROD-REVERSE BAND SERVO PISTON
64/	A, B	6&8	All	C4AZ 7D190-A	1	
				7A191		GASKET-OIL PAN
64	A, B	6&8	All	C4AZ 7A191-C	1	
64/	A, B	6&8	All	20326-S(B49)	11	
64/	A, B	6&8	All	C4AZ 7D191-C	1	RETAINER - OVERRUNNING CLUTCH SPRING
				7A194		PAN ASSEMBLY-TRANSMISSION oil
64	A, B	6&8	All	C4AZ 7A194-B	1	
64/	A, B	6&8	All	378782-S(BB543D)	11	Bolt-5/16"-18 x 9/16" (pan to case)
				7D218		RETAINER-GOVERNOR SECONDARY VALVE SPRING
64	A, B	6&8	All	C4AZ 7D218-A	1	7/8" x 7/8"
				7D220		BODY-GOVERNOR OIL COLLECTOR
64/	A, B	6&8	All	C4AZ 7D220-B	1	Includes (1) C7AZ 7E242-A screen and I.S. #2573
64/	A, B	6&8	All	C4AZ 7D227-A	1	SPACER - MAIN CONTROL THROTTLE PRESSURE VALVE
				7A228		TUBE ASSEMBLY-OIL FILLER
64	A	6	223	C4AZ 7A228-A	1	Approx. 13 13/16" long
64	A, B	8	All	C4AZ 7A228-B	1	Approx. 14 7/8" long
64/	A, B	6&8	All	87034-S94(T1A)	1	Seal-"O" ring-1/2" I.D. (tube to case)
64/	A, B	6&8	All	C4AZ 7A232-C	1	ROD ASSY. - PARKING LEVER ACTUATING
				358662-S(XX67)	3	Washer-flat (rod to lever)
				97409-S8(Q5A)	2	Ring-retaining-1/4" (rod to link)
64/	A, B	6&8	All	C4AZ 7C232-B	1	SLEEVE - OIL DISTRIBUTOR
				20386-S8(B53)	4	Bolt-5/16"-18 x 1" (sleeve to case)
64/	A, B	6&8	All	C4AZ 7A233-A	1	GEAR - OUTPUT SHAFT PARKING
64/	A, B	6&8	All	C4AZ 7A242-A	2	WASHER - FORWARD and REVERSE PLANETARY GEAR THRUST-3 11/32" O.D. -2 9/16" I.D. - .063" thick
				7A246		TUBE-TRANSMISSION BREATHER
64	A, B	6&8	All	C4AZ 7A246-A	1	
64/	A, B	6&8	All	C5ZZ 7A246-A	1	
64/	A, B	6&8	All	20326-S(B49)	1	Bolt-5/16"-18 x 5/8" (tube to case)
				7A248		OIL SEAL-FRONT PUMP
64/	A, B	6&8	All	C2AZ 7A248-A	1	Small-2 3/4" O.D. -2" I.D. -3/8" thick
				376950(KK53G)	1	Large-7 5/8" O.D. -7 5/16" I.D.

YEAR	MODEL	ENGINE		PART NUMBER	QTY.	PART NAME AND DESCRIPTION
		CYL.	C.I.D.			
				7A256		LEVER ASSEMBLY-MANUAL CONTROL
64	A	6&8	All	C4AZ 7A256-B	1	Column shift
64	B	8	All	C4DZ 7A256-A	1	Column shift
64/	A, B	6&8	All	C4AZ 7D256-A	1	RING - FORWARD CLUTCH PISTON SPRING PRESSURE-(to retain 7B070)-2 7/8" O.D. - 2 5/8" I.D. -1/8" thick
64/	A, B	6&8	All	C0AP 7B258-A	1	BUSHING - FRONT OIL PUMP
64/	A, B	6&8	All	C4AZ 7A261-A	1	SPRING - MANUAL CONTROL VALVE DETENT
				305043-S(NN84A)	1	Pin-1/16"x11/16"(to retain spring in valve body)
64/	A, B	6&8	All	C4AZ 7B261-A	1	BUSHING - FRONT PUMP SUPPORT - FRONT
64/	A, B	6&8	All	C4AZ 7D261-B	1	LEVER ASSY. - DOWNSHIFT DETENT - 4 31/32" long
				33798-S2(M62)	1	Nut-5/16"-24 (lever to shaft)
				34806-S(X65)	1	Washer-5/16"
				7A262		PISTON-CLUTCH
64/	A, B	6&8	All	C4AZ 7A262-C	1	Forward clutch
				C4AZ 7A262-B	1	Reverse clutch
				7A270		KIT-MAIN OIL PRESSURE REGULATOR VALVE SPRING
64	A, B	6&8	All	C4AZ 7A270-B	1	Consists of- (1) C4AP 7D005-C spring (1) C4AP 7A270-B spring
				7D273		CONNECTOR ASSEMBLY-OIL COOLER TUBES
64/	A, B	6&8	All	C3AZ 7D273-A	AR	1/2"-20-straight connector
64/	A, B	6&8	All	370865-S(KK43)	AR	Seal-"O" ring type-1/2" O.D.
				380892-S(KK43B)	AR	Seal-"o" ring type-7/16" O.D.
64	A, B	6&8	All	C4AZ 7A286-B	1	SPRING-THROTTLE MODULATOR VALVE - 14 1/2 coils- 1 1/4" free length
				7A294		SEAL-CLUTCH PISTON-INNER
64/	A, B	6&8	All	B5AZ 7A294-A	2	Forward and reverse clutch piston-round cut lip
64/	A, B	6&8	All	C4AZ 7D300-B	1	SPACER - REVERSE BAND SERVO ROD - 15/16" O.D. -3/8" I.D. -1/8" thick
				7326		ROD-MANUAL CONTROL VALVE-Refer to Group 7C389
				7D352		KIT-FORWARD CLUTCH SUPPORT SEAL and CLUTCH
64	A, B	6&8	All	C4AZ 7D352-A	1	Includes -(1) C4AZ 7D019-B seal (1) C4AZ 7A108-C support assembly (1) C4AZ 7A360-C cylinder
				7A360		CYLINDER-FRONT CLUTCH
64	A, B	6&8	All	C4AZ 7A360-C	1	Also serviced in 7D352 kit-I.S.No.1799 included
64/	A, B	6&8	All	C4AZ 7B368-A	1	WASHER - OUTPUT SHAFT THRUST - REAR - 1 3/16" I.D. -.030" thick-3 slots
64/	A, B	6&8	All	C5AZ 7D375-A	1	PIN - THROTTLE PRESSURE BOOSTER RETAINING-15/16" long-1/8" dia.
64/	A, B	6&8	All	C5AZ 7D376-A	1	VALVE-INTERMEDIATE SERVO ACCUMULATOR CHECK-1/4" dia. -.090" thick
64/	A, B	6&8	All	C4AZ 7A377-B	1	DIAPHRAGM ASSY. - VACUUM THROTTLE VALVE

YEAR	MODEL	ENGINE		PART NUMBER	QTY.	PART NAME AND DESCRIPTION
		CYL.	C.I.D.			
64/	A, B	6&8	All	C4AZ 7A380-A	1	ROD - THROTTLE CONTROL VALVE - 1 11/16" long-1/8" dia.
				7C389		ROD-MANUAL CONTROL VALVE
64/	A, B	6&8	All	C4OZ 7C389-A	1	
				7A394		LEVER ASSEMBLY-DOWNSHIFT CONTROL
64	A	6	223	C4AZ 7A394-A	1	
64	A, B	8	All	C4DZ 7A394-A	1	
				7A398		GEAR ASSEMBLY-FORWARD PLANETARY
64/	A, B	6&8	All	C4AZ 7A398-F	1	
64/	A, B	6&8	All	C1AP 7B426-A	1	GASKET - THROTTLE CONTROL VALVE
				7A441		PAWL-PARKING
64/	A, B	6&8	All	C4AZ 7A441-C	1	Includes C4AZ 7D071-B shaft
				7B442		PLATE ASSEMBLY-EXTERNAL SPLINE-Refer to Group 7B164
64/	A, B	6&8	All	C4AZ 7B456-C	1	RACE - OVERRUNNING CLUTCH OUTER
64	A, B	6&8	All	C4AZ 7A478-A	1	RETAINER - MAIN CONTROL OIL PRESSURE REGULATOR VALVE
				7A480		SPRING-REVERSE CLUTCH PISTON
64/	A, B	6&8	All	C4AZ 7A480-C	1	Includes - (1) C4AZ 7A480-B spring (1) retainer
				97719-S(QQ6)	1	Ring-2 3/16" dia. (retain spring to piston)
				7C492		STOP-BAND ADJUSTING
64/	A, B	6&8	All	C4AZ 7C492-B	2	(1) req'd. for front & (1) req'd. for rear band
				380850-S(MM54H)	2	Nut-1/2"-16 (attach stop to case)
				7C495		LINK-PARKING PAWL TOGGLE OPERATING LEVER
64/	A, B	6&8	All	C4AZ 7C495-A	1	
				97409-S8(Q5A)	1	Ring-1/4" dia. retaining (link to case)
				7B498-A		OIL SEAL-MANUAL CONTROL LEVER
64/	A, B	6&8	All	C7AZ 7B498-A	1	
64/	A, B	6&8	All	C4AZ 7C498-B	1	DRUM ASSY. - REVERSE BRAKE
				7A548		OIL SEAL-CLUTCH PISTON-OUTER
64/	A, B	6&8	All	C4AZ 7A548-A	1	Reverse clutch piston-4 9/16" O.D. -4 1/16" I.D.
64/	A, B	6&8	All	C4AZ 7A548-B	1	Forward clutch piston-4 7/16" O.D. -4" I.D.
				7A813-A		ROLLER-CONVERTER STATOR CLUTCH
64/	A, B	6&8	All	C4AZ 7190-B	7or8	
64/	A, B	6&8	All	B9AZ 7A814-A	AR	SPRING - CONVERTER STATOR CLUTCH -
64	A	6	223	C4AZ 7A820-A	1	GASKET-CONVERTER HOUSING FRONT ACCESS COVER

Identification marking

YEAR	MODEL	ENGINE		PART NUMBER	QTY.	PART NAME AND DESCRIPTION
		CYL.	C.I.D.			
				7902		CONVERTER ASSEMBLY
64	A	6	223	C4AZ 7902-F	1	#P, #AE
64	A, B	8	All	▲C4AZ 7902-E	1	#N, #AB
64/	A	6&8	All	378941-S7(MM169H)AR		Nut-3/8"-24 (converter studs to flywheel)
				7908		IMPELLER-CONVERTER-Reconditioner only
64	A, B	6&8	All	C4AZ 7908-A	1	
				7915		HUB-CONVERTER IMPELLER-Reconditioner only
64/	A	6&8	All	C5AZ 7915-A	1	2 1/16" O.D. -1 3/4" I.D. -2 11/16" long
64/	B	8	All		1	
64/	A, B	6&8	All	C4AZ 7926-A	1	HUB-CONVERTER TURBINE-Reconditioner only
64	A	6	223	C2AZ 7932-A	1	STATOR ASSEMBLY-CONVERTER
				7937		WASHER-CONVERTER STATOR FRONT and REAR THRUST
64/	A, B	8	All	C5AZ 7937-D	2	2 15/16" O.D. -2" I.D. -1/2" thick-#C5AP 7937-D
64/	A	6	All		2	
64/	A, B	8	All	C5AZ 7937-E	AR	3 9/16" O.D. -2 1/16" I.D. -1/2" thick
64/	A	6	All		AR	#C5AP 7937-A or #C7AP 7937-A
64/	A	6&8	All	1P 7945-A	1	SNAP RING-CONVERTER STATOR RETAINING
64/	A	6&8	All	C2AZ 7947-C	1	RACE-CONVERTER STATOR CLUTCH-OUTER
64/	A, B	6&8	All	C4AZ 7964-A	4	STUD - CONVERTER DRIVE - Reconditioners only
				7950		COVER and STARTER RING GEAR ASSEMBLY-CONVERTER-Reconditioner only-Also refer to Group 6375
64	A	8	All	C3OZ 7950-B	1	
64/	B	8	All		1	
64/	A, B	6&8	All	C4AZ 7962-D	1	WASHER - TURBINE TO CONVERTER - Reconditioner only
				7976		HOUSING-CONVERTER
64	A	6	223	C4AZ 7976-D	1	#C4AP 7976-C
64	A, B	8	289	C4AZ 7976-A	1	#C4AP 7976-A
64/	A, B	6&8	All	370301-S(BB546)	5	Bolt-7/16"-14 x 1 1/4" (housing to case)
64/	A	6&8	All	20508-S(B110)	AR	Bolt-7/16"-14 x 1 3/4" (housing to engine)
64/	B	8	All		AR	
				34808-S(X67)	AR	Lockwasher-7/16"
				7986		COVER-CONVERTER HOUSING
64	A, B	8	289	C5DZ 7986-B	1	
64	A	6	223	C4AZ 7991-B	1	
64/	A, B	6&8	All	42789-S8(U10)	AR	Screw & washer assy. -5/16"- 18 x 3/4" (cover to housing)
64	A	6	223	C4AZ 7989-A	1	GASKET-CONVERTER HOUSING COVER
				7991		COVER-CONVERTER HOUSING-Refer to Group 7986
64/	A, B	6&8	All	1P-77265-B	1	OIL SEAL - THROTTLE CONTROL LEVER

Identification marking

▲ Includes (4) 378941-S7 locknuts to be assembled to converter studs "From 3/1/64" per technical letter FT-260

YEAR	MODEL	ENGINE		QUANTITY				PART NUMBER	PART NAME and DESCRIPTION
		CYL.	C.I.D.	F/M/2	C/M	C4			
7007 PLATE ASSY. - ENGINE REAR - Also refer to Group 6366									
60/64	A	6	223	1				B9A 7007-A	
60	A	6	223		1			*EBP 7007-A	Not replaced
64	A	6	223		1	1		C4AZ 7007-B	
62/64	A,B,X	8	221,260, 289	1	1			C2OZ 7007-B	
63/	A,S	8	352,390		1			C3AZ 7007-B	
63/	B	6	170,200	1				C3DZ 7007-B	
7C008 CLIP - OIL COOLER TUBES TO ENGINE									
62	B	8	All	1				*C2OZ 7C008-C	Not replaced
63/64	B	8	All	1				C3OZ 7C008-A	
63	S	8	All		1			C3SZ 7C008-A	
7A022 INSULATOR - COLUMN SHIFT CONTROL SELECTOR NEUTRAL SWITCH									
61/62	S	8	All		1			C1SF 7A022-A	
63	S	8	All		1			C3SZ 7A022-A	
60/64	X	6&8	All	1				C0DF 7A022-A	
7A024 ROD - COLUMN SHIFT CONTROL SELECTOR BELLCRANK TO TRANSMISSION MANUAL CONTROL LEVER									
60/62	A	6&8	All	1				C1AA 7A024-A	
63/64	A	6	223	1				C3AZ 7A024-B	11 5/8" o/all length
63	A	8	All	1				C3AZ 7A024-A	Column shift-11 3/8" o/all length
63	A	8	All	1				C3AZ 7A024-F	Console shift-3 1/2" o/all length
63	A	8	260,289		1			C3AZ 7A024-H	13 3/8" o/all length
64	A	"Before 10/14/63"	8 289		1			C4AZ 7A024-A	12 1/4" o/all length
64	A	"From 10/14/63"	8 289		1			C4AZ 7A024-C	Column shift-12 1/4" o/all length
64	A		8 289		1			C4AZ 7A024-B	Console shift-4 1/8" o/all length
63/64	A		8 352,390		1			C3AZ 7A024-C	13 3/8" o/all length
64	A	"Before 10/14/63"	6&8 All			1		C4AZ 7A024-A	12 1/4" o/all length
64	A	"From 10/14/63"	6&8 All			1		C4AZ 7A024-C	12 13/16" o/all length
62/64	B	6&8	All	1				C2OZ 7A024-A	11 1/2" o/all length
60/64	X	6&8	All	1				C0DD 7A024-A	6 7/8" o/all length
60/	A, B, X	6&8	All	2	2	2		351341-S (XX351)	Washer-spring-5/16" dia. (rod to bellcrank and trans. lever)
				AR	AR	AR		44722-S(X19)	Washer-flat-5/16" dia.
				AR	AR	AR		72034-S(N45)	Cotter pin-3/32"
7A025 LEVER - COLUMN SHIFT CONTROL SELECTOR BELLCRANK									
60	A	6&8	All	1				B9AA 7A025-A	
60/61	X	6	All	1					
61/63	A-column shift	6&8	All	1				C1AZ 7A025-C	
63	A-floor shift	8	All	1	1			C3AZ 7A025-E	
62/64	X	6&8	All	1				C4DZ 7A025-A	
7A026 STUD - COLUMN SHIFT CONTROL SELECTOR BELLCRANK MOUNTING									
60/62	A	6&8	All	1	1			B9AA 7A026-A	1 15/16" long-3/8"-16 thread on one end
60/61	X	6	All	1					
64	X	8	All	1					
62/64	B	6	All	1				C2OZ 7A026-A	2 1/4" long-1/2"-18 thread on one end
62/64	B	8	All	1		1		C2OZ 7A026-B	4" long-1/2"-18 thread on one end
62/63	X	6&8	All	1				C2OA 7A026-A	2 1/2" long-3/8"-16 thread on one end
64	X	6	All	1					
60/64	A,B,X	6&8	All	1	1			351467-S(XX352)	Washer-spring-3/8" dia.
				1	1			44727-S8(X24)	Washer-flat-3/8" dia.
				1	1			34807-S(X66)	Lockwasher-3/8" dia.
				1	1			72034-S(N45)	Cotter pin

YEAR	MODEL	ENGINE		QUANTITY				PART NUMBER	PART NAME and DESCRIPTION
		CYL.	C.I.D.	F/M/2	C/M	C4			
7A030-7A031 TUBE ASSY. - TRANSMISSION OIL COOLER INLET and OUTLET									
60/	A, B, X	6&8	All	AR	AR	AR		*	Cut to required length from 8C 2269-A (5/16" dia.) bulk tubing and improvise shape to fit appropriate fittings
60/61	S	8	All		AR				Connector-oil cooler inlet or outlet
				AR	AR	AR		359279-S(II-32)	5/16" dia. - 1/2"-20 & 1/8"-27 thread - 1 5/32" long
				AR	AR	AR		376148-S (II-191K)	5/16" dia. - 1/8"-27 thread-1 3/8" long
				AR	AR	AR		359058-S(II-77)	Connector-transmission inlet or outlet- Also refer to Parts Lists Section Group 7D273 5/16" dia. - 1/2"-20 female-1/8"-27 male thread-steel
				AR	AR	AR		359324-S8 (II-79)	5/16" dia. - 1/4"-28 female-1/2"-20 male thread
				AR	AR	AR		87972-S(II-3)	5/16" dia. - 1/2"-20 female-1/8"-27 male thread-brass
									Fitting-transmission and cooler inlet or outlet tube
				AR	AR	AR		87944-S8(I-22)	5/16"-20 x 1/2"
				AR	AR	AR		359281-S8 (MM112)	5/16"-20 x 5/8"
				AR	AR	AR		375416-S35 (EE4)	Clamp-37/64" dia. (hose to connector)
				AR	AR	AR		370717-S100 (GG86)	Clip (cooler tubes retaining)
				AR	AR	AR		20314-S8(B94)	Bolt-7/16"-14 x 1/2" (clip to engine block on frame)
				AR	AR	AR		372223-S38 (GG256A)	Clip-5/8" long I. D. (to hold tubes together)
62/	S	8	All		AR			*	Cut to required length from B7Q 2269-A (3/8" dia.) bulk tubing and improvise shape to fit appropriate fittings
					AR			375896-S(III-76)	Fitting-3/8" dia. elbow-5/8"-18 female & 1/4"-18 male thread
					AR			87525-S(I-15A)	Fitting-3/8" dia. straight-5/8"-18 female & 1/4"-15 male thread
					AR			87945-S8(I-23)	Connector-3/8" dia. -5/8"-18 thread
7B033 DIAL - TRANSMISSION CONTROL SELECTOR - Refer to Group 7A213									
7B052 MASK - CONSOLE SHIFT CONTROL SELECTOR INDICATOR DIAL									
62/64	A	8	All	1	1			* C2AZ 7B052-A	Not replaced
61/63	S	8	All					C3SZ 7B052-A	
								26457-S7(U167)	Screw-No.8-32 x 1/4" rd.hd. (mask to 7228 socket)
								34802-S7(X59)	Lockwasher-No.8
7B071 SPRING - CONTROL SELECTOR LEVER PLUNGER									
60/63	A	6&8	All	1	1			B2AZ 7B071-A	Column shift-2 15/16" free length-20 coils
64/	A	6&8	All	1	1	1		C2OZ 7B071-A	Column shaft-1 1/4" free length-10 coils
62/	B	6&8	All	1		1			Column shift
64/	S	8	All			1			Column shift
62/64	A	8	All	1	1			C2AZ 7B071-A	Console shift-2 13/16" free length-80 coils
60/	X	6&8	All	1		1		C0DZ 7B071-A	1 5/16" long-14 coils
7C072 CLIP - TRANSMISSION VACUUM TUBE									
61/	B,X	6&8	All	1		1		C1DD 7C072-A	

YEAR	MODEL	ENGINE			QUANTITY			PART NUMBER	PART NAME and DESCRIPTION
		CYL.	C.I.D.	F/M/2	C/M	C4			
7C078 WIRING ASSY. - NEUTRAL SWITCH									
62/63	A-floor shift	8	All	1	1			C2AZ 7C078-B	
64	A-floor shift	8	All		1	1		C4AZ 7C078-A	
7B079 SLEEVE - CONTROL SELECTOR PLUNGER									
61/	S	8	All		1			C1SS 7B079-A	
7B084 TUBE - ENGINE TO TRANSMISSION VACUUM									
60/	A, B, S, X	6&8	All	AR	AR	AR		*	Cut to required length from 91 2269 (1/4" dia. -25 ft. long) bulk stock
7B085 CLIP - VACUUM TUBE RETAINING									
60/	A, B, S, X	6&8	All	AR	AR	AR		*	Dealer improvise
7B086-7 HOSE - ENGINE TO TRANSMISSION VACUUM TUBE CONNECTING									
60/	A, B, S, X	6&8	All	AR	AR	AR		C8AZ 17543-B	1/4" dia. x 25 ft. long bulk stock-cut to required length
								A9A 17543-B	3/8" dia. x 25 ft. long bulk stock-cut to required length
7B087 CONNECTOR - ENGINE TO TRANSMISSION VACUUM TUBE									
64/	A, B, S, X	6&8	All		1	1		C1AZ 7B087-E	7/16" dia. -2 1/2" long elbow
7B093 HOSE - TRANSMISSION OIL COOLER LINES									
62/	S	8	All		1			C1VV 7B093-B	3/8" I.D. -9/16" O.D. -7/8" long
7B094-5 TUBE - ENGINE TO TRANSMISSION VACUUM - FRONT OR REAR									
60/	A, B, S, X	6&8	All	AR	AR	AR		*	Cut to required length from 91 2269-A (1/4" dia. -25 ft. long) bulk stock & improvise to fit 87943-S8 fitting when req'd.
61	A	6	223	1				375518-S(II167A)	Fitting-3 way-1/4"-18 & 7/16"-24 female & 1/2"-20 male thread (tube to intake manifold)
61/62	A	8	352,390	1	1			353281-S(II154)	Fitting-elbow-3/8"-18 male-7/16"-24 female thread (tube to intake manifold)
61/62	A	8	292	1	1			357854-S(II69)	Connector-3/8"-18 male-7/16"-24 female thread (tube to intake manifold)
62	A	6	All	1	1			357763-S(II161)	Fitting-elbow-1/4"-18 male & 7/16"-24 female thread
60/	A, B, S, X	6&8	All	AR	AR	AR		87945-S(I-23)	Fitting-tube connector nut-3/8" dia. -5/8"-18 thread
								87943-S(I-21)	Fitting-tube connector nut-1/4" dia. -7/16"-24 thread
62	B	6	All	1				375796-S(II68A)	Connector-1/4"-18 male & 7/16"-24 female thread
7B097 LEVER - CONTROL SELECTOR NEUTRAL SWITCH ACTUATING									
63/	A	6&8	All	1	1			C3AZ 7B097-B	
62/64	B	6&8	All	1				C1VV 7B097-A	
64/	S	8	All		1			C4VY 7B097-B	
7B108 LINK ASSY. - ACCELERATOR KICK DOWN SHAFT ADJUSTING									
61	A	6&8	All	1	1			C2AZ 7B108-A	Includes adaptor
62/63	A	6	All	1	1				
64/	X	8	All	1		1		C4DZ 7B108-A	
61/	A, X	6&8	All	AR	AR	AR		33796-S7(M61)	Nut-1/4"-28 (link to 7A187 rod)
7A110 INDICATOR - CONTROL SELECTOR									
60	A	6&8	All	1	1			B8AZ 7A110-A	#Orange-2 9/16" long
60/62	A	6&8	All	1	1			C1AA 7A110-B	#White-1 7/8" long
7A133 BUSHING - CONSOLE SHIFT CONTROL SELECTOR LEVER SHAFT									
62/	A	8	All	2	2	2		C2AZ 7A133-A	
7A134 JOINT ASSY. - COLUMN SHIFT CONTROL SELECTOR ROD BALL									
63/	A-moveable column	6&8	All	1	1	1		C3AZ 7A134-A	
7D138 ADAPTOR ASSY. - CONTROL SELECTOR BELLCRANK - Refer to Group 7C431									

Identification marking

YEAR	MODEL	ENGINE		QUANTITY				PART NUMBER	PART NAME and DESCRIPTION
		CYL.	C.I.D.	F/M/2	C/M	C4			
7B146 SPRING - TRANSMISSION KICK DOWN CONTROL SHAFT RETRACTING									
61/63	A	6	All	1				C1AA 7B146-C	5 1/8" free length-28 1/4 coils
64	A	6	All	1		1		C4AZ 7B146-C	6" free length-51 1/4 coils
63	A	8	260,289	1	1			C3AZ 7B146-A	5 1/8" free length-18 1/4 coils
61/64	A	8	292,352	1	1			C1AA 7B146-B	4" free length-36 coils
64	A	8	289	1				C4AZ 7B146-B	2 1/4" free length-8 3/4 coils
64	A	8	289		1	1		C4AZ 7B146-A	4 3/4" free length-18 1/4 coils
62/64	B	6	All	1				C2OZ 7B146-A	
62/63	B	8	All	1				C2OA 7B146-B	
64/	B	8	All			1		C4DZ 7B146-A	2 3/8" free length-22 1/2 coils
61/62	S	8	All		1			C1SS 7B146-A	4 3/16" free length-22 1/4 coils
63/	S	8	All		1			C2SZ 7B146-B	3 1/8" free length-24 coils
61/64	X	6	All	1				C1DD 7B146-A	5" free length-13 coils
64	X	8	All	1				C4DZ 7B146-A	2 3/8" free length-22 1/2 coils
7B158 BRACKET ASSY. - ACCELERATOR and KICK DOWN CONTROL ROD									
61/63	S	8	All		1			C2SZ 7B158-A	Use with automatic throttle control
					1			C2SZ 7B158-B	Use without automatic throttle control
64/	S	8	All		1			C4SZ 7B158-B	Use with automatic throttle control
					1			C4SZ 7B158-C	Use without automatic throttle control
7B159 BRACKET - KICK DOWN CONTROL LEVER RETRACTING SPRING									
61/	S	8	All		1			C2SZ 7B159-A	
7C168 STOP - CONTROL SELECTOR SHAFT TO ACCELERATOR BELLCRANK									
61/	X	6	All	1				C1DD 7C168-A	7/16" O. D. - 1/4"-28 thread on I. D.
				1				20309-S8(B150)	Bolt-1/4"-28 x 1/2" (stop to rod)
				1				34940-S7(X88)	Lockwasher-1/4"
7C176 RETAINER - KICK DOWN CONTROL LEVER RETRACTING SPRING									
61/64	X	6&8	All	1				*C1DD 7C176-A	Not replaced
7A185 BELLCRANK ASSY. - ACCELERATOR									
61/64	A	6	223	1	1			C1AA 7A188-E	(c)
63	A	8	260,289	1	1			C3AZ 7A185-C	
61/62	A	8	292	1				C1AA 7A185-G	Use with vacuum throttle valve control only-(a,f)
60	A	8	352	1	1			C0AA 7A185-E	(a,f)
61	A	8	352	1				*C1AA 7A185-F	(a,f)-not replaced
60	A	8	292		1			*C0AA 7A185-H	(a,f)-not replaced
61/64	A	8	352,390		1			C4AZ 7A185-A	(a,f)
62/63	A	8	352	1					
64	A	8	289		1	1		C4AZ 7A185-B	
62/64	B	6	All	1				C2OZ 7A185-A	(c,f)
62/63	B,X	8	All	1				C3OZ 7A185-A	(a,f) or (b)
64/	B	8	All			1		C4OZ 7A185-A	(a,f)
			exc.spl.						
64	B	8	289 spl.			1		C4OZ 7A185-B	(c,f)
60	S	8	352		1			C0SS 7A185-B	(a,f)
61/63	X	6	All	1				C2DZ 7A185-A	(c,f)
64/	X	6	All	1				C4DZ 7A185-A	(c,f)
64	X	8	All	1				C4DZ 7A185-B	(b,f)
									Attaching parts for bellcrank assembly
				AR	AR			20310-S(B48)	(a) Bolt-5/16"-18 x 1/2" hex. head
				AR	AR			20326-S(B49)	(b) Bolt-5/16"-18 x 5/8"
				AR	AR			20346-S(B50)	(c) Bolt-5/16"-18 x 3/4"
				AR	AR			20345-S(B150A)	(d) Bolt-1/4"-28 x 3/4"
				AR	AR			20453-S(B200)	(e) Bolt-1/2"-20 x 1 3/4"
				AR	AR			34806-S7(X64)	(f) Lockwasher-5/16"
				AR	AR			34809-S8(X68)	(g) Lockwasher-1/2"

YEAR	MODEL	ENGINE		QUANTITY			PART NUMBER	PART NAME and DESCRIPTION
		CYL.	C.I.D.	F/M/2	C/M	C4		
7A185 BELLCRANK ASSY. - COLUMN SHIFT CONTROL SELECTOR								
63/64	A	6&8	All	1	1	1	C4AZ 7A185-C	(a) Fixed column only
62/64	B	6&8	All	1		1	C2OZ 7A185-B	(b)
				AR	AR	AR	373162-S (BB563A)	Attaching parts for bellcrank assembly (a) Bolt-3/8"-16 x 1 1/8" hex. head
				AR	AR	AR	375474-S (MM120B)	(a) Nut-3/8"-16 x 11/16" round head
				AR		AR	20388-S(B80)	(b) Bolt-3/8"-16 x 1" hex.hd.
				AR		AR	34807-S(X66)	(b) Lockwasher-3/8" dia.
						AR	372158-S (BB572F)	(c) Bolt-3/8"-16 x 1 1/8"
						AR	373403-S (MM173J)	(c) Nut-3/8"-16 x 9/16"
7A187 ROD - TRANSMISSION KICK DOWN CONTROL SHAFT								
60	A	8	All	1			C0AA 7A187-D	(a,g,k,l,m)
60	A	8	All		1		C0AA 7A187-N	Approx. 16" long (a,g,k,l,m)
61	A	8	All		1		C1AA 7A187-A	Approx. 21 1/2" long (g)
62	A	8	All	1			C2AZ 7A187-B	Approx. 19" long (g)
62/63	A	8	352,390		1		C2AZ 7A187-C	Approx. 21" long (g)
62/64	A	6	223	1			C2AZ 7A187-A	Approx. 22" long (a,g,k,l,m)
63	A	8	All	1			C3AZ 7A187-A	(g)
63/64	A	6&8	223,260, 289		1		C3AZ 7A187-D	Approx. 16 5/8" long (g)
64	A	6	223			1	C4AZ 7A189-A	Approx. 20" long (g,l)
64	A	8	352,390		1		C4AZ 7A187-C	Approx. 21 1/8" long (g)
62/64	B	6	All	1			C2OZ 7A187-A	Approx. 15 5/8" long (g)
62/64	B	8	All	1			C2OZ 7A187-B	Approx. 20" long (g)
64	B	8	All			1	C4OZ 7A187-A	(g)
60	S	8	All		1		B8SZ 7A187-A	(a,b,d,g,h)
61	S	8	All		1		C1SS 7A187-A	(g)
62/63	S	8	All		1		C2SZ 7A187-A	Approx. 18 13/16" long (g)
64	S	8	All		1		C4SZ 7A187-A	Approx. 18 3/8" long (g)
61/64	X	6	All	1			C1DD 7A187-A	Approx. 15" long (a,b,d,h,j)
63	X	8	All	1			C3DZ 7A187-A	Approx. 19" long (g,l)
64	X	8	All	1			C4DZ 7A187-A	Approx. 21" long (g,l)
				AR	AR		97011-S(F1)	Attaching parts for rod or rod assembly (a) Clevis-1/4"-28 x 2"
				AR	AR		44722-S(X19)	(b) Washer-flat-5/16" dia.
				AR	AR		44719-S(X17)	(c) Washer-flat-1/4" dia.
				AR	AR		351341-S (XX351)	(d) Washer-spring-5/16"
				AR	AR		356249-S (XX349)	(e) Washer-spring-1/4"
				AR	AR		97409-S(Q5Q)	(f) Washer-"C" type-17/32"
				AR	AR		353862-S(XX10)	(g) Washer-"C" type-1/2"
				AR	AR		72034-S(N45)	(h) Cotter pin-3/32" x 1"
				AR	AR		73789-S(N4)	(j) Pin-clevis-1/4" x 13/16"
				AR	AR		370579-S(NN50)	(k) Pin-grooved-1/4" x 3/4"
				AR	AR		33796-S(M61)	(l) Nut-1/4"-28
				AR	AR		373601-S (MM16)	(m) Nut-5/16"-24
					AR		380340-S (GG240)	(n) Clip
7A188 BELLCRANK ASSY. - ACCELERATOR - Refer to Group 7A185								

YEAR	MODEL	ENGINE		QUANTITY				PART NUMBER	PART NAME and DESCRIPTION
		CYL.	C.I.D.	F/M/2	C/M	C4			
7209 TUBE and SOCKET ASSY. - GEAR SHIFT- Refer to Group 7212									
7210 LEVER ASSY. - COLUMN SHIFT CONTROL SELECTOR - Includes-Lever, knob, insulator & impact sleeve									
60/62	A	6&8	All	1	1			B6A 7210-D	Less knob (a)
63	A-fixed column	6&8	All	1	1			C3AZ 7210-B	(b)
63	A-moveable column	6&8	All	1	1			C3AZ 7210-C	(b)
64	A-fixed column	6&8	All	1	1	1		C4AZ 7210-G	(b)
64	A-moveable column	6&8	All		1	1		C4AZ 7210-H	(b)
62	B	6&8	All	1				C2OZ 7210-AP	(b)
63/	B	6&8	All	1		1		C3OZ 7210-A	(b)
60	S	8	All		1			B8S 7210-E	(b)
61/63	S	8	All		1			C2SZ 7210-A	(b)
64	S	8	All		1			C4SZ 7210-A	(b)
60/63	X	6&8	All	1				C0DZ 7210-B	(b)
64/	X	6&8	All	1				C4DZ 7210-B	(b)
									Attaching parts for lever assembly to socket
									(a) Pin-1/4" x 1"
									(b) Pin-3/8" x 1"
7210 LEVER ASSY. - FLOOR OR CONSOLE SHIFT CONTROL SELECTOR - Includes-Lever, rollers, pawl & cable assy.									
62/64	A	8	All	1	1			C2AZ 7210-L	(a)
									Attaching parts for lever assembly to lever support arm
									(a) Nut-3/8"-24
7212 TUBE ASSY. - COLUMN SHIFT CONTROL SELECTOR									
61/62	A	6&8	All	1	1			C2AA 7209-BP	
63	A-fixed column	6&8	All	1	1			C3AZ 7212-M	
63	A-moveable column	6&8	All	1	1			C3AZ 7212-K	
64	A-fixed column	6&8	All	1	1	1		C4AZ 7212-E	
64	A-moveable column	6&8	All		1			C4AZ 7212-A	
62/64	B	"Before 12/15/63"	6&8	All	1		1	C3OZ 7212-A	
64	B	"From 12/15/63"	6&8	All	1		1	C4OZ 7212-A	
60	S	8	All		1			B9S 7209-B	
61/62	S-moveable column	8	All		1			C2SZ 7212-A	
61	S-fixed column				1			*C1SZ 7212-B	N/R
63	S	8	All		1			C3SZ 7212-A	
64	S	8	All		1			C4SZ 7212-B	
60/62	X	6	All	1				C0DF 7212-D	
63	X	6&8	All	1				C3DZ 7212-D	
64	X	6&8	All	1				C4DZ 7212-A	
7B212 BRACKET - NEUTRAL SWITCH ACTUATING PIN									
62/	B	6&8	All	1		1		C2OZ 7B212-A	
7213 KNOB - COLUMN SHIFT CONTROL SELECTOR LEVER									
60/62	A	6&8	All	1	1			C0AZ 7213-A	
63/64	A	6&8	All	1	1	1		C3AZ 7213-A	
60/64	B,X	6&8	All	AR		AR			Serviced in 7210 assembly only
60	S	8	All		1			C0SS 7213-A	
61/	S	8	All		AR				Serviced in 7210 assembly only
7213 KNOB or 'T' HANDLE ASSY. - FLOOR OR CONSOLE SHIFT CONTROL SELECTOR LEVER									
62/64	A	8	All	1	1	1		C2AZ 7213-F	Knob

YEAR	MODEL	ENGINE		QUANTITY				PART NUMBER	PART NAME and DESCRIPTION
		CYL.	C.I.D.	F/M/2	C/M	C4			
7A213 DIAL - COLUMN SHIFT CONTROL SELECTOR - Also refer to Group 15805									
60/62	A	6&8	All	AR					Refer to Group 15805
63/64	A	6&8	All	1				C3AZ 7A213-C	
61/62	A	6&8	All		1			C1AF 7B033-A	
63	A	6&8	All		1			C3AZ 7A213-D	
64	A	6&8	All		1	1		C4AZ 7A213-D	
7A213 DIAL - FLOOR OR CONSOLE SHIFT CONTROL SELECTOR									
62/64	B	6&8	All	AR					Refer to Group 15805
64/	B	6&8	All			1		C4OZ 7B033-B	
60	S	8	All		1			C0SS 7A213-C	
61/62	S-fixed column	8	All		1			C1SS 7A213-E	
62/63	S-moveable column	8	All		1			C2SZ 7A213-B	
64/	S	8	All		1			C4SZ 7A213-C	
60/64	X	6&8	All	1				C3YY 7B033-A	
7A216 INSERT - COLUMN SHIFT CONTROL SELECTOR POSITION									
63	A-moveable column	6&8	All	1				C3AZ 7A216-L	(e)
63/64	A-fixed column	6&8	All	1				C3AZ 7A216-E	(d)
63	A-moveable column- "Before 2/18/63"	6&8	All		1			C3AZ 7A216-H	(f)
63/64	A-moveable column	6&8	All		1			C3AZ 7A216-M	(f)
63/64	A-fixed column	6&8	All		1	1		C3AZ 7A216-F	(d)
62/64	B	6&8	All	1				C2OZ 7A216-A	(b)
64	B	6&8	All			1		C4OZ 7A216-A	(b)
60	S	8	All		1			B9SZ 7A216-A	(a)
61	S-moveable column	8	All		1			C1SS 7A216-F	(c)
61/62	S-fixed column	8	All		1			C2SZ 7A216-A	(c)
62	S-moveable column	8	All		1				(c)
63	S	8	All		1			C3SZ 7A216-A	(c)
64	S	8	All		1			C4SZ 7A216-A	(c) or (e)
60/63	X	6&8	All	1				C0DF 7A216-A	(b)
64	X	6&8	All	1				C4DZ 7A216-A	(b)
7A217 BLOCK ASSY. - CONTROL SELECTOR NEUTRAL SWITCH - Refer to Group 7A247									
7227 SPRING - CONTROL SELECTOR TUBE RETRACTING									
60/62	A	6&8	All	1	1			AB 7227-A	1" free length-1/2" O.D.

YEAR	MODEL	ENGINE		QUANTITY				PART NUMBER	PART NAME and DESCRIPTION
		CYL.	C.I.D.	F/M/2	C/M	C4			
7228 SOCKET ASSY. - COLUMN SHIFT CONTROL SELECTOR LEVER									
63/	A	6&8	All	1	1	1		C4AZ 7228-A	
62/	B, X	6&8	All	1		1		C5TZ 7228-A	
60	S	8	All		1			B8S 7228-B	
61	S	8	All		1			C3SZ 7228-A	
62/63	S	8	All		1			C2SZ 7228-A	
64/	S	8	All		1			C6SZ 7228-A	
60/61	X	6	All	1				C0DZ 7228-A	
7C230 RETAINER - GEAR SHIFT TUBE RETRACTING SPRING									
60/62	A	6&8	All	2	2			C1AZ 7C230-A	
7242 WASHER - CONTROL SELECTOR SOCKET ANTI-VIBRATION									
62	A	6&8	All	1	1			C2OZ 7242-A	
61/	S	8	All		1			★B8S 7242-A	Not replaced
7246 INSULATOR - COLUMN SHIFT CONTROL SELECTOR LEVER									
60/64	A, S	6&8	All	1	1	1		B8S 7246-A	
60/	B, X	6&8	All	1		1			
7A247 SWITCH ASSY. - CONTROL SELECTOR NEUTRAL									
COLUMN SHIFT									
60	A	6&8	All	1				C0AF 7A247-D	(a)
61/62	A	6&8	All	1				C1AA 7A247-A	(a)
63/64	A-fixed column	6&8	All	1				C3AZ 7A247-N	(b)
63/64	A-moveable column	6&8	All	1				C3AZ 7A247-R	(b)
60	A	6&8	All		1			C0AF 7A247-E	(a)
61/62	A	6&8	All		1			C1AA 7A247-B	(a)
63/64	A	6&8	All		1			C3AZ 7A247-L	(b)
64/	A	6&8	All			1		C4AZ 7A247-C	Use with column or console shift-located on trans. assembly
62/64	B	6&8	All	1				C3OZ 7A247-A	
60	S	8	All		1			C0SF 7A217-A	(d)
61/62	S	8	All		1			C1SF 7A217-B	(d)
63	S	8	All		1			C3SZ 7A217-A	(d)
64	S	8	All		1			C4SZ 7A247-A	(d)
60/64	X	6&8	All	1				C0DF 7A217-A	Without back-up lights-2 terminals (a)
				1				C3DZ 7A217-A	With back-up lights- 4 terminals (a)
CONSOLE SHIFT									
63	A	8	All	1				C3AZ 7A247-K	(h)
62	A	8	All		1			C2AZ 7A247-C	(h)
63/64	A	8	All		1			C3AZ 7A247-M	(h)
									Attaching parts for switch assembly
				AR	AR	AR		42127-S(U248C)	(a) Screw-tapping-No.10-12 x 1/2"
				AR	AR	AR		52353-S(U303)	(b) Screw-tapping-No.10-12 x 5/8"
				AR	AR	AR		42120-S(U248)	(d) Screw-tapping-No.10-16 x 3/8"
				AR	AR	AR		357456-S(UU43)	(h) Screw-tapping-No.10-32 x 1/2"
7277 BOOT ASSY. - CONSOLE SHIFT CONTROL SELECTOR LINKAGE									
62/63	A	8	All	1	1			C3AZ 7277-A	
64	A	8	All		1			C4AZ 7277-C	

YEAR	MODEL	ENGINE		QUANTITY				PART NUMBER	PART NAME and DESCRIPTION
		CYL.	C.I.D.	F/M/2	C/M	C4			
7293 SPRING - COLUMN SHIFT CONTROL SELECTOR STOP									
60/	A,B	6&8	All	1	1	1		C2OZ 7293-B	1 1/8" free length-4 1/2 coils
64/	S	8	All		1				
60/	X	6&8	All	1				FDU 7293-A	1 1/2" free length-5 1/2 coils
61/63	S	8	All		1			C1SS 7293-B	1 1/4" free length-6 coils
7A297 SHAFT - SPEED CONTROL TO KICK DOWN CONTROL									
64	S	8	All		1			C4SZ 7A297-A	
7302 ARM and SUPPORT ASSY. - CONTROL SELECTOR LEVER									
63	A	"Before 2/11/63"	8	All	1			C3AZ 7302-C	
63	A	"From 2/11/63"	8	All	1			C3AZ 7302-F	
64	A		8	All	1	1			
62	A		8	All		1		C2AZ 7302-D	
63	A		8	All		1		C3AZ 7302-G	
60/61	S		8	All	1			B8S 7302-C	
60/63	X	6&8	All	1				C0DF 7302-B	
64/	X-column shift	6&8	All	1				C4DZ 7302-A	Includes 7341 insulator
7A306 HOUSING ASSY. - CONSOLE SHIFT CONTROL SELECTOR									
63	A-moveable column	8	All	1				C3AZ 7A306-C	(a)
63	A-fixed column	8	All	1				C3AZ 7A306-D	(a)
62	A	8	All		1			C2AZ 7A306-E	(a)
63	A-moveable column	8	All		1			C3AZ 7A306-B	(a)
63/64	A-fixed column	8	All		1			C3AZ 7A306-F	(a)
									Attaching parts for housing to cover plate or floor pan
					AR	AR		20308-S(B40)	(a) Bolt-1/4"-20 x 1/2" hex. head
					AR	AR		34805-S(X62)	(a) Washer-1/4"
7308 RETAINER - CONTROL SELECTOR TUBE ARM SPRING									
60/61	S	8	All		1			B8S 7308-A	
7318 BRACKET - CONTROL SELECTOR TUBE and STEERING COLUMN									
60/62	A	6&8	All	1	1			O1A 7318-A	
				2	2			20308-S(B40)	Bolt-1/4"-20 x 1/2"
				2	2			33795-S7(M49)	Nut-1/4"
				2	2			34805-S8(X62)	Lockwasher-1/4"
7323 SPACER - COLUMN SHIFT CONTROL SELECTOR CONNECTING ROD ADJUSTMENT									
60/	A	6&8	All	1	1	1		B9A 7323-A	
60/	B, X	6&8	All	1	1	1			
7325 ROD ASSY. - MANUAL CONTROL SELECTOR CONNECTING- Refer to Group 7326									

YEAR	MODEL	ENGINE		QUANTITY				PART NUMBER	PART NAME and DESCRIPTION
		CYL.	C.I.D.	F/M/2	C/M	C4			
7326 ROD - MANUAL CONTROL SELECTOR CONNECTING									
CONSOLE SHIFT									
61/62	A	6&8	All	1				C1AA 7326-H	(a)
63/64	A	6&8	All	1	1	1		C3AZ 7326-C	(e)
61/62	A	6&8	All	1				C1AA 7326-G	(a)
62/64	B	6&8	All	1	1			C2OZ 7326-D	(a)
60	S	8	All	1				B8S 7326-C	Approx. 13 1/4" long (b)
61/62	S	"Before 4/13/62"	8	All	1			C2SZ 7325-A	(c)
62	S	"From 4/13/62"	8	All	1			*C2SZ 7325-B	(b)-Not replaced
63	S	8	All	1				C3SZ 7325-A	(b)
64	S	8	All	1				C4SZ 7326-A	Approx. 14" long (b)
60/61	X	6	All	1				C0DD 7326-B	Approx. 9 3/16" long (a)
62/63	X	6&8	All	1				C2DZ 7326-B	Approx. 9 1/8" long (a)
64	X	6&8	All	1				C4DZ 7326-B	(a)
FLOOR OR CONSOLE SHIFT									
63	A	8	All	1				C3AZ 7326-J	(e)
62	A	8	All	1	1			C2AZ 7326-F	(e)
63	A	8	All	1				C3AZ 7326-G	(e)
64	A	8	All	1				C4AZ 7326-D	Approx. 15 1/2" long (e)
								AR AR AR	44722-S(X19) (a) Washer-flat-5/16"
								AR AR AR	351341-S (a) Washer-spring-5/16"
								(XX351)	
								AR AR AR	72034-S(N45) (a) Cotter pin-3/32"-1"
								AR AR AR	72015-S(N40) (a) Cotter pin-1/16"-1"
								AR	33923-S(M32) (b) Nut-5/16"-24
								AR AR	379930-S (c) Nut-5/16"-18
								(MM173M)	
								AR AR	354299-S (d) Nut-5/16"-24
								(MM156)	
								AR AR AR	356403-S (e) Washer-flat-5/16"
								(XX126)	
								AR AR AR	351341-S (e) Washer-spring-5/16"
								(XX351)	
								AR AR AR	352358-S (e) Cotter pin-self-locking-1/16"
								(NN127)	
7C331 SPRING - CONTROL SELECTOR ROD ANTI-RATTLE									
62/64	B	6&8	All	1				C2OZ 7C331-A	2 7/8" free length-18 coils
7C332 HOSE - OIL COOLER LINE									
63/	A, B	6&8	All		AR	AR		C3DZ 7C332-C	7 1/2" long-5/16" I.D. -1/2" O.D. -cut to required length
					1	1		C0AZ 8287-A	Clamp-1/2" dia.
					1	1		375416-S35	Clamp-1/4" dia.
7335 SLEEVE - CONTROL SELECTOR LEVER IMPACT									
60/	S	8	All	1				B8S 7335-A	
60/64	X	6&8	All	1					
7335 BUSHING - CONTROL SELECTOR TUBE BRACKET									
60/62	A	6&8	All	1	1			C0AA 7335-A	3/4" I.D. -7/8" O.D.
7C335 INSULATOR and BRACKET ASSY. - TRANSMISSION MOUNTING - UPPER									
62	S	8	All	1				*C2SZ 7C335-A	Not replaced
7336 SPACER - CONTROL SELECTOR TUBE									
60	S	8	All	1				B8S 7336-B	1 1/2" I.D. -1 13/16" flange O.D. -1" long-cup type

YEAR	MODEL	ENGINE		QUANTITY				PART NUMBER	PART NAME and DESCRIPTION
		CYL.	C.I.D.	F/M/2	C/M	C4			
7D340 CLIP - COLUMN SHIFT CONTROL SELECTOR DIAL RETAINING									
64/	A	6&8	All		1	1		C4AZ 7D340-A	
7343 BUSHING - CONTROL SELECTOR ARM - Also refer to 7343 Kit									
60/	A, S	6&8	All	1	1	1		C2AZ 7343-A	Column shift-5/16" I.D. -3/8" O.D. -3/8" long-nylon
60/64	B, X			1		1			
62/	A	6&8	All	1	1	1		C2AZ 7343-B	Floor or console shift-3/8" I.D. -7/16" O.D. -3/8" long-nylon
7343 KIT - CONTROL SELECTOR ARM BUSHING and INSULATOR									
60/63	A	6&8	All	1	1			B9AZ 7343-A	Consists of-(1) insulator & (1) bushing
60/	S	8	All		1				
62/64	B	6&8	All	1				C2OZ 7343-A	Consists of-(1) insulator & (1) bushing-use with column shift
60/	X	6&8	All	1				C3TZ 7343-A	Consists of (2) insulators & (2) bushings - use with column shift
7347 BEARING - CONTROL SELECTOR TUBE									
63	A	"Before 2/25/63"	6&8	All	1	1		C3AZ 7347-G	2 3/16" dia. -3/32" gap at locator tabs-5/8" wide
64/	A		6&8	All	1	1	1		
64/	B		6&8	All			1		
63	A	"From 2/25/63"	6&8	All	1	1		C3AZ 7347-B	2" dia. -(3) 1/4" dia. holes equally spaced-5/8" wide
64/	A, B		6&8	All		1	1		
64/	S		8	All		1		C4SZ 7347-A	
7A347 RETAINER - COLUMN SHIFT CONTROL SELECTOR LEVER PLUNGER									
63/	A	6&8	All	1	1	1		C0DF 7A347-A	
60/	B, X	6&8	All	1	1	1			
64/	S	8	All		1				
61/63	S	8	All		1			C1SS 7A347-A	
7353 SLEEVE - CONTROL SELECTOR SHIFT ROD ADJUSTMENT									
60/64	A, B, X-column shift	6&8	All	1	1	1		B9AA 7353-B	1 11/16" long-1/2"-20 thread at one end
62/64	A-floor shift	8	All	1	1			C1AA 7353-C	1 7/16" long-5/16"-24 thread at one end(b) Attaching parts for sleeve to rod
					1	1	1	33943-S8(M36)	(a) Nut-locking-1/2"-20
					1	1	1	34809-S8(X62)	(a) Lockwasher-1/2"
					1	1	1	354299-S (MM156)	(b) Nut-locking-5/16"-24
					1	1	1	372285-S (XX165)	(b) Washer-5/16"
7354 CLEVIS - CONTROL SELECTOR SHIFT ROD									
60	S	8	All		2			B8S 7354-B	
7361 PLUNGER - COLUMN SHIFT CONTROL SELECTOR LEVER									
60/	A, B, X	6&8	All	1	1	1		C0DF 7361-A	1 5/8" long
64/	S	8	All		1				
61/63	S	8	All		1			C1SS 7361-C	
60/	A, B, S	6&8	All	1	1	1		354861-S (XX137)	Spacer-13/32" I.D. -9/16" O.D.
7A373 ROD - ACCELERATOR BELLCRANK TO CARBURETOR									
60/64	B	"Before 3/31/64"	6	All	1			C3OZ 7A373-A	
64	B	"From 3/31/64"	6	All	1			C4OZ 7A373-A	12 7/8" long
61/64	X		6	All	1			C1DD 7A373-B	Use with vacuum throttle valve-12" long
7379 SPRING - CONTROL SELECTOR TUBE and ARM TORSION									
62/	B	6&8	All	1	1			C2OZ 7379-A	
60/	X	6&8	All	1				C0DF 7379-A	Approx. 2" free length-6 coils
62/	B	6&8	All	1	1			376322-S(XX284B)	Washer-flat-1 1/2"
				1	1			376253(XX281F)	Washer-flat-1 7/16"

YEAR	MODEL	ENGINE		QUANTITY				PART NUMBER	PART NAME and DESCRIPTION
		CYL.	C.I.D.	F/M/2	C/M	C4			
7B415 STUD - CONTROL SELECTOR CONNECTING ROD ADJUSTMENT									
61/64	S	8	All		1			C2SZ 7B415-A	(a)
					1			353862-S8(XX10)	(a) Washer-"C" type-5/16"
					1			351341-S8(XX351)	(a) Washer-spring-5/16"
7C431 BRACKET ASSY. - COLUMN SHIFT CONTROL SELECTOR BELLCRANK MOUNTING									
63	A	6	All	1				C3AZ 7C431-C	(a,c)
64	A	6	All	1	1	1		C4AZ 7C431-A	(a,c)
63/64	A	8	260,289	1	1	1		C3AZ 7D138-A	
63/64	A	8	352,390	1	1			C3AZ 7C431-D	(a,c)
					2	2	2	20348-S(B77)	(a) Bolt-3/8"-16 x 3/4" hex. head
					2	2	2	34807-S(X66)	(c) Lockwasher-3/8"
7A440 BUSHING - TRANSMISSION KICK DOWN LEVER and CONTROL ROD - Also refer to Group 7C484									
62/64	A,B,X	6&8	All	1	1	1		C2AZ 7A440-A	1/4" I.D.-5/16" O.D.-3/16" long
64/	S	8	All		1			C4SZ 7A440-A	1/4" I.D.-7/16" O.D.-3/8" long
7C441 PAWL and ROD ASSY. - CONSOLE SHIFT CONTROL SELECTOR LEVER									
62/64	A	8	All	1	1			C3AZ 7C441-B	
7C443 RETAINER - CONSOLE SHIFT CONTROL SELECTOR LEVER PAWL ASSEMBLY									
62/64	A	8	All	1	1			C2AZ 7C443-A	
7C444 SLIDE and INDICATOR ASSY. - CONSOLE SHIFT CONTROL SELECTOR DIAL									
62/64	A	8	All	1	1	1		C3AZ 7C444-A	
7C448 RETAINER - CONSOLE SHIFT CONTROL SELECTOR LEVER GUIDE PLATE									
62/64	A	8	All	1	1			C2AZ 7C448-A	3 11/16" x 5 3/8" x 9/32"
7C449 PLATE - CONSOLE SHIFT CONTROL SELECTOR LEVER									
62/64	A	8	All	1	1			C2AZ 7C449-A	8 11/16" x 5"
62/64	A	8	All	3	3			357456-S13(UU43)	Screw-No.10-32 x 1/2" tapping (plate to 7A306 housing)
7C484 BUSHING - TRANSMISSION KICK DOWN LEVER and CONTROL ROD									
64/	S	8	All		1			C4SZ 7C484-A	7/16" O.D. - 1/4" I.D. - 3/16" wide-flange type
7C488 BUTTON ASSY. - CONSOLE SHIFT CONTROL SELECTOR LEVER RELEASE									
62/64	A	8	All	1	1			C2AZ 7C488-A	Includes-spring, washer and snap ring
62/64	A	8	All	1	1			89447-S(U409)	Screw-1/4"-28 x 1/4" headless (retains button in handle)
7C490 SPRING - CONSOLE SHIFT CONTROL SELECTOR LEVER PARKING LOCK									
62/64	A	8	All	1	1			C2AZ 7C490-A	
7C491 SPRING - CONSOLE SHIFT CONTROL SELECTOR LEVER BUTTON RETURN									
62/64	A	8	All	1	1			C2AZ 7C491-A	
77205 DAMPER - CONTROL SELECTOR TUBE VIBRATION									
60/62	A	6&8	All	1	1			* AB 77205-A	Not replaced

Included in this index are the following major groups in the order shown below:

RADIATOR and GRILLE

WATER PUMP and FAN

INDEX

SECTIONS 80 - 86.2

PART NAME	GROUP NUMBER	PART NAME	GROUP NUMBER
Baffle assv. (radiator air recirculation)	8B093	Impeller (water pump)	8512
Bar (radiator grille)-horizontal	8666	Insulator (fan shroud)	8B024
Bar (radiator grille vertical)	8A150-51 8164	Insulator (fan shroud)	8A644
Belt (water pump, fan & generator)	8620	Insulator (radiator grille ornament rubber)	8B325
Bracket & shaft assv. (fan belt idler)	8680	Kit (radiator mounting insulator)	8125
Bracket assv. (radiator grille bar)	8186-87	Lock ring (water pump bearing)	8576
Bracket (fan shroud to support)	8149		8630
Bracket (fan shroud to support)	8A600	Moulding assv. (radiator grille opening)	8242-43
Bracket (radiator grille inner)	8A123	Moulding (radiator grille)-center	8418
Bracket (radiator grille intermediate)	8180-81	Moulding (radiator grille extension)	8196-97
Bracket (radiator grille support)-center	8232	Moulding (radiator grille lower)	8156
Bracket (radiator grille upper mounting)	8A278	Moulding (radiator grille opening)-lower center	8A034
Bracket (radiator supply tank support)	8A082	Moulding (radiator grille opening)-lower outer	8A032-33
Bracket (radiator support lower)	8052	Moulding (radiator grille)-upper	8419
Cap (idler pulley bearing dust)	8687	Ornament & base assv. (radiator grille)	8B075
Cap (radiator)	8100	Ornament (radiator grille)	8213
Cap (water pump housing or water outlet connection to cylinder block)	8A500	Ornament (radiator grille ring)	8216
Clamp assv. (heater air duct retainer)	8725	Ornament (radiator grille upper panel)	8259
Clamp (hose)	8287	Pad (radiator support)	8124-25
Clamp (water by pass)	8556	Panel (fan shroud)	8147-48
Clutch assv. (fan)-viscous drive	3A616	Panel (radiator grille opening)	8190-91
Cock (drain)	8115	Panel (radiator grille upper)	8214
Connection assv. (cylinder head water outlet)	8592-94	Piston assv. (fan clutch control)	8A640
Cover (radiator grille moulding joint)	8A340	Plate (radiator grille center retaining)	8408
Cover (radiator grille opening panel joint)	8221	Plate (radiator grille ornament)	8B080
Cover (water pump)	8508	Pulley assv. (fan belt idler)	8678
Decalcomania (fan warning)	8653	Pulley (water pump)	8509
Deflector assv. (radiator air)	8310-11	Pump assv. (water)	8501-02
Deflector assv. (radiator air side)	8A211	Radiator assv.	8005
Deflector assv. (radiator side air)	8104-05	Repair kit (water pump)	8591
Deflector (radiator air upper)	8327	Retainer (rad. grille opening ornament)	8194
Diverter (water inlet)	8526-27	Rod (radiator brace)	8133
Extension (radiator grille)	8224-5	Seal (radiator air deflector)	8349
Extension (water pump)	8A510	Seal (radiator air side)	8B018
Fan assv.	8600	Seal (radiator air side deflector)	8348
Frame (radiator grille)	8B271	Seal (radiator upper)	8A397
Gasket assortment (water connection)	8255	Seal (water pump)	8564
Gasket (water by pass tube)	8563	Seat (water pump impeller)	8517
Gasket (water outlet connection to cylinder head)	8255	Shaft & bearing (water pump)	8530
Gasket (water pump cover)	8513	Shaft (supercharger belt idler pulley bracket)	8686
Gasket (water pump housing)	8507	Shaft (water pump)	8511
Grille (radiator)	8200	Shim (radiator bottom support)	8126
Grille (radiator)	8210	Shroud (fan)	8146
Grille (radiator)	8220	Slinger (water pump shaft)	8550
Guard (fan)	8A611	Spacer (fan shroud)	8A621
Hose (radiator)	8260	Spacer (pulley to fan)	8546
Hose (radiator-bulk)	8333	Strap (fan shroud)	8A626
Hose (radiator drain)	8081	Strap (radiator supply tank)	8A083
Hose (radiator)-flexible	8260 8286	Support assv. (radiator grille center)	8A035
		Support (radiator grille)	8182-83
Hose (radiator lower)-moulded	8286	Support (radiator lower)	8A058
Hose (radiator or supply tank overflow)	8A213	Support (radiator upper)	8A193 8233
	8075		
Hose (radiator supply tank)	8063	Tank assv. (radiator supply)	8A080
Hose (water by-pass)	8597	Thermostat assortment	8575
Hub (water pump pulley)	8553	Thermostat (water)	8575
		Tube (water by pass)	8555
		Tube (water by pass)-front	8548

8003 RADIATOR ASSY.

YEAR	C Y L.	C. I. D.	CORE WIDTH	CORE HEIGHT	CORE THICK- NESS	STD. COOL- ING	EXTRA COOL- ING	SUPER EXTRA COOLING	A/C	DESCRIPTION	Q T Y.	PART NUMBER
- A -												
60/62	6	223	20 1/2	17 1/2	1 1/4	x	x			Use C3AZ 8A611-B guard or relocate & drill holes on existing guard	1	*C2AZ 8005-D
	8	292	22 1/2	17 1/2	1 1/4	x				M/T	1	C3AZ 8005-C
	8	292	22 1/2	17 1/4	2		x		x	M/T	1	*C3AZ 8005-B
	8	292				x	x		x	A/T	1	
	8	352, 390	22 1/2	17 1/2	1 1/4	x				M/T	1	C3AZ 8005-C
	8	352, 390	22 1/2	17 1/4	2	x	x		x	A/T	1	*C3AZ 8005-B
	8	352, 390							x	M/T	1	
	8	352, 390, 406				x	x			M/T	1	
- B -												
63	6	223	20 1/2	17 1/2	1 1/4	x	x				1	*C2AZ 8005-D
	8	260, 289	23 1/4	17 3/8	1 1/2	x	x				1	*C4AZ 8005-C
	8	352, 390(exc. P/C, Special)	22 1/2	17 1/2	1 1/4	x				M/T	1	C3AZ 8005-C
	8	352, 390	22 1/2	17 1/4	2	x	x			A/T	1	*C3AZ 8005-B
	8	352, 390				x	x		x		1	
	8	390, 406, 427-Also used on P/C and Special				x	x			M/T	1	
- C -												
64	8	223, 289-"Before 12/1/63"	23 1/4	17 3/8	1 1/2	x	x		x	Bend cooler lines for 223 eng.	1	*C4AZ 8005-C
	8	223, 289-"From 12/1/63"	20 1/4	17 3/8	1 1/4	x	x		x	Keep to extreme left. For 289 eng. w/fan shroud, bend tabs out of way	1	*C5OZ 8005-C
	8	352, 390, 427	22 1/2	17 1/4	2"	x	x		x		1	*C4AZ 8005-A
60/	6	All				x	x	x	x	Screw (rad. to suppt.)- 5/16" -24 x 1 1/8"	4	353483-S2 (BB588)
60/	6	All				x	x	x	x	Nut-Retainer(rad. to apron to lower suppt.)	4	359952-S2 (MM198)
- D -												
62/64	6	170, 200	20 1/4	17 3/8	1 1/4	x	x		x	17 1/4" R/B 20 1/4" core width	1	C7OZ 8005-A
	8	221	20 1/4	17 3/8	1 1/4	x	x				1	C2OZ 8005-H
	8	260, 289				x					1	
	8	260, 289	20 1/4	17 3/8	2		x				1	C3OZ 8005-C
	8	260, 289	20 1/4	17 3/8	1 1/4				x	(Deluxe hang-on A/C)	1	C2OZ 8005-H
60/	6	All				x	x	x	x	Screw (rad. to suppt.) 5/16" -24 x 1 1/8"	4	353483-S2 (BB588)
60/	6	All				x	x	x	x	Nut-retainer- 5/16" - 24	4	359952-S2 (MM198)
- E -												
60	8	352, 430	24	17 1/2	2"	x	x				1	C0SS 8005-A
	8	352, 430	24	17 1/2	2 1/4				x		1	C0SS 8005-B
- F -												
61/63	8	390-"Before 7/14/61"	23 3/8	17 1/2	2 1/4	x	x		x		1	C1SS 8005-G
	8	390-"From 7/14/61"				x	x		x		1	C2SZ 8005-B
- G -												
64/	8	390-"Before 1/2/64"	23 1/4	17 1/2	2 1/4	x	x		x	McCord	1	C4SZ 8005-A
	8	390-"From 1/2/64"	22 1/2	17 1/4	2	x	x		x		1	♦C4SZ 8005-D
61/62	8	All				x	x	x	x	Bolt (rad. suppt. upper)- 1/4" -20 x 1/2"	3	20308-S7(B40)
63/	8	All				x	x	x	x	Bolt(rad. to upper suppt.)- 1/4" -20 x .56"	2	371492-S2 (BB569)

* Includes oil cooler unit. When used with S/T or O/D do not remove oil cooler unit plugs.

♦ Cut or bend upper shroud tabs to accept finger guard.

8005 RADIATOR ASSY. - continued

YEAR	C Y L.	C. I. D.	CORE WIDTH	CORE HEIGHT	CORE THICK- NESS	STD. COOL- ING	EXTRA COOL- ING	SUPER EXTRA COOLING	A/C	DESCRIPTION	Q T Y.	PART NUMBER
- S -												
60	8	352, 390				x	x	x	x	Screw & washer (rad.to underbody)- 5/16"-24 x 1 1/8" (Upper rad. suppt. to fender apron)	3	353483-S2 (BB588)
	8	352, 430				x	x	x		(Upper rad. suppt. to fender apron)	1	
	8	390							x	(Panels to upper rad. suppt.)	2	
60	8	352, 430				x	x	x	x	Bolt (rad. to lower 16138) 5/16"-24 x 1"	2	20387-S(B157)
60	8	352, 430				x	x	x	x	Washer (rad. to lower 16138)-5/16"	2	34956-S(X82)
61/	8	All								Screw (rad. to lower suppt.)-15/16"-24x1 1/8" (Rad. to lwr. rad. suppt.)	4	353483-S2 (BB588)
63	8	390				x	x	x	x	(Rad. to lwr. rad. suppt.)	2	
61/62	8	All				x	x	x	x	Flat washer (rad. suppt.)-1/4"	3	44719-S8(X17)
61/	8	All				x	x	x	x	Nut(rad. upper suppt.) - 1/4"-20	3	34390-S7(M92)
60	8	352, 430				x	x	x	x	Nut-retainer-5/16"-24	3	359218-S2 (MM210)
64	8	All				x	x	x	x	Nut-retainer(rad. to lower suppt.)	2	359952-S2 (MM198)
61	8					x	x	x	x	Elbow 90°(connect trans. oil cooler line to rad.)	1	375896-S(II-176)
- X -												
60	6	144	17 1/4	16 1/2	1 1/4			x		(15 Fins per inch)-use with 3.89 axle & M/T	1	*C5ZZ 8005-C
60/62	6	144	17 1/4	16 1/2	1 1/4	x	x		x	A/T	1	*C5ZZ 8005-C
	6	170				x	x		x		1	
	6	144	17 1/4	15 1/2	1 1/4	x				(9 Fins per inch)exc. 1960 w/3.89 axle & M/T	1	C3DZ 8005-J
63/64	6	144	17 1/4	15 1/2	1 1/4	x			x	(9 Fins per inch)	1	C3DZ 8005-J
	6	144	17 1/4	16 1/2	1 1/4		x			(15 Fins per inch)	1	*C5ZZ 8005-C
	6	170	17 1/4	15 1/2	1 1/4	x			x	(9 Fins per inch) & M/T	1	C3DZ 8005-J
	6	170	17 1/4	16 1/2	1 1/4		x			(15 Fins per inch) & M/T	1	*C5ZZ 8005-C
	6	170				x	x		x	A/T	1	
	6	200				x	x		x		1	
	8	260	17 1/4	16 1/2	1 1/4						1	*C3DZ 8005-K
60/63	8	All				x	x	x	x	Bolt (rad. to suppt.)- 5/16"-24 x 3/4" (Rad. & shroud brkt. to rad. supply)	4	20547-S8(B156)
63	6	144, 170							x	(Rad. to suppt.)	2	
64	6	All				x	x	x	x	(Rad. to suppt.)	4	
63	6	144, 170							x	Flat washer(rad. & shroud brkt. to suppt.)-5/16" (Rad. to rad. suppt.)	2	44722-S8(X19)
	6	144, 170, 260							x	(Rad. to rad. suppt.)	4	
60/	8	All				x	x	x	x	Lockwasher-5/16"	4	34806-S7(X64)
63	6	144, 170				x	x	x	x	Lockwasher(rad. & shroud brkt. to rad. suppt.)5/16" (Rad. to rad. suppt.)	2	*34941-S7
64	6	All				x	x	x	x	(Rad. to rad. suppt.)	4	
63	6	144, 170							x	Nut(rad. & shroud brkt. to rad. suppt.)-5/16"-24	2	33798-S8(M62)
63	6	144, 170, 260							x	Nut(rad. to lower rad. suppt.)-5/16"	2	353766-S (MM269)
63	6	144, 170, 260				x	x	x	x	Nut(rad. to lower rad. suppt.)-5/16"-24 lock	2	34393-S7(M98)
60/	6	All				x	x	x	x	Nut-ret. (rad. to suppt.)	4	359952-S2 (M198)

* Includes oil cooler unit (when used with S/T or O/D, do not remove oil cooler unit plugs)

YEAR	MODEL	CYL.	C.I.D.	DESCRIPTION	QTY.	PART NUMBER
8B024 INSULATOR - FAN SHROUD						
64/	S-with A/C	8	390		6	C4SZ 8B024-A
8A032-3 MOULDING - RADIATOR GRILLE OPENING - LOWER OUTER						
60	A	6&8	All	R. H. -with attaching parts	1	C0AB 8A032-C
				L. H. -with attaching parts	1	C0AB 8A033-C
				Nut-1/4"-20	4	33795-S7(M49)
				Lockwasher-1/4"	4	34940-S7(X88)
				Flat washer-1/4"	4	44719-S8(X17)
8A034 MOULDING - RADIATOR GRILLE OPENING - LOWER CENTER						
60	A	6&8	All	With attaching parts	1	C0AB 8A034-C
				Retainer	6	*C0AB 8A071-B
				Nut-1/4"-20	6	33795-S7(M49)
				Lockwasher-1/4"	6	34940-S7(X88)
				Flat washer-1/4"	6	44719-S8(X17)
8A035 SUPPORT ASSY. - RADIATOR GRILLE CENTER						
60/61	X(except A/C)	6	144		1	C0DB 8A035-A
				Screw(suppt.thru body at fender apron suppt.and/or to hood catch striker panel)-5/16"-24 x 1 1/8"	1or2	353483-S2(BB588)
				Nut retainer assy. -5/16"-24	1	359952-S2(MM198)
				Nut-5/16"-24	1	354299-S2(MM156)
61	X	6	All	Nut-retainer assy. -1/4"-20	2	354394-S2(MM187)
60/61	X	6	All	Screw(support to frt.cross member)No.14-14 x 1/2"	1	31497-S8(U254)
60/61	X	6	All	Nut (suppt. to rad. & apron suppt.)-5/16"-24	1	33798-S8(M62)
8052 BRACKET - RADIATOR SUPPORT LOWER						
63	A	8	260,289	Includes C3AZ 8125-A pad	2	C3AZ 8052-A
64	A	6&8	All	Includes C3AZ 8125-A pad	2	C4AZ 8052-A
63/	A	6&8		Screw (bracket to rad.suppt.)-5/16"-24 x 1 1/8"	2	353483-S2(BB588)
63/	A	6&8		Nut retainer (brkt. to rad. suppt.)-5/16"-24	2	359952-S2(MM198)
8063 HOSE - RADIATOR SUPPLY TANK - Cut from 51A 8333-A hose						
8075 HOSE - OVERFLOW - Cut from C2AZ 9324-D						
8B075 ORNAMENT - RADIATOR GRILLE - Refer to Group 8213						
8A080 TANK ASSY. - RADIATOR SUPPLY - Refer to Group 8592						
8B080 PLATE - RADIATOR GRILLE ORNAMENT - Refer to Group 8213						
8081 HOSE - RADIATOR DRAIN - Cut from C2AZ 9324-D						
8A082 BRACKET - RADIATOR SUPPLY TANK SUPPORT						
60/63	A	6	223		1	C3AZ 8A082-A
8A083 STRAP - RADIATOR SUPPLY TANK						
60/63	A (except A/C)	6	223		1	C0AA 8A083-A
60/63	A-with A/C	6	223	3.0" long-.76" wide x .06" thick-Improvise	1	*C0AE 8A083-A
60/63	A (except A/C)	6	223	Bolt (strap to tank)-5/16"-18 x 1/2"	1	20310-S8(B48)
60/63	A (except A/C)	6	223	Nut-5/16"-18	1	34392-S7(M93)
60/63	A-with A/C	6	223	Bolt (strap to tank)-5/16"-24 x 1/2"	1	20311-S8(B153)
60/63	A-with A/C	6	223	Bolt (strap to idler pulley and compressor support bracket)-5/16"-24 x 3/4"	1	20347-S8(B156)
60/63	A-with A/C	6	223	Nut-5/16"-24	1or2	33798-S8(M62)
60/63	A-with A/C	6	223	Lockwasher -5/16"	1or2	34806-S7(X64)
8B093 BAFFLE ASSY. - RADIATOR AIR RECIRCULATION						
62/63	S	8	390		1	C2SZ 8B093-B

FORD CAR PARTS

SECTION 80

391

YEAR	MODEL	CYL.	C.I.D.	DESCRIPTION	QTY.	PART NUMBER
8100 CAP - RADIATOR						
60/	A, B, S, X(144, 170, 200, 221, 223, 260, 289, 292, 352, 390, 406, 427, 430)	6&8	All	12-15 lb. pressure-zinc plate finish	1	B8A 8100-A
				12-15 lb. pressure-chrome finish-also supplied in (6980) dress-up kits	1	C2SZ 8100-A (RS-512)
60/	A, B, S, X(144, 170, 200, 221, 223, 260, 289, 292, 352, 390, 406, 427, 430)	6&8	All	12-15 lb. pressure-pressure release vent cap-zinc plate	1	C1UZ 8100-A
				7 lb. pressure-pressure release vent cap-optional for taxis-zinc plate	1	B2AZ 8100-A
				7 lb. pressure-pressure release vent cap-optional for taxis- chrome	1	B2AZ 8100-B
8100 CAP ASSORTMENT - RADIATOR						
60/				Regular design	AR	C8PZ 8100-A
	Consists of the following					
	(1) B2TZ 8100-A (RS-8)			(2) B2VY 8100-A (RS-16)		
	(4) B2AZ 8100-F (RS-9)			(1) C7DZ 8100-A (RS-17)		
	(4) B8A 8100-A (RS-12)					
60/				Safety-vented design	AR	C8PZ 8100-B
	Consists of the following					
	(1) B2AZ 8100-C (RL-8)			(2) B2VY 8100-B (RL-16)		
	(4) B2AZ 8100-A (RL-9)			(1) C4RA 8100-K (RL-17)		
	(4) C1UZ 8100-A (RL-12)					
8104-5 DEFLECTOR ASSY. - RADIATOR SIDE AIR - Also Refer to Group 8310-11						
60	S	8	All	R. H. -less weatherstrip - Not replaced	1	★B9S 8104-A
				L. H. -less weatherstrip- Not replaced	1	★B9S 8105-A
60	S	6&8	All	Lockwasher-5/16"	4	★34941-S7
60	S (with F/M or C/M)	8	All	Connector (oil cooler tubes to radiator)	2	371612-S8 (II-36)
60	S	8	All	Bolt (deflector to grille)-1/4"-20 x 1/2"	2	20308-S7 (B40)
60	S	8	All	Nut-1/4"-20	AR	33795-S7(M49)
60	S	8	All	Lockwasher-1/4"	AR	34805-S8(X62)
60	S	8	All	Flat washer-5/16"	AR	44722-S8(X19)
8115 COCK - DRAIN						
60/	A, B, S, X	6&8	All	1/4" pipe thread-includes extension	1or2	8A 8115
8A123 BRACKET - RADIATOR GRILLE INNER						
64	A	6&8	All		1	C4AZ 8A123-A
62	X	6	144,170		2	C1KB 8A123-A
62	X	6	144,170	Screw(brkt.to rad.suppt.)-No.14-14 x 1/2" tapping	4	31497-S8(U254)
8124-25 PAD - RADIATOR SUPPORT - RUBBER - Also refer to Group 8126						
- A -						
63	A	8	260,289	4.08" long-upper-also part of C3AZ 8A193-A	2	C3AZ 8124-A
		8	260,289	3.42" long-lower-also part of C3AZ 8052-A	2	C3AZ 8125-A
64	A	6&8	223,289	Upper-also furnished with C4AZ 8A193-C	2	C3AZ 8124-A
		6&8	223,289	Lower-also furnished with C4AZ 8052-A	2	C3AZ 8125-A
		8	352,390	Upper-also furnished with C4AZ 8A193-B	2	C3AZ 8125-A
			427			
	A	6&8	All	Upper	2	C4AZ 8125-C
		6&8	All	Lower -.40" thick x 1.72" diameter	2	C4AZ 8125-B
8126 SHIM - RADIATOR BOTTOM SUPPORT						
63	A	6&8	All	Fibre-6 1/2" long-2" wide-with slotted center	AR	C3AZ 8126-A
64	A	6&8	All	Steel or fibre board-.06" x 2" round-with slot-front end to frame	AR	C4AZ 8126-B
	A	6&8	All	Steel-2" round w/3 holes-radiator to frame support	2	C4AZ 8126-C
8133 ROD - RADIATOR BRACE						
63	A	8	260,289	23.80" long	1	C3AZ 8133-A

YEAR	MODEL	CYL.	C.I.D.	DESCRIPTION	QTY.	PART NUMBER
8146 SHROUD - FAN						
- A -						
60	A-with A/C	8	292,352	Upper	1	C1AZ 8147-A
61	A-with A/C	8	292,352	Upper	1	C1AZ 8147-A
			390	Lower	1	C3AZ 8148-B
62	A-with A/C	8	292,352	Upper	1	C3AZ 8147-B
			390	Lower	1	C3AZ 8148-B
	A-with H/D extra cooling	8	352,390	Upper-with 1.25 ratio slip fan clutch	1	C3AZ 8147-B
		8	352,390	Lower -with 1.25 ratio slip fan clutch	1	C3AZ 8148-B
63	A-with A/C	8	260,289	R. H.	1	C3AZ 8147-A
				L. H.	1	C3AZ 8148-A
	A-with A/C	8	352,390	Upper	1	C3AZ 8147-B
	"Before 1/2/63"	8	352,390	Lower	1	C3AZ 8148-B
	"From 1/2/63"	8	352,390	Lower	1	C3MY 8148-A
	A-with H/D extra cooling	8	352,390	Upper-with 1.25 ratio slip fan clutch	1	C3AZ 8147-B
		8	352,390	Lower-with 1.25 ratio slip fan clutch	1	C3AZ 8148-B
64	A-with A/C	8	289	R. H.-Use w/23 1/4" core width radiator	1	C4AZ 8147-A
				L. H.	1	C4AZ 8148-B
	"From 12/1/63"	8	289	One piece type-use w/20 1/4" core width radiator	1	C4AZ 8146-A
	A-with A/C or H/D extra cooling	8	352,390	Upper	1	C3AZ 8147-B
				Lower-use with C3AZ 8A621-B	1	C4MY 8148-A
- B -						
62	B-with A/C	8	221	R. H. -straight brackets	1	C2OZ 8147-A
				L. H.	1	C2OZ 8148-A
	B-with A/C	8	260	R.H.-bent brackets	1	C2OZ 8147-B
				L. H.	1	C2OZ 8148-B
63	B-with A/C	8	221	R. H. -not used with extra cooling radiator-	1	C2OZ 8147-A
				straight brackets		
				L. H.	1	C2OZ 8148-A
63	B-with A/C	8	221	R. H. -used w/extra cooling radiator-bent brkts.	1	C2OZ 8147-B
				L. H.	1	C2OZ 8148-B
63/64	B-with A/C-or B Special-289	8	260,289	R. H. -bent brackets	1	C2OZ 8147-B
				L. H.	1	C2OZ 8148-B
- S -						
60	S-with A/C	8	352,430	Upper	1	C1AZ 8147-A
		8	352,430	Lower - Not replaced	1	*C0SS 8148-A
61/63	S	8	390	R. H.	1	C4SZ 8147-A
				L. H.	1	C4SZ 8148-A
64/	S-with A/C	8	390	R. H.	1	C4SZ 8147-A
				L. H.	1	C4SZ 8148-A
- X -						
62/64	X-with A/C	6	144,170 200	One-piece type	1	C3DZ 8146-C
63/	X-with A/C	8	260,289	One-piece type-	1	C3DZ 8146-D
64	S-A/C	8	All	Bolt (R. H. panel to L. H. panel)-5/16"-24 x 3/4"	4	20347-S8(B156)
62/63	A-with A/C or H/D extra cooling	8	292,352 390	Bolt (panel to radiator)-1/4"-20 x 1/2"	2	20308-S7-8(B40)
63	A-with A/C	8	260,289	Bolt (panels to radiator)	4	
62/63	B-with A/C	8	221,260	Screw (panels & radiator to support)- 5/16"-24 x 1 1/8" hex. head	4	353483-S2(BB588)
62/63	A-with A/C or H/D extra cooling	8	292,352 390	Screw (panel & radiator to support)	2	
64	B-with A/C	8	260	Screw(panels, rad., condenser to fender apron)	4	
61/63	S-with A/C	8	All	Screw (R. H. & L. H. panel to radiator or to radiator support bracket).	1or2	
64	S-with A/C	8	390	Screw (panels to upper radiator support)	2	
60/	A-with A/C	8	260,289	Screw (8147 panel to 8148 panel)- 1/4"-20 x 1/2" hex. head	2	42742-S7-8(U2A)
64	B-with A/C & 20" radiator	8	260	Screw & washer(R. H. panel to L. H. panel)- No. 10-32 x 1 5/8"	AR	27185-S2(U177A)
63	A	8	352,390	Screw (lower panel to upper panel)	2	
60/64	A	8	All	Screw(upper panel to lower panel)-No.10-32 x 1"	2	50555-S8(U160)

FORD CAR PARTS

SECTION 80

393

YEAR	MODEL	CYL.	C.I.D.	DESCRIPTION	QTY.	PART NUMBER
8146 SHROUD - FAN - continued						
64	A-with A/C	8	352,390	Screw(upper panel to lwr. panel)-No. 10-32 x 1 3/4"	2	★55039-S2
62/63	B-with A/C	8	221,260	Screw(L. H. panel to R. H. panel)-No. 10-32x. 50"	2	27081-S8 (U175)
64	X	6	All	Screw(panel to support)-1/4"-20 x 1/2"	4	40927-S8 (U262)
62/	X-with A/C	6&8	All	Screw (panel to bracket to support)	4	
64	X	8	All	Screw(panel to support)-1/4"-20x3/4"	4	359289-S8(BB574D)
62/	B	8	All	Screw (shroud to radiator)-No. 14-14 x 1/2"	4	31497-S8(U254)
64	A	8	352,390	Screw & washer(panel to radiator)-1/4"-20x1. 12"	2	370386-S7-8(BB186)
63	A	8	352,390	Screw (panel to radiator)-1/4"-20 x 7/8"	2	370519-S(BB125)
64	A-with A/C	8	352,390	Lockwasher(upper panel to lower panel)-No. 10	2	34939-S2 (X-86)
62/63	B-with A/C	8	221,260	Lockwasher(L. H. panel to R. H. panel)-No. 10	2	34903-S8 (X96)
60/64	A	8	All	Lockwasher-No. 10	2	34803-S7(X60)
64	S-with A/C	8	390	Lockwasher (R. H. panel to L. H. panel)-5/16"	1	★34941-S7
62/63	A-with A/C or H/D extra cooling	8	292,352, 390	Flatwasher (panel to radiator)-1/4"	2	44719-S8(X17)
63	A-with A/C	8	260,289	Flatwasher (panels to radiator)	4	
64	X	6	All	Flatwasher(panel to support)-1/4"	4	44720-S8 (X18)
63	X (144, 170, 221, 260)	6&8	All	Flat washer (panel to bracket to support)	4	
62/63	A-with A/C or H/D extra cooling	8	292,352, 390	Nut (panel to radiator)-1/4"-20 lock	2	34390-S7-8(M92)
63	A-with A/C	8	260	Nut (panels to radiator)	4	
64	X	8	All	Nut(panel to support)-1/4"-20 spring	4	374803-S32
62/	B-with X/C, A/C	8	All	Nut (shroud to radiator)-No. 12A spring	4	383375-S2(MM284)
60/64	A-with A/C	8	All	Nut retainer-No. 10-32	2	359602-S(MM21)
62/63	B-with A/C	8	221,260	Nut retainer (R. H. panel to L. H. panel)	2	
63	A (260, 289, 352, 390)	8	All	Nut retainer (panel to panel)	2	
62/63	B-with A/C	8	221,260	Nut retainer (panels & rad. to support)-5/16"-24	4	359952-S2(MM198)
62/	A-with A/C or H/D extra cooling	8	292,352, 390		2	
64	A	8	289,352, 390	Nut-retainer (panel to support)	4	
64	B-with A/C	8	260	Nut-retainer(panels, rad., condenser to apron)	4	
61/63	S-with A/C	8	All	Nut retainer	2	
64/	S-with A/C	8	390	Nut retainer (L. H. panel to R. H. panel)	1	
64/	S-with A/C	8	390	Nut retainer (panels to upper radiator support)	2	
60/	A-with A/C	8	All	Nut-retainer (8147 panel to 8148 panel)-1/4"-20	2	354394-S2(MM187)
8147-8 PANEL - FAN SHROUD - Refer to Group 8146						
8149 BRACKET - FAN SHROUD TO SUPPORT						
63	A-with A/C "From 1/2/63"	8	352,390	Used with C3AZ 8147-B & C3MY 8148-A	1	C2MY 8149-A
64	A-with A/C	8	352,390		2	C4MY 8149-A
61/63	S-with A/C	8	All	Improvise -.06 steel-1" wide x 3" long	1	★C1SS 8A600-A
64	S-with A/C	8	390	"L" shape-rolled edges-used w/McCord rad.	1	C4SZ 8149-A
		8	390	"L" shape-straight edges-used w/Ford rad.	1	★ C4SE 8A600-A
62/	X-with A/C, P/S or extra cooling	6	144,170, 200		4	C2DZ 8149-A
63/	X-with A/C	8	260,289		4	C3DZ 8149-B
				Nut retainer 5/16"-24	AR	359952-S2(MM198)
63	S-with A/C	8	390	Screw (bracket to radiator)-5/16"-24 x 1 1/8"	2	353483-S2(BB588)
64	S-with A/C	8	390	Bolt (bracket to radiator)-5/16"-24 x 1/2"	AR	20311-S7-8(B153)
8A150-1 BAR - RADIATOR GRILLE VERTICAL - Refer to Group 8200						
8B152 HEATER KIT - ENGINE COOLANT						
60/	All water cooled vehicles	6&8	All	500 watt-external tank type	1	C3RZ 8B152-A
				1000 watt-external tank type	1	C3RZ 8B152-B
8180-1 BRACKET - RADIATOR GRILLE INTERMEDIATE						
60	S	8	All	R. H.	1	★B8S 8180-A
		8	All	L. H.	1	★B8S 8181-A
				Flatwasher-1/4"	4	44719-S8(X17)
				Bolt (bracket to grille)-1/4"-20 x 1/2"	2or4	20308-S7(B40)
				Screw (bracket to front bumper impact bar)-1/4"-20 x 1/2" pan head	2or4	★50517-S13
				Nut-1/4"-20	4or8	33795-S7(M49)
				Lockwasher-1/4"	4or8	34805-S8(X62)

YEAR	MODEL	CYL.	C.I.D.	DESCRIPTION	QTY.	PART NUMBER
8182-3 SUPPORT - RADIATOR GRILLE						
- A -						
61	A	6&8	All	Outer-R. H.	1	C1AB 8182-A
		6&8	All	Outer-L. H.	1	C1AB 8183-A
62	A	6&8	All	Outer-R. H.	1	C2AB 8182-A
		6&8	All	Outer-L. H.	1	C2AB 8183-A
64	A	8&8	All	R. H.	1	C4AZ 8182-A
				L. H.	1	C4AZ 8183-A
- B -						
62	B	6&8	All	R. H. -outer	1	C2OB 8182-A
		6&8	All	L. H. -outer	1	C2OB 8183-A
- S -						
60	S	8	All	Outer	2	B8S 8182-A
60	S	8	All	Nut-1/4"-20	2or4	33795-S7(M49)
60	S	8	All	Lockwasher-1/4"	2or4	34805-S8(X62)
60	A	6&8	All	Screw (support to apron support)-No. 12-12 x 1/2"	2	32924-S7-8(U344)
61/				Screw (support to front fender apron and radiator)-5/16"-24 x 1 1/8" hex. head	4	353483-S2(BB588)
64	A	6&8	All	Screw (support to radiator support)	4	
				Nut Retainer 5/16"-24	4	354394-S2(MM187)
60	S	8	All	Bolt (support & deflector to grille)-1/4"-20 x 1/2"-hex. hd.	2	20308-S7(B40)
60	S	8	All	Screw (support to front bumper)-1/4"-20 x 1/2" pan. hd. cross recessed	2	*50517-S18
62	B	6&8	All	Screw (support to front fender apron & radiator support)-5/16"-24 x 1 1/8"	4	353483-S2(BB588)
62	B	6&8	All	Nut retainer-5/16"-24	4	359952-S2(MM198)
64	A	6&8	All	Nut retainer (support to radiator support)	4	
8190 PANEL - RADIATOR GRILLE OPENING						
62	B	6&8	All		1	C2OB 8190-B
62	B	6&8	All	Screw (panel to front fender)-5/16"-24 x 1 1/8"	6	353483-S2(BB588)
62	B	6&8	All	Retainer nut-5/16"-24	6	359952-S2(MM198)
62	B	6&8	All	Bolt (panel to body-5 required & panel to hood lock & grille support-3 required)-5/16"-24 x 1"	8	20387-S8(B157)
62	B	6&8	All	Lockwasher (panel to body & support)-5/16"	8	34906-S8(X98)
8A193 SUPPORT - RADIATOR UPPER						
- A -						
60	A-with A/C	8	292,352	22 1/2" long	1	C3AZ 8233-A
61/63	A (1963)	8	260,289	Includes (2) C3AZ 8124-A pads	1	C3AZ 8A193-A
	A-A/C or fan clutch	8	352,390		1	◇ C3AZ 8233-A
64	A	6&8	223,289	Includes (2) C3AZ 8124-A pads	1	C4AZ 8A193-C
	A-with A/C	8	352,390, 427	Includes (2) C3AZ 8125-A pads	1	C4AZ 8A193-B
- S -						
61/63	S	8	390		1	C1SZ 8A193-D
64/	S	8	390		1	C4SZ 8A193-C
61/	S			Screw (support to air deflectors)-5/16"-24 x 1 1/8"	2	353483-S2(BB588)
61/	S			Nut Retainer 5/16"-24	3	359952-S2(MM198)
61/	S			Screw (support to front end sheet metal)-5/16"-24 x 1 1/8"	3	353483-S2(BB588)
60	S	8	All	Screw (support to radiator)-1/4"-20 x 3/4"	3	40953-S8(U263)
60	S	8	All	Bolt (support to fender apron)-5/16"-24 x 1"	2	20387-S8(B157)
60	S	8	All	Lockwasher-5/16"	2	34956-S(X82)
61/63	A-with A/C or H/D extra cooling	8	All	Bolt (support to radiator)-1/4"-20 x 1/2" hex. hd.	3	20308-S7-8(B40)
60/64	A	6&8	All	Bolt (fan guard to radiator top)	3	
61/	S	8	All	(Support to radiator)	3	
61/63	A-with A/C or H/D extra cooling	8	All	Flatwasher (support)-1/4"	3	44719-S8(X17)
60/64	A	6&8	All	Flatwasher(fan guard)-1/4"	3	
60/63	A	8	All	Screw(support to rad.)-5/16"-18 x 1/2"-tapping	3	*39883-S7
60/64	A	6&8	All	Screw (fan guard to radiator)	AR	
60/	A	8	All	Bolt (support to rad. support)-5/16"-18 x 1 1/8"	2	353483-S2(BB588)
60/62	A	8	All	Screw(fan guard to rad. suppt.)	2	

◇ Also refer to Group 8149

● Relocate and drill center hole

FORD CAR PARTS

SECTION 80

395

YEAR	MODEL	CYL.	C.I.D.	DESCRIPTION	QTY.	PART NUMBER
8A193 SUPPORT - RADIATOR UPPER - continued						
60/	A	8	All	Nut retainer (support)-5/16"-24	2	359952-S2(MM198)
60/64	A	8	All	Nut-retainer (fan guard)	2	
61/63	A-with A/C or H/D extra cooling	8	All	Nut (support to radiator)-1/4"-20 hex. lock	3	34390-S7-8(M92)
60/64	A	6&8	All	Nut-lock (fan guard)-1/4"-20	3	
63	A	8	All	Screw (fan guard to rad. suppt.)-5/16"-24 x 1"	2	353714-S37(BB571)
8194 RETAINER - RADIATOR GRILLE OPENING ORNAMENT - Refer to Group 8213						
8196-7 MOULDING - RADIATOR GRILLE EXTENSION - Also refer to Groups 8190 & 16D014-5						
62	B	6&8	All	R. H. -includes attaching parts	1	C2OZ 8196-A
				L. H. -includes attaching parts	1	C2OZ 8197-A
62	B	6&8	All	Screw (extension to front fender radiator grille to front fender)-No. 10-12 x 1/2" tapping	4	52727-S8 (U382)
8198 SCREEN ASSY. - RADIATOR BUG						
60/	A. B. S. X	6&8	All		1	C5AZ 8198-A
8200 GRILLE - RADIATOR - Includes attaching parts						
- A -						
60	A	6&8	All		1	C0AZ 8200-A
61	A	6&8	All	Less center moulding	1	C1AB 8200-B
				Center moulding	1	C1AB 8418-A
62	A	6&8	All		1	C2AZ 8200-A
63	A	6&8	All		1	C3AZ 8200-B
64	A	6&8	All		1	C4AZ 8200-A
- B -						
62	B	6&8	All		1	C2OZ 8200-A
63	B	6&8	All		1	C3OZ 8200-B
64	B	6&8	All		1	C4OZ 8200-A
- S -						
60	S	8	352,430	Less bars	1	C0SZ 8200-A
				R. H. vertical bar	1	C0SZ 8A150-A
				L. H. vertical bar	1	C0SZ 8A151-A
				Ctr. vertical bar	1	C0SB 8184-A
				Ctr. horizontal bar	1	C0SB 8666-A
61	S	8	390		1	C1SB 8200-B
62	S	8	390		1	C2SB 8200-A
63	S	8	390		1	C3SZ 8200-A
64	S	8	390		1	C4SZ 8200-A
- X -						
60	X	6	144		1	C0DZ 8200-A
61	X	6	All		1	C1DZ 8200-A
62	X	6	All		1	C2DZ 8200-A
63	X	6&8	All		1	C3DZ 8200-A
64	X	6&8	All		1	C4DZ 8200-A
60	A	6&8	All	Screw (grille to headlamp case)-No. 10-12 x 1/2"	4	32924-S7-8(U344)
64	X	6&8	All	Screw (grille to brace hood lock suppt.)-No. 10-12 x 1/2"	1	42127-S8(U248C)
64	A	6&8	All	Screw (grille to headlamp hsg.)-No. 10-12 x .75"	4	42141-S8(U250)
62	B	6&8	All	Screw (grille to radiator grille opening panel support)-1/4"-20 x 1/2"	2	50992-S7(U154)
62/	A	6&8	All	Screw (grille to headlamp)	2	
60/62	X	6	All	Screw (grille to hsg. assy.-headlamp)-No. 8-15x1/2"	4	52726-S13(U381)
63	X	6&8	All	Screw (grille to headlamp)-No. 8-15 x 3/4"	4	350075-S13(U088)
62	B	6&8	All	Screw (grille to grille support)-5/16"-24 x 1 1/8"	2	353483-S2(BB588)
63	B	6&8	All	Screw (grille to hood lock support)	2	
63	B	6&8	All	Screw (grille to headlamp bracket)	2	
62/	B	6&8	All	Screw (grille to front bumper stone deflector)	4	
60/	A	6&8	All	Screw (grille to hood lock hook support)-5/16"-24 x 1 1/8"	2	353483-S2(BB588)
61/	A	6&8	All	Screw (grille to front bumper stone deflector)	4	
61/	A	6&8	All	Screw (grille to outer support)	2	
62/	X	6	All	Screw (grille to stone deflector)	4	
62	X	6	All	Screw (grille to hood lock hook support)	2	
62	X	6	All	Screw (grille to radiator grille inner bracket)	2	
64	X	6&8	All	Screw (grille to upper mounting bracket)	2	
64	X	6&8	All	Screw (grille to hood lock support)	4	

YEAR	MODEL	CYL.	C.I.D.	DESCRIPTION	QTY.	PART NUMBER
8200 GRILLE - RADIATOR - continued - Includes attaching parts						
61	A	6&8	All	Screw (grille to front fender) -1/4"-20 x 3/4"	2	371492-S2(BB569)
61	A	6&8	All	Screw (center bar to grille)	6	
61/62	S	8	All	Screw (grille to frt. bumper)	6	
61/62	S	8	All	Screw (grille to frt. bumper finish panel)	6	
64	S	8	390	Screw (grille to upper & lower front bumpers)	10	
64	A	6&8	All	Screw (grille to fdr.)-No. 10-12 x 1 5/8"	2	375706-S101(USE)
63	S	8	390	Screw (grille to frt. bumper finish panel) - 1/4"-20 x 1"	6	★376775-S2
63	S	8	390	Screw (grille to frt. bumper)	6	
60/61	A	6&8	All	Screw & washer (grille to outer suppt.)-1/4"-20x5/8"	2	★50880-S8
60/61	X	6	All	Screw & washer (grille to bumper stone deflector)	2	
60/61	X	6	All	Screw & washer (grille to fender apron suppt.)	2	
64	A	6&8	All	Screw & washer (grille to front brace)- No. 10-16 x 1.62"	2	★ 379088-S101
60	S	8	352,430	Bolt (grille to bumper impact bar)-1/4"-20 x 1/2"	16	20308-S8(B40)
60/	A	6&8	All	Bolt (grille bar to lamp hsg.)-1/4"-20 x 5/8"	6	20324-S8(B41)
63	A	6&8	All	Bolt (grille to headlamp brkt.)-5/16"-24 x 1"	2	20387-S8(B157)
63	A	6&8	All	Bolt (grille to hood lock support)	2	
64	B	6&8	All	Bolt (grille to hood lock support)	2	
64	B	6&8	All	Bolt (grille to headlamp brkt.)	4	
63	A	6&8	All	Lockwasher (grille to headlamp bracket)- 5/16" int. tooth	2	34906-S8(X98)
63	A	6&8	All	Lockwasher (grille to hood lock support)	2	
64	B	6&8	All	Lockwasher (grille to hood lock support)	2	
64	B	6&8	All	Lockwasher (grille to headlamp brkt.)	4	
60	S	8	All	Flatwasher-1/4"	AR	44719-S8(X17)
61/	S	8	All	Nut-1/4"-20	6	33795-S7(M49)
60	S	8	352,430	Nut-1/4"-20	16	34390-S7(M92)
64	S	8	390	Nut (grille to lower front bumper)	6	
60	A	6&8	All	Nut-No. 10-12 spring	4	★45186-S7-8
60	A	6&8	All	Nut-5/16"-24 lock	2	354299-S2(MM156)
61	A	6&8	All	Nut (grille to outer support)	2	
61	A	6&8	All	Nut (grille to hood lock hook support)	2	
63	A	6&8	All	Nut (grille to stone deflector)	4	
63	B	6&8	All	Nut (grille to hood lock support)	2	
64	A	6&8	All	Nut (grille to headlamp housing)-No. 10-12 spgr.	4	★375348-S32
62	A	6&8	All	Nut (grille to head lamp spg.)-1/4"-20 "J" type	2	375788-S2 (MM256D)
63	S	8	390	Nut (grille to frt. bumper finish panel)-1/4"-20	6	★376762-S2
60	A	6&8	All	Nut retainer (grille to outer support)-1/4"-20	2	354394-S2(MM187)
60/61	X	6	All	Nut retainer (grille to bumper stone deflector)	2	
60/61	X	6	All	Nut retainer (grille to center support)	AR	
61	A	6&8	All	Nut retainer (grille to deflector)	5	
61	A	6&8	All	Nut retainer (grille to fender frt.)	2	
61/63	S	8	All	Nut retainer (grille to bumper front)	6	
64	S	8	390	Nut retainer (grille to upper front bumper)	4	
62	B	6&8	All	Nut retainer (grille to support bracket)	2	
61	A	6&8	All	Nut retainer (center bar to grille)	6	
61/	A	6&8	All	Nut retainer (grille to hood lock suppt.)-5/16"-24	2or3	359952-S2(MM198)
64	A	6&8	All	Nut retainer (grille to outer support)	2	
61/	A	6&8	All	Nut retainer (grille to bumper stone deflector)	4	
62/	X	6	All	Nut retainer (grille to stone deflector)	2or4	
62/	X	6	All	Nut-retainer (grille to hood lock support)	2	
62	X	6	All	Nut-retainer (grille to grille inner bracket)	2	
63	A, B	6&8	All	Nut-retainer (grille to headlamp brkt.)	2	
64	A	6&8	All	Nut-retainer (grille to hood lock suppt. brace)	1	
64	B	6&8	All	Nut-retainer (grille to headlamp brkt.)	2	
63	B	6&8	All	Nut-retainer (grille to hood lock support)	2	
63	B	6&8	All	Nut-retainer (grille to stone deflector)	4	
64	X	6&8	All	Nut-retainer (grille to upper mounting bracket)	2	

FORD CAR PARTS

SECTION 80

397

YEAR	MODEL	CYL.	C.I.D.	DESCRIPTION	QTY.	PART NUMBER
8200 GRILLE - RADIATOR - continued - Includes attaching parts						
64	X	6&8	All	Clip nut (grille to hood lock suppt. brace)-No.10-12	1	355768-AS2(MM277)
63	X	6&8	All	Spring nut (grille to headlamp)-No. 8-15	4	359487-S32(MM279)
60/	X	6	All	Rubber bumper-used as spacer between grille and center support	1	359193-S(CC25)
60/61	X	6	All	Grille to center support	2	
8A211 DEFLECTOR ASSY. - RADIATOR AIR SIDE - Refer to Group 8310-1						
8213 ORNAMENT - RADIATOR GRILLE - Includes attaching parts						
				QTY.	RETAINER	QTY.
62	A(54A,62A,65A,71A,71E,75A,76A)	6&8	All	4-pointed star	1	C2AZ 8B080-A
63	A	6&8	All	Crest w/3 lions	1	C3AZ 8213-A
64	A (54A, 57, 62A, 63, 71, 76)	6&8	All	"Galaxie"	1	C4AZ 8194-A
62	A (54A, 62A, 65A, 71A, 71E, 75A, 76A)	6&8	All	Nut-No. 10-24 hex. (ornament to grille)	2	34053-S8 (M156)
62	A (54A, 62A, 65A, 71A, 71E, 75A, 76A)	6&8	All	Lockwasher-No. 10 int. tooth ornament to grille	2	34903-S8 (X96)
63	A	6&8	All	"C"-washer(ornament to hood lock)-improvise	AR	*377783-S100
8A213 HOSE - RADIATOR OR SUPPLY TANK OVERFLOW - Cut from C2AZ 9324-D						
60	A	6&8	All	Clip-improvise	1	*373374-S2
61/	A	6&8	All	Clip-improvise	1	379042-S(II-143A)
8214 PANEL - RADIATOR GRILLE UPPER						
60	S	8	All	Less holes for (8259) ornament	1	B8S 8214-A
8221 COVER - RADIATOR GRILLE OPENING PANEL JOINT - Refer to Group 8242-3						
8232 BRACKET - RADIATOR GRILLE SUPPORT - CENTER						
62	B	6&8	All		1	C2OZ 8232-A
60	S	8	352,430	Not replaced	1	*B8S 8232-A
60	S	8	All	Nut-1/4"-20	1or2	33795-S7(M49)
60	S	8	All	Lockwasher-1/4"	1or2	34805-S8 (X62)
60	S	8	All	Flatwasher-1/4"	1	44719-S8 (X17)
60	S	8	All	Bolt (bracket to grille)-1/4"-20 x 1/2"	1	20308-S7 (B40)
60	S	8	All	Screw (bracket to front bumper)-1/4"-20 x 1/2"	1	*50517-S13
62	B	6&8	All	Screw (support to body assy. at front cross-member)-5/16"-24 x 1 1/8"	1	353483-S2(BB588)
62	B	6&8	All	Retainer nut-5/16"-24	1	359952-S2(MM198)
8233 SUPPORT - RADIATOR UPPER - Refer to Group 8A193						
8242-3 MOULDING ASSY. - RADIATOR GRILLE OPENING - Includes attaching parts						
62	B	6&8	All	R. H. -less ctr. joint cover	1	C2OZ 8242-A
				L. H. -less ctr. joint cover	1	C2OZ 8243-A
				Center-joint cover	1	C2OZ 8221-A
8255 GASKET --WATER OUTLET CONNECTION TO CYLINDER HEAD						
- A -						
60/64	A	6	223	5 outer holes-2.12" center hole	1	EAG 8255-B
63/	A	8	260,289	3 outer holes-1.82" center hole	1	C3OZ 8255-A
60/62	A	8	292	3 outer holes-2.22" center hole	1	B5A 8255-A
60/	A	8	352,390,406,427	2 outer holes-2.22" center hole	1	B8A 8255-A
- B -						
62/	B	6&8	170,200,221,260,289	3 outer holes-1.82" center hole	1	C3OZ 8255-A

YEAR	MODEL	CYL.	C.I.D.	DESCRIPTION	QTY.	PART NUMBER
8255 GASKET - WATER OUTLET CONNECTION TO CYLINDER HEAD - continued						
- S -						
60	S	8	430	2 outer holes-2.24" center hole-3.24" center-to-center of outer holes	1	C1VE 8255-A
60/	S	8	352,390 428	2 outer holes-2.22" center holes	1	B8A 8255-A
- X -						
60/	X	6	144,170 200	3 outer holes-1.82" center hole	1	C3OZ 8255-A
63/	X	8	26Q,289		1	

8255 GASKET ASSORTMENT - OUTLET WATER CONNECTION						
60/					AR	C8PZ 8255-A (RG-12)
Consists of the following						
(10)	B5A	8255-A	(RG-1)	(5)	C8PZ	8255-K (RG-17)
(5)	C8SZ	8255-A	(RG-7)	(5)	C8PZ	8255-L (RG-18)
(5)	EAG	8255-B	(RG-18)	(5)	C8PZ	8255-M (RG-19)
(5)	EAD	8255-A	(RG-10)	(5)	C8PZ	8255-N (RG-20)
(5)	C8PZ	8255-E	(RG-13)	(5)	C8PZ	8255-R (RG-21)
(5)	C8PZ	8255-G	(RG-14)	(5)	C8PZ	8255-S (RG-22)
(5)	C8PZ	8255-H	(RG-15)	(5)	C8PZ	8255-T (RG-23)
(5)	C8PZ	8255-J	(RG-16)	(10)	C8PZ	8255-U (RG-24)
				(5)	C8PZ	8255-V (RG-25)
				(10)	C8PZ	8255-Z (RG-26)
				(10)	C8PZ	8255-AA (RG-27)
				(10)	C8PZ	8255-AB (RG-28)
				(5)	C8PZ	8255-AC (RG-29)
				(15)	C9AZ	8255-A (RG-30)

8259 ORNAMENT - RADIATOR GRILLE UPPER PANEL						
60	S	8	All		1	C0SB 8259-A
60	S	8	All	Nut (ornament to panel)-3/16" self threading	3	373503-S7-8 (MM285A)

8260 HOSE - RADIATOR

YEAR	MODEL	ENGINE		HOSE TYPE	UPPER				LOWER				
		CYL.	C.I.D.		I.D. (INCHES)	LENGTH (INCHES)	PART NO.	I.D. (INCHES)	LENGTH (INCHES)	PART NO.			
- A -													
60	A	6	223	M	1 1/2	6 1/4		▲C0AZ 8260-A	1 3/4	17		‡C0AZ 8286-D	
				F				▲C0AZ 8260-B					
									1 3/4	18 3/4		C2RZ 8260-M	
A	8	292	M	1 3/4	11 5/8		C0AA 8260-A	1 3/4 & 2	16		C0AZ 8286-E		
			F	1 3/4	13		★C2RZ 8260-K	1 3/4 & 2	16 1/2		★C2RZ 8260-R		
							C0AA 8260-B	1 3/4 & 2	15 1/2		C0AZ 8286-F		
A	8	352	M	1 3/4	8 3/8			1 3/4 & 2	15 1/2				
								1 3/4 & 2	16 1/2				
												★C2RZ 8260-R	
61	A	6	223	M	1 1/2	6 1/4		C0AZ 8260-B	1 3/4	17		‡C0AZ 8286-D	
				F					1 3/4	18 3/4		C2RZ 8260-M	
								C0AA 8260-A	1 3/4 & 2	16		C0AZ 8286-E	
A	8	292	M	1 3/4	11 5/8			1 3/4 & 2	16 1/2		★C2RZ 8260-R		
			F	1 3/4	13		★C2RZ 8260-K	1 3/4 & 2	16 1/2		★C2RZ 8260-R		
							C0AA 8260-B	1 3/4 & 2	15 1/2		C0AZ 8286-F		
A#	8	352, 390	M	1 3/4	8 3/8			1 3/4 & 2	16 1/2				
								1 3/4 & 2	16 1/2				
												★C2RZ 8260-R	
62	A	6	223	M	1 1/2	10 1/2		C0AZ 8260-B	1 3/4	17		‡C0AZ 8286-D	
				F	1 1/2	10 3/4		C2RZ 8260-B	1 3/4	18 3/4		C2RZ 8260-M	
								C0AA 8260-A	1 3/4 & 2	16		C0AZ 8286-E	
A	8	292	M	1 3/4	11 5/8			1 3/4 & 2	16 1/2		★C2RZ 8260-R		
			F	1 3/4	13		★C2RZ 8260-K	1 3/4 & 2	16 1/2		★C2RZ 8260-R		
							C0AA 8260-B	1 3/4 & 2	15 1/2		C0AZ 8286-F		
A#	8	352, 390, 406	M	1 3/4	8 3/8			1 3/4 & 2	15 1/2				
								1 3/4 & 2	16 1/2				
												★C2RZ 8260-R	

▲ C0AZ 8260-A used on units manufactured before June 13, 1960; C0AZ 8260-B used on units manufactured from June 13, 1960

⊕ Length on curved moulded hoses is approximate developed (curved) length

☆ M - Moulded, F - Flexible

Includes Special 4/B or 6/B 390

‡ Cut to fit

8260 HOSE - RADIATOR - continued

YEAR	MODEL	ENGINE		HOSE TYPE	UPPER		LOWER				
		CYL.	C. I. D.		I. D. (INCHES)	LENGTH (INCHES) ⊕	PART NO.	I. D. (INCHES)	LENGTH (INCHES) ⊕	PART NO.	
- A -											
63	A	6	223	M	1 1/2	10 1/2	C0AZ 8260-B	1 3/4	17	†C0AZ 8286-D	
				F	1 1/2	10 3/4	C2RZ 8260-B	1 3/4	18 3/4	C2RZ 8260-M	
	A	8	260	M	1 1/2		C4AZ 8260-B	1 3/4	14	C3AZ 8286-B	
				F	1 1/2	12 1/4	C2RZ 8260-C	1 3/4	13	*C2RZ 8260-K	
	A	8	289	M	1 1/2		C4AZ 8260-B	1 3/4	14	C3AZ 8286-B	
				F	1 1/2	12 1/4	C2RZ 8260-C	1 3/4	16 1/4	*C2RZ 8260-L	
	A #	8	352,390, 406, 427	M	1 3/4	8 3/8	C0AA 8260-B	1 3/4 & 2	15 1/2	C0AZ 8286-F	
				F	1 3/4	8 5/8	C2RZ 8260-H	1 3/4 & 2	16 1/2	*C2RZ 8260-R	
64	A	6	223	M	1 1/2		C4AZ 8260-C	1 3/4	20 3/8	C4AZ 8286-B	
				F	1 1/2	14	*C2RZ 8260-D	1 3/4	18 3/4	*C2RZ 8260-M	
	A	8	289	M	1 1/2	14 1/2	C4AZ 8260-B			C4AZ 8286-F	
				F	1 1/2	14	*C2RZ 8260-D	1 3/4	16 1/4	*C2RZ 8260-L	
	A	8	352,390, 427	M	1 3/4		‡C4AZ 8260-D	1 3/4 & 2	15 3/4	C4AZ 8286-D	
				F	1 3/4	11 1/8	*C2RZ 8260-J	1 3/4 & 2	16 1/2	*C2RZ 8260-R	
	- B -										
	62	B	6	170	M			‡C2OZ 8260-H			C2OZ 8286-G
F					1 1/4	11	C2RZ 8260-AB	1 1/4 & 1 1/2	19 5/16	*†C2RZ 8260-N	
B		8	221,260	M	1 1/2	11 1/2	C2OZ 8260-E	1 3/4	14 9/16	C5OZ 8286-A	
				F	1 1/2	12 1/4	C2RZ 8260-C	1 3/4	16 1/4	*C2RZ 8260-L	
63		B	6	170,200	M			C2OZ 8260-H			C2OZ 8286-G
					F	1 1/4	11	C2RZ 8260-AB	1 1/4 & 1 1/2	19 5/16	*†C2RZ 8260-N
64	B	6	170,200	M			‡C2OZ 8260-H	1 1/4 & 1 1/2	20 3/4	‡C3DZ 8286-H	
				F	1 1/4	11	*C2RZ 8260-AB	1 1/4 & 1 1/2	19 5/16	*†C2RZ 8260-N	
	B	8	260,289	M	1 1/2	11 1/2	C2OZ 8260-E	1 3/4	14 9/16	C5OZ 8286-A	
				F	1 1/2	12 1/4	NOTE 1	1 3/4	14 9/16	C5OZ 8286-A	
- S -											
60	S	8	352	M	2	8 1/2	B8S 8260-A	2	14 3/4	C0AZ 8286-G	
				M	2	7 1/4	B8S 8260-B	2	14 1/2	C0AZ 8286-H	
61/63	S	8	390	M	1 3/4	8 1/8	C1SS 8260-C	1 3/4 & 2	14	C1SS 8286-D	
				F	1 3/4			1 3/4 & 2	14 3/16	C2RZ 8260-S	
64	S	8	390	M	1 3/4		‡C4SZ 8260-E	1 3/4 & 2	14 5/8	C4SZ 8286-A	
				F	1 3/4	11 1/8	*C2RZ 8260-J	1 3/4 & 2	14 3/16	*C2RZ 8260-S	
- X -											
60/62	X	6	144,170	M	1 1/4		C5TZ 8260-A	1 1/4 & 1 1/2	18 1/8	C2UZ 8286-A	
				F	1 1/4	11	C2RZ 8260-AB	1 1/4 & 1 1/2	19 5/16	*C2RZ 8260-N	
				F	1 1/4	8 3/4	C2RZ 8260-V	1 1/4 & 1 1/2	19 5/16	*C2RZ 8260-N	

⊕ Length on curved moulded hoses is approximate developed (curved) length * M - Moulded, F - Flexible
 ‡ Cut to fit † Not used with power steering * Use on non-warranted vehicles
 # Includes Special 4/B & 6/B 390 ◇ Cut 3/8" from radiator end
 NOTE 1 - Use (1) B9A 8260-D or (1) C2RZ 8260-Y radiator to water - & - fuel manifold and use (2) C5TZ 8260-A to
 ‡ C2RZ 8260-K used except on units with A/C, C2RZ 8260-L used with A/C.
 intake manifold

8260 HOSE - RADIATOR - continued

YEAR	MODEL	ENGINE		HOSE TYPE ☆	UPPER			LOWER		
		CYL.	C.I.D.		I. D. (INCHES)	LENGTH (INCHES) ⊕	PART NO.	I. D. (INCHES)	LENGTH (INCHES) ⊕	PART NO.
63	X	6	144,170	M	1 1/4	11 3/4	\$C3DZ 8260-D	1 1/4 & 1 1/2	20 3/4	‡C3DZ 8286-H
	X-w/o A/C	6	144,170	M	1 1/4	11	\$C5TZ 8260-A			
	X-with A/C	6	144,170	F	1 1/4	8 3/4	C2RZ 8260-AB	1 1/4 & 1 1/2	19 5/16	★C2RZ 8260-N
	X-exc. w/4(2V) carb. kit	8	260	F	1 1/4	8 3/4	C2RZ 8260-V	1 1/4 & 1 1/2	19 5/16	★C2RZ 8260-N
	X-4(2V)carb. kit	8	260	M	1 1/2		C3DZ 8260-J	1 3/4	14 7/8	‡C3DZ 8286-F
	X-exc. w/4(2V) carb. kit	8	260	F	1 1/2	10 3/4	NOTE 1	1 3/4	14 7/8	‡C3DZ 8286-F
64	X	6	144,170, 200	M	1 1/4	11 3/4	\$C3DZ 8260-D	1 1/4 & 1 1/2		‡C3DZ 8286-H
	X-w/o A/C	6	144,170, 200	M	1 1/4	11	\$C5TZ 8260-A			
	X-with A/C	6	144,170, 200	F	1 1/4	8 3/4	*C2RZ 8260-AB	1 1/4 & 1 1/2	19 5/16	★C2RZ 8260-N
	X-exc. w/4(2V) carb. kit	8	260	F	1 1/4	8 3/4	*C2RZ 8260-V	1 1/4 & 1 1/2	19 5/16	★C2RZ 8260-N
	X-4(2V)carb. kit	8	260	M	1 1/2		C3DZ 8260-J	1 3/4	14 7/8	‡C3DZ 8286-F
	X-exc. w/4(2V) carb. kit	8	260	F	1 1/2	12 1/4	NOTE 1	1 3/4	14 7/8	‡C3DZ 8286-F
							*C2RZ 8260-C	1 3/4	16 1/4	★C2RZ 8260-L

LIST OF FLEXIBLE HOSES BY LENGTH

I. D. LENGTH	PART NUMBER	I. D. LENGTH	PART NUMBER
1 1/4" x 7 1/2"	A9AZ 8260-A	1 1/2" & 1 3/4" x 15 5/16"	C2RZ 8260-Z
1 1/4" x 8 3/4"	C2RZ 8260-V	1 1/2" & 1 3/4" x 19 3/4"	C2RZ 8260-AA
1 1/4" x 9 1/2"	C2RZ 8260-A	1 3/4" x 8 5/8"	C2RZ 8260-H
1 1/4" x 11"	C2RZ 8260-AB	1 3/4" x 11 1/8"	C2RZ 8260-J
1 1/4" x 14 7/8"	C2RZ 8260-W	1 3/4" x 13"	★C2RZ 8260-K
1 1/2" x 5 3/4"	B8AZ 8260-A	1 3/4" x 16 1/4"	★C2RZ 8260-L
1 1/2" x 7 3/4"	C2RZ 8260-Y	1 3/4" x 18 3/4"	C2RZ 8260-M
1 1/2" x 10 3/4"	C2RZ 8260-B	1 3/4" x 23 1/4"	C2RZ 8260-U
1 1/2" x 12 1/4"	C2RZ 8260-C	1 3/4" & 2" x 14 3/16"	C2RZ 8260-S
1 1/2" x 14"	★C2RZ 8260-D	1 3/4" & 2" x 16 1/2"	★C2RZ 8260-R
1 1/2" x 15 1/2"	C2RZ 8260-E	2" x 12 1/4"	B5AZ 8286-A
1 1/2" x 17"	C2RZ 8260-F	2" x 14"	B7AA 8286-A
1 1/2" x 19 7/8"	C2RZ 8260-G	2" x 14 5/16"	B7AZ 8286-A

YEAR	MODEL	CYL.	C.I.D.	DESCRIPTION	QTY.	PART NUMBER
8A278 BRACKET - RADIATOR GRILLE UPPER MOUNTING						
64/	X	6&8	All		2	C3MY 8A278-A
8286 HOSE - RADIATOR LOWER - MOULDED OR FLEXIBLE - Refer to Group 8260						
8287 CLAMP - HOSE						
60/	A, B, X-with F/M, C4 trans.	6&8	All	1/2" band type-for (7C332) hose	4	C0AZ 8287-A
60/	A, B, S, X	6&8	All	Universal type-adjustable range 5/8" to 1 1/4"-worm type	AR	B7A 8287-A
60/	A, B, S, X	6&8	All	Universal type-adjustable range 13/16" to 1 3/4"-worm type	AR	B7AZ 8287-C
60/	A, B, S, X	6&8	All	Universal type-adjustable range 1 1/2" to 2 1/2"-worm type	AR	B7A 8287-B

NOTE 1 - Use (1) B9A 8260-D or C2RZ 8260-Y radiator to water - & - fuel manifold and use (2) C5TZ 8260-A to intake manifold.

⊕ Length on curved moulded hoses is approximate developed (curved) length

* Use on non-warranted vehicles

\$ C3DZ 8260-D used except units with A/C; C5TZ 8260-A used with A/C

‡ Cut 1 11/64" from radiator end

★ M - Moulded, F - Flexible

‡ Cut to fit

YEAR	MODEL	CYL.	C.I.D.	DESCRIPTION	QTY.	PART NUMBER
8287 CLAMP - HOSE - continued						
60/	A, B, S, X	6&8	All	Universal type-adjustable range 1 1/2" to 2 3/4"-slot type	AR	8A 8287
60/	A, B, S, X	6&8	All	Universal type-adjustable range 2 1/2" to 4"-worm type	AR	B7AZ 8287-D
60/	A, B, S, X	6&8	All	Range 2 1/16" to 3"	AR	C9AZ 8287-B
60/	A, S	6&8	All	Screw (radiator hose clamps)- No.10-32 x 1 1/2"	1	27177-S7(U177)
60/	A, S	6&8	All	Nut-No. 10-32	1	34079-S7(M163)
8310-1 DEFLECTOR ASSY. - RADIATOR AIR - Also refer to Group 8104-5						
- A -						
60/63	A	6	223	Improvise-cut from B9AB17808-E 18" long	2	*COAB 8A211-A
63	A	8	260	R. H. & L. H.	2	C3AZ 8310-B
	A	8	260,289	R. H.	1	C3AZ 8310-C
	A	8	260,289	L. H.	1	C3AZ 8310-B
64	A	8	352,390	R. H. (no L. H. used on this application)	1	C4AZ 8310-A
		6&8	223,289	R. H.	1	C4AZ 8310-B
		6&8	223,289	L. H.	1	C4AZ 8311-A
- S -						
61/63	S	8	All	R. H.	1	C1SZ 8310-B
		8	All	L. H.	1	C1SZ 8311-B
64/	S	8	390	R. H.	1	C4SZ 8310-A
				L. H.	1	C4SZ 8311-A
60/63	A	6	All	Screw(deflector to radiator support)- No. 10-12 x 1/2" pan head	3	52727-S8(U382)
63	A	8	260	Nut(deflector to rad. support)-No.14-10 spring	5	*45148-S2
63	A	8	260	Screw(deflector to rad. support)-No. 14-10 x 5/8"	5	31498-S8(U253B)
63	S	8	390	Screw(deflector to rad. support)	4	
64/	A	6&8	223,289, 352,390	Nut retainer (deflector to rad. suppt.)-1/4"-20	2	354394-S2(MM187)
64	A	6&8	223,289, 352,390	Screw (deflector to rad. suppt.)-1/4"-20 x 3/4"	2	371492-S2(BB569)
8333 HOSE - RADIATOR BULK						
60/	Cut to required length			1 1/4" I. D. x 36" long	AR	51A 8333-D
60/	Cut to required length			1 1/2" I. D. x 36" long	AR	51A 8333-A
60/	Cut to required length			1 3/4" I. D. x 36" long	AR	51A 8333-B
60/	Cut to required length			2" I. D. x 36" long	AR	51A 8333-C
8349 SEAL - RADIATOR AIR DEFLECTOR						
63	A	6	223	R. H. & L. H.-lower-tire carcass	2	C3AZ 8349-C
		6	223	L. H. -rubber 1/8" thick x 2" wide x 20" long	1	C3AZ 8349-B
	A (except A/C)	8	352,390, 406	R. H. -rubber 1/8" thick x 2" wide x 20" long	1	C3AZ 8349-A
	A	8	352,390, 406	R. H. -tire carcass	1	C3AZ 8349-C
64	A	6&8	All	Lower-tire carcass	1	C4AZ 8349-A
				Upper-rubber-cut from C4AZ 16A238-A	1	*C4AB 8A397-A
64/	S	8	390	Rubber-17" long	2	C4SZ 8349-A
8A500 CAP - WATER PUMP HOUSING OR WATER OUTLET CONNECTION TO CYLINDER BLOCK						
60/64	A	6	223	Neoprene	1	C4TZ 8A500-A
60/62	A	8	292		1	
60	A-with 2/B carb.	8	352		1	
61/63	A	8	352,390		1	
64/	A	6&8	223,427	To cap return nipple on water pump	1	
62	B	6	170		1	
60/61	S	8	352,390	Used to cap water pump connection	1	
62/63	S	8	390	Used to cap intake manifold fitting (9A455)	1	
60/	A	6&8	All	Clamp (cap to heater connection)	1	97333-S35(E8)
60/	S	8	All		1	

♣ Used without heater

YEAR	MODEL	CYL.	C.I.D.	DESCRIPTION	QTY.	PART NUMBER
8501 PUMP ASSY. - WATER - Less Pulley - Includes (8507) Gasket						
- A -						
60	A	6	223	Uses C4AZ 8530-A bearing	1	C2AZ 8501-D
	A	8	292		1	B6A 8501-B
	A(except Special)	8	352		1	B9AZ 8501-A
	A(Special-4/B carb.)	8	352	Not replaced	1	★C0AE 8501-A
61	A	6	223	Uses C4AZ 8530-A bearing	1	C2AZ 8501-D
	A	8	292		1	B6A 8501-B
	A	8	352,390	Use with generator-has mtg. dowel	1	C4AZ 8501-B
62	A	6	223	Uses C4AZ 8530-A brg.-used w/non zero-lash eng.	1	C2AZ 8501-D
	A	8	292		1	B6A 8501-B
	A	8	352,390 406	Use with generator-has mtg. dowel	1	C4AZ 8501-B
63	A	6	223	Uses C4AZ 8530-A brg.-used w/non zero-lash eng	1	C2AZ 8501-D
	A	8	260,289	Uses C4OZ 8512-B impeller	1	C5AZ 8501-K
	A(except P/C)	8	352,390	Use with alternator-has tapped hole	1	C5AZ 8501-V
	A	8	352,390 406,427	Use with generator -has mounting dowel	1	C4AZ 8501-B
	A(P/C), (Special 4/B & 6/B carb.)	8	390,427	Use with alternator	1	C5AZ 8501-S
64	A	6	223	Uses C4AZ 8530-A brg.	1	C2AZ 8501-D
	A	8	289	Uses C4OZ 8512-B & C4OZ 8530-D	1	C5AZ 8501-K
	A(except P/C)	8	352,390	Use with alternator-has tapped hole	1	C5AZ 8501-V
	A	8	352,390 427	Use with generator-has mtg. dowel	1	C4AZ 8501-B
	A(P/C), (Special-4/B & 6/B carb.)	8	390,427	Use with alternator	1	C5AZ 8501-S
- B -						
62/63	B	6	170,200		1	C6DZ 8501-D
	B	8	221,260 289	Uses C4OZ 8512-B impeller	1	C5AZ 8501-K
	B-Special (4/B carb.)	(1963)	8	289	1	Uses C4OZ 8512-A impeller
64	B(except B-Special 289)	8	260,289	Uses C4OZ 8512-B & C4OZ 8530-D	1	C5AZ 8501-K
	B-Special (4/B carb.)	8	289	Uses C4OZ 8512-A Impeller	1	C5OZ 8501-A
	B	6	170,200		1	C6DZ 8501-D
- S -						
60	S	8	352		1	B9AZ 8501-A
	S	8	430		1	B9SZ 8501-A
61/64	S	8	390	Use with generator-has mounting dowel	1	C4AZ 8501-B
63/64	S	8	390	Use with alternator-has tapped hole	1	C5AZ 8501-V
- X -						
60/	X	6	144,170 200		1	C6DZ 8501-D
63/64	X	8	260	Uses C4OZ 8512-B & C4OZ 8530-D	1	C5AZ 8501-K
60/	A, S	8	352,390 406,427	Bolt (water pump to cylinder block)- 3/8"-16 x 1 1/4"	AR	20428-S8(B82)
60	S	8	430	Bolt (water pump to block)	1	
60/62	A	8	292	Bolt(water pump to cyl.cover to block)-5/16"-18x4"	2	45562-S8(B69)
60/64	A	6	223	Bolt (pump to cyl.block)-3/8"-16 x 1 1/2"	1or2	20468-S8(B85)
60/64	A	6	223	Bolt (water pump to cyl. block)-3/8"-16 x 2"	1	20522-S8(B89)
60/64	A	6	223	Bolt (water pump to cyl. block)-3/8"-16 x 1 3/8"	1	20448-S8(B83)
60/	A, S	8	332,352 390,427	Bolt(water pump to cyl. block)-3/8"-16x1.12" hex. locking	1	42999-S(B253)
60	S	8	430	Bolt (water pump to cyl. block)-3/8"-16x1 1/8"	4	20408-S8(B81)
60/	X	6	144,170	Bolt(water pump to cvl.block)-5/16"-18 x 2.0"	1	373221-S(BB416)
60/	X	6	144,170	Bolt (water pump to cyl.block)-5/16"-18 x 3/4"	1	370790-S(BB428)
62	B	6	170	Bolt (pump to block)	1	
62/	B	8	221,260 289	Bolt (pump to frt.cover)-5/16"-18 x 1"	3or5	376256-S(BB545A)
62/	A, B, X	8	221,260 289	Bolt (pump & cover to block)-5/16"-18 x 3 1/2"	3	376258-S(BB545C)
62/	A, B, X	8	221,260 289	Bolt (pump & cover to block)-5/16"-18 x 4 5/8"	1	376259-S(BB545D)

YEAR	MODEL	CYL.	C.I.D.	DESCRIPTION	QTY.	PART NUMBER		
8501 PUMP ASSY. WATER - continued -Includes (8507) Gasket								
63	A, B	8	221,260	Stud (pump to cyl. block)-5/16"-18 x 4 1/2"	1	377958-S7-8 (WW104)		
60	A, S	8	All	Clamp (water by-pass hose) -Kit	AR	BPA 18572-A		
60/	A, B	8	All	Lockwasher-5/16"	AR	34806-S7(X64)		
60/	A, S	6&8	All	Lockwasher-3/8" (medium)	AR	34807-S8(X66)		
60/	A	6&8	All	Lockwasher-3/8" (heavy)	AR	34847-S8 (X74)		
60/	A, S	8	All	Plug (water pump)-3/8"-used when heater is not installed	AR	87710-S(P16)		
60/	X, B	6	144,170		1			
63/64	A	6	223		1			
8507 GASKET - WATER PUMP HOUSING								
60/64	A	6	223	5 holes	1	B7A 8507-A		
60/	B, X	6	144,170, 200		1	CODE 8507-A		
60/62	A	8	292	4 holes	1or2	B5A 8507-A		
60/	A, B, S	8	352,390	2 holes	2	B8A 8507-A		
62/	A, B (Special)	8	406,427		2			
60	S	8	430	2 holes	2	B8E 8507-A		
62/	A, B, X	8	221,260, 289	9 holes-2 cutouts	1	C2OZ 8507-B		
8508 COVER - WATER PUMP								
60/64	A	6	223	Oblong	1	B7A 8508-A		
60/	A, B, S	8	352,390	Round-with 6 tabs-includes (1) C2AZ 8513-A	1	C2AZ 8508-A		
62/	A, B (Special)	8	406,427	gasket	1			
60/64	A	6	223	Bolt(cover & generator bolt adjusting arm to housing)-5/16"-18 x 1"	1	20386-S8(B53)		
60/64	A	6	223	Lockwasher-5/16"	2	34806-S7(X64)		
60/64	A	6	223	Bolt (cover to pump housing)-5/16"-18 x 3/4"	1	20346-S8(B50)		
60	S	8	430	Bolt(cover to water pump hsg.)-5/16"-18 x .50"	6	372139-S(BB540)		
60/	A, S	8	352,390, 427	Bolt(cover to pump hsg.)-5/16"-18 x .44"	6	359061-S8(BB531)		
					6			
8509 PULLEY - WATER PUMP								
YEAR	MODEL	CYL.	C.I.D.	DESCRIPTION	NO. OF SHEAVES	O.D.	QTY.	PART NUMBER
- A -								
60	A-X/C or A/C	6	223	Used w/30,40,50,60 amp. generator	1	5.21	1	B7A 8509-D
	A (except X/C or A/C)	6	223	Used w/30 amp. generator	1	5.78	1	B7A 8509-A
	A	6	223	Used w/50, 60, 100 amp. alternator	2	5.23	1	COTE 8509-D
	A (except A/C)	8	292	2.36" thick	1	6.80	1	B7A 8509-C
	A (except A/C)	8	292		1	7.32	1	B7A 8509-B
	A-A/C	8	292		3	7.43	1	COAE 8509-B
						6.30		
	A (exc. A/C), A Special (4/B carb.)	8	352		1	7.32	1	B8A 8509-A
	A	8	352	Used w/60amp.gen., 50,60,100 amp. alt.	3	6.82	1	*B9A 8509-G Not replaced
	A-A/C	8	352		3	7.43	1	COAE 8509-A
						6.30		
61	A-X/C or A/C	6	223	Used w/30,40,50,60 amp. generator	1	5.24	1	B7A 8509-D
	A (except X/C or A/C)	6	223	Used w/30 amp. generator	1	5.78	1	B7A 8509-A
	A	6	223	Used w/50, 60, 100 amp. alternator	2	5.23	1	COTE 8509-D
	A	6	223	Used w/40 amp. Delco generator	2	6.15	1	*C1AE 8509-G
	A	8	292		1	6.80	1	B7A 8509-C
	A	8	292		1	7.32	1	B7A 8509-B
	A (except A/C)	8	292	Used w/40 amp. Autolite generator	2	6.80	1	C1AE 8509-F
	A-A/C	8	292		3	6.25	1	C1AE 8509-E
	A (except A/C)	8	292	Used w/40 or 60amp. alternator	3	6.80	1	C1AE 8509-A
	A-X/C (exc. A/C or A Special)	8	352,390		1	6.80	1	B7A 8509-C
	A (except A/C or X/C), A Special	8	352,390		1	7.32	1	B7A 8509-B
	A (except A/C)	8	352,390	Used w/40 amp. Autolite generator	2	6.80	1	C1AE 8509-F
	A-with A/C	8	352,390		3	6.25	1	C1AE 8509-B
	A (except A/C)	8	352,390	Used w/40 amp. Delco generator	3	6.80	1	C1AE 8509-A
	A (except A/C)-without fan clutch	8	352,390	Used w/40,60 amp. alternator	3	6.80	1	C1AE 8509-A

8509 PULLEY - WATER PUMP - continued									
YEAR	MODEL	CYL.	C.I.D.	DESCRIPTION	NO. OF SHEAVES	O.D.	QTY.	PART NUMBER	
- A -									
62	A-X/C or A/C	6	223	Used w/30,40,50,60 amp.generator	1	5.24	1	B7A 8509-D	
	A	6	223	Used w/50,60,100 amp.alternator	2	5.23	1	C0TE 8509-D	
	A (except A/C)	6	223	Used w/40 amp. Autolite generator & dual belt drive	2	5.23	1	C0TE 8509-D	
	A (except A/C)	6	223	Used w/40,42 amp.alternator	2	6.10	1	C2AZ 8509-B	
	A	8	292		1	6.80	1	B7A 8509-C	
	A	8	292		1	7.32	1	B7A 8509-B	
	A(except A/C)	8	292	Used w/40 amp. Autolite generator	2	6.80	1	C1AE 8509-F	
	A-A/C	8	292		3	6.25	1	C1AE 8509-E	
	A (except A/C)	8	292	Used w/40 or 60 amp.alternator	3	6.80	1	C1AE 8509-A	
	A-X/C (exc. A/C or A Special)	8	352,390		1	6.80	1	B7A 8509-C	
	A (except A/C or X/C), A Special	8	352,390		1	7.32	1	B7A 8509-B	
	A-with fan clutch	8	352,390	Used with 30 amp. Ford gen., 40 amp. Autolite gen., 40,42,60 amp. alt.	2	5.30	1	C2AZ 8509-A	
	A (except A/C)	8	352,390	Used w/40 amp. Autolite generator	2	6.80	1	C1AE 8509-F	
	A-A/C	8	352,390		3	6.25	1	C1AE 8509-B	
	A (except A/C)	8	352,390	Used w/40 amp. Delco generator	3	6.80	1	C1AE 8509-A	
	A (except A/C)-without fan clutch	8	352,390	Used w/40,60 amp.alternator	3	6.80	1	C1AE 8509-A	
	A Special	8	406		1	7.32	1	B7A 8509-B	
63	A-X/C or A/C	6	223	Used w/30,40,50,60 amp.generator	1	5.24	1	B7A 8509-D	
	A (except X/C or A/C)	6	223	Used w/30 amp.generator	1	5.78	1	B7A 8509-A	
	A	6	223	Used w/50,60,100 amp.alternator	2	5.23	1	C0TE 8509-D	
	A	6	223	Used w/40 amp. Autolite generator & dual belt drive	2	5.23	1	C0TE 8509-D	
	A	6	223	Used w/40,42 amp.alternator	2	6.10	1	C2AZ 8509-B	
	A (except A/C)	8	260,289		1	5.82	1	C2OZ 8509-A	
	A-A/C, X/C	8	260,289		2	5.40	1	C2OZ 8509-B	
	A	8	260,289	Used w/40,42,60 amp.alternators or 40 amp. Autolite generator	2	5.40	1	C2OZ 8509-B	
	A-X/C (except A/C)	8	352,390		1	6.80	1	B7A 8509-C	
	A(except A/C or X/C)-w/o fan clutch	8	352,390		1	7.32	1	B7A 8509-B	
	A-with fan clutch	8	352,390	Used w/30 amp. Ford gen., 40 amp. Autolite gen., 40,42,60 amp. alt.	2	5.30	1	C2AZ 8509-A	
	A-without fan clutch	8	352,390	Used w/40 amp. Autolite generator, 40,42,60 amp.alternator	2	6.80	1	C1AE 8509-F	
	A (except A/C)	8	352,390	Used w/40 amp. Delco generator	3	6.80	1	C1AE 8509-A	
	A-hang-on A/C	8	352,390	(1) 1/2" pulley & (2) 3/8" pulleys	3	7.43 6.32	1	C3AZ 8509-A	
	A Special	8	406,427		1	7.32	1	B7A 8509-B	
	64	A-X/C or A/C	6	223	Used w/30,40,50,60 amp.generator	1	5.24	1	B7A 8509-D
		A (except X/C or A/C)	6	223	Used w/30 amp.generator	1	5.78	1	B7A 8509-A
A		6	223	Used w/50,60,100 amp.alternator	2	5.23	1	C0TE 8509-D	
A		6	223	Used w/40 amp. Autolite generator & dual belt drive	2	5.23	1	C0TE 8509-D	
A		6	223	Used w/40,42 amp.alternator	2	6.10	1	C2AZ 8509-B	
A (except A/C or alt.)		8	289		1	5.82	1	C2OZ 8509-A	
A-X/C "From 12/2/63"		8	289		1	5.82	1	C2OZ 8509-A	
A-X/C "Before 12/2/63"		8	289		2	5.40	1	C2OZ 8509-B	
A-A/C		8	289	Also used w/40,42,60 amp.alt. or 40 amp. Autolite gen.	2	5.40	1	C2OZ 8509-B	
A-X/C(w/auto.trans.)-w/o fan clutch		8	352,390		1	6.80	1	B7A 8509-C	
A-without fan clutch		8	352,390	Used w/30 amp.gen. & 42 amp. (single drive) alternator	1	7.32	1	B7A 8509-B	
A-with fan clutch		8	352,390	Used w/30 amp. Ford gen., 40 amp. Autolite gen., 40,42,60 amp. alt.	2	5.30	1	C2AZ 8509-A	
A-A/C (with or without P/S)		8	352,390		2	6.20	1	C4SZ 8509-A	
A-without fan clutch		8	352,390	Used w/40 amp. Autolite gen., 40,42 (dual drive), 60 amp.alternator	2	6.80	1	C1AE 8509-F	
A Special		8	427		1	7.32	1	B7A 8509-B	

8509 PULLEY - WATER PUMP - continued

YEAR	MODEL	CYL.	C.I.D.	DESCRIPTION	NO. OF SHEAVES	O.D.	QTY.	PART NUMBER	
- B -									
62	B (except F/M with P/S or A/C)	6	170		1	5.60	1	CODE 8509-A	
	B-A/C	6	170	(1) 1/2" pulley & (1) 3/8" pulley	2	5.00	1	C2OZ 8509-C	
	B-F/M with P/S	6	170	(2) 3/8" pulleys	2	5.64	1	C2OE 8509-C	
	B (exc. A/C, X/C or alternators)	8	221,260		1	5.82	1	C2OZ 8509-A	
	B (except A/C), X/C	8	221,260	Also used w/40,42,60 alternators	2	5.40	1	C2OZ 8509-B	
63	B-Deluxe hang-on A/C - "From 2/25/63"	6	170	1.87" depth -use w/C3OZ 8A616-B	1	5.00	1	C3OZ 8509-B	
	B-hang-on A/C (with fan clutch)	6	170	2.17" depth-including pilot	1	5.00	1	C3OZ 8509-A	
	B-hang-on A/C (without fan clutch)	6	170	Use with ECZ 8546-E spacer	1	5.60	1	CODE 8509-A	
	B (except A/C)	6	170				1		
	B-P/S or alternator	6	170		2	5.64	1	C2OE 8509-C	
	B-Deluxe hang-on A/C - "Before 2/25/63"	6	170	Use w/C3OZ 8A616-B	2	5.64	1	C4DZ 8509-A	
	B-Deluxe hang-on A/C - "Before 2/25/63"	6	170	Use w/C3OZ-8A616-A	2	5.64	1	C2OE 8509-C	
	B-A/C (exc. P/S or alternator)	6	200	1.87" depth	1	5.00	1	C3OZ 8509-B	
	B-P/S or alternator	6	200	Used w/40 or 60 amp. alternator	2	5.00	1	C3DZ 8509-C	
	B (exc. A/C, X/C or alternators)	8	221,260, 289		1	5.82	1	C2OZ 8509-A	
	B-A/C, X/C or alternators	8	221,260, 289		2	5.40	1	C2OZ 8509-B	
64	B-Selectaire A/C	6	170	1.87" depth	1	5.00	1	C3OZ 8509-B	
	B (except P/S, A/C or alternator)- "Before 11/20/63" "From 11/20/63"	6	170		1	5.60	1	CODE 8509-A	
	B-P/S or alt. "Before 11/20/63" "From 11/20/63"	6	170	Used w/40, 42, 60 amp. alternator	2	5.64	1	C2OE 8509-C	
					2	5.00	1	C3DZ 8509-C	
	B-A/C (except P/S or alternator)	6	200	1.87" depth	1	5.00	1	C3OZ 8509-B	
	B-P/S or alternator	6	200	Used w/40, 42, 60 amp. alternator	2	5.00	1	C3DZ 8509-C	
	B(exc. A/C, X/C or alternator)	8	260,289		1	5.82	1	C2OZ 8509-A	
	B-A/C, X/C or alternators	8	260,289		2	5.40	1	C2OZ 8509-B	
	- S -								
	60	S (except A/C)	8	352		1	7.32	1	B8A 8509-A
S-A/C		8	352	(1) 1/2" pulley & (2) 3/8" pulleys	3	7.43	1	C0AE 8509-A	
S-A/C		8	430		1	6.30	1	B9SZ 8509-A	
61/63	S (except A/C)	8	390	Used 1963 for 30, 42 alternator	1	7.32	1	B7A 8509-B	
	S-A/C	8	390	(1) 1/2" pulley & (2) 3/8" pulleys	3	6.25	1	C1AE 8509-B	
64/	S (except A/C)	8	390		1	7.32	1	B7A 8509-B	
	S-A/C-with or without P/S	8	390		2	6.20	1	C4SZ 8509-A	
- X -									
60/61	X (except A/C)	6	144,170		1	5.60	1	CODE 8509-A	
	X-A/C	6	170	Used with C0DD 8600-E fan	2	5.28	1	CODE 8509-C	
62	X (except A/C or Taxi)	6	144,170		1	5.60	1	CODE 8509-A	
	X-A/C "Before 9/15/61"	6	144,170	Used with C0DD 8600-E fan	2	5.28	1	CODE 8509-C	
	X-Taxi	6	144	Used w/35 amp. Delco generator	2	5.64	1	C2OE 8509-C	
63	X (except A/C or P/S)	6	144,170		1	5.60	1	CODE 8509-A	
	X-A/C (except P/S)	6	144,170		2	5.00	1	C3DZ 8509-C	
	X-P/S (except A/C)	6	144,170		2	5.64	1	C3DZ 8509-A	
	X-P/S (with A/C)	6	144,170		3	5.00	1	C3DZ 8509-B	
	X (except A/C, X/C or alternators)	8	260		1	5.82	1	C2OZ 8509-A	
	X-A/C, extra cooling with S/T	8	260		2	5.40	1	C2OZ 8509-B	

8509 PULLEY - WATER PUMP - continued								
YEAR	MODEL	CYL.	C.I.D.	DESCRIPTION	NO. OF SHEAVES	O.D.	QTY.	PART NUMBER
- X -								
64	X (except A/C or P/S)	6	200		1	5.00	1	C3OZ 8509-B
	X (except A/C or P/S)	6	144,170		1	5.60	1	CODE 8509-A
	X-A/C (exc.P/S) "Before 3/2/64"	6	144,170	(2) 3/8" sheaves	2	5.00	1	C3DZ 8509-C
	X-A/C(w/or w/o P/S)"From 3/2/64"	6	144,170	(1) .60" sheave, (1).38" sheave	2	5.00	1	C4DZ 8509-B
	X-P/S(exc. A/C) "Before 3/2/64"	6	144,170	2.37" thick	2	5.64	1	C3DZ 8509-A
	"From 3/2/64"	6	144,170	1.73" thick	2	5.64	1	C4DZ 8509-A
	X(except A/C, X/C or alternators)	8	260		1	5.82	1	C2OZ 8509-A
	X-A/C, extra cooling with S/T	8	260		2	5.40	1	C2OZ 8509-B
YEAR	MODEL	CYL.	C.I.D.	DESCRIPTION	QTY.	PART NUMBER		
8512 IMPELLER - WATER PUMP								
- A -								
60/62	A	8	292	4.75" O.D. -1.41" depth			1	+B5A 8512-B
60/64	A	6	223	3.50 O.D. -.889" depth			1	C3AZ 8512-D
63/64	A	8	260,289	4.70" O.D. -1.27" depth			1	+C2OZ 8512-A
63/64	A	8	260,289	3.94" O.D. -1.79" depth-8 vanes			1	C4OZ 8512-B
60/	A	8	352,390				1	C3AZ 8512-E
			406,427					
- B -								
62/	B	6	170,200	3.00" O.D.-1.14" depth			1	C3DZ 8512-B
62/63	B	8	221,260	4.70" O.D. -1.27" depth			1	+C2OZ 8512-A
63	B (Special)	8	289-4V	3.94" O.D. -1.27" depth			1	C3OZ 8512-A
62/	B	8	221,260	3.94" O.D. -1.79" depth-8 vanes			1	C4OZ 8512-B
			289-2V					
	B	8	289-4V	3.94" O.D. -1.79" depth-6 vanes			1	C4OZ 8512-A
- S -								
60	S with A/C	8	430	5.00" O.D. -.90" depth			1	+B9S 8512-B
	S (except A/C)	8	430	5.00" O.D. -1.00" depth			1	B9SZ 8512-C
60/	S	8	352,390				1	C3AZ 8512-E
- X -								
60/	X	6	144,170	3.00" O.D. -1.14" depth			1	C3DZ 8512-B
			200					
63/64	X	8	260	4.70" O.D. -1.27" depth			1	+C2OZ 8512-A
63/64	X	8	260	3.94" O.D. -1.79" depth-8 vanes			1	C4OZ 8512-B
8513 GASKET - WATER PUMP COVER								
60/64	A	6	223	ObLong			1	B7A 8513-A
60/61	A, S	8	352,390	Round-6 tabs-4 3/4" I. D. -when replacing fibre & rubber gasket-2 req'd			1or2	B8A 8513-A
60	A	8	352	Round-6 tabs-4 5/8" I.D.			1	C2AZ 8513-A
62/	A, B, S	8	352,390				1	
62/	A, B (Special)	8	406,427				1	
8526-7 DIVERTER - WATER INLET								
60	S	8	430	R. H. L. H.			1 1	B8E 8526-A B8E 8527-A
8530 SHAFT and BEARING - WATER PUMP								
60/64	A	6	223	4.92" long-part of B7A 8501-A,B & C2AZ 8501-D			1	C4AZ 8530-A
60/	B, X	6	144,170	4.52" long-part of C0DZ 8501-A, B, C & C6DZ 8501-B-mark on long end			1	C6DZ 8530-B
			200					
60/62	A	8	292	5.62" long -part of B6A 8501-B			1	+B5A 8530-A
60	A, S	8	352	6.29" long -part of B9AZ 8501-A, C0AE 8501-A			1	+B8A 8530-A
60	S with A/C	8	430	4.94" long			1	+C0SZ 8530-A
60	S (except A/C)	8	430	4.89" long			1	+B9SZ 8530-A
61/	A, B, S (including Specials)	8	352,390	5.37" long			1	C1AZ 8530-C
			406,427					
63/64	A, X	8	260,289	5.92" long-part of C2OZ 8501-B & C3OZ 8501-A			1	+C2OZ 8530-A
62/63	B	8	221,260				1	
			289					
62/	A, B, X	8	221,260				1	C4OZ 8530-D
			289					

† Also serviced in 8591 kit

FORD CAR PARTS

YEAR	MODEL	CYL.	C.I.D.	DESCRIPTION	QTY.	PART NUMBER
8546 SPACER - PULLEY TO FAN - Including pilot unless noted						
- A -						
60	A (except A/C)	8	292	2.30" thick	1	B9ME 8546-D
	A-except A/C & A-Special	8	352,390	1.07" thick-used with 50 amp. alternator	1	C6TZ 8546-A
61	A (except A/C)	8	292	2.38" thick-not used w/40 amp. Autolite gen., 40 amp. alternator or 60 amp. alternator	1	B9ME 8546-D
	A(except 76B)-with alternator	8	292	2.12" thick	1	EDJ 8546-A
	A Special (4/B carb.)-w/o fan clutch	8	390	1.28" thick	1	B5S 8546-A
	A-except A/C & A-Special †	8	352,390	Not used w/40 amp. gen., 40 or 60 amp. alt.	1	
	A-except A/C & A-Special	8	352,390	1.07" thick -used with 50 amp. alternator	1	C6TZ 8546-A
62	A (except A/C)	8	292	2.30" thick-not used with 40 amp. Autolite gen., 40 amp. alternator or 60 amp. alternator	1	B9ME 8546-D
	A (except 76B)-with alternator	8	292	2.12" thick	1	EDJ 8546-A
	A	8	292	Used with 40 amp. Autolite generator	1	
	A-except A/C & A-Special	8	352,390	1.07" thick-used with 40 amp. alternator	1	C6TZ 8546-A
	A-except A/C & A-Special	8	352,390	Used with 40 amp. generator	1	
	A-Special (4/B carb.)-w/o fan clutch	8	390,406	1.28" thick	1	B5S 8546-A
	A-except A/C & A-Special †	8	352,390	Not used with 40 amp. gen., 40 or 60 amp. alterna.	1	
	A (except A/C & A-Special)	8	352,390	1.18" thick-w/60 amp. alt.	1	B5A 8546-A
A-Special (with slip fan clutch)	8	390,406	.19" thick-no pilot	1	C2AZ 8546-A	
63	A-except A/C or extra cooling	8	260,289	2.36"	1	C3OZ 8546-A
	A-X/C	8	260	3.02"	1	C2OZ 8546-D
	A-with hang-on A/C	8	260,289	2.12"	1	EDJ 8546-A
	A	8	260,289	Used with 40 or 60 amp. alternators	1	
	A-except A/C & A-Special †	8	352,390	1.28" thick-not used w/40 amp. generator, 40 or 60 amp. alternator	1	B5S 8546-A
	A-except A/C & A-Special	8	352,390	1.18" thick-w/60 amp. alternator	1	B5A 8546-A
	A-except A/C & A-Special	8	352,390	1.07" thick-used with 40 amp. alternator	1	C6TZ 8546-A
	A(hang-on A/C)	8	352,390	Used w/C3AZ 8509-A (A/C) pulley	1	
	A-Spec.(4/B carb.)(exc. slip fan clutch)	8	390,406	1.28" thick	1	B5S 8546-A
	A-Special (with slip fan clutch)	8	390,406	.19" thick-no pilot	1	C2AZ 8546-A
64	A "Before 12/1/63"	6	223	.19" thick-no pilot -for 23 1/4" rad. core width	1	C2AZ 8546-A
	A "From 12/1/63"	6	223	.39" thick-no pilot-for 20 1/4" rad. core width	1	C4AZ 8546-E
	A-with hang-on A/C	8	289	3.94" thick	1	C4AZ 8546-D
	A-except A/C	8	289	Used with 40, 42, 60 amp. alternators or 40 amp. Autolite generators	1	
	A-except A/C or extra cooling	8	289	Used with 30 amp. generator	1	
	A-exc. w/slip fan "Before 3/16/64"	8	352,390	3.02" thick	1	C2OZ 8546-D
	A-except A/C	8	352,390	2.74" thick-w/40, 42, 60 amp. alternators	1	C4AZ 8546-B
	A-with hang-on A/C	8	352,390	2.92" thick	1	C4AZ 8546-C
A-exc. w/slip fan "From 3/16/64"	8	352,390		1		
- B -						
62	B-P/S & F/M	6	170	1.67" thick	1	C2OE 8546-B
	B-40, 42, 60 amp. alt.	6	170	1.67" thick	1	C2OE 8546-B
	B-except A/C, P/S or alt.	6	170	1.91" thick	1	C2OZ 8546-C
	B-except A/C or X/C	8	221,260	3.22" thick	1	C2OZ 8546-A
	B-X/C, 40, 42, 60 alt. -except A/C	8	221,260	3.02" thick	1	C2OZ 8546-D
63/64	B-with Hang-on A/C	6	170	1.54" thick	1	ECZ 8546-E
	B-P/S & F/M, 40, 42, 60 alts.	6	170,200	1.67" thick	1	C2OE 8546-B
	B-except A/C, P/S or alts.	6	170,200	1.91" thick	1	C2OZ 8546-C
	B-X/C, Hang-on A/C, 40, 42, 60 alts.	8	221,260	3.02" thick	1	C2OZ 8546-D
	B-except A/C or X/C	8	221,260	3.22" thick	1	C2OZ 8546-A

† For Air Conditioning see Group 8A616

YEAR	MODEL	CYL.	C.I.D.	DESCRIPTION	QTY.	PART NUMBER
8546 SPACER - PULLEY TO FAN - continued - Including pilot unless noted						
- S -						
60	S-except A/C	8	352	1.62" thick	1	C3OZ 8546-B
	S-with A/C	8	352	1.50" thick	1	*C0SE 8546-A
	S-with or without A/C	8	430	2.28" thick	1	B9ME 8546-C
61/63	S-except A/C	‡	8	390	1	B5S 8546-A
64	S-except A/C "Before 1/2/64"	8	390	2.30" thick	1	B9ME 8564-D
	"From 1/2/64"	8	390	2.12" thick	1	EDJ 8546-A
- X -						
63	X-with A/C	6	144,170	.78" thick	1	C3DZ 8546-B
	X-with Power Steering	6	144,170	1.67" thick	1	C2OE 8546-B
	X-except A/C or extra cooling	8	260	1.58" thick	1	C3OZ 8546-B
	X-with A/C & extra cooling	8	260	1.28" thick	1	B5S 8546-A
64	X-A/C (with or without P/S)	6	144,170, 200	.62" thick	1	C3DZ 8546-B
	X-P/S(except A/C) "Before 3/2/64"	6	144,170, 200		1	
	X-P/S(except A/C) "From 3/2/64"	6	144,170, 200	.86" thick	1	C4DZ 8546-A
	X-with A/C & extra cooling	8	260	1.28" thick	1	B5S 8546-A
	X-except A/C or extra cooling "Before 12/16/63"	8	260	1.58" thick	1	C3OZ 8546-B
	"From 12/16/63"	8	260	1.82" thick	1	B6A 8546-A
8548 TUBE - WATER BY PASS - FRONT - Also refer to Groups 8555 & 8597						
60/62	A	8	292	Steel	1	C2TZ 8548-A
62	B	8	221,260	Steel-not used with heater-13" o/all length	1	C2OZ 8548-B
63/64	X(Sprint)	8	260	with bend at one end only	1	
64	A, B, X	8	260,289	Steel-used w/water heated choke when heater not used-10 1/2" o/all length with large bend at one end & slight bend in other end	1	C4AZ 8548-A
8550 SLINGER - WATER PUMP SHAFT - Also refer to Group 8530						
60/	A, B, S, X	6&8	All	3/4" long	1	B7C 8550-A
8553 HUB - WATER PUMP PULLEY						
60/	A, B, X(144, 170, 200, 223)	6		2.50" O. D. -.56"/.66" length	1	B4A 8553-A
60/62	A	6	292	2.54" O. D. -.74" depth	1	B9AE 8553-A
62/	A, B, X	8	221,260, 289		1	
60/	A, B, S	8	352,390		1	
62/	A, B(Special)	8	406,427		1	
60	S	8	430	2.56" O. D. -.74" depth	1	B9ME 8553-A
8555 TUBE - WATER BY-PASS - Also refer to Groups 8548 & 8597						
60	S	8	430	Steel-7/8" O. D. x 1.50" long	2	C3TZ 8555-A
60/	A, B, S	8	352,390, 406,427,	Steel-5/8" O. D. x 2.5" long	1	C5AZ 8555-A
8556 CLAMP - WATER BY PASS - Use BPA 18572-A or B7A 8287-A						
8563 GASKET - WATER BY PASS TUBE						
60/62	A	8	292		1	EAN 8563-B
8564 SEAL - WATER PUMP						
60/	A, B, S, X(144, 170, 200, 221, 223, 260, 289, 292, 352, 390, 406, 427)	6&8		1.62" O. D.	1	B2AZ 8564-B
30	S	8	430	1.72" O. D.	1	B6CZ 8564-B

‡ For Air Conditioning see Group 8A616

8575 THERMOSTAT - WATER

YEAR	MODEL	ENGINE		Q T Y.	LOW TEMPERATURE		HIGH TEMPERATURE		
		CYL.	C. I. D.		° TEMP.	PART NUMBER	° TEMP.	PART NUMBER	
- A -									
60/62	A	6	223	1	160		A8AZ 8575-D	180	A8AZ 8575-E
	A	8	292, 352, 390, 406	1	160		A8AZ 8575-D	180 188	A8AZ 8575-E (1960/61) C3AZ 8575-A (1962)
63/64	A	6	223	1	160		A8AZ 8575-D	188	C3AZ 8575-B
	A	8	260, 289	1	160		A8AZ 8575-A	190	A8AZ 8575-C
	A	8	352, 390, 406, 427	1	160		A8AZ 8575-D	188	C3AZ 8575-B
- B -									
62/	B	6&8	170, 200, 221, 260, 289	1	160		A8AZ 8575-A	190	A8AZ 8575-C
- S -									
60	S	8	430	1	160		A8AZ 8575-D	180	A8AZ 8575-E
60	S-1 9/16" dia. -in block	8	430	2	140		▲B9SZ 8575-B	140	▲B9SZ 8575-B
60/62	S	8	352, 390	1	160		A8AZ 8575-D	180	A8AZ 8575-E
								188	(1960/61) C3AZ 8575-A (1962)
63/64	S	8	390	1	160		A8AZ 8575-D	188	C3AZ 8575-B
- X -									
60/62	X	6	144, 170	1	160		A8AZ 8575-A	180	A8AZ 8575-B
								190	(1960/61) A8AZ 8575-C (1962)
63/64	X	6&8	144, 170, 200, 260	1	160		A8AZ 8575-A	190	A8AZ 8575-C

8575 THERMOSTAT ASSORTMENT

60/					180°			AR	C8PZ 8575-A (RT-1000)
Consists of the following									
6-A8AZ 8575-B (RT-8)			6-A8AZ 8575-E (RT-18)						
60/					190°			AR	C8PZ 8575-B (RT-1001)
Consists of the following									
6-A8AZ 8575-C (RT-9)			6-A8AZ 8575-F (RT-19)						

8576 LOCK RING - WATER PUMP BEARING

60/63	A	6	223	Front				1	OBA 8576-A
60/62	A	8	292	Front				1	
60/62	A	8	292	Rear				1	8BA 8630-A
60/63	A	6	223	Rear				1	

8591 REPAIR KIT - WATER PUMP

60/	B, X	6	144, 170, 200	For CODZ 8501-A, B, C water pumps-use details				1	*CODZ 8591-B
Consists of the following									
1-CODE 8507-A Gasket			*1-CODZ 8530-A Bearing & slinger (use C6DZ 8530-B)						
1-C3DZ 8512-B Impeller			1-B2AZ 8564-B Seal						
60/63	A	6	223	Use with B7A 8501-A & C2AZ 8501-C water pumps				1	*B7A 8591-A
-use Details									
Consists of the following									
1-B7A 8507-A Gasket			1-B7A 8530-A Bearing			1-OBA 8576-A Lock ring			
1-C3AZ 8512-D Impeller			1-B7C 8550-A Slinger			1-8BA 8630-A Lock ring			
1-B7A 8513-A Gasket			1-B2AZ 8564-B Seal						

† Low temperature-use with alcohol type anti-freeze. Use high temperature for replacement except when permanent type anti-freeze has been drained & replaced by alcohol.

FORD CAR PARTS

SECTION 85

YEAR	MODEL	CYL.	C.I.D.	DESCRIPTION	QTY.	PART NUMBER
8591 REPAIR KIT - WATER PUMP - continued						
62/64	A, X	8	260,289	Use with C2OZ 8501-A or B water pumps-	1	C2OZ 8591-B
62/63	B(see Description column on B-Special-4/B carb.)	8	221,260, 289	for B-Special (289) w/C3OZ 8501-A pump substitute C3OZ 8512-A for C2OZ 8512-A	1	
Consists of the following						
1-C2OZ 8507-B Gasket		1-B2AZ 8564-B Seal				
1-C2OZ 8512-A Impeller		1-C2OZ 8530-A Bearing & shaft				
60/62	A	8	292	Use with B6A 8501-B water pump	1	B5A 8591-C
Consists of the following						
1-B5A 8507-A Gasket		1-B7C 8550-A Slinger		1-0BA 8576-A Lock ring		
1-B5A 8512-B Impeller		1-B2AZ 8564-B Seal		1-8BA 8630-A Lock ring		
1-B5A 8530-A Bearing						
60	A, S	8	352	Use w/B9AZ 8501-A & C0AE 8501-A water pumps	1	B8A 8591-A
Consists of the following						
2- B8A 8507-A Gasket		1-B8A 8530-A Bearing & shaft assy.				
1-C3AZ 8512-B Impeller		1-B2AZ 8546-B Seal				
1-B8A 8513-A Gasket						
61/	A, S	8	352,390, 406,427	For C1AE 8501-C, C2AZ 8501-A & B, C4AZ 8501-A, B & C5AZ 8501-C, D-use Details	1	*
Consists of the following						
2-B8A 8507-A Gasket		1-B8A 8513-A Gasket		1-C1AZ 8530-B Bearing & Slinger		
1-C3AZ 8512-C Impeller		1-C2AZ 8513-A Gasket (use with 1962/ cover plate)		1-B2AZ 8564-B Seal		
60	S (except A/C)	8	430	Use with water pump assy. showing housing casting number 5751568	1	B8S 8591-A
Consists of the following						
2-B8E 8507-A Gasket		1-B8S 8513-A Gasket		1-B9SZ 8530-A Bearing assy.		
1-B9SZ 8512-C Impeller		1-B2AZ 8564-B Seal				
60	S with A/C	8	430	Use with B9SZ 8501-A water pump or housing casting number 5751540 - not supplied-use details of water pump	1	*
Consists of the following						
2-B8E 8507-A Gasket		1-B8S 8513-A Gasket		1-B6TZ 8564-Dmr Seal		
1-B9S 8512-B Impeller		1-C0SZ 8530-A Bearing & shaft assy.				
8592-4 CONNECTION ASSY. - CYLINDER HEAD WATER OUTLET						
- A -						
60	A	6	223		1	ΔC1AE 8A080-C
	A	8	292		1	C1AE 8A080-A
	A	8	352		1	C1AZ 8A080-C
61/63	A	6	223		1	C1AE 8A080-C
	A	(1963)	8 260,289		1	C0AE 8594-A
	A	(1961/62)	8 292		1	C3OZ 8592-A
	A	8	352,390, 406,427		1	C1AZ 8A080-C
64	A	6	223		1	C4AZ 8592-A
	A	8	289		1	C3OZ 8592-A
	A	8	352,390, 427		1	C1AZ 8A080-C
- B -						
62	B	6	170		1	C1DZ 8592-C
63/64	B	6	170,200		1	C1DZ 8592-C
	B	8	221,260, 289		1	C3OZ 8592-A
- S -						
60	S	8	352		1	B8SZ 8A080-A
	S	8	430		1	B8SZ 8A080-B
62/63	S-Special (6/B carb.)	8	390	Bright finish	1	C2SZ 8A080-A
61/	S	8	390		1	C1AZ 8A080-C
- X -						
60/	X	6	144,170, 200		1	C1DZ 8592-C
63/	X	8	260,289		1	†C3OZ 8592-A

• It may be necessary to substitute C2AZ 8513-A on some 1962/65 service pumps

Δ When used as replacement on models built prior to June 13, 1960-C0AZ 8260-A hose is required.

† Use with intake manifold having thermostat seat.

YEAR	MODEL	CYL.	C.I.D.	DESCRIPTION	QTY.	PART NUMBER
8592-4 CONNECTION ASSY. - CYLINDER HEAD WATER OUTLET - continued						
60/64	A	6	223	Plug-3/8"-18-used when heater is not installed	1	87710-S(P16)
				Lockwasher-3/8"	AR	34847-S7(X74)
61/64	A	6	223	Bolt (connection to cyl. head) -3/8"-16 x 7/8"	1	20368-S8(B79)
60/62	X	6	144,170	Bolt (connection to cylinder head)-	2	370790-S (BB428)
62/62	B	6	170	5/16"-18 x .875"		
62/63	B	8	221,260	Bolt (connection to intake manifold)-	2	357235-S(BB136)
63/60	A, B	8	221,260	5/16"-18 x 7/8" hex. head	2	
60/62	X	6	144,170	Lockwasher-5/16"	2	34806-S7(X64)
62/60	B	8	221		2	
60/63	A	6	223	Bolt (tank to bracket)-1/4"-28 x 1/2"	2	20309-S8(B150)
60/63	A	6	223	Lockwasher-1/4"	2	34805-S8(X62)
60/61	A, S	8	292,352	Screw & washer (tank to engine)-5/16"-18 x 1"	1or2	42847-S7-8 (U14)
61/64	A, S(except S-Special)		292,352, 390	Screw & washer (tank to engine)-5/16"-18 x 1 1/8"	1or2	*42848-S8
62/60	A, S-Special	8	390,406	Screw (tank to manifold)-5/16"-18 x 1 1/4"	1or2	358805-S7(BB561)
60/64	A	8	352	Bolt (tank, ignition coil and strap assembly to	1	*24504-S8
61/61	A, S	8	390	engine)-5/16"-18 x 1 3/4"	1	
61/63	A	6	223		1	34055-S8(M158)
61/64	A, S	8	292,352, 390,406	Flatwasher-5/16"	1or2	44722-S8(XI9)
60/60	S	8	352	Bolt (tank to intake manifold)-5/16"-18 x 1"	2	20386-S8(B53)
60/60	S	8	352	Lockwasher-5/16"	2	34806-S8(X64)
60/60	S	8	430	Bolt (tank to intake manifold)-3/8"-16 x 5/8"	2	20328-S8(B76)
60/60	S	8	430	Lockwasher-3/8"	2	34807-S7(X66)

8597 HOSE - WATER BY-PASS - Also refer to Groups 8548, 8555

62/62	A, B, X	8	221,260, 289	Rubber elbow-5/8" I.D. x 1" O.D. x 3 1/4" long- water outlet connection to water pump	1	C2OZ 8597-B
62/62	B	8	221,260	Connection to carburetor spacer by-pass tube- not used with heater	2	
60/60	A, B, X	8	221,260, 289,292	Rubber-straight-cut as req'd. from FDA 18472-A	1	*
60/61	A, S	8	352,390	Rubber-straight-cut as req'd. from FDA 18472-A	1	
60/60	S	8	430	Rubber-.85" I.D. x 2.88" long	1	C0SZ 8597-A
62/62	A, B, S	8	352,390, 427	Rubber-5/8" I.D. x 2 3/4" O.D. -	1	C2OZ 8597-D
61/62	A, S	8	352,390, 406	Clamp-hose (hose to water pump)- use B7A 8287-A	2	*97355-S8
62/62	A, B	8	221,260	Hose clamp (connection to water pump & by-pass tube)-use B7A 8287-A	2	*376413-S

8600 FAN ASSY.

YEAR	MODEL	ENGINE		DESCRIPTION	BLADES	DIAM.	CENTER HOLE	QTY	PART NUMBER
		CYL.	C. I. D.						
- A -									
60	A	6	223		4	18 1/4"	5/8"	1	C3AZ 8600-B
	A-A/C	6	223		5	18"	5/8"	1	C5AZ 8600-F
	A-except A/C	8	292		4	18 1/2"	5/8"	1	C5AZ 8600-G
	A-with A/C	8	292		5	18"	5/8"	1	B7Y 8600-A
	A-except A/C	8	352		5	18 1/2"	5/8"	1	C5AZ 8600-G
61	A	6	223		4	18 1/4"	5/8"	1	C3AZ 8600-B
	A-X/C or A/C	6	223	Not used with P/S	5	18"	5/8"	1	C5AZ 8600-F
	A-dual belt drive	6	223	Used with 40 amp. Delco generator	5	18"	1.00"	1	C1AA 8600-F
	A-exc. A/C or X/C	8	292		4	18 1/2"	5/8"	1	C5AZ 8600-G
	A-A/C- "Before 10/1/60"	8	292	Blades riveted to frt. of spider-use w/C1AA 8A616-D	5	18"	2 5/8"	1	*B9MM 8600-B
	A-A/C- "From 10/1/60"	8	292	Blades riveted to rear of spider-use w/C2OZ 8A616-A	5	18"	2 5/8"	1	C1SS 8600-A
	A-X/C, exc. A/C	8	292		5	18"	5/8"	1	B7Y 8600-A
	A-A/C- "Before 1/16/61"	8	352, 390 exc.Spec.		5	18 1/2"	2 5/8"	1	C1SS 8600-A
	A-except A/C	8	352, 390 exc.Spec.		5	18 1/2"	5/8"	1	C1AZ 8600-A

◇ Replaces 17" production fan

8600 FAN ASSY. - continued

YEAR	MODEL	ENGINE		DESCRIPTION	BLADES	DIA.	CENTER HOLE	QTY.	PART NUMBER
		CYL.	C. I. D.						
- A -									
61	A-H/D extra cooling-exc. A/C	8	352, 390		7	18.00"	2 3/8"	1	C4SZ 8600-A
	A-X/C, exc. A/C	8	352, 390		6	18 1/2"	5/8"	1	C6MY 8600-B
	A-A/C- "From 1/16/61"	8	352, 390		7	18"	2 3/8"	1	C4SZ 8600-A
	A-Special	8	390		4	14"	5/8"	1	C1AA 8600-E
	A-Special	8	390		5	18 1/2"	5/8"	1	C1AZ 8600-A
62	A	6	223		4	18 1/4"	5/8"	1	C3AZ 8600-B
	A-X/C or A/C	6	223	Not used with P/S	5	18"	5/8"	1	C5AZ 8600-F
	A-except A/C	8	292		4	18 1/2"	5/8"	1	C5AZ 8600-G
	A-X/C, exc. A/C	8	292		5	18"	5/8"	1	B7Y 8600-A
	A-A/C	8	292		5	18"	2 5/8"	1	C1SS 8600-A
	A-except A/C	8	352		5	18 1/2"	5/8"	1	C1AZ 8600-A
	A-H/D extra cooling-exc. A/C	8	352, 390 exc.Spec.	Used with fan clutch	7	18"	2 3/8"	1	C4SZ 8600-A
	A-X/C, exc. A/C	8	352, 390 exc.Spec.		6	18 1/2"	5/8"	1	C6MY 8600-B
	A-A/C	8	352, 390		7	18"	2 3/8"	1	C4SZ 8600-A
	A-Special	8	406	Used with fan clutch				1	
	A-Special	8	390, 406	Without fan clutch	4	14"	5/8"	1	C1AA 8600-E
	A-Special	8	390, 406	Without fan clutch	6	18 1/2"	5/8"	1	C6MY 8600-B
63	A-exc. X/C or A/C	6	223	23 1/4" radiator core	4	18 1/4"	5/8"	1	C3AZ 8600-B
	A-X/C or A/C	6	223	Not used with P/S	5	18"	5/8"	1	C5AZ 8600-F
	A-except A/C	8	260, 289		4	17 1/2"	5/8"	1	C6OZ 8600-A
	A-X/C, exc. A/C	8	260		5	17 1/2"	5/8"	1	C2OZ 8600-F
	A-Deluxe hang-on A/C	8	260, 289	Used with fan clutch	5	18"	2 3/8"	1	C4SZ 8600-A
	A-H/D X/C	8	352, 390	Used with fan clutch				1	
	A-hang-on A/C	8	260, 289		5	17"	5/8"	1	C5AZ 8600-A
	A-X/C, exc. A/C	8	352, 390	Used without fan clutch	6	18 1/2"	5/8"	1	C6MY 8600-B
	A-Special	8	390, 406	Without fan clutch	4	14"	5/8"	1	C1AA 8600-E
	A-Special	8	406, 427	Used with fan clutch	7	18"	2 3/8"	1	C4SZ 8600-A
	A-Special	8	390, 406, 427	Without fan clutch	6	18 1/2"	5/8"	1	C6MY 8600-B
	A-Deluxe hang-on A/C-	8	352, 390	Used with fan clutch	7	18"	2 3/8"	1	C4SZ 8600-A
	"Before 1/2/63"								
	A-Deluxe hang-on A/C-'From 1/2/63"	8	352, 390	Used with fan clutch	7	19 1/4"	2 3/8"	1	C5AZ 8600-B
64	A-exc.X/C or A/C- "From 12/1/63"	6	223	20 1/4" radiator core	4	17"	5/8"	1	C2OA 8600-B
	A-exc. X/C or A/C- "Before 12/1/63"	6	223	23 1/4" radiator core	4	18 1/4"	5/8"	1	C3AZ 8600-B
	A-X/C or A/C	6	223	Not used with P/S	5	18"	5/8"	1	C5AZ 8600-F
	A-except A/C	8	289		4	17 1/2"	5/8"	1	C6OZ 8600-A
	A-X/C, exc. A/C- "From 12/1/63"	8	289		4	17 1/2"	5/8"	1	C6OZ 8600-A
	A-X/C, exc. A/C- "Before 12/1/63"	8	289		5	17"	5/8"	1	C5AZ 8600-A
	A-hang-on A/C	8	289		5	17"	5/8"	1	C5AZ 8600-A
	A-Deluxe hang-on A/C-'From 12/1/63"	8	289	Marked C6OE-C-used w/C4AZ 8A616-C replaces 5 blade fan	7	17 1/2"	2 3/8"	1	C4OZ 8600-C
	A-Deluxe hang-on A/C- "Before 12/1/63"	8	289	With 23 1/4" radiator	7	18"	2 3/8"	1	C4SZ 8600-A
	A-H/D extra cooling-exc. A/C	8	352, 390	Used with fan clutch				1	
	A-hang-on A/C	8	352, 390		4	17 1/2"	5/8"	1	C6OZ 8600-A

◇ Replaces 17" production fan

FORD CAR PARTS

8600 FAN ASSY. - continued

YEAR	MODEL	ENGINE		DESCRIPTION	BLADES	DIAM.	CENTER HOLE	QTY.	PART NUMBER
		CYL.	C. I. D.						
- A -									
64	A-except A/C- "From 1/2/64"	8	352, 390		4	18 1/2"	5/8"	1	C5AZ 8600-B
	A-except A/C- "Before 1/2/64"	8	352, 390		6	18 1/2"	5/8"	1	C6MY 8600-B
	A-Deluxe hang-on A/C	8	352, 390		7	19 1/4"	2 3/8"	1	C5AZ 8600-B
	A-Special- "From 1/2/64"	8	427		4	18 1/2"	5/8"	1	C5AZ 8600-G
	A-Special- "Before 1/2/64"	8	427		6	18 1/2"	5/8"	1	C6MY 8600-B
- B -									
62	B-exc. A/C or X/C	6	170		4	15 1/2"	5/8"	1	C2DZ 8600-D
	B-A/C or X/C	6	170		5	17"	5/8"	1	C5AZ 8600-A
	B-exc. A/C or X/C	8	221		4	17"	5/8"	1	C2OA 8600-B
	B-X/C except A/C	8	221		5	17"	5/8"	1	C5AZ 8600-A
	B-Deluxe Hang-on A/C	8	221	Used with 17" radiator core	5	17"	2 5/8"	1	C2OZ 8600-E
	B-except A/C	8	260		4	17 1/2"	5/8"	1	C6OZ 8600-A
	B-X/C exc. A/C	8	260		5	17"	5/8"	1	C5AZ 8600-A
	B-Deluxe Hang-on A/C	8	260	Used with 20" radiator core	5	17 1/2"	2 5/8"	1	C2OZ 8600-G
63	B-except A/C	6	170, 200		4	15 1/2"	5/8"	1	C2DZ 8600-D
	B-Hang-on A/C	6	170		5	17"	5/8"	1	C5AZ 8600-A
	B-X/C exc. A/C	6	170, 200		5	17"	5/8"	1	C5AZ 8600-A
	B-Deluxe Hang-on A/C	6	170, 200		5	17 1/4"	2 3/8"	1	C3OZ 8600-D
	B-exc. A/C or X/C	8	221		4	17"	5/8"	1	C2OA 8600-B
	B-X/C exc. A/C	8	221		5	17"	5/8"	1	C5AZ 8600-A
	B-Hang-on A/C	8	221		5	17"	5/8"	1	C5AZ 8600-A
	B-Deluxe-Hang-on A/C	8	221	Used with 17" radiator core	5	17"	2 5/8"	1	C2OZ 8600-E
	B-X/C	8	221	Used with 20" radiator core	5	17 1/2"	2 5/8"	1	C2OZ 8600-G
	B-exc. A/C	8	260		4	17 1/2"	5/8"	1	C6OZ 8600-A
	B-X/C exc. A/C	8	260		5	17"	5/8"	1	C5AZ 8600-A
	B-Hang-on A/C	8	260		5	17"	5/8"	1	C5AZ 8600-A
	B-Deluxe Hang-on A/C	8	260	Used with 17" radiator core	5	17"	2 5/8"	1	C2OZ 8600-E
	B-Deluxe Hang-on A/C	8	260	Used with 20" radiator core	5	17 1/2"	2 5/8"	1	C2OZ 8600-G
	B-Special	8	289		4	17 1/8"	5/8"	1	C6OZ 8600-D
64	B-exc. A/C or X/C	6	170, 200		4	15 1/2"	5/8"	1	C2DZ 8600-D
	B-X/C	6	170, 200		5	17"	5/8"	1	C5AZ 8600-A
	B-Hang-on A/C	6	170, 200		5	17"	5/8"	1	C5AZ 8600-A
	B-Deluxe Hang-on A/C	6	170, 200		5	17 1/4"	5/8"	1	C3OZ 8600-D
	B-Special	8	289		4	17 1/8"	5/8"	1	C6OZ 8600-D
	B-exc. A/C or Spec.	8	260, 289		4	17"	5/8"	1	C2OA 8600-B
	B-exc. A/C or Spec.	8	260, 289		4	17 1/2"	5/8"	1	C6OZ 8600-A
	B-X/C exc. A/C	8	260, 289		5	17"	5/8"	1	C5AZ 8600-A
	B-Hang-on A/C	8	260, 289		5	17"	5/8"	1	C5AZ 8600-A
	B-Deluxe-Hang-on A/C	8	260, 289	Used with 20" radiator core	5	17 1/2"	2 5/8"	1	C2OZ 8600-G
	B-Deluxe-Hang-on A/C- "Before 10/20/63"	8	260, 289		5	17"	5/8"	1	C5AZ 8600-A
	B-Deluxe-Hang-on A/C- "From 10/20/63"	8	260, 289		7	17 1/2"	2 3/8"	1	C4OZ 8600-C

8600 FAN ASSY. - continued

YEAR	MODEL	ENGINE		DESCRIPTION	BLADES	DIAM.	CENTER HOLE	QTY.	PART NUMBER
		CYL.	C. I. D.						
- S -									
60	S-exc. A/C or X/C	8	352,430		4	18 1/2"	5/8"	1	C5AZ 8600-G
	S-A/C or X/C	8	352,430		5	18"	5/8"	1	B7Y 8600-A
61/	S-A/C	8	390	Used on first 500 units manufactured	5	18"	2 5/8"	1	C1SS 8600-A
	S-exc. A/C	8	390		5	18 1/2"	5/8"	1	C1AZ 8600-A
	S-A/C	8	390	Used after 500 units manufactured	7	18"	2 3/8"	1	C4SZ 8600-A
- X -									
60	X-except A/C	6	144		4	*14 1/2"	5/8"	1	C0DZ 8600-A
	X-A/C	6	144		6	15"	5/8"	1	C0DD 8600-E
61	X-except A/C	6	144		4	*14 1/2"	5/8"	1	C0DZ 8600-A
	X-except A/C	6	170		4	15 1/2"	5/8"	1	C2DZ 8600-D
	X-A/C	6	144, 170		6	15"	5/8"	1	C0DD 8600-E
62	X-S/T (exc. A/C)	6	144		4	*14 1/2"	5/8"	1	C0DZ 8600-A
	X-F/M/2 (exc. A/C)- "Before 4/2/62"	6	144		4	*14 1/2"	5/8"	1	C0DZ 8600-A
	X-F/M/2 (exc. A/C)- "From 4/2/62"	6	144		4	15 1/2"	5/8"	1	C2DZ 8600-D
	X-A/C- "Before 9/15/61"	6	144, 170	Use with CODE 8509-C	6	15"	5/8"	1	C0DD 8600-E
	X-A/C- "From 9/15/61"	6	144, 170		6	15"	1"	1	C5GY 8600-C
	X-except A/C	6	170		4	15 1/2"	5/8"	1	C2DZ 8600-D
63	X-except A/C	6	144, 170		4	15 1/2"	5/8"	1	C2DZ 8600-D
	X-A/C	6	144, 170		6	15"	1"	1	C5GY 8600-C
	X-exc. A/C	8	260		4	17"	5/8"	1	C2OA 8600-B
	X-A/C	8	260		6	17"	5/8"	1	C3DZ 8600-B
64	X-except A/C	6	144, 170, 200		4	15 1/2"	5/8"	1	C2DZ 8600-D
	X-A/C	6	144, 170, 200	With or without P/S	6	15"	1"	1	C5GY 8600-C
	X-except A/C	8	260		4	17"	5/8"	1	C2OA 8600-B
	X-A/C	8	260		6	17"	5/8"	1	C3DZ 8600-B

YEAR	MODEL	CYL.	C.I.D.	DESCRIPTION	QTY.	PART NUMBER
60/	A, X	6	All	Bolt (fan to water pump)-5/16"-24 x 5/8"	4	350400-S(BB208)
60/	A, B, X	6&8	All	Lockwasher 5/16"	AR	34806-S7(X64)
61/	A	8	352,390	Bolt (fan to pulley to pump)-5/16"-24 x 2"	4	20521-S8(B162)
63	S-except A/C	8	390	Bolt (fan to pulley)	4	
61/	S	8	All	Bolt (fan, spacer, pulley to pump)	4	
60/62	A	8	All	Bolt(used w/A/C or X/C fan)-5/16"-24 x 3"	4	45533-S8(B166)
63	A	8	260,288	Bolt (fan thru spacer & pulley to pump)	4	
64	S	8	All	Bolt(fan thru spacer & pulley to water pump)	4	
63	X	6	All	Bolt (fan & spacer to water pump)- 5/16"-24 x 1 1/2"	4	20467-S7(B160)
64	X-with A/C	6	All	Bolt (fan, spacer & pulley to pump)	4	
60	A (except A/C)	8	All	Bolt(not used w/extra cooling)- 5/16"-24 x 2 3/4"	4	45533-S8(B166)
60	S	8	352	Bolt (fan to water pump)-5/16"-24 x 2 1/8"	4	379031-S7-8
62/63	B	6	170,200	Bolt(fan & spacer to water pump)	4	(BB211B)
60/62	A	8	292	Bolt (fan to pulley to water pump)-	4	20347-S8(B156)
60	A-except A/C	8	352,390	5/16"-24 x 3/4"	4	
64	B-with A/C	6	All	Bolt(fan to clutch)	4	
60/	A	8	332,352	Bolt (fan to pulley to water pump)-	4	355480-S8(BB525)
60/64	A-with A/C	6	223	5/16"-24 x 7/8"-also used with air conditioner	4	
60	A-with A/C	6&8	All	Bolt (fan to pulley to pump)-5/16"-24 x 1"	4	20387-S8(B157)
61/	X-with A/C	6	All		4	
64	A	6	223	Bolt(fan to pulley to pump)	4	
61/	A, S-w/A/C(221, 260, 292, 352, 390)	8		Bolt (fan blade to clutch assy.)-5/16"-18 x 5/8"	4	20326-S7(B49)
62/	A-with slip fan (352, 390, 406)	8			4	

* Replaces 14" production fan

YEAR	MODEL	CYL.	C.I.D.	DESCRIPTION	QTY.	PART NUMBER
8600 FAN ASSY. - continued						
62/64	B-except A/C	8	221,260	Bolt (blade, spacer & pulley to pump)-5/16"-24 x 3 3/4"	4	45555-S7-8(BB166B)
62	B-with A/C	6	170	Bolt (fan, spacer & pulley to pump)-5/16"-24 x 2 1/2"	4	45520-S8(B63B)
64	A	8	352,390, 427	Bolt (fan, spacer & pulley to pump) 5/16"-24 x 3 1/2"	4	379292-S7-8 (BB570X)
64	B-except Deluxe Hang-on A/C	6	All	Screw (fan, spacer & pulley to pump)-5/16"-24 x 2 3/8"	4	45521-S7-8(B164A)
64	X	8	All	Screw(fan, spacer & pulley to water pump)	4	
64	A	8	289	Bolt(fan, spacer & pulley to pump)-5/16"-24x3/4"	4	300947-S7-8 (B166F)
8A600 BRACKET - FAN SHROUD TO SUPPORT - Refer to Group 8149						
8A611 GUARD - FAN						
60	A	6	223	20 1/16" long	1	C3AZ 8A611-B
	A-w/ or w/o A/C	8	292,352	22 1/2" long	1	C3AZ 8A611-A
61/63	A-w/o A/C	6	223	20 1/16" long	1	C3AZ 8A611-B
	A-w/o A/C or fan clutch	8	292,352, 390,406, 427	22 1/2" long-coated steel 22 1/2" long-chrome	1 1	C3AZ 8A611-A C3AZ 8A611-C
64	A-w/o A/C	8	252,390, 427	12" long-coated steel 12" long-chrome	1 1	C4AZ 8A611-A C4AZ 8A611-B
8A616 CLUTCH ASSY. - FAN - VISCOUS DRIVE						
- A -						
61	A-with A/C	8	292	3.69" depth	1	C2OZ 8A616-A
	A-with A/C	8	352,390	Replace 5 blade fan w/C4SZ 8600-A (7 blades)	1	C5AZ 8A616-B
	A-except A/C	8	352,390	Used with C2AZ 8600-A(5 blade) fan-6.00" dia. 2.31" dia. hub-heavy duty extra cooling	1	C2AZ 8A616-A
				except Special		
62	A-with A/C	8	292	Used w/C1SS 8600-A (5 blade) fan	1	C2OZ 8A616-A
	A-with A/C	8	352,390	Used w/7 blade fan	1	C5AZ 8A616-B
	A-except A/C	8	352,390	Used w/C2AZ 8600-A (5 blade) fan-6" dia. - exc.Spec. hub-heavy duty extra cooling	1	C2AZ 8A616-A
	A-Special (4/B, 6/B, 8/B carb.)	8	406,427	Used w/C2AZ 8600-A fan	1	
63	A-with Deluxe Hang-on A/C	8	260,289	6.00" dia. -2.32" dia. hub	1	C3AZ 8A616-A
	A-H/D X/C (exc. A/C)	8	352,390	Used with C2AZ 8600-A (5 blade) fan	1	C2AZ 8A616-A
	A-with A/C	8	352,390	Used with 7 blade fan	1	C5AZ 8A616-B
	A-Special (4/B, 6/B, 8/B carb.)	8	406	Used with C2AZ 8600-A (5 blade) fan	1	C2AZ 8A616-A
64	A-with Deluxe Hang-on	8	289	Std. or auto. trans.	1	C6OZ 8A616-D
	A-with Deluxe Hang-on A/C	8	352,390	Std. or auto. trans. -blue stripe-1.25 ratio	1	C4AZ 8A616-A
	A-with H/D extra cooling	8	352,390	Std. or auto. trans. -red stripe-1.25 ratio	1	C4AZ 8A616-B
- B -						
62	B-with A/C, X/C	8	221,260	3 5/8" depth-2.56" diam. hub	1	C2OZ 8A616-A
63	B-w/Deluxe Hang-on A/C-	6	170	2 1/2" depth-2.31" diam. hub-replaced by (1) C3OZ 8A616-B, (1) C4DZ 8509-A & (4) 377937-S (8-66)	1	★C3OZ 8A616-A
	"Before 2/25/63"					
	"From 2/25/63"	6	170,200	2 5/8" depth-2.31" diam. hub	1	C3OZ 8A616-B
64/	B-w/Deluxe Hang-on A/C	6	170,200	2 5/8" depth-2.31" diam. hub	1	C3OZ 8A616-B
	B-w/Deluxe Hang-on A/C, X/C	8	221,260	3 5/8" depth-2.56" diam. hub	1	C2OZ 8A616-A
	B-w/Deluxe Hang-on A/C, X/C-	8	260,289	3 5/8" depth-2.56" diam. hub	1	C2OZ 8A616-A
	"Before 10/20/63"					
	"From 10/20/63"	8	260,289	3 5/8" depth-2.31" diam. hub	1	C4AZ 8A616-A
- S -						
61/63	S-with A/C	8	390		1	C5AZ 8A616-B
64/	S-with A/C	8	390	3 11/64" depth-marked C7AE -C	1	C4SZ 8A616-B
61/	A, S-with A/C	8	All	Bolt (clutch to water pump)-5/16"-24 x 1"	4	20387-S8(B157)
64	A, S(with A/C) (289, 352, 390)	8		Lockwasher-5/16"	3	34806-S7 (X64)
64	B-with A/C (170, 200, 260, 289)	6&8			AR	
62/	B-with A/C	8	221,260, 289	Bolt (clutch to water pump)-5/16"-24 x 1 1/4"	4	20427-S8(B158)
64	B-with A/C	6	170,200	Bolt (clutch to water pump)-5/16"-24 x 2 1/8"	4	379031-S7-8 (BB211B)

⬇ Relocate and drill center hole

FORD CAR PARTS

FAN BELT LISTING BY SIZE & LENGTH

To find S. A. E. LENGTH measure outside circumference and subtract amount indicated under Condition of Belt.

CONDITION of BELT				CONDITION of BELT			
BELT SIZE	GOOD	FAIR	BADLY WORN	BELT SIZE	GOOD	FAIR	BADLY WORN
3/8"	3/8"	5/8"	5/8" to 7/8"	5/8"	5/8"	7/8"	7/8" to 1 1/8"
15/32"	13/16"	1 1/16"	1 1/16" to 1 5/16"	11/16"	5/8"	7/8"	7/8" to 1 1/8"
1/2"	3/8"	5/8"	5/8" to 7/8"	3/4"	5/8"	7/8"	7/8" to 1 1/8"
19/32"	13/16"	1 1/16"	1 1/16" to 1 5/16"	13/16"	5/8"	7/8"	7/8" to 1 1/8"
				7/8"	5/8"	7/8"	7/8" to 1 1/8"

The belts below are grouped by PULLEY GROOVE and within each pulley groove by length. Belts may vary in design and consequently different sizes or top widths are shown within the same pulley groove.

BELT SIZE (INCHES)	S.A.E. LENGTH (INCHES)	PART NUMBER	BELT SIZE (INCHES)	S.A.E. LENGTH (INCHES)	PART NUMBER	BELT SIZE (INCHES)	S.A.E. LENGTH (INCHES)	PART NUMBER
--------------------	------------------------	-------------	--------------------	------------------------	-------------	--------------------	------------------------	-------------

For 3/8" Pulley Groove

15/32	28	C5OZ 8620-B	15/32	40	C2AZ 8620-H	15/32	47 1/4	C6OZ 8620-A
3/8	28 1/16	C4UZ 8620-A	15/32	40 1/2	C4TZ 8620-K	15/32	47 1/2	C3DZ 8620-A
15/32	30 1/2	C6OZ 8620-C	15/32	40 3/4	C3TZ 8620-J	15/32	48 1/2	C6OZ 8620-E
3/8	31	C7ZZ 8620-F	15/32	41	C5OZ 8620-C	3/8	48 7/8	C9AZ 8620-C
15/32	32 1/2	C3OZ 8620-D	15/32	41 1/4	C4AZ 8620-A	15/32	49	C2OZ 8620-L
15/32	33 1/4	C3DZ 8620-B	15/32	41 3/4	B9AZ 8620-A	15/32	49	C9TZ 8620-C
15/32	33 1/2	C0AE 8620-B	15/32	42	C4SZ 8620-A	15/32	49 1/4	C6OZ 8620-F
15/32	34	C3UZ 8620-A	15/32	42 1/4	C3VY 8620-B	15/32	49 3/4	C5AZ 8620-L
15/32	34 1/2	C2OZ 8620-M	15/32	42 3/4	C0AZ 8620-Z	15/32	50	C7AZ 8620-D
3/8	34 3/4	B4AZ 8620-B	3/8	43	C3MY 8620-A	3/8	50 1/8	★B7S 8620-A
15/32	35	C2OZ 8620-P	3/8	43 3/16	C0AZ 8620-B	15/32	50 1/2	C4RZ 8620-H
15/32	35 1/2	C3AZ 8620-A	15/32	43 1/4	B8AZ 8620-F	15/32	50 1/2	C9TZ 8620-A
3/8	35 3/4	EAG 8620-B	3/8	43 7/16	B8ME 8620-A	15/32	50 3/4	C8AZ 8620-C
15/32	36	B7AZ 8620-C	15/32	43 3/4	B9SZ 8620-A	15/32	51 1/4	C3AZ 8620-D
3/8	36 3/8	B7A 8620-P	15/32	44	C2AZ 8620-N	15/32	51 1/2	C3OZ 8620-F
3/8	36 1/2	C6VY 8620-C	3/8	44 13/32	EDC 8620-A	3/8	51 19/32	8BA 8620-B
15/32	36 3/4	C4DZ 8620-D	15/32	44 1/4	C4VY 8620-A	3/8	51 31/32	B7A 8620-N
15/32	37 1/4	C1UZ 8620-B	15/32	44 1/4	C9ZZ 8620-A	15/32	52	C5AZ 8620-D
3/8	37 3/8	C9AZ 8620-D	15/32	44 1/2	B8AZ 8620-E	15/32	52 13/32	B8A 8620-E
3/8	37 7/16	B7A 8620-L	15/32	45	C2AZ 8620-J	15/32	52 1/2	C5AZ 8620-J
15/32	37 1/2	B7AZ 8620-B	15/32	45 1/4	C2TZ 8620-AC	15/32	52 1/2	★C5AZ 8620-N
15/32	37 3/4	C2AZ 8620-G	15/32	45 1/4	C9ZZ 8620-C	15/32	53 3/4	B8SZ 8620-A
3/8	38 1/32	B9A 8620-C	15/32	45 1/2	C2TZ 8620-P	15/32	54 7/32	C0AZ 8620-C
3/8	38 13/32	★B4AZ 8620-D	15/32	45 3/4	C2TZ 8620-G	15/32	54 1/2	C4RZ 8620-G
15/32	38 1/2	C0AZ 8620-AA	15/32	46	C6TZ 8620-S	15/32	55 1/2	C4RZ 8620-F
15/32	38 19/32	B9A 8620-B	15/32	46 1/4	B7Q 8620-A	15/32	56 1/4	C4RZ 8620-E
15/32	39	C4AZ 8620-C	3/8	46 5/16	C1TE 8620-J	15/32	56 3/4	C4RZ 8620-D
15/32	39 1/2	C4AZ 8620-B	15/32	47	C2TZ 8620-H	15/32	57 3/4	C4RZ 8620-C
15/32	39 3/4	C3SZ 8620-A	3/8	47 1/8	B5AZ 8620-C	15/32	58 1/2	C4RZ 8620-B
						15/32	59 1/2	C4RZ 8620-A

FAN BELT LISTING BY SIZE & LENGTH

BELT SIZE (INCHES)	S.A.E. LENGTH (INCHES)	PART NUMBER	BELT SIZE (INCHES)	S.A.E. LENGTH (INCHES)	PART NUMBER	BELT SIZE (INCHES)	S.A.E. LENGTH (INCHES)	PART NUMBER
For 1/2" Pulley Groove								
1/2	29	C3TZ 8620-L	1/2	43 3/4	C5TZ 8620-D	1/2	55	C5AZ 8620-G
1/2	30 1/2 *	C6TZ 8620-R	1/2	44 1/4	C2TZ 8620-AA	1/2	55	C9ZZ 8620-B
1/2	31 1/2 ◊	C7TZ 8620-C	1/2	44 1/2	C6AZ 8620-A	1/2	55 1/2	C4RZ 8620-J
1/2	32 1/4 ◊	C7TZ 8620-D	19/32	44 1/2	C6TZ 8620-F	1/2	56	C3AZ 8620-C
1/2	33	C1TT 8620-F	1/2	45	C4DZ 8620-E	1/2	56	C3AZ 8620-E
1/2	33	* C7TZ 8620-H	1/2	45 1/2	C5AZ 8620-K	1/2	56	C9MZ 8620-B
1/2	33 1/2	C1AZ 8620-A	1/2	45 3/4	C2OZ 8620-B	1/2	56 1/2	C4AZ 8620-D
1/2	33 3/4	C1TZ 8620-D	1/2	45 29/32	C1TZ 8620-B	1/2	57 1/2	C5AZ 8620-E
1/2	34 3/32	B6TZ 8620-A	1/2	46	C6AZ 8620-H	1/2	58 1/4	C4SZ 8620-B
1/2	34 1/4	B6TZ 8620-B	1/2	46 1/4	C2TZ 8620-Z	1/2	59	C5AZ 8620-F
1/2	34 3/4	C3TZ 8620-P	1/2	46 1/2	C4TZ 8620-R	1/2	59 1/2	C5AZ 8620-B
1/2	35 3/4 *	C5TZ 8620-C	1/2	46 3/4	C2TZ 8620-AB	1/2"	60	C6TZ 8620-T
1/2	36 1/4	B5AZ 8620-E	19/32	47 1/4	C2TZ 8620-M	1/2	60 1/2	C6ZZ 8620-A
1/2	36 3/4 †	C7TZ 8620-E	1/2	47 1/2 *	C4TZ 8620-J	1/2	60 1/2 *	C6ZZ 8620-B
1/2	37	C0AZ 8620-AC	1/2	47 1/2 †	C6VY 8620-B	1/2	61	* C6TZ 8620-J
1/2	37 15/32 ◊	C3TZ 8620-M	1/2	48	C1TE 8620-S	1/2	61 1/2 †	C7ZZ 8620-C
1/2	37 1/2 *	B6AZ 8620-D	1/2	48 1/2	C8TZ 8620-C	1/2	61 3/4	C8OZ 8620-A
1/2	38	C3TZ 8620-G	1/2	49	C7TZ 8620-A	1/2	62	* C8TZ 8620-B
1/2	38	C3TZ 8620-R	1/2	49 3/8	B5A 8620-C	1/2	62 1/4	C6AZ 8620-C
1/2	38 1/2	* C8VY 8620-A	1/2	49 23/32	B7A 8620-H	1/2	62 1/2 †	C8ZZ 8620-A
1/2	38 3/4	C0AZ 8620-AB	1/2	50	B6AZ 8620-E	1/2	63	C7ZZ 8620-D
1/2	39	C0AE 8620-E	1/2	50 1/16	B6A 8620-B	1/2	63 1/2	C8AZ 8620-B
1/2	39 1/2	C3OZ 8620-A	1/2	50 3/4	C6TZ 8620-D	1/2	63 3/4	C9TZ 8620-B
1/2	39	C9AZ 8620-B	1/2	51 1/32	C0AZ 8620-S	1/2	64 1/2 †	C8OZ 8620-B
1/2	39 11/16 *	C6TZ 8620-M	1/2	51 3/4	C4TZ 8620-D	1/2	65	C7ZZ 8620-A
1/2	39 3/4	C6TZ 8620-A	1/2	52	* C6TZ 8620-K	1/2	65 1/2	C6AZ 8620-G
1/2	40	B8TZ 8620-F	1/2	52	† C7AZ 8620-A	1/2	66 1/4	C6OZ 8620-D
1/2	40 13/32	B8TZ 8620-D	1/2	52 1/4 †	C8HZ 8620-A	1/2	66 3/4	C6AZ 8620-E
1/2	41	C2OZ 8620-R	1/2	52 1/2	C9TZ 8620-D	1/2	66 3/4 *	C6AZ 8620-J
1/2	41 1/2	B6SZ 8620-A	1/2	52 19/32	* ECU 8620-A	1/2	68 1/2	C8AZ 8620-A
1/2	42	C6TZ 8620-C	1/2	52 3/4	C7ZZ 8620-E	1/2	69 *	C3TZ 8620-B
1/2	42	C9TZ 8620-E	1/2	53	† C8HZ 8620-B	1/2	69 †	C6AZ 8620-F
1/2	42 1/16	B8TZ 8620-E	1/2	53 1/2	C2OZ 8620-S	1/2	69 1/2 ◊	C8TZ 8620-A
1/2	42 1/2	C5TZ 8620-B	1/2	54	C9C 8620-B	1/2	73	◊ C7TZ 8620-G
1/2	43	B8QH 8620-F	1/2	54 1/4	C7ZZ 8620-B	1/2	70 7/8	C7AZ 8620-B
			1/2	54 3/4 †	C4TZ 8620-F			

† Single belt

* Set of 2 matched belts

◊ Set of 3 matched belts

BELT IDENTIFICATION MARKING TO SERVICE PART NUMBER GUIDE

The purpose of this guide is to help find service part numbers for fan belts. Belts are identified with a marking on the outer (wide) surface of the belt. Although the identification marking and service part number may be the same in some instances, this is not generally true. Find the belt marking in the "Belt Identification Marking" column, then order the number listed in the "Service Part Number" column.

Following the guide chart, belt part numbers are listed by model year to help find service part numbers when the belt marking is not known. The names Ford, Autolite, Bosch, Delco and Leece-Neville identify the type of generator or alternator with which a particular belt is used.

IDENTIFICATION MARKING	SERVICE PART NUMBER	IDENTIFICATION MARKING	SERVICE PART NUMBER	IDENTIFICATION MARKING	SERVICE PART NUMBER
EAG 8577-A	B9A 8620-C	C1DE 8620-A	C4DZ 8620-D	C2OE 8620-G	B8AZ 8620-E
EBP 8577-A	B7AZ 8620-C	C1DE 8620-B	C2OZ 8620-M	C2OE 8620-J	C2TZ 8620-AA
EBY 8577-A	B7A 8620-P			C2OE 8620-K	C2OZ 8620-R
ECE 8577-A	C0AZ 8620-AC	C1SE 8620-B	B6SZ 8620-A	C2OE 8620-N	C4DZ 8620-D
ECG 8577-A	C0AZ 8620-AC	C1SE 8620-C	C5TZ 8620-B	C2OE 8620-S	C2OZ 8620-L
				C2OE 8620-T	C2OZ 8620-L
ECJ 8577-A	B6SZ 8620-A	C1TE 8620-H	C2AZ 8620-J	C2OE 8620-U	C2TZ 8620-M
EDD 2890-D	C0AZ 8620-C	C1TE 8620-L	C2AZ 8620-H	C2OE 8620-V	C3DZ 8620-B
EDG 2890-A	C4DZ 8620-D	C1TE 8620-R	C2OZ 8620-R	C2OE 8620-Y	C2OZ 8620-L
EDJ 2890-A	C2AZ 8620-J	C1TE 8620-AG	C2TZ 8620-AA	C2OE 8620-Z	C2OZ 8620-M
EDJ 2890-B	B8AZ 8620-E	C1TE 8620-AH	C2OZ 8620-B		
				C2OE 8620-AA	C2OZ 8620-B
B9AE 8620-A	C3DZ 8620-B	C2AE 8620-B	C0AZ 8620-S	C2OE 8620-AB	C2OZ 8620-R
B9LE 8620-F	C4AZ 8620-A	C2AE 8620-C	C0AZ 8620-AC	C2OE 8620-AC	C3OZ 8620-F
B9LE 8620-G	C2TZ 8620-AA	C2AE 8620-D	EDC 8620-A	C2OE 8620-AD	C2OZ 8620-S
		C2AE 8620-E	C0AZ 8620-Z		
B9ME 8620-B	B9AZ 8620-A	C2AE 8620-F	C2AZ 8620-N	C2SE 8620-A	C5TZ 8620-B
B9ME 8620-D	B8LY 8620-A	C2AE 8620-G	B8A 8620-F		
B9ME 8620-E	C2AZ 8620-N	C2AE 8620-H	C2AZ 8620-H	C2TE 8620-D	C4DZ 8620-A
		C2AE 8620-J	C2AZ 8620-H	C2TE 8620-G	C2OZ 8620-R
C0AE 8620-A	C0AZ 8620-AA	C2AE 8620-K	B9AZ 8620-A	C2TE 8620-L	C2TZ 8620-M
C0AE 8620-B	C0AE 8620-B	C2AE 8620-L	B6SZ 8620-A	C2TE 8620-M	C2TZ 8620-AA
C0AE 8620-C	C2TZ 8620-AA	C2AE 8620-M	B9A 8620-B	C2TE 8620-T	B9A 8620-C
C0AE 8620-D	C0AZ 8620-AC	C2AE 8620-N	C2AZ 8620-J	C2TE 8620-AD	B9A 8620-B
C0AE 8620-E	C0AE 8620-E	C2AE 8620-R	C3AZ 8620-A	C2TE 8620-AH	C2TZ 8620-AA
C0AE 8620-G	C0AZ 8620-Z	C2AE 8620-S	C2AZ 8620-G		
C0AE 8620-H	C2AZ 8620-G	C2AE 8620-T	C1AZ 8620-A	C2UE 8620-A	C1UZ 8620-B
C0AE 8620-J	C2AZ 8620-N	C2AE 8620-U	C2AZ 8620-N		
C0AE 8620-S	C0AZ 8620-S	C2AE 8620-V	B8LY 8620-A	C3AE 8620-A	C3AZ 8620-D
C0AE 8620-T	C0AZ 8620-AB	C2AE 8620-Z	C0AZ 8620-AB	C3AE 8620-B	B9A 8620-B
C0AE 8620-Y	C4DZ 8620-D			C3AE 8620-C	C3OZ 8620-A
				C3AE 8620-D	C3AZ 8620-D
C0DE 8620-A	C3DZ 8620-B	C2AE 8620-AA	C2AZ 8620-B	C3AE 8620-F	C2TZ 8620-H
C0DE 8620-B	C3DZ 8620-B	C2AE 8620-AB	C4DZ 8620-D		
C0DE 8620-C	C3AZ 8620-A	C2AE 8620-AC	B7A 8620-L	C3DE 8620-A	C3DZ 8620-A
C0DE 8620-E	B5A 8620-C	C2AE 8620-AD	C2AZ 8620-B		
C0DE 8620-F	C1UZ 8620-B	C2AE 8620-AE	B7AZ 8620-C	C3DE 8620-B	C3DZ 8620-B
		C2AE 8620-AF	B8LY 8620-B	C3ME 8620-A	C3MY 8620-A
C1AE 8620-A	C1AZ 8620-A	C2AE 8620-AG	B9SZ 8620-A		
C1AE 8620-B	C2OZ 8620-R	C2AE 8620-AH	C3AZ 8620-A	C3OE 8620-B	C3OZ 8620-A
C1AE 8620-C	C0AZ 8620-AB	C2AE 8620-AJ	C2AZ 8620-G	C3OE 8620-C	C7ZZ 8620-B
C1AE 8620-D	C4AZ 8620-A	C2AE 8620-AK	B9AZ 8620-A	C3OE 8620-E	C3AZ 8620-C
C1AE 8620-E	B9A 8620-C			C3OE 8620-F	C2OZ 8620-P
C1AE 8620-F	C2AZ 8620-H	C2DE 8620-A	C3DZ 8620-B	C3OE 8620-H	C3AZ 8620-C
C1AE 8620-G	B9AZ 8620-A			C3OE 8620-J	C3OZ 8620-D
C1AE 8620-H	EDC 8620-A	C2OE 8620-A	C2OZ 8620-L	C3OE 8620-L	C4AZ 8620-D
C1AE 8620-J	C2AZ 8620-N	C2OE 8620-B	B8AZ 8620-E	C3OE 8620-M	C3UZ 8620-A
C1AE 8620-K	B8A 8620-F	C2OE 8620-C	C2OZ 8620-L	C3OE 8620-N	C2OZ 8620-M
		C2OE 8620-E	C2OZ 8620-G		
		C2OE 8620-F	C2OZ 8620-L		

BELT IDENTIFICATION MARKING TO SERVICE PART NUMBER GUIDE

IDENTIFICATION MARKING	SERVICE PART NUMBER	IDENTIFICATION MARKING	SERVICE PART NUMBER	IDENTIFICATION MARKING	SERVICE PART NUMBER
C3SE 8620-A	C3SZ 8620-A	C5AE 8620-T	C5AZ 8620-J	C6DE 8620-G	C2TZ 8620-H
C3TE 8620-L	B9AZ 8620-A	C5AE 8620-U	C5AZ 8620-K	C6DE 8620-H	B7AZ 8620-C
C3TE 8620-N	B8TZ 8620-F	C5AE 8620-V	B8TZ 8620-F	C6DE 8620-J	B7AZ 8620-B
C3UE 8620-C	C3UZ 8620-A	C5AE 8620-AA	C2TZ 8620-AC	C6OE 8620-A	C6OZ 8620-A
C3VE 8620-A	C3VY 8620-B	C5DE 8620-A	C6OZ 8620-E	C6OE 8620-B	C2OZ 8620-P
C4AE 8620-A	C4AZ 8620-B	C5DE 8620-B	C2OZ 8620-L	C6OE 8620-C	C6OZ 8620-C
C4AE 8620-B	C4AZ 8620-C	C5DE 8620-C	C3UZ 8620-A	C6OE 8620-D	C6OZ 8620-F
C4AE 8620-C	C3DZ 8620-A	C5DE 8620-D	C3DZ 8620-B	C6OE 8620-F	C6AZ 8620-C
C4AE 8620-D	B9SZ 8620-A	C5DE 8620-E	C3DZ 8620-A	C6OE 8620-G	C6OZ 8620-D
C4AE 8620-F	C4AZ 8620-D	C5OE 8620-A	C2OZ 8620-M	C6OE 8620-H	B8AZ 8620-F
C4AE 8620-G	C3OZ 8620-A	C5OE 8620-B	B7AZ 8620-C	C6TA 8620-J	C6TZ 8620-C
C4AE 8620-H	C3VY 8620-B	C5OE 8620-C	C5OZ 8620-C	C6TE 8620-A	C2OZ 8620-R
C4AE 8620-K	B8A 8620-F	C5OE 8620-D	C3DZ 8620-A	C6TE 8620-C	B5AZ 8620-E
C4DE 8620-A	C4DZ 8620-D	C5OE 8620-E	C2TZ 8620-H	C6TE 8620-D	C2TZ 8620-AC
C4RA 8620-AH	C2AZ 8620-G	C5OE 8620-G	C3OZ 8620-A	C6TE 8620-E	B6AZ 8620-D
C4SE 8620-A	C4SZ 8620-A	C5OE 8620-H	C2TZ 8620-AB	C6TE 8620-G	C1TZ 8620-D
C4SE 8620-B	C4SZ 8620-B	C5OE 8620-J	C5OZ 8620-B	C6TE 8620-H	C6TZ 8620-S
C4SE 8620-C	C2OZ 8620-L	C5OE 8620-K	C5OZ 8620-C	C6TE 8620-L	C5AZ 8620-L
C4TE 8620-M	C4AZ 8620-A	C5SE 8620-A	C5TZ 8620-B	C6VE 8620-A	C2TZ 8620-AA
C4TE 8620-N	C2AZ 8620-H	C5TE 8620-A	C2TZ 8620-Z	C6VE 8620-F	C6VY 8620-C
C4TE 8620-S	C4TZ 8620-K	C5TE 8620-B	C2OZ 8620-M	C6ZE 8620-A	C3OZ 8620-D
C4TE 8620-Y	C4TZ 8620-D	C5TE 8620-C	C2AZ 8620-N	C6ZE 8620-B	C4DZ 8620-D
C4TE 8620-AC	C4TZ 8620-K	C5TE 8620-D	C0AZ 8620-Z	C6ZE 8620-D	C6ZZ 8620-A
C4TE 8620-AD	C2AZ 8620-J	C5TE 8620-H	C2TZ 8620-AB	C6ZE 8620-E	C4DZ 8620-D
C4TE 8620-AE	B8AZ 8620-E	C5TE 8620-K	C2OZ 8620-R	C7AA 8620-A	C7AZ 8620-A
C4TE 8620-AF	C2TZ 8620-G	C5TE 8620-L	B5AZ 8620-E	C7AA 8620-B	C7AZ 8620-B
C4VE 8620-A	C4VY 8620-A	C5TE 8620-N	C5TZ 8620-B	C7AE 8620-A	C5TZ 8620-B
C4VE 8620-B	C4DZ 8620-E	C5UE 8620-A	C2AZ 8620-J	C7AE 8620-B	C0AZ 8620-Z
C4ZE 8620-B	C7ZZ 8620-B	C6AE 8620-A	C5AZ 8620-D	C7AE 8620-C	C7AZ 8620-D
C4ZE 8620-C	B7Q 8620-A	C6AE 8620-B	C5AZ 8620-J	C7AE 8620-D	B8QH 8620-F
C5AE 8620-A	B8SZ 8620-A	C6AE 8620-C	C6AZ 8620-H	C7AE 8620-F	C6AZ 8620-C
C5AE 8620-B	C5AZ 8620-B	C6AE 8620-E	C2AZ 8620-N	C7AE 8620-G	B8SZ 8620-A
C5AE 8620-C	C6AZ 8620-H	C6AE 8620-F	C4DZ 8620-E	C7OE 8620-A	C6TZ 8620-C
C5AE 8620-D	C2TZ 8620-AC	C6AE 8620-G	B8SZ 8620-A	C7OE 8620-B	B8AZ 8620-E
C5AE 8620-E	C5AZ 8620-L	C6AE 8620-H	B9AZ 8620-A	C7OE 8620-C	C2TZ 8620-H
C5AE 8620-F	C2OZ 8620-B	C6AE 8620-J	C0AZ 8620-AB	C7OE 8620-D	C4TZ 8620-D
C5AE 8620-G	C5AZ 8620-G	C6AE 8620-L	C3TZ 8620-J	C7OE 8620-E	C2OZ 8620-P
C5AE 8620-H	C4DZ 8620-E	C6AE 8620-M	C4AZ 8620-A	C7SE 8620-A	C5TZ 8620-D
C5AE 8620-J	C6AZ 8620-A	C6AE 8620-N	C6AZ 8620-E	C7TA 8620-H	C2OZ 8620-S
C5AE 8620-K	C5AZ 8620-E	C6AE 8620-R	C3TZ 8620-P	C7TA 8620-S	C2OZ 8620-S
C5AE 8620-L	C2TZ 8620-AA	C6AE 8620-T	C3OZ 8620-F	C7TE 8620-A	C4DZ 8620-E
C5AE 8620-M	C5AZ 8620-F	C6AE 8620-U	C6AZ 8620-F	C7TE 8620-B	C6AZ 8620-H
C5AE 8620-N	C5AZ 8620-D	C6AE 8620-V	B9AZ 8620-A	C7ZE 8620-A	C7ZZ 8620-A
C5AE 8620-R	C0AZ 8620-Z	C6AE 8620-Y	C6AZ 8620-G	C7ZE 8620-B	C7ZZ 8620-B
C5AE 8620-S	B9SZ 8620-A	C6DE 8620-A	C5AZ 8620-K	C7ZE 8620-C	C7ZZ 8620-C
		C6DE 8620-B	C5AZ 8620-L	C7ZE 8620-D	C7ZZ 8620-D
		C6DE 8620-C	B7AZ 8620-C	C7ZE 8620-E	C7ZZ 8620-E
		C6DE 8620-E	C0AZ 8620-AA		
		C6DE 8620-F	C1UZ 8620-B		

BELT IDENTIFICATION MARKING TO SERVICE PART NUMBER GUIDE

IDENTIFICATION MARKING	SERVICE PART NUMBER	IDENTIFICATION MARKING	SERVICE PART NUMBER	IDENTIFICATION MARKING	SERVICE PART NUMBER
C7ZE 8620-F	B9AZ 8620-A	EAA 8620-A	C4DZ 8620-D	ECD 33558-A	B6SZ 8620-A
C7ZE 8620-G	C7ZZ 8620-F	EAA 8620-B	C4DZ 8620-D		
		EAA 8620-D	B9A 8620-B	ECE 33558-A	C2TZ 8620-AA
C8AA 8620-A	C8AZ 8620-C				
		EBP 8620-D	C4DZ 8620-D	ECG 33558-A	C0AZ 8620-AB
C8AE 8620-D	C8AZ 8620-B	EBP 8620-E	C3AZ 8620-A	ECG 33558-B	C2TZ 8620-AA
C8AE 8620-G	C4AZ 8620-A	EBP 8620-F	B7A 8620-L	ECG 33558-C	C0AZ 8620-AB
		EBP 8620-G	C2AZ 8620-G	ECG 33558-F	C2OZ 8620-R
C8DE 8620-B	C2TZ 8620-P	EBP 8620-H	B7A 8620-P		
C8DE 8620-C	C5OZ 8620-C	EBP 8620-J	B7AZ 8620-C	ECJ 33558-A	B6SZ 8620-A
		EBP 8620-L	C2AZ 8620-G		
C8OE 8620-B	B6SZ 8620-A			EDB 33558-B	C3TZ 8620-J
C8OE 8620-D	C8OZ 8620-A	EBR 8620-F	B9A 8620-B	EDC 33558-A	C0AZ 8620-AA
C8OE 8620-F	C8OZ 8620-B				
		ECD 8620-A	C2OZ 8620-R	EDD 33558-A	C0AZ 8620-AA
C8SE 8620-A	C4TZ 8620-S			EDJ 33558-A	B8LY 8620-A
C8SE 8620-B	C5TZ 8620-B	ECE 8620-A	B5A 8620-C		
C8SE 8620-C	C8ZZ 8620-A			ECG 86204-A	C2TZ 8620-AA
C8SE 8620-D	C3TZ 8620-R	ECG 8620-A	C2TZ 8620-AA		
C8SE 8620-E	C3TZ 8620-R	ECG 8620-B	C2TZ 8620-AA	EBP 88620-A	C4DZ 8620-D
C8SE 8620-E	C8VY 8620-B	ECG 8620-H	C2AZ 8620-J	EBP 88620-B	B7A 8620-L
C8TA 8620-F	C0AZ 8620-AC	ECG 8620-K	C2AZ 8620-N		
				5750904	C2AZ 8620-N
C8TE 8620-A	C4AZ 8620-C	ECZ 8620-B	C4VY 8620-A		
				5751168	C0AZ 8620-Z
C8ZE 8620-C	C8ZZ 8620-A	EDC 8620-A	EDC 8620-A		
		EDC 8620-B	B9SZ 8620-A	5751169	C0AZ 8620-Z
C9AE 8620-A	C9MZ 8620-B	EDC 8620-E	C0AZ 8620-B		
C9AE 8620-C	C8AZ 8620-C	EDC 8620-F	C2AZ 8620-J	5751396	B9SZ 8620-A
C9AE 8620-D	C2OZ 8620-S	EDC 8620-G	C2AZ 8620-J		
C9AE 8620-E	C9AZ 8620-B			5751413	C3TZ 8620-J
C9AE 8620-G	C9AZ 8620-C	EDG 8620-A	B9SZ 8620-A		
C9AE 8620-H	C9AZ 8620-D	EDG 8620-D	B8LY 8620-B	5751461	B9A 8620-C
C9ME 8620-A	★ C9MZ 8620-A	EDG 8620-E	C0AZ 8620-Z		
C9ME 8620-B	C9MZ 8620-B			5751467	C2AZ 8620-B
		EDJ 8620-A	C0AZ 8620-Z		
C9OE 8620-B	C9OZ 8620-B			5751952	C0AE 8620-B
C9OE 8620-D	C9OZ 8620-C	0HA 8620-B	C0AZ 8620-Z		
		0HA 8620-C	C2AZ 8620-N	5751991	C0AZ 8620-AA
C9TE 8620-C	C9TZ 8620-A				
C9TE 8620-D	C9TZ 8620-B	EDG 22906-A	B8A 8620-F	5752164	B8LY 8620-B
C9TE 8620-E	C9TZ 8620-C				
C9TE 8620-G	C9TZ 8620-D	EBP 33558-A	C3DZ 8620-B		
C9TE 8620-H	C9TZ 8620-E	EBP 33558-B	B7A 8620-P		
		EBP 33558-C	C0AE 8620-B		
C9ZE 8620-A	C9ZZ 8620-A				
C9ZE 8620-B	C9ZZ 8620-B	EBU 33558-A	C3DZ 8620-B		
C9ZE 8620-D	C9ZZ 8620-C				

8620 BELT - WATER PUMP, FAN and GENERATOR

YEAR	MODEL	BELT IDENTIFICATION MARKING	S.A.E. LENGTH (INCHES)	BELT SIZE	ELECTRICAL		QTY.	APPLICATION					PART NUMBER
					VOLT	AMPS		FAN	GENERATOR	WATER PUMP	ALTERNATOR	POWER STRG.	
60	FALCON (144)-Standard	C5DE 8620-D	33 1/4	15/32"	12	25, 30	1	x	x				C3DZ 8620-B
	A/C	C6DE 8620-F	37 1/4	15/32"	12	25, 30	1	x	x				C1UZ 8620-B
	A/C	ECE 8620-A	49 3/8	1/2"			1				x		B5A 8620-C
	(Delco) Optional	C2AE 8620-AH	35 1/2	15/32"	12	35	1	x	x				C3AZ 8620-A
	FORD (223)-Standard	C6DE 8620-H	36	15/32"	12	30	1	x	x				B7AZ 8620-C
	Std. X/C	C2AE 8620-AH	35 1/2	15/32"	12	30	1	x	x				C3AZ 8620-A
	P/S (exc. A/C)	C0AE 8620-B	33 1/2	15/32"			1				x		C0AE 8620-B
	A/C	C2AE 8620-AC	37 7/16	3/8"	12	30	1	x	x				B7A 8620-L
	A/C	C2AE 8620-B	51 1/32	1/2"			1					x	C0AZ 8620-S
	(Bosch) Optional	EBP 8620-H	36 3/8	3/8"	12	30, 50, 60	1	x	x				B7A 8620-P
(Autolite) Optional	EBP 8620-H	36 3/8	3/8"	12	40	1	x	x				B7A 8620-P	
(Delco) Optional	C4RA 8620-AH	37 3/4	15/32"	12	40	1	x	x				C2AZ 8620-G	
Alternator	C2AE 8620-AC	37 7/16	3/8"	12	50	2		x	x			B7A 8620-L	
FORD (292)-Standard	C4TE 8620-AD	45	3/8"	12	30	1	x	x				C2AZ 8620-J	
Std. X/C	C4VE 8620-A	44 1/4	15/32"	12	30	1	x	x				C4VY 8620-A	
P/S (exc. A/C)	C3TE 8620-C	40 3/4	15/32"			1				x		C3TZ 8620-J	
A/C	C4AE 8620-D	43 3/4	15/32"	12	30, 35	2	x	x				B9SZ 8620-A	
A/C	C0AE 8620-E	39	1/2"			1					x	C0AE 8620-E	
P/S with A/C	C0AE 8620-E	39	1/2"			1				x		C0AE 8620-E	
(Delco) Optional X/C	C6AE 8620-E	44	15/32"	12	40	1	x	x				C2AZ 8620-N	
(Bosch) Optional X/C	C4TE 8620-AD	45	3/8"	12	50	1	x	x				C2AZ 8620-J	
Alternator	C6ZE 8620-E	36 3/4	15/32"	12	50	1		x				C4DZ 8620-D	
Alternator	EDD 2890-D	54 7/32	15/32"	12	60	2		x	x			C0AZ 8620-C	
FORD (352)-Standard	EDC 8620-A	44 13/32	3/8"	12	30	1	x	x				EDC 8620-A	
Std. X/C	C4AE 8620-D	43 3/4	15/32"	12	30	1	x	x				B9SZ 8620-A	
A/C	EDC 8620-E	43 3/16	3/8"	12	30, 35	2	x	x				C0AZ 8620-B	
A/C	C5AE 8620-L	44 1/4	1/2"			1					x	C2TZ 8620-AA	
P/S (exc. A/C)	C6DE 8620-E	38 1/2	15/32"			1				x		C0AZ 8620-AA	
P/S, A/C	C8TA 8620-F	37	1/2"			1				x		C0AZ 8620-AC	
(Delco) Optional	C5AE 8620-R	42 3/4	15/32"	12	40	1	x	x				C0AZ 8620-Z	
(Bosch) Optional	C4AE 8620-D	43 3/4	15/32"	12	50	1	x	x				B9SZ 8620-A	
Alternator	C4TE 8620-AD	45	3/8"	12	50	2		x	x			C2AZ 8620-J	
T/BIRD (352)-Standard	EDC 8620-A	44 13/32	3/8"	12	30	1	x	x				EDC 8620-A	
(352)-A/C	EDC 8620-E	43 3/16	3/8"	12	30	2	x	x				C0AZ 8620-B	
(352)-A/C	C5AE 8620-L	44 1/4	1/2"			1					x	C2TZ 8620-AA	
(352)-P/S	C8TA 8620-F	37	1/2"			1				x		C0AZ 8620-AC	
T/BIRD (430)-Standard	C4AE 8620-D	43 3/4	15/32"	12	30	2	x	x				B9SZ 8620-A	
(430)-A/C	C5AE 8620-R	42 3/4	15/32"	12	30	2	x	x				C0AZ 8620-Z	
(430)-A/C	C5AE 8620-L	44 1/4	1/2"			1					x	C2TZ 8620-AA	
(430)-P/S	C6DE 8620-E	38 1/2	15/32"			1				x		C0AZ 8620-AA	

8620 BELT - WATER PUMP, FAN and GENERATOR - continued

YEAR	MODEL	BELT IDENTIFICATION MARKING	S.A.E. LENGTH (INCHES)	BELT SIZE	ELECTRICAL			APPLICATION					PART NUMBER		
					VOLT	AMPS	QTY.	FAN	GENERATOR	WATER PUMP	ALTERNATOR	POWER STRG.		COMPRESSOR	
61	FALCON (144,170)-Std.	C5DE 8620-D	33 1/4	15/32"	12	25, 30	1		x	x					C3DZ 8620-B
	A/C	C6DE 8620-F	37 1/4	15/32"	12	25, 30	1		x	x					C1UZ 8620-B
	A/C	ECE 8620-A	49 3/8	1/2"			1						x		B5A 8620-C
	(Delco) Optional (D.S.O.)	C5OE 8620-A	34 1/2	15/32"	12	35	1		x	x					C2OZ 8620-M
	(Delco or Bosch) - Optional	C6ZE 8620-E	36 3/4	15/32"	12	40, 50	1		x	x					C4DZ 8620-D
	(Delco) Optional	C2AE 8620-AH	35 1/2	15/32"	12	35	2		x	x					C3AZ 8620-A
	FORD (223)-Standard	C6DE 8620-H	36	15/32"	12	30	1		x	x					B7AZ 8620-C
	Std. X/C	C2AE 8620-AH	35 1/2	15/32"	12	30	1		x	x					C3AZ 8620-A
	P/S (exc. A/C)	C2AE 8620-T	33 1/2	1/2"			1					x			C1AE 8620-A
	A/C	C2AE 8620-AC	37 7/16	3/8"	12	30	1		x	x					B7A 8620-L
A/C	C2AE 8620-B	51 1/32	1/2"			1						x		C0AZ 8620-S	
(Delco) Optional	C4RA 8620-AH	37 3/4	15/32"	12	40	1		x	x					C2AZ 8620-G	
(Delco)-Optional (D.S.O.)	C2TE 8620-T	38 1/32	3/8"	12	40	2		x	x					B9A 8620-C	
(Autolite) Optional	C6ZE 8620-E	36 3/4	15/32"	12	40	1		x	x					C4DZ 8620-D	
Alternator	C2AE 8620-AC	37 7/16	3/8"	12	50	2		x	x					B7A 8620-L	
Alternator (D.S.O.)	C4TE 8620-N	40	15/32"	12	40	1		x	x					C2AZ 8620-H	
FORD (292)-Std.	C4TE 8620-AD	45	3/8"	12	30, 35	1		x	x					C2AZ 8620-J	
Std. X/C-Note 3	C4VE 8620-A	44 1/4	15/32"	12	30, 35	1		x	x					C4VY 8620-A	
Std. X/C-Note 4	EDC 8620-A	44 13/32	3/8"	12	30	1		x	x					EDC 8620-A	
P/S (exc. A/C)	C6TE 8620-A	41	1/2"			1					x			C2OZ 8620-R	
A/C	C5AE 8620-R	42 3/4	15/32"	12	30, 35	2		x	x					C0AZ 8620-Z	
A/C	C2AE 8620-V	37 19/32	1/2"			1						x		B8LY 8620-A	
P/S with A/C	C0AE 8620-E	39	1/2"			1					x			C0AE 8620-E	
(Delco) Optional	C6AE 8620-E	44	15/32"	12	40	1		x	x					C2AZ 8620-N	
(Bosch) Optional	C4TE 8620-AD	45	3/8"	12	50	1		x	x					C2AZ 8620-J	
(Leece-Neville) Alternator with A/C (D.S.O.)	C4TE 8620-N	40	15/32"	12	40	2		x	x					C2AZ 8620-H	
(Leece-Neville) Alternator With A/C (D.S.O.)	C6AE 8620-H	41 3/4	15/32"	12	40	1		x	x					B9AZ 8620-A	
(Leece-Neville) Alternator	C6AE 8620-H	41 3/4	15/32"	12	50	2	x		x	x				B9AZ 8620-A	
Alternator	C6AE 8620-H	41 3/4	15/32"	12	60	2		x	x					B9AZ 8620-A	
FORD (352, 390)-Std. -Note 5	EDC 8620-A	44 13/32	3/8"	12	30, 35	1		x	x					EDC 8620-A	
Std. -Note 6	C6AE 8620-E	44	15/32"	12	30, 35	1		x	x					C2AZ 8620-N	
Std. X/C-Note 5	C4AE 8620-D	43 3/4	15/32"	12	30, 35	1		x	x					B9SZ 8620-A	
Std. X/C-Note 6	C4AE 8620-K	43 1/4	15/32"	12	30, 35	1		x	x					B8A 8620-F	
P/S (exc. A/C)	C6AE 8620-J	38 3/4	1/2"			1					x			C0AZ 8620-AB	
A/C- Note 5	C4TE 8620-M	41 1/4	15/32"	12	30, 35	2		x	x					C4AZ 8620-A	
A/C - Note 6	C6AE 8620-H	41 3/4	15/32"	12	30, 35	2		x	x					B9AZ 8620-A	
A/C	C8OE 8620-B	41 1/2	1/2"			1						x		B6SZ 8620-A	
P/S, A/C	C8TA 8620-F	37	1/2"			1					x			C0AZ 8620-AC	
(Delco) Optional	C5AE 8620-R	42 3/4	15/32"	12	40	1		x	x					C0AZ 8620-Z	
(Bosch) Optional	C4AE 8620-D	43 3/4	15/32"	12	50	1		x	x					B9SZ 8620-A	
(Leece-Neville) Alternator With A/C (D.S.O.)	C4TE 8620-N	40	15/32"	12	40	2		x	x					C2AZ 8620-H	
(Leece-Neville) Alternator Exc. A/C (D.S.O.)	C6AE 8620-H	41 3/4	15/32"	12	40	2		x	x					B9AZ 8620-A	
(Leece-Neville) Alternator	C6AE 8620-H	41 3/4	15/32"	12	50	2		x	x					B9AZ 8620-A	
FORD (390 Special)-Std.	C2AE 8620-AD	45 5/16	3/8"	12	30	1		x	x					C2AZ 8620-B	

NOTE 3 - "Before 7/24/61" NOTE 4 - "From 7/24/61" NOTE 5 - "Before 4/15/61" NOTE 6 - "From 4/15/61"

♠ (1) Used for Single Belt Drive, (2) Used for Dual Belt Drive

8620 BELT - WATER PUMP, FAN and GENERATOR - continued

YEAR	MODEL	BELT IDENTIFICATION MARKING	S.A.E. LENGTH (INCHES)	BELT SIZE	ELECTRICAL		QTY.	APPLICATION					PART NUMBER
					VOLT	AMPS		FAN	GENERATOR	WATER PUMP	ALTERNATOR	POWER STRG.	
61	T/BIRD (390)-Std.-Note 5	EDC 8620-A	44 13/32	3/8"	12	30	1	x	x				EDC 8620-A
	Std.-Note 6	C6AZ 8620-E	44	15/32"	12	30	1	x	x				C2AZ 8620-N
	P/S(exc. A/C)	C5TE 8620-N	42 1/2	1/2"			1				x		C5TZ 8620-B
	A/C-Note 5	C4TE 8620-M	41 1/4	15/32"	12	30	2	x	x				C4AZ 8620-A
	A/C-Note 6	C6AE 8620-H	41 3/4	15/32"	12	30	2	x	x				B9AZ 8620-A
	A/C	C8OE 8620-B	41 1/2	1/2"			1					x	B6SZ 8620-A
	P/S with A/C	C6AE 8620-J	38 3/4	1/2"							x		C0AZ 8620-AB
62	FALCON (144, 170)-Std.	C5DE 8620-D	33 1/4	15/32"	12	25, 30	1	x	x				C3DZ 8620-B
	A/C	ECE 8620-A	49 3/8	1/2"			1					x	B5A 8620-C
	A/C	C6DE 8620-F	37 1/4	15/32"	12	25, 30	1	x	x				C1UZ 8620-B
	FAIRLANE (170)-Std.	C5DE 8620-D	33 1/4	15/32"	12	30	1	x	x				C3DZ 8620-B
	A/C	C6ZE 8620-E	36 3/4	15/32"	12	30	1	x	x				C4DZ 8620-D
	A/C	C2TE 8620-L	47 1/4	19/32"			1					x	♦C2TZ 8620-M
	A/C	C7TA 8620-S	53 1/2	1/2"			1					x	▲C2OZ 8620-S
	P/S (F/M exc. A/C)	C4TE 8620-AE	44 1/2	15/32"			1				x		B8AZ 8620-E
	Alternator	C5OE 8620-A	34 1/2	15/32"	12	40	2		x	x			C2OZ 8620-M
	Alternator	C2OE 8620-E	35	3/8"	12	60	2		x	x			C2OZ 8620-G
	FAIRLANE (221, 260)-Std.	C4SE 8620-C	49	15/32"	12	30	1	x	x				C2OZ 8620-L
	Std. X/C	C4SE 8620-C	49	15/32"	12	30	2	x	x				C2OZ 8620-L
	P/S (exc. A/C)	C5AE 8620-F	45 3/4	1/2"			1				x		C2OZ 8620-B
	P/S with A/C	C5AE 8620-L	44 1/4	1/2"			1					x	C2TZ 8620-AA
	A/C	C4SE 8620-C	49	15/32"	12	30	2	x	x				C2OZ 8620-L
	A/C	C6TE 8620-A	41	1/2"			1					x	C2OZ 8620-R
	Alternator	C4SE 8620-C	49	15/32"	12	40, 60	2		x	x			C2OZ 8620-L
	FORD (223)-Standard	C6DE 8620-H	36	15/32"	12	30	1	x	x				B7AZ 8620-C
	Std. X/C	C2AE 8620-AH	35 1/2	15/32"	12	30	1	x	x				C3AZ 8620-A
	P/S (exc. A/C)	C2AE 8620-T	33 1/2	1/2"			1					x	C1AZ 8620-A
	A/C-"Before 6/1/62"	C2AE 8620-AC	37 7/16	3/8"	12	30	1	x	x				B7A 8620-L
	A/C-"From 6/1/62"	C2AE 8620-AJ	37 3/4	15/32"	12	30	1	x	x				C2AZ 8620-G
	A/C	C2AE 8620-B	51 1/32	1/2"			1					x	C0AZ 8620-S
(Delco) Optional	C4RA 8620-AH	37 3/4	15/32"	12	40	1	x	x				C2AZ 8620-G	
(Autolite) Optional	C6ZE 8620-E	36 3/4	15/32"	12	40	1	x	x				C4DZ 8620-D	
Alternator	C2AE 8620-AC	37 7/16	3/8"	12	60	2		x	x			B7A 8620-L	
(Autolite) Alternator (D. S. O.)	C2TE 8620-AD	38 19/32	15/32"	12	40	1		x	x			B9A 8620-B	
(Leece-Neville) Alternator	C4TE 8620-J	40	15/32"	12	40	2		x	x			C2AZ 8620-H	
FORD (292)-Standard	C4TE 8620-AD	45	3/8"	12	30	1	x	x				C2AZ 8620-J	
Std. X/C	EDC 8620-A	44 13/32	3/8"	12	30	1	x	x				EDC 8620-A	
P/S (exc. A/C)	C6TE 8620-A	41	1/2"			1					x	C2OZ 8620-R	
P/S with A/C	C0AE 8620-E	39	1/2"			1					x	C0AE 8620-E	
A/C	C5AE 8620-R	42 3/4	15/32"	12	30, 35	2	x	x				C0AZ 8620-Z	
A/C	C2AE 8620-V	37 19/32	1/2"			1					x	B8LY 8620-A	
(Delco) Optional	C6AE 8620-E	44	15/32"	12	40	1	x	x				C2AZ 8620-N	
(Autolite) Optional	EDC 8620-A	44 13/32	3/8"	12	40	2	x	x				EDC 8620-A	
Alternator	C6AE 8620-H	41 3/4	15/32"	12	40, 60	2		x	x			B9AZ 8620-A	
Std. X/C	C2AE 8620-G	43 1/4	15/32"	12	30	1	x	x				B8A 8620-F	

♦ "From 4/2/62" but "Before 6/11/62" ▲ "From 6/11/62" ♦ (1) used for single belt drive, (2) use for dual belt drive
 NOTE 5 - "Before 4/15/61" NOTE 6 - "From 4/15/61"

8620 BELT - WATER PUMP, FAN and GENERATOR - continued

YEAR	MODEL	BELT IDENTIFICATION MARKING	S.A.E. LENGTH (INCHES)	BELT SIZE	ELECTRICAL		QTY.	APPLICATION					PART NUMBER	
					VOLT	AMPS		FAN	GENERATOR	WATER PUMP	ALTERNATOR	POWER STRG.		COMPRESSOR
62	FORD (352, 390)-Std. †	C6AE 8620-E	44	15/32"	12	30	1		x	x			C2AZ 8620-N	
	(Ford) Optional X/C †	C6AE 8620-H	41 3/4	15/32"	12	40	2		x	x			B9AZ 8620-A	
	(Autolite) Optional X/C ‡	5752164	42 1/8	3/8"	12	40	2		x	x			B8LY 8620-B	
	P/S(exc. A/C)	C6AE 8620-J	38 3/4"	1/2"			1					x	C0AZ 8620-AB	
	P/S with A/C	C8TA 8620-F	37	1/2"			1					x	C0AZ 8620-AC	
	A/C	C6AE 8620-H	41 3/4	15/32"	12	30, 35	2		x	x			B9AZ 8620-A	
	A/C	C8OE 8620-B	41 1/2	1/2"			1					x	B6SZ 8620-A	
	(Delco) Optional	C5AE 8620-R	42 3/4	15/32"	12	40	1		x	x			C0AZ 8620-Z	
	(Autolite) Optional	C4AE 8620-D	43 3/4	15/32"	12	40	1		x	x			B9SZ 8620-A	
	Alternator †	C6AE 8620-H	41 3/4	15/32"	12	40, 60	2			x	x		B9AZ 8620-A	
	Alternator X/C ‡	C4TE 8620-N	40	15/32"	12	40, 60	2			x	x		C2AZ 8620-H	
	FORD (390, 406 Special)-Std.	C2AE 8620-AD	45 5/16	3/8"	12	30	1	x	x	x			C2AZ 8620-B	
	T/BRD (390)-Standard	C6AE 8620-E	44	15/32"	12	30	1		x	x			C2AZ 8620-N	
	P/S(exc. A/C)	C5TE 8620-N	42 1/2	1/2"			1					x	C5TZ 8620-B	
P/S with A/C	C6AE 8620-J	38 3/4	1/2"			1					x	C0AZ 8620-AB		
A/C	C6AE 8620-H	41 3/4	15/32"	12	30	2		x	x			B9AZ 8620-A		
A/C	C8OE 8620-B	41 1/2	1/2"			1					x	B6SZ 8620-A		
63	FALCON (144, 170)-Std.	C5DE 8620-D	33 1/4	15/32"	12	25, 30	1	x	x	x			C3DZ 8620-B	
	A/C	ECE 8620-A	49 3/8	1/2"			1					x	B5A 8620-C	
	A/C	C6DE 8620-F	37 1/4	15/32"	12	25, 30	1		x	x			C1UZ 8620-B	
	A/C ‡	C5DE 8620-E	47 1/2	15/32"	12	25	2		x	x			C3DZ 8620-A	
	P/S(w/A/C)	C6AE 8620-E	44	15/32"			1			x			C2AZ 8620-N	
	P/S(exc. A/C)	C4TE 8620-AE	44 1/2	15/32"			1					x	B8AZ 8620-E	
	FALCON (260)-Std.	C4SE 8620-C	49	15/32"	12	30	1		x	x			C2OZ 8620-L	
	A/C-"Before 5/15/63"	C3OE 8620-H	56	1/2"			1						x	C3AZ 8620-C
	A/C-"From 5/15/63"	C4AE 8620-F	56 1/2	1/2"			1						x	C4AZ 8620-D
	FAIRLANE (170)-Std.	C5DE 8620-D	33 1/4	15/32"	12	30	1	x	x	x				C3DZ 8620-B
	A/C #	C2AE 8620-AH	35 1/2	15/32"	12	30	1		x	x				C3AZ 8620-A
	A/C \$	C6OE 8620-B	35	15/32"	12	30	1		x	x				C2OZ 8620-P
	A/C	C7ZE 8620-B	54 1/4	1/2"			1			x			x	C7ZZ 8620-B
	P/S (F/M-exc. A/C)	C4TE 8620-AE	44 1/2	15/32"			1					x		B8AZ 8620-E
Alternator	C5OE 8620-A	34 1/2	15/32"	12	40	2			x	x			C2OZ 8620-M	
Alternator	C2OE 8620-E	35	3/8"	12	60	2			x	x			C2OZ 8620-G	
FAIRLANE (200)-Std.	C6ZE 8620-A	32 1/2	15/32"	12	30	1		x	x				C3OZ 8620-D	
P/S	C6AE 8620-E	44	15/32"			1						x	C2AZ 8620-N	
A/C \$#	C6OE 8620-B	35	15/32"	12	30	1	x	x	x				C2OZ 8620-P	
Alternator	C3UE 8620-C	34	15/32"	12	40	2			x	x			C3UZ 8620-A	
Alternator	C5OE 8620-A	34 1/2	15/32"	12	60	2			x	x			C2OZ 8620-M	
FAIRLANE (221, 260)-Std.	C4SE 8620-C	49	15/32"	12	30	1		x	x				C2OZ 8620-L	
Std. X/C	C4SE 8620-C	49	15/32"	12	30	2		x	x				C2OZ 8620-L	
P/S	C5OE 8620-G	39 1/2	1/2"			1						x	C3OZ 8620-A	
A/C	C4SE 8620-C	49	15/32"	12	30	2		x	x				C2OZ 8620-L	
A/C-"Before 5/15/63"	C3OE 8620-H	56	1/2"			1		x					x	C3AZ 8620-C
A/C-"From 5/15/63"	C4AE 8620-F	56 1/2	1/2"			1							x	C4AZ 8620-D
Alternator	C4SE 8620-C	49	15/32"	12	40, 60	2			x	x			C2OZ 8620-L	

‡ With or without power steering \$ Integral # Hang on † Without Fan Clutch ‡ With Fan Clutch

8620 BELT - WATER PUMP, FAN and GENERATOR - continued

YEAR	MODEL	BELT IDENTIFICATION MARKING	S.A.E. LENGTH (INCHES)	BELT SIZE	ELECTRICAL		APPLICATION					PART NUMBER	
					VOLT	AMPS	QTY.	FAN	GENERATOR	WATER PUMP	ALTERNATOR		POWER STRG.
63	FAIRLANE (289 Spec.)-Std.	C6AE 8620-T	51 1/2	15/32"			1						C30Z 8620-F
	FORD (223)-Std.	C6DE 8620-H	36	15/32"	12	30	1	x	x				B7AZ 8620-C
	Std. X/C	C2AE 8620-AH	35 1/2	15/32"	12	30	1	x	x				C3AZ 8620-A
	P/S(exc. A/C)	C2AE 8620-T	33 1/2	1/2"			1				x		C1AZ 8620-A
	A/C	C2AE 8620-B	51 1/32	1/2"			1					x	C0AZ 8620-S
	A/C	C4RA 8620-AH	37 3/4	15/32"	12	30	1	x	x				C2AZ 8620-G
	(Autolite) Optional	C6ZE 8620-E	36 3/4	15/32"	12	40	1	x	x				C4DZ 8620-D
	Alternator	C4TE 8620-N	40	15/32"	12	40	2	x	x	x			C2AZ 8620-H
	Alternator	C2AE 8620-AC	37 7/16	3/8"	12	60	2		x	x			B7A 8620-L
	(Motorola) Alternator (D.S.O.)	C2TE 8620-AD	38 19/32	15/32"	12	40	2	x	x	x			B9A 8620-B
	FORD (260, 289)-Std.	C4SE 8620-C	49	15/32"	12	30	1	x	x				C20Z 8620-L
	Std. S/C	C4SE 8620-C	49	15/32"	12	30	2	x	x				C20Z 8620-L
	P/S	C5OE 8620-G	39 1/2	1/2"			1				x		C30Z 8620-A
	A/C	C4SE 8620-C	49	15/32"	12	30	2	x	x				C20Z 8620-L
	A/C-"Before 5/15/63"	C3OE 8620-H	56	1/2"			1		x			x	C3AZ 8620-C
	A/C-"From 5/15/63"	C4AE 8620-F	56 1/2	1/2"			1					x	C4AZ 8620-D
	Alternator	C4SE 8620-C	49	15/32"	12	40, 60	2		x	x			C20Z 8620-L
	FORD (352, 390)-Std. +	C6AE 8620-E	44	15/32"	12	30	1	x	x				C2AZ 8620-N
	Std. X/C	C4AE 8620-K	43 1/4	15/32"	12	30	1	x	x				B8A 8620-F
	(Ford) Optional X/C +	C6AE 8620-H	41 3/4	15/32"	12	40	2	x	x				B9AZ 8620-A
	(Autolite) Optional X/C ‡	5752164	42 1/8	3/8"	12	40	2	x	x				B8LY 8620-B
	P/S (exc. A/C)	C6AE 8620-J	38 3/4	1/2"			1				x		C0AZ 8620-AB
	% P/S with A/C	C8TA 8620-F	37	1/2"			1				x		C0AZ 8620-AC
	# P/S with A/C	C5DE 8620-E	47 1/2	15/32"			1		x		x		C3DZ 8620-A
	\$ A/C	C6AE 8620-H	41 3/4	15/32"	12	30	2	x	x				B9AZ 8620-A
	# A/C	C4AE 8620-H	42 1/4	15/32"			2	x	x				C3VY 8620-B
	\$% A/C	C8OE 8620-A	41 1/2	1/2"			1				x		B6SZ 8620-A
	\$# A/C	C5AE 8620-L	44 1/4	1/2"			1				x		C2TZ 8620-AA
	\$% P A/C	C4SE 8620-B	58 1/4	1/2"			1				x		C4SZ 8620-B
	Alternator +	C6AE 8620-H	41 3/4	15/32"	12	40, 60	2		x	x			B9AZ 8620-A
	Alternator X/C ‡	C4TE 8620-N	40	15/32"	12	40, 60	2		x	x			C2AZ 8620-H
	\$\$ Alternator	C3AE 8620-A	51 1/4	15/32"	12	60	2		x	x			C3AZ 8620-D
	FORD (406, 427 Special)-Std.	C2AE 8620-AD	45 5/16	3/8"	12	30	1	x	x				C2AZ 8620-B
	427-Std. ◊	C3ME 8620-A	43	3/8"	12	40	1	x	x	x			C3MY 8620-A
	T/BIRD (390)-Std. ◊	C4AE 8620-H	42 1/4	15/32"	12	30, 40	1		x	x			C3VY 8620-B
	P/S(exc. A/C)	C5TE 8620-N	42 1/2	1/2"			1				x		C5TZ 8620-B
	P/S with A/C	C6AE 8620-J	38 3/4	1/2"			1				x		C0AZ 8620-AB
	A/C ◊	C3SE 8620-A	39 3/4	15/32"	12	40	2		x	x			C3SZ 8620-A
	A/C	C8OE 8620-B	41 1/2	1/2"			1					x	B6SZ 8620-A

⚙ (1) used for single belt drive (2) used for dual belt drive
 % For units without vibration modification kit (idler pulley) ◊ Ford Alternator ‡ With Fan Clutch + Without Fan Clutch
 \$\$ D.S.O. -390 C.I.D. P/I with 60 amp. Leece-Neville top mounted alternator
 ◊ For units with vibration modification kit (idler pulley) \$ Integral # Hang-on

8620 BELT - WATER PUMP, FAN and GENERATOR - continued

YEAR	MODEL	BELT IDENTIFICATION MARKING	S.A.E. LENGTH (INCHES)	BELT SIZE	ELECTRICAL		APPLICATION						PART NUMBER		
					VOLT	AMPS	QTY.	FAN	GENERATOR	WATER PUMP	ALTERNATOR	POWER STRG.		COMPRESSOR	
64	FALCON (144,170,200)														
	Std. (144, 170)	C5DE 8620-D	33 1/4	15/32"	12		1		x	x				C3DZ 8620-B	
	Std. (200)-"Before 11/20/63"	C5DE 8620-D	33 1/4	15/32"			1	x	x	x				C3DZ 8620-B	
	Std. (200)-"From 11/20/63"	C6ZE 8620-A	32 1/2	15/32"			1	x	x	x				C3OZ 8620-D	
	A/C ∇ -"Before 3/2/64"	C5DE 8620-E	47 1/2	15/32"	12		2		x	x			x	C3DZ 8620-A	
	A/C ∇ - "From 3/2/64"	C7TE 8620-A	45	1/2"			1	x					x	C4DZ 8620-E	
	A/C (exc. P/S)-"From 3/2/64"	C6ZE 8620-E	36 3/4	15/32"	12		1	x	x	x				C4DZ 8620-D	
	A/C with P/S-"From 3/2/64"	C4ZE 8620-C	46 1/4	15/32"	12		1	x		x			x	B7Q 8620-A	
	A/C with P/S-"From 3/2/64"	C6ZE 8620-A	32 1/2	15/32"	12		1		x				x	C3OZ 8620-D	
	P/S(exc. A/C)-"Before 3/2/64"	C4TE 8620-AE	44 1/2	15/32"			1						x	B8AZ 8620-E	
	P/S (exc. A/C)-"From 3/2/64"	C5DE 8620-D	33 1/4	15/32"	12		1	x		x			x	C3DZ 8620-B	
	FALCON (260)-Std.		C4SE 8620-C	49	15/32"	12		1	x	x	x				C2OZ 8620-L
	Std. X/C		C4SE 8620-C	49	15/32"	12		2		x	x				C2OZ 8620-L
	A/C ∇		C4SE 8620-C	49	15/32"	12		2		x	x				C2OZ 8620-L
	P/S ∇		C5OE 8620-G	39 1/2	1/2"			1					x		C3OZ 8620-A
	A/C ∇		C4AE 8620-F	56 1/2	1/2"			1			x			x	C4AZ 8620-D
	FAIRLANE (170, 200)														
	Std. (170) \oplus		C3DE 8620-B	33 1/4	15/32"	12		1	x	x	x				C3DZ 8620-B
Std. (170, 200) \ominus		C6ZE 8620-A	32 1/2	15/32"	12		1	x	x	x				C3OZ 8620-D	
P/S (200)		C4TE 8620-AE	44 1/2	15/32"			1					x		B8AZ 8620-E	
A/C \ominus		C2AE 8620-AH	35 1/2	15/32"	12		1		x	x				C3AZ 8620-A	
A/C \ominus		C6OE 8620-B	35	15/32"			1		x	x				C2OZ 8620-P	
A/C		C7ZE 8620-B	54 1/4	1/2"			1						x	C7ZZ 8620-B	
(Leece-Neville) Alternator \oplus		C5OE 8620-A	34 1/2	15/32"	12	40	2		x	x				C2OZ 8620-M	
(Leece-Neville) Alternator \ominus		C5DE 8620-C	34	15/32"	12	40	2		x	x				C3UZ 8620-A	
(Ford) Alternator \oplus		C5DE 8620-C	34	15/32"	12	42	2		x	x				C3UZ 8620-A	
(Ford) Alternator \ominus		C5DE 8620-D	33 1/4	15/32"	12	42	2		x	x				C3DZ 8620-B	
(Leece-Neville) Alternator \oplus		C2OE 8620-E	35	3/8"	12	60	2		x	x				C2OZ 8620-G	
(Leece-Neville) Alternator \ominus		C5OE 8620-A	34 1/2	15/32"	12	60	2		x	x				C2OZ 8620-M	
FAIRLANE (260, 289 exc. Spec.)-Std.		C4SE 8620-C	49	15/32"	12	30	1	x	x	x				C2OZ 8620-L	
X/C or A/C		C4SE 8620-C	49	15/32"	12		2		x	x				C2OZ 8620-L	
P/S ∇		C5OE 8620-G	39 1/2	1/2"			1					x		C3OZ 8620-A	
A/C		C4AE 8620-F	56 1/2	1/2"			1						x	C4AZ 8620-D	
(Leece-Neville) Alternator		C4SE 8620-C	49	15/32"	12	40, 60	2	x		x	x			C2OZ 8620-L	
(Ford) Alternator		C5DE 8620-E	47 1/2	15/32"	12	42	2	x		x	x			C3DZ 8620-A	
FAIRLANE (289 Spec.)-Std.		C6AE 8620-T	51 1/2	15/32"			1	x	x	x				C3OZ 8620-F	
FORD (223)-Std.		C6DE 8620-H	36	15/32"	12	30	1		x	x				B7AZ 8620-C	
Std. X/C		C2AE 8620-AH	35 1/2	15/32"	12	30	1		x	x				C3AZ 8620-A	
P/S (exc. A/C)		C2AE 8620-T	33 1/2	1/2"			1					x		C1AZ 8620-A	
A/C		C4RA 8620-AH	37 3/4	15/32"	12	30	1		x	x				C2AZ 8620-G	
A/C		C2AE 8620-B	51 1/32	1/2"			1						x	C0AZ 8620-S	
(Autolite) Optional		C6ZE 8620-E	36 3/4	15/32"	12	40	1	x	x	x				C4DZ 8620-D	
(Leece-Neville) Alternator		C4TE 8620-N	40	15/32"	12	40	2	x		x	x			C2AZ 8620-H	
(Leece-Neville) Alternator		C2AE 8620-AC	37 7/16	3/8"	12	60	2	x		x	x			B7A 8620-L	
(Ford) Alternator ∇		C4AE 8620-B	39	15/32"	12	42	2	x		x	x			C4AZ 8620-C	

\oplus "Before 11/20/63"-170 C.I.D. ∇ With or without P/S \bullet (1) used for single belt drive, (2) used for dual belt drive
 \ominus "From 11/20/63"-170 and 200 C.I.D. ∇ With or Without A/C

8620 BELT - WATER PUMP, FAN and GENERATOR - continued

YEAR	MODEL	BELT IDENTIFICATION MARKING	S.A.E. LENGTH (INCHES)	BELT SIZE	ELECTRICAL		APPLICATION						PART NUMBER	
					VOLT	AMPS	QTY.	FAN	GENERATOR	WATER PUMP	ALTERNATOR	POWER STRG.		COMPRESSOR
64	FORD (289)Std.	C4SE 8620-C	49	15/32"	12	30	1	x	x	x				C2OZ 8620-L
	(Autolite) Optional	C4SE 8620-C	49	15/32"	12	40	2	x	x	x				C2OZ 8620-L
	P/S	C5OE 8620-G	39 1/2	1/2"			1					x		C3OZ 8620-A
	A/C\$ #	C4SE 8620-C	49	15/32"	12	40	2	x	x	x				C2OZ 8620-L
	A/C\$ #	C4AE 8620-F	56 1/2	1/2"			1						x	C4AZ 8620-D
	(Leece-Neville) Alternator	C4SE 8620-C	49	15/32"	12	40, 60	2	x		x	x			C2OZ 8620-L
	(Ford) Alternator	C5DE 8620-E	47 1/2	15/32"	12	42	2	x		x	x			C3DZ 8620-A
	FORD (352, 390)-Std. †	C6AE 8620-E	44	15/32"	12	30	1		x	x				C2AZ 8620-N
	Optional X/C †	C4AE 8620-K	43 1/4	15/32"			1	x	x	x				B9A 8620-F
	(Autolite) Optional X/C #*	5752164	42 1/8	3/8"	12	40	2	x	x	x				B8LY 8620-B
	(Autolite) Optional X/C †*	C4SE 8620-A	42	15/32"	12	40	2	x	x	x				C4SZ 8620-A
	(Autolite) Optional †	C4AE 8620-D	43 3/4	15/32"	12	40	2	x	x	x				B9SZ 8620-A
	(Ford) Optional X/C †	C6AE 8620-H	41 3/4	15/32"	12	30	2	x	x	x				B9AZ 8620-A
	P/S(exc. A/C)	C5OE 8620-G	39 1/2	1/2"			1					x		C3OZ 8620-A
	P/S (w/A/C)	C4SE 8620-C	49	15/32"			1			x		x		C2OZ 8620-L
	# Production Installation (with Idler)													
	P/S(w/A/C)	C8TA 8620-F	37	1/2"			1					x		C0AZ 8620-AC
	# Dealer Installation (without Idler)													
	P/S (w/A/C) \$	C4SE 8620-C	49	15/32"			1					x		C2OZ 8620-L
	A/C #	C4AE 8620-D	43 3/4	15/32"			1		x	x				B9SZ 8620-A
	# Production Installation (with Idler)													
	A/C #	C4AE 8620-H	42 1/4	15/32"			2	x	x	x				C3VY 8620-B
	# Dealer Installation (without Idler)													
	A/C \$	C4AE 8620-D	43 3/4	15/32"			1		x	x				B9SZ 8620-A
	A/C #	C4AE 8620-F	56 1/2	1/2"			1						x	C4AZ 8620-D
	# Production Installation (with Idler)													
	A/C #	C5AE 8620-L	44 1/4	1/2"			1						x	C2TZ 8620-AA
	# Dealer Installation (without Idler)													
	A/C \$	C4AE 8620-F	56 1/2	1/2"			1						x	C4AZ 8620-D
	(Leece-Neville) Alternator †	C6AE 8620-H	41 3/4	15/32"	12	40	2	x		x	x			B9AZ 8620-A
	(Leece-Neville) Alternator †	C4TE 8620-N	40	15/32"	12	40	2	x		x	x			C2AZ 8620-H
	(Ford) Alternator †	C4TE 8620-M	41 1/4	15/32"	12	42	2	x		x	x			C4AZ 8620-A
	(Ford) Alternator †	C4AE 8620-A	39 1/2	15/32"	12	42	2	x		x	x			C4AZ 8620-B
	(Ford) Alternator-Police-390	C4AE 8620-H	42 1/4	15/32"	12	42	2	x		x	x			C3VY 8620-B
	(Leece-Neville) Alternator †	C6AE 8620-H	41 3/4	15/32"	12	60	2	x		x	x			B9AZ 8620-A
	(Leece-Neville) Alternator †	C4TE 8620-N	40	15/32"	12	60	2	x		x	x			C2AZ 8620-H
	(Leece-Neville) Alternator † (D. S. O.) - top mounted	C3AE 8620-A	51 1/4	15/32"	12	60	2	x		x	x			C3AZ 8620-D
	FORD (427)Std. ◊	C3ME 8620-A	43	3/8"	12	40	1	x		x	x			C3MY 8620-A
	T/BIRD (390)Std. ◊	C4AE 8620-H	42 1/4	15/32"	12	40	1			x	x			C3VY 8620-B
	P/S(exc. A/C)	C5TE 8620-N	42 1/2	1/2"			1					x		C5TZ 8620-B
	P/S with A/C	C4SE 8620-C	49	15/32"			1			x		x		C2OZ 8620-L
	A/C with P/S ◊	C4SE 8620-A	42	15/32"	12	52	1			x	x			C4SZ 8620-A
	(Ford) Alternator ▲	C4AE 8620-H	42 1/4	15/32"	12	42	1			x	x			C3VY 8620-B
	A/C	C4SE 8620-B	58 1/4	1/2"			1						x	C4SZ 8620-B

◊ With or without Air Conditioning

\$ Integral

Hang on

* "Before 3/28/64"

◊ "From 3/28/64"

† Without Fan Clutch

‡ With Fan Clutch

● (1) Used for single belt drive, (2) Used for dual belt drive

◊ Ford Alternator

▲ With Transistorized Ignition

FORD CAR PARTS

SECTION 86.2

429

YEAR	MODEL	CYL.	C.I.D.	DESCRIPTION	QTY.	PART NUMBER
8A621 SPACER - FAN SHROUD						
63	A-with A/C		"Before 8/2/63"	8 352,390 Steel tubing-. 21" I. D. x . 44" O. D. x . 76" long-use w/C3MY 8148-A & C2MY 8600-A	2	C3AZ 8A621-A
63/64	B-with A/C			8 221,260 289 Cut to . 25" long	AR	
63/64	A-with A/C		"From 8/2/63"	8 352,390 Steel tubing-. 21" I. D. x . 44" O. D. x 1. 04" long used w/(8148) panel	2	C3AZ 8A621-B
8A626 STRAP - FAN SHROUD						
61/63	S-with A/C			8 390 Steel-. 048" x 1" x 4"-Improvise	1	*C1SS 8A626-A
64/	S-with A/C			8 390 Included in C4SZ 8147-A-if needed loose, improvise from steel . 048" x 2" x 3. 52"	1	*C4SA 8A626-A
8630 LOCK RING - WATER PUMP BEARING - Refer to Group 8576						
8A640 PISTON ASSY. - FAN CLUTCH CONTROL						
61/63	A-with A/C			8 352,390 Used with C2OZ 8A616-A	1	C1AA 8A640-A
8A644 INSULATOR - FAN SHROUD - Rubber - Improvise						
8A648 SHAFT - IDLER PULLEY						
63/	B-with A/C			6 17Q,200 Use C3OZ 8678-A for service	1	*C2OE 8A648-A
8653 DECALCOMANIA - FAN WARNING						
60/63	A			6&8 All 8 1/8" long-"Keep fingers clear-	1	COAA 8653-A
64	A			8 352,390 Fan-Caution-Fan"	1	
63/	S			8 390	1	
63/	S			8 390 4 3/4" long "Caution-Fan"	1	C0AZ 8653-A
8666 BAR - RADIATOR GRILLE HORIZONTAL - Refer to Group 8200						
8677 BRACKET - BELT IDLER - Use C3OZ 8678-A for service						
8678 PULLEY ASSY. - FAN BELT IDLER						

YEAR	MODEL	ENGINE		TYPE of A/C	LOCATION	DETAILS OF ASSY. (8678)				PULLEY & BRKT. ASSY. COMPLETE
		CYL.	C.I.D.			BEARING OR BEARING & SHAFT	CAP	MOUNTING BRACKET	PULLEY	
- A -										
60/62	A	6	223	F, D		A8AZ 10094-B	EAD 8687-A	Use 8678 ‡C2AZ 8680-A	†C0AZ 8679-A	C0AZ 8678-A
	A	8	292	◇		A8AZ 10094-B	EAD 8687-A	Use 8678	Use 8678	B9AE 8678-F
	A (1960)	8	352	∅		A8AZ 10094-B	EAD 8687-A	Use 8678	Use 8678	B9AE 8678-H
63/64	A	6	223	F, D		A8AZ 10094-B	EAD 8687-A	Use 8678 ‡C2AZ 8680-A	†C0AZ 8679-A	C0AZ 8678-A
	A	8	260, 289	F, D		A8AZ 10094-B	EAD 8687-A	Use 8678	†C0AZ 8679-A	C3AZ 8678-B
	A-with vibration kit	8	352, 390	F, D		C4AZ 2990-A	C4AZ 8687-A	Use 8678	C3AZ 8679-A	C3AZ 8678-C
	A (1964)	8	352, 390	F, D		C4AZ 2990-A	C4AZ 8687-A	Use 8678	Use 8678	C6AZ 8678-A
- B -										
62	B	6	170	F, D		C3OZ 2873-A	B8QH 2894-A	Use 8678 △ C3OZ 8680-A	C3OZ 8679-A	C3OZ 8678-A
63/64	B	6	170, 200	F, D		C3OZ 2873-A	B8QH 2894-A	Use 8678 △ C3OZ 8680-A	C3OZ 8679-A	C3OZ 8678-A
	B	8	221, 260, 289	F, D		A8AZ 10094-B	EAD 8687-A	Use 8678	†C0AZ 8679-A	C3AZ 8678-B
- S -										
64/	S	8	390	S	R	C4AZ 2990-A	C4AZ 8687-A	Use 8678	Use 8678	C6AZ 8678-A
- X -										
63/64	X	8	260	F		A8AZ 10094-B	EAD 8687-A	Use 8678	†C0AZ 8679-A	C3AZ 8678-B

◇ Not used with A/C-used w/60 amp. gen. or 30, 50, 60, 100 amp. alternator ‡ Pulley & Compressor suppt. -Not part of (8678)
 ∅ Not used with A/C-used w/50, 60, 100 amp. alternator † Includes EAD 8678-A Dust Cap R Right Hand
 D - Deluxe hang-on F - Hang-on Δ Idler support - tubing - bent - straighten for use on 1962 units -Not part of (8678)

FORD CAR PARTS

YEAR	MODEL	CYL.	C.I.D.	DESCRIPTION	QTY.	PART NUMBER
8678 PULLEY ASSY. - FAN BELT IDLER - continued						
64	A, S-with A/C	8	352,390	Bolt(pulley thru bracket & spacer to water pump)- 3/8"-16 x 1 5/8"	1	43002-S (B257)
60/64	A-with A/C	6	223	Bolt (pulley to idler bracket)	1	20428-S8(B82)
64	B, X-with A/C	8	260,289	Bolt(pulley to adjustment arm)	1	
64	A-with A/C	6	223	Screw(pulley to adjustment arm)	1	
60/63	A	6&8	All	Lockwasher-3/8"	AR	34807-S8(X66)
64	A, B, X-with A/C	8	260,289	Lockwasher(pulley & adj. arm to gen. brkt. stud)	AR	
63/	A, S - with A/C	8	352,390	Lockwasher(pulley to alternator frt. brkt.)	1	
60/	A			Flat washer-3/8"	AR	44727-S8(X24)
60/63	A-with A/C	6	223	Bolt(pulley to idler brkt.)-3/8"-16x1 1/8"	1	354135-S7-8
64	A-with A/C	6	223	Bolt(pulley to compressor support)-	1	(BB155A)
64	A, S-with A/C	8	352,390	Bolt(pulley to bracket)-3/8"-16 x 1 3/8"	1	20448-S8(B-83)
64	A, B, X-with A/C	8	260,289	Flatwasher(pulley to adjustment arm)-3/8"	1	352981-S(XX143)
63/	A, S-with A/C	8	352,390	Flatwasher(pulley to bracket)	1	
62	B-with A/C	6	170	Snap ring-retains bearing in pulley assy.	2	353650-S100(QQ11)
64	A, B, X-with A/C	8	260,289	Nut(pulley to adj. arm to brkt. stud)-3/8"-16	1	33799-S8(M52)
64	A-with A/C	6	223	Screw(pulley to water pump)	2	354581-S7-8 (BB567C)
64	A-with A/C	6	223	Flatwasher(pulley to compressor support)-3/8"	1	351415-S(XX128)
8679 KIT - FAN BELT IDLER PULLEY - Refer to Group 8678						
8680 BRACKET and SHAFT ASSY. - FAN BELT IDLER - Refer to Group 8678						
60	A	8	All	Bolt (brkt. to gen. front brkt.)-3/8"-16 x 1 1/4"	1 or 2	20428-S8(B82)
64	B-with A/C	6	17Q,200	Lockwasher (bracket & pulley bracket to P/S pump support) -3/8"	2	34807-S8(X66)
				Flat washer-3/8"	AR	44727-S8(X24)
60/64	A-with A/C	6	223	Bolt (bracket to compressor)-3/8"-16 x 1 1/2"	2	20468-S8(B85)
60/64	A-with A/C	6	223	Washer-3/8" flat-used as spacer between pulley & bracket at bottom hole	1	351415-S(XX128)
60/64	A-with A/C	6	223	Lockwasher-3/8"	2	34847-S8(X74)
60/62	A	6	223	Screw (bracket thru water pump to cylinder block)-3/8"-16 x 2.25" hex. head	2	354581-S7-8 (BB567C)
64	B-with A/C	6	17Q,200	Bolt (brkt. & pulley brkt. to P/S pump support)-3/8"-16 x 1 1/4"	2	359266-S8(BB157)
64	B-with A/C	6	17Q,200	Flat washer (brkt. & pulley brkt. to P/S pump support)-3/8"	2	352981-S(XX143)
64	B-with A/C	6	17Q,200	Screw (bracket to engine)-5/16"-18 x 3/4"	1	20346-S8(B50)
64	B-with A/C	6	17Q,200	Lockwasher (bracket to engine)-5/16"	1	34806-S7(X64)
64	A-with A/C	6	223	Screw (pulley bracket & compressor support to compressor)-3/8"-16 x 5/8"	2	373294-S8(BB564)
8686 SHAFT - BELT IDLER PULLEY BRACKET - Use C0AZ 8678-A for Service						
8687 CAP - IDLER PULLEY BEARING DUST - Also Supplied in Basic 8678-Refer to Group 8678 for Model Usage						
				Steel disc-1.59" dia. x .042" thick	1	EAD 8687-A
				Steel disc-1.25" dia. x .075" thick	1	C4AZ 8687-A
8725 CLAMP ASSY. - HEATER AIR DUCT RETAINER - Refer to Group 18753						

INDEX

SECTIONS 90, 93 and 94 - FUEL TANK, FUEL PUMP, MANIFOLD and RELATED PARTS

PART NAME	GROUP NUMBER	PART NAME	GROUP NUMBER
Adapter (fuel pump pressure balance hose)	9A520	Gauge assy. (fuel & temperature)	9307
Arm assy. (fuel pump rocker)	9376	Gauge assy. (fuel)-instrument panel unit	9305
Bail assy. (fuel pump filter bowl)	9387		9280
Base plate (carburetor air cleaner)	9D600	Gauge assy. (fuel)-tank unit	9275
Bezel (fuel & temperature gauge)	9B314	Gauge assy. (oil pressure)-engine unit	9278
Bezel (fuel gauge)	9A283	Gauge (oil pressure-instrument panel unit)	9B308
Bezel (roof lamp selector switch)	9A389	Grommet (fuel tank filler to quarter panel)-round	9080
Body & plugs assy. (fuel pump)-upper	9343	Grommet (fuel tank overflow hose)	9A130
Body (pulsator)	9372	Grommet (fuel tank vent pipe)	9069
Bolt (fuel tank strap)	9A010	Guide (fuel pump push rod)	9379
Bowl (fuel pump filter)-glass	9355	Hose (fuel block to carburetor)	9D281
Bracket (exhaust air supply)-rear	9B463	Hose (fuel tank overflow)	9A129
Bracket (fuel filter)	9180	Hose (fuel tank to filler pipe)	9047
Bracket (fuel filter tube support)	9180	Hose (fuel tank vent pipe)-rubber	9170
Bracket (fuel gauge mounting)	9D336	Hose (fuel tube connector)	9324
Bracket (fuel tank front support)	9068	Hose (supercharger air intake)	9630
Bracket (fuel tank rear support)	9048	Hose (supercharger discharge)	9652
Bushing (exhaust thermostat control valve)	9462	Kit-drive element (supercharger)	9655
Bushing (fuel pump rocker arm)	9389	Kit (fuel tank filler cap assortment)	9030
Bushing (fuel tank filter)	9030	Lens assy. (fuel & temperature gauge)	9B313
Cap assy. (fuel tank filler hose)	8287	Lens (fuel level gauge)	9B315
Clamp (fuel tank vent hose)	9171	Line assy. (fuel filter to carburetor)	9A274
Clamp (fuel tank vent pipe hose)	2342	Line assy. (fuel pump to fuel tank line)-flexible	9288
Clamp (intake & exhaust manifold to cylinder block)	9443	Link (fuel pump rocker arm)	9381
Clamp (intake manifold to cylinder head)	9446	Link (vacuum pump rocker arm)	9310
Clip (fuel filter bracket)	9B281	Magnet assy. (fuel pump filter)	9360
Clip (fuel line)	9A317	Manifold & thermostat assy. (exhaust)	9426
	14197	Manifold (exhaust)	9428
	9031		9430-31
Clip (fuel tank vent tube)	9031	Manifold (intake)	9424-25
Connector (vacuum pump outlet tube)	9A395	Mask (fuel & temperature gauge)	9281
Cover (carburetor air cleaner)	9B600		9313
Cover (fuel pump diaphragm pulsator)	9A359	Member (fuel tank support)	9064
Diaphragm assy. (fuel pump)	9398	Pin (fuel pump rocker arm)	9378
Diaphragm assy. (vacuum pump)	9314	Pipe assy. (fuel tank filler)	9034
Diaphragm (fuel pump pulsator)	9A358	Plate (fuel gauge back)	9302
Dome (fuel pump air)	9414	Plate (fuel pump valve)	9361
Element (supercharger air cleaner)	9601	Plate (temperature gauge back)	9304
Enclosure assy. (carburetor-supercharger)	9632	Plug (fuel pump rocker arm pin hole)	9A360
Ferrule (fuel line)	9242	Plug (intake manifold)	9A450
Filter assy. (fuel)	9155	Plug (rocker arm pin)	9379
Filter (fuel level indicator light)	9E301	Pump assv. (fuel)	9350
Fitting (fuel pump inlet)	9241	Repair kit (fuel pump)	9349
Fitting (intake manifold carb. spacer connection)	9A455	Retainer (fuel pump cam lever spring)	9B354
Fitting (oil pressure gauge to engine)	9B339	Retainer (fuel pump oil seal)	9A392
Flange (fuel tank filler)-outer	9039		9468
Float (fuel tank sender)	9202	Retainer (fuel tank filler pipe)	9008
Flasher assv. (oil temperature indicator)	9E296	Retainer (fuel tank sender wire)	9A131
Fuel filter line chart	9156	Ring (fuel tank sender retainer locking)	9277
Fuel line chart	9282		9A307
Gasket (carburetor)	9447	Rod assy. (fuel pump push)	9400
Gasket (carburetor fuel inlet adaptor)	9229	Screen (fuel pump)	9368
Gasket (carburetor to spacer)	9447	Seal (fuel pump oil)	9A393
Gasket (diaphragm pull rod oil seal)	9408	Seal (fuel tank filler pipe)-lower	9072
Gasket (exhaust manifold)	9448	Seal (fuel tank filler pipe)-upper	9076
Gasket (exhaust manifold to muffler inlet pipe)	9450	Seal (intake manifold to cylinder block)	9A424-25
Gasket (filter bowl strainer)	9366	Seat (fuel pump diaphragm spring)	9317
Gasket (fuel gauge)-tank unit	9276	Seat (vacuum pump diaphragm spring)	9302
Gasket (fuel pump filter bowl)	9364	Shield (brake & fuel lines)	9C291
Gasket (fuel pump mounting)	9417	Shield (exhaust manifold automatic choke splash)	9A456
Gasket (fuel tank filler cap)	9035	Sleeve (fuel tank vent tube)	9A034
Gasket (fuel tank filler to quarter panel)	9076	Sleeve (intake manifold to cylinder block)	9471
Gasket (fuel tank gauge wiring retainer)	9E298	Spacer (exhaust manifold to muffler inlet pipe)	9A435
Gasket (intake manifold to cylinder block)	9461	Spacer (link & spring retainer)	9382
Gasket (intake manifold to cylinder head)	9439-41	Spring assy. (exhaust thermostat control valve)	9449
Gasket set (manifold)	9433	Spring (exhaust thermostat control valve coil)	9467
Gasket (vacuum pump cover plate)	9367	Spring (fuel indicator lens retainer)	9E292
Gasket (windshield wiper silencer to intake man.)	2149	Spring (fuel pump diaphragm)	9396
		Spring (fuel pump valve)	9360

SECTIONS 90, 93 and 94 - FUEL TANK, FUEL PUMP, MANIFOLD and RELATED PARTS - continued

PART NAME	GROUP NUMBER	PART NAME	GROUP NUMBER
Spring (rocker arm return)	9380	Tube assy. (fuel tank vent)	9A086
Spring (vacuum pump diaphragm)	9315	Tube assy. (fuel tank vent)-lower	9282
Strainer assy. (fuel pump filter)	9365	Tube assy. (oil pressure indicator)	9B278
Strap assy. (fuel tank support)	9092	Tube assy. (vacuum pump)	9413
Strap assy. (fuel tank support)-rear	9057	Valve assy.	9352
Tab (exhaust manifold mounting bolt locking)	9A447	Valve assy. (exhaust thermostat control)	9A427
Tank assy. (fuel)	9002	Valve assy. (vacuum pump check)	9460
Tube assy. (air cleaner)	9D601	Valve (fuel pump)	9328
Tube assy. (carburetor fuel)	9D280	Washer (rocker arm pin)	9358
Tube assy. (carburetor fuel manifold)	9D303	Wire assy. (fuel level warning relay feed)	9418
Tube assy. (fuel filter to fuel pump)	9B273	Wiring assy. (oil temperature indicator)	9F283
Tube assy. (fuel pump to carburetor)	9369		9E295
SECTIONS 95 THRU 97 CARBURETOR & ACCELERATOR LINKAGE			
Accelerator assy.	9725	Clamp (nozzle bar)	9928
Actuator assy. (speed control)	9A825	Clamp (thermostatic choke housing)	9842
Adaptor (carburetor fuel inlet)	9A520	Cleaner ass'y. (carburetor air)	9600
Adaptor Kit (carburetor)	9C545	Clip (accel. shaft to trans. control shaft rod assy.)	9B776
Adaptor (thermostatic choke control-inlet tube)	9C786	Clip (carburetor fast idle rod)	9565
Arm (speed control servo to throttle pivot)	9C751	Clip (rod end)	9825-26
Arm (throttle shaft)-inner	9A535	Clip (throttle cable)	9792
Arm (throttle shaft)-outer	9A537	Clip (throttle shaft control)	9718
Baffle (carburetor equalizer passage)	9A517	Compensator assy. (carburetor hot idle)	9B532
Baffle plate (float body)	9553	Connector (air cleaner to thermostatic choke control inlet tube)	9C704
Ball (accelerator pump check)	9576	Connector (carb. to manifold spacer tube)	9C525
Bellcrank (accelerator)	9724	Connector (idle speed up valve tube)	9B761
	9732	Connector (speed control servo to bellcrank)	9D763
Bellcrank (fast idle)	9A535	Connector (trans. vacuum to fast idle diaphragm)	9B761
Bezel (carburetor choke control)	18598	Control ass'y. (carburetor choke)	9700
Bezel (speed control actuator)	9A847	Control ass'y. (thermostatic choke)	9850
Body & plugs assy. (carburetor main metering)	9A511	Control (carburetor throttle-locking type)	9775
Body & plugs (carb. main metering secondary)	9A513	Cover (accelerator pump)	9528
Body & shaft ass'y. (throttle)	9518	Cover & plugs assy. (main body)	9524
Body ass'y. (main)	9512	Cover (economizer valve)	9930
Bowl & plugs assy. (carburetor float)	9A507	Cover (secondary throttle diaphragm)	9507
	9A508	Cover (thermostatic choke heat supply)	9A705
	9663	Cup (carburetor pump piston)	9572
Brace (air cleaner)	9A726	Dashpot ass'y.	9B549
Bracket (accel. bellcrank to intake manifold)	9741	Dial assy. (speed control actuator)	9C767
Bracket (accelerator to retracting spring)	9741	Diaphragm & tube assy. (carburetor idle speed up)	9B756
Bracket (carburetor choke control mounting)	9A700	Diaphragm assy. (carburetor accelerator pump)	9B559
Bracket (carburetor throttle control shaft)	9782	Diaphragm ass'y. (secondary throttle)	9503
Bracket (choke control)	9595	Disc (accelerator pump check valve)	9578
	9796	Duct & valve assy. (carburetor air cleaner)	9A626
Bracket (dashpot mounting)	9B550	Element (air cleaner)	9601
Bracket (idle speed up valve)	9B759	End (carburetor throttle synchronizer rod)	9767
Bracket (speed control actuator mounting)	9A892	Filter assy. (thermostatic choke air)	9C791
Bracket (speed control metering valve)	9C729	Flasher assy. (oil temperature indicator)	9E296
Bracket (speed control pump)	9C732	Float ass'y.	9550
Bracket (speed control relay)	9C788	Gasket (air cleaner)	9673
Bracket (speed control release switch mounting)	9A838	Gasket (air cleaner oil seal)	9364
Bracket (speed control servo)	9C736	Gasket (air cleaner to carburetor)	9364
Bracket (speed control solenoid)	9C788		9654
Bracket (throttle control mounting)	9677	Gasket (carburetor air cleaner element)-lower	9B608
Bushing (accelerator shaft)	9A763	Gasket (carburetor economizer)	9A588
Bushing (accelerator shaft to bellcrank rod)	9A856	Gasket (carburetor float valve seat)	9569
Bushing (carburetor secondary throttle shaft)	9B508	Gasket (carburetor hot idle compensator)	9B567
Bushing (carburetor throttle control lever)	9C781	Gasket (carburetor spacer water inlet)	9D650
Bushing (fast idle cam)	9B508	Gasket (carburetor valve seat lock screw)	9A522
Button assy. (speed control actuator push)	9C741	Gasket (float bowl)	9561
Cable assy. (speed control actuator)	9A826	Gasket (float bowl retainer)	9561
Cage (pump intake check ball)	9A541	Gasket (float bowl screw)	9592
Cam (accelerator pump diaphragm operating)	9526	Gasket (fuel filter to carburetor)	9A588
Cam ass'y. (fast idle)	9597	Gasket (fuel inlet fitting)	9827
Cap (carburetor air cleaner adaptor)	9C639	Gasket (fuel inlet needle seat)	9569
Cap (speed control pump intake)	9C743	Gasket (fuel level plug)	9569
Carburetor ass'y.	9509-10	Gasket (main body cover plate)	9561
Chamber assy. (thermostatic choke heat)	9890	Gasket (main jet plug)	9563
Clamp (air cleaner to carburetor)	9628	Gasket (main metering body)	9A518
Clamp assy. (supercharger hose)	8287	Gasket (power jet and main well spacer)	9A588
Clamp (carburetor air vent push rod)	9565	Gasket (pump discharge nozzle)	9580
Clamp (choke cable)	9792		
Clamp (choke control bracket)	9792		

SECTIONS 95 THRU 97 CARBURETOR & ACCELERATOR LINKAGE - continued

PART NAME	GROUP NUMBER	PART NAME	GROUP NUMBER
Gasket (secondary throttle diaphragm housing)	9853	Nut (carburetor choke control)	9D564
Gasket set (carburetor)	9502	"O" ring (secondary venturi tube)	9609
Gasket (thermostatic choke heat supply cover)	9903	Pad assy. (accelerator pedal)	9735
Gasket (thermostatic choke housing)	9853	Pedal ass'y. (accelerator)	9735
Gasket (throttle body to main body)	9516	Pin (accelerator bellcrank)	9B721
Gasket (venturi)	9A536	Pin (air valve dampener)	9H584
Horn ass'y. (carburetor air)	9524	Pin (choke plate distributor)	9551
Hose (carburetor spacer to heater return line)	9E522	Pin (fast idle adjusting lever)	9579
Hose (speed control metering valve to pump)	9C745	Pin (float hinge)	9558
Hose (speed control metering valve to servo)	9C746	Piston & rod assy. (air valve dampener)	9H578
Hose (speed control solenoid to metering valve)	9C747 9C748	Piston assv. (carburetor automatic choke)	9840
Housing & plugs ass'y. (choke)	9849	Piston assy. (carburetor vacuum)	9B513
Housing & plugs ass'y. (secondary throttle)	9501	Piston assy. (power valve)	9G553
Housing assy. (speed control actuator)	9C761	Piston (automatic choke)	9840
Insert (thermostatic choke control-air intake)	9A714	Piston (carburetor accelerator pump)	9B544
Insulating (thermostatic choke control outlet tube)	9865	Piston lever & link ass'y. (carb.thermostatic choke)	9A796
Insulator (accelerator shaft)	9B720	Plate (accelerator shaft equalizer bracket)	9A853
Insulator (accelerator shaft to dash)	9B862	Plate ass'y. (choke)	9549
Insulator (fuel level indicator)	9E308	Plate (carburetor float bowl baffle)-secondary	9A517
Jet & main well assy.	9594	Plate (carburetor main metering)	9514
Jet ass'y. (idling)	9542	Plate (carburetor secondary throttle lock-out)	9C506
Jet ass'y. (power)	9594	Plate (choke)-R. H.	9545
Jet (main metering)	9533	Plate (throttle)	9585
Jet (main)-secondary	9A528	Plug (float needle seat)	9944
Kit (accelerator control)-Cobra	9B843	Plug (fuel inlet strainer)	9522
Kit (carburetor)-piston & lever thermostatic choke	9A796	Plug (main body)-lead	9523
Kit (carburetor tune up)	9A586	Plug (main jet)	9562
Kit-fuel pump (supercharger)	9350	Plunger (carburetor dashpot)	9800
Kit (ram air intake)	9C654	Plunger (choke lever)	9537
Kit (throttle control)	9B742	Pump assy. (speed control)	9C731
Knob assy. (carburetor choke control)	9B739	Relay assy. (speed control)	9C733
Knob assy. (speed control actuator)	9A832	Relay assy. (speed control thermal hold)	9C733
Lever (accelerator bellcrank to speed control rod)	9C708	Repair kit (carburetor)	9590
Lever (accelerator pump)	9D591	Repair kit (idle speed up diaphragm)	9B863
Lever (accelerator pump operating)	9A506	Retainer (accelerator pump check ball)	9575
Lever (accelerator pump operator)	9583	Retainer (accelerator pump check valve)	9575
Lever (accelerator shaft)	9761	Retainer (air valve spring housing)	9H558
Lever & bushing (carburetor thermostatic choke)	9A757	Retainer assy. (air cleaner to carburetor)	9B672
Lever & shaft assy. (carb. secondary throttle plate)	9A592	Retainer (carburetor accelerator pump spring)	9599
Lever & shaft assy. (primary throttle)	9581	Retainer (carburetor accelerator pump spring upper)	9599
Lever & swivel assy. (choke)	9A514	Retainer (carburetor choke shaft)	9B527
Lever (carburetor accelerator pump over travel)	9919	Retainer (carburetor float spring)	9552
Lever (carburetor accelerator pump piston)	9583	Retainer (carb.thermostatic choke control insert)	9A715
Lever (carburetor choke control)	9D541	Retainer (fast idle rod seal)	9575
Lever (carburetor fast idle cam)	9F577	Retainer (float bowl)	9808
Lever (carburetor thermostatic choke lever bushing)	9A756	Retainer (float lever shaft)	9599
Lever (choke counter shaft operating)	9A514	Retainer (pump link)	9599
Lever (choke housing)	9D541	Retainer (pump operating lever)	9568
Lever (choke plate operating)	9548	Retainer (pump operating rod)	9565
Lever (dashpot operating)	9802	Retainer (speed control switch wiring)	9D753
Lever (dashpot operating)-inner	9835	Retainer (vacuum dist. ball check valve spring)	9575
Lever (dashpot operating)-outer	9836	Rivet (carburetor throttle & choke plate)	9586
Lever (fast idle adjusting)	9538	Rod (accelerator pump piston operating)	9531
Lever (idle speed up valve)	9B864	Rod (accelerator pump to overtravel lever)	9B542
Lever (secondary throttle stop)	9583	Rod (accelerator shaft to bellcrank)	9A702
Lever (throttle shaft)-auxiliary	9583 9A537	Rod (accelerator shaft to speed control shaft)	9B705
Liner (carburetor thermostatic choke lever bushing)	9A756	Rod (accelerator to pedal)	9727
Link (accelerator bellcrank to carburetor)	9A716	Rod ass'y. (accelerator)	9747
Link (air valve dampener)	9H583	Rod ass'y. (accelerator to trans. control shaft)	9784
Link & lever assy. (carburetor choke bracket)	9B547	Rod assy. (bellcrank to carburetor)	9772
Link assy. (choke plate)	9B547	Rod (carb. accelerator pump link to throttle lever)	9B542
Link assy. (speed control)	9C762	Rod (carburetor air vent push)	9A515
Link (carburetor accelerator pump)	9529	Rod (carburetor choke control)	9A599
Magnet assy. (carburetor choke plate)	9E585	Rod (carburetor fast idle)	9598
Moulding (speed control switch)	9C780	Rod (carburetor fast idle cam)	9D530
Needle (idle adjusting)	9541	Rod (carburetor pump operating)	9531
Nozzle ass'y. (pump discharge)	9577	Rod (carburetor secondary throttle control)	9C504
Nut (accelerator shaft to bellcrank rod)	9A857	Rod (carburetor throttle-front)	9B841
		Rod (carburetor throttle-rear)	9B842
		Rod (dashpot connecting)	9A527
		Rod (metering)	9A526

SECTIONS 95 THRU 97 CARBURETOR & ACCELERATOR LINKAGE - continued

PART NAME	GROUP NUMBER	PART NAME	GROUP NUMBER
Rod (secondary diaphragm control)	9596	Spring (carburetor thermostatic choke)	9A590
Rod (speed control pivot arm to carburetor)	9C740	Spring (choke lever plunger)	9587
Rod (speed control pivot arm to servo)	9C739	Spring (choke shaft)	9539
Screen assy. (filter)	9938	Spring (dashpot plunger return)	9589
Screen (carburetor nozzle bar)	9942	Spring (filter screen retainer)	9937
Screw (carburetor dashpot & throttle lever adjusting)	9B502	Spring (fuel indicator lens retainer)	9E292
Screw (carburetor discharge nozzle)	9574	Spring (fuel valve seat)	9959
Screw (carburetor pump discharge nozzle)	9577	Spring (idle adjusting)	9578
Screw (choke plate)	9586	Spring (idle air by-pass screw)	9578
Screw (dashpot & throttle lever adjusting)	9801	Spring (idle cam lever)	9B569
Screw (fuel level inspection)	9974	Spring (pump lever adjusting screw)	9571
Screw (throttle plate)	9586	Spring (pump operating lever)	9624
Seal (air horn)	9C527	Spring (pump piston operating rod) upper	9636
Seal (carburetor air horn)	9998	Spring (secondary throttle diaphragm return)	9B504
Seal (carburetor fast idle rod)	9B501	Spring (secondary throttle return)	9A538
Seal (carburetor throttle shaft)	9535	Spring (secondary throttle venturi)	9A538
Seal (idle adjusting needle)	9634	Spring (throttle adjusting)	9578
Seal (pedal rod)	9793	Spring (throttle control return)	9A538
Seat (pump intake check ball)	9567	Spring (throttle shaft return)	9A538
Selector (float bowl vent)	9557	Spring (throttle tension)	9A538
Shaft (air valve)	9581	Stop (throttle control wire)	9A713
Shaft & lever ass'y. (choke)	9546	Stud (accelerator pump piston rod link)	9988
Shaft & lever (carburetor choke housing)	9A753	Support assy. (carburetor booster venturi)	9A523
Shaft & lever (secondary throttle)	9581	Switch assy. (speed control release actuator)	9A837
Shaft (choke)	9547	Swivel (carburetor choke plate adjusting)	9D563
Shaft (float lever)	9558	Swivel (supercharger)	9805
Shaft, valve & weight assy. (carb. auxiliary throttle)	9A534	Tee (speed control vacuum hose)	9C744
Shield (brake & fuel lines)	9C291	Thermostat assy. (carburetor air cleaner)	9B650
Shield (choke thermostatic)	9861	Trunnion (carburetor throttle lever)	9C760
Shield (thermostatic choke heat tube inlet)	9A745	Tube (anti-backfire valve vacuum)	9H533
Shroud and tube assy. (carb. air cleaner air duct)	9A803		9H563
Sleeve (pump push rod)	9934	Tube assy. (anti-backfire valve inlet)	9H559
Solenoid assy. (carb. throttle emission control)	9D856	Tube ass'y. (main well)	9991
Solenoid assy. (speed control)	9C728	Tube assy. (P/S pump to idle speedup valve)	9B758
Spacer (carburetor thermostatic choke shaft)	9812	Tube assy. (speed control vacuum supply)	9C764
Spacer (carburetor to intake manifold)	9A589	Tube (carburetor balance)	9A501
Spacer (fast idle lever)	9812	Tube (carburetor secondary balance)	9A501
Spacer (intake manifold bolt)	9C489	Tube (carburetor secondary venturi metering)	9A528
Spacer (main body to throttle body)	9515	Tube (carburetor spacer to water pump)	9C524
Spacer (secondary throttle plate control lever)	9812	Tube (carburetor to manifold spacer outlet)	9C524
Spacer (speed control servo)	9C763	Tube (float bowl connection)	9534
Spring (accelerator bellcrank to carb. lever tension)	9736	Tube (secondary throttle control vacuum)	9997
Spring (accelerator pump diaphragm return)	9936	Tube (secondary venturi fuel supply)	9616-17
Spring (accelerator pump lever return)	9636	Tube (thermostatic choke control)-inlet	9820
Spring (accelerator pump-lower)	9636	Tube (thermostatic choke control)-outlet	9819
Spring (accelerator pump overtravel)	9A538	Valve & seat (fuel inlet)	9564
Spring (accelerator pump piston return)	9636	Valve assy. (carburetor power)	9C551
Spring (accelerator pump rod plunger)	9935	Valve assy. (carburetor spark control)	9B572
Spring (accelerator pump rod retaining)	9560	Valve assy. (float bowl vent)	9557
Spring (accelerator pump rod seal)	9976	Valve assy. (idle speed up)	9B756
	9986	Valve assy. (speed control metering)	9C727
Spring (accelerator retracting)	9737	Valve (carb. accelerator pump discharge needle)	9A516
Spring (air valve)	9H556	Valve (carburetor air)	9H555
Spring (carburetor accelerator pump)	9D598	Valve (speed control solenoid)	9D776
Spring (carburetor accelerator pump-upper)	9D598	Valve (vacuum distributor ball check)	9576
Spring (carb. air cleaner air duct intake valve plate)	9B684	Venturi assy. (carburetor)	9A523
Spring (carburetor choke lever)	9C513	Washer (accelerator pump piston rod)-felt	9535
Spring (carburetor dashpot operating lever)	9803	Washer (air bleed screw)	9811
Spring (carburetor fast idle cam)	9C526	Washer (throttle shaft seal retainer)	9566
Spring (carburetor filter)	9938	Weight (carburetor pump discharge ball)	9B511
Spring (carburetor float)	9A519	Wire assy. (speed control)	9A840
Spring (carb. idle speed up control activator)	9C531	Wire assy. (speed control feed)	9A839
Spring (carburetor metering rod tension)	9D820	Wire (carburetor fast idle speed up solenoid feed)	9D552
Spring (carburetor pump)	9636	Wire (carburetor fast idle speed up solenoid ground)	9D562
Spring (carburetor secondary throttle override)	9B561	Wiring assy. (carb. idle speed up control)	9H568
Spring (carburetor secondary vacuum control valve)	9578	Wiring assy. (oil temperature indicator)	9E295

FORD CAR PARTS

SECTION 90

435

YEAR	MODEL	DESCRIPTION	QTY.	PART NUMBER
9002 TANK ASSY. - FUEL				
60	A (except S/W)	20 gallon capacity	1	C0AA 9002-Z
60	A(S/W)	20 gallon capacity	1	C0AA 9002-V
61	A (except S/W)	20 gallon capacity	1	C1AA 9002-E
62	A (except S/W)	20 gallon capacity	1	C2AZ 9002-A
61/62	A(S/W)	20 gallon capacity	1	C2AZ 9002-B
63	A(except S/W)	20 gallon capacity	1	C3AZ 9002-B
64	A(except S/W)	20 gallon capacity	1	C4AZ 9002-A
63/64	A(S/W)	20 gallon capacity	1	C3AZ 9002-A
62/	B(except S/W)	16 gallon capacity	1	C2OZ 9002-A
63	B(S/W)	"Before 11/1/62" 16 gallon capacity-kit (fuel tank installation)-use with 2.00" diam. filler pipe -consists of (1) C3OZ 9002-B tank, (1)C3OZ 9047-B hose, (1) 8A 8287 clamp	1	C3OZ 9002-A
63/	B(S/W)	"From 11/1/62" 16 gallon capacity-use with 2.25" diam. filler pipe	1	C3OZ 9002-B
60	S	20 gallon capacity	1	B9S 9002-A
62/ 63	S	20 gallon capacity	1	C2SZ 9002-A
61	S	"Before 7/1/61" Use with (1) C1SZ 9034-C filler pipe, (1) C1VY 9072-A seal "O" ring and (2) C2SZ 9092-A straps	1	
61	S	"From 7/1/61" Use with (2) C2SZ 9092-A straps	1	
64/	S	Service pkg. includes (2) C4SZ 9031-A clip, (1) C4SZ 9A086-A tube assy.,(1) C4SZ 9170-A hose	1	C4SZ 9002-B
60/64	X (except S/D, S/W, 66)	14 gallon capacity	1	C4DZ 9002-A
60/63	K (S/D, S/W, 66A)	14 gallon capacity	1	C1DZ 9002-B
64	X (S/W)(6 cyl. only)	14 gallon capacity	1	C4DZ 9002-C
64	X (S/D, 66)	20 gallon capacity	1	C4DZ 9002-D
64	X (S/W)(8 cyl. only)		1	
60/	A, B, S, X	Plug (tank drain)-1/4"-18 x 3/4"-extended head	1	353055-S7(PP29)
60	X	Bolt (attach fuel tank to underbody)-5/16"-24 x 3/4" -hex. head-self tapping	11	*41210-S8
60	X	Washer-5/16"-flat	11	356184-S(XX113)
64/	X(except S/D, S/W, 66)	Screw (fuel tank to underbody)-No. 14-10 x 3/4" hex, washer head	11	42143-S8(U255)
9008 RETAINER - FUEL TANK FILLER PIPE				
63/64	A(S/W)	Seal-lower	1	C3AZ 9008-A
63/	B(S/W)	Grommet	1	C3OZ 9008-A
63/64	A(S/W)	Screw (retainer to quarter panel)-No. 10-12 x 1/2"- hex. washer head self tapping	4	42127-S8(U248C)
9A010 BOLT - FUEL TANK STRAP				
60/64	A (except S/D, S/W, 66)		2	B8AZ 9A010-A
60/64	A(S/W), X(S/D, S/W, 66), B	3/8"-16 x 3.79" long including loop	2	C0AA 9A010-B
61/63	S		2	
60	S(with S/T)(8 cyl. with 352)	Use as clutch pedal retracting spring retainer	1	
64/	S	3/8"-16 x 4.50" long including loop	2	C4SZ 9A010-A
60	S		2	
60/63	A, S, X	Nut-3/8"-16	2	376575-S7-8 (MM173H)
		Washer-3/8"-flat	2	44727-S8(X24)
64/	S	Nut-lock-3/8"-16-hex.	2	34394-S7-8(M93A)
61/63	S	Nut-extension lock-3/8"-16	2	374972-S7(MM181)
61/63	S	Washer (fuel tank bolt)-5/8" flat-.94" O. D. -.675" I. D. -.090" thick	2	373314-S(XX221-A)
62/64	B	Nut-3/8"-16 hex, washer-lock	2	373403-68(MM173J)
63/	X(S/D, S/W, 66)		2	
9030 CAP ASSY. - FUEL TANK FILLER				
60	A(S/W)	"From 9/21/59" Vented	1	C6GY 9030-A
60	S		1	(FC-30)
60/62	X (except S/D, S/W, 66A)	Non-vented-3.76" diameter	1	C0DD 9030-B
63	K(54A, 62A)		1	

* When using 1964 tank on 1960 models-relocate filler pipe and redrill flange holes, cut off and reposition vent pipe and cut floor mat

YEAR	MODEL	DESCRIPTION	QTY.	PART NUMBER	
9030 CAP ASSY. - FUEL TANK FILLER - continued					
63/	B(S/W)	Vented-anti-surge-chrome finish	1	C0DZ 9030-D	
60/63	X		1	(FC-24)	
64/	X (except S/W)		1		
61/63	S	Non-vented	1	C1VV 9030-B	
62/	B(except S/W)	Vented	1	C2OZ 9030-B (FC-36)	
62/63	X (S/W)	Non-vented-4.06" diameter-wood grain finish	1	C2DZ 9030-A	
63	X(S/W)-Deluxe	Non-vented-4.06" diameter	1	C3DZ 9030-A	
63	B(S/W)(except Squire Wagon)	Vented-4.06" diameter	1	C3OZ 9030-C	
63	B(S/W)-Squire Wagon	Use with C3OZ 71405A02-A wood grained decal	1		
63	B(S/W)	Vented-4.06" diameter-bright finish	1	C3OZ 9030-D	
61/64	A(S/W)	Vented	1	C3AZ 9030-A	
64	A(except S/W)	"Before 5/27/64"	1		
60	A(S/W)	"Before 9/21/59"	1		
64	A(except S/W)	"From 5/27/64"	1	C3AZ 9030-B	
64/	X (54A, D, 62A, D)		1	C4DZ 9030-B	
64	X(59A,66A,B,71A,B, 78A, B)		1	C4DZ 9030-C (FC-508)	
64/	X(71C)	Wood grain finish	1	C4DZ 9030-D	
64	B(71D, E)		1	C4OZ 9030-B	
62/	B	Vented	1	C5AZ 9030-A	
61/	S		1	(FC-46)	
60	A		1	C6OZ 9030-A	
61/63	A(except S/W)		1	(FC-31)	
64	X(66, 71B)	Kit fuel cap assy.	1	C5DZ 9030-B	
Consists of the following					
1-C4DA 9A107-B Cap (fuel tank filler)		1-C4DZ 59405A48-A Moulding			
1-C4DA 9A112-B Retainer (fuel filler cap)		2-40904-S8 Screw			
60/61	A(71)	Non-vented-locking type	1	C7AZ 9030-F (FC-57)	
60/	X (except 71)	Vented-locking type- 3 3/4" O. D. -use with	1	C4RZ 9030-A	
63/	B (71)	1.830" O. D. filler pipe	1	(FC-83)	
62/	B (except 71)	Vented-locking type-2 1/4" O. D. -use with	1	C4RZ 9030-B	
61/	S	1.630" O. D. filler pipe	1	(FC-92)	
60/	A (except 71)	Vented-locking type-2 1/4" O. D. -use with	1	C4RZ 9030-C	
60	S	1.830" O. D. filler pipe	1	(FC-91)	
60/64	A (71)		1		
9030 KIT - FUEL TANK FILLER CAP ASSORTMENT					
60/			1	C8PZ 9030-A (FC-1000)	
Consists of the following					
3-A9AZ 9030-A	Cap (FC-20)	1-C0MY 9030-A	Cap (FC-27)	2-C6OZ 9030-A	Cap (FC-31)
2-B0LY 9030-A	Cap (FC-37)	1-C4RZ 9030-B	Cap (FC-92)	2-C7AZ 9030-A	Cap (FC-40)
2-B9AZ 9030-A	Cap (FC-30)	1-C4RZ 9030-C	Cap (FC-91)	1-C7RA 9030-K	Cap (FC-32)
1-C0DZ 9030-A	Cap (FC-24)	2-C5AZ 9030-A	Cap (FC-46)		
9031 CLIP - FUEL TANK VENT TUBE					
64/	S	"From 3/27/64"	2	C4SZ 9031-A	
9034 PIPE ASSY. - FUEL TANK FILLER					
60	A(S/W)		1	C0AB 9034-B	
60/63	X (S/D, S/W, 66A)	2.24" dia. -21.89" long-center to center of ends	1	C0DD 9034-F	
61	S	"Before 7/1/61"	1	C1SS 9034-B	
		2.00" diam. -6.50" long-used w/C5TZ 9047-B filler pipe hose and C1SS 9080-A grommet			
60/63	X (except S/D, S/W, 66A)		1	C1DD 9034-A	
62/63	S		1	C1SZ 9034-C	
61	S	"From 7/1/61"	1		
62	A(S/W)	Use w/C2SZ 9002-A tank and C1VY 9072-A seal	1		
61	A(S/W)	On 1961 models-bend bracket to mate with quarter panel retaining hole	1	C2AB 9034-A	

FORD CAR PARTS

SECTION 90

437

YEAR	MODEL	DESCRIPTION	QTY.	PART NUMBER
9034 PIPE ASSY. - FUEL TANK FILLER - continued				
62	B	Use with C2OZ 8287-A clamp to attach pipe to body bracket	1	C2OZ 9034-B
63/	B(except S/W)		1	
63/64	A(S/W)		1	C3AZ 9034-A
63	B(S/W) "Before 11/1/62"	2.00 diam. filler pipe	1	C3OZ 9034-A
64/	X(S/D, S/W, 66)		1	C4DZ 9034-A
64/	X(except S/D, S/W, 66)		1	C4DZ 9034-B
64	B(except S/W)	1.90" I.D. - 6.44" long from center to center of ends	1	C4OZ 9034-A
63/64	B(S/W) "From 11/1/62"	2.25" diam. filler pipe	1	C4OZ 9034-B
64/	S		1	C4SZ 9034-B
		Washer-1/4" flat	1	44720-S8(X18)
		Lockwasher-1/4"	1	34805-S8(X62)
60/64	S/W	"O" ring (fuel filler neck)-1.80" I. D. - 2.24" O. D. - rubber	1	370322-S92(KK52)
60/63	S		1	
60	X	Screw (attach fuel tank filler pipe to body-rear)-No. 10-32x1/2" self tapping-cross recessed pan head	4	*51766-S8
61/	S "From 7/1/61"	Screw (filler pipe to body lower back panel)-No. 10-12 x 1/2" hex. washer head tapping	2	42127-S8(U248C)
63	A(S/W) "From 7/1/62"	Screw (filler pipe to qtr. panel fuel filler opening)	4	
9A034 SLEEVE - FUEL TANK VENT TUBE				
60/63	A (except S/W)	.28" I. D. - .56" O. D. - 1.50" long-cut from C2AZ 9324-D	1	*C0AA 9A034-A
9035 GASKET - FUEL TANK FILLER CAP				
64	S	2.00" O. D. x .048" thick	1	C4SZ 9035-A
64	S	2.00" O. D. x .063" thick	1	C4SZ 9035-B
9039 FLANGE - FUEL TANK FILLER - OUTER				
60/63	X		1	C0DD 9039-B
63	B(S/W) "Before 11/1/62"	Use with 2.00" diameter filler pipe	1	C3OZ 9039-A
64/	B(S/W)		1	
63	B(S/W) "From 11/1/62"	Use with 2.25" diameter filler pipe	1	C3OZ 9039-B
64/	X		1	
60/	X(S/D, S/W, 66)	Screw (flange to fuel tank filler pipe)-No. 10-16 x 3/8" self tapping-hex. washer head	4	42120-S8(U248)
9046 BRACKET - FUEL TANK REAR SUPPORT				
62/	B(except S/W)		2	C2OB 9046-A
63/	B(S/W)		2	C3OZ 9046-B
9047 HOSE - FUEL TANK TO FILLER PIPE				
60/	B, X(except S/D, S/W, 66)	2.00"-6.00" long-cut to 4.38" long	1	C5TZ 9047-B
61	S	Used with C1SS 9034-B filler pipe and C1SS 9080-A grommet-cut to 4.38" long	1	
63	B(S/W) "Before 11/1/62"	Used with fuel tanks with 2.00" diam. filler pipe-cut to 4.38" long	1	
60/63	X(S/D, S/W, 66A)	2.00" I. D. - 12.64" long-moulded	1	C0DD 9047-C
63/64	A(S/W)	2.18" I. D. - 8.50" long from center to center of ends	1	C3AZ 9047-A
63	B(S/W)	1.93" I. D. one end-2.18" I. D. other end-5.44" long-use for units with 2.25" O. D. fuel tank filler neck and 2.00" O. D. filler pipe only	1	C3OZ 9047-B
64/	B(S/W)	2.25" I. D. - 6.82" long	1	C4OZ 9047-B
63	B(S/W) "From 11/1/62"	Cut to 5.44" long-use with fuel tanks with 2.25" diameter filler pipe	1	
61/62	A(S/W)	Cut to 3.00" long	1	
64/	X(S/D, S/W, 66)	2.25" I. D. - 12.54" long	1	C4DZ 9047-C
61	S	Clamp assy. (fuel tank filler hose)-2.6" diam. No. 10-32 x 1 1/2" round head	2	8A 8287
		Nut-No. 10-32		34079-S7(M163)
60/	X	Clamp (fuel filler hose to tank and fuel filler pipe)-adjustable 1 1/2" to 2 1/2"	2	B7A 8287-B
9057 STRAP ASSY. - FUEL TANK SUPPORT - REAR -Also refer to Group 9092				
60/63	X (S/D, S/W, 66A)		2	C0DD 9057-A
64	X(S/D, S/W, 66) -8 cyl.		2	C4DZ 9057-A
9064 MEMBER - FUEL TANK SUPPORT				
64/	S		1	C4SZ 9064-B

YEAR	MODEL	DESCRIPTION	QTY.	PART NUMBER
9068 BRACKET - FUEL TANK FRONT SUPPORT				
63/	B(S/W)		2	C3OZ 9068-A
9069 GROMMET - FUEL TANK VENT PIPE				
60/	X (except S/D, S/W, 66A)	.28" I.D. -.88" O.D. -.40" thick	1	B5A 9069-A
60/63	X(S/D, S/W, 66A)		2	
9072 SEAL - FUEL TANK FILLER PIPE - LOWER				
63/64	A(S/W)		1	C3AZ 9072-A
64/	S	Fuel tank filler to floor pan	1	C4SZ 9072-A
61	S	"From 7/1/61" "O" ring-1.92" I.D. -2.40" O.D. -used with C2SZ 9002-A tank and C1SZ 9034-C filler pipe	1	C1VY 9072-A
64/	S		1	
9076 GASKET - FUEL TANK FILLER TO QUARTER PANEL				
60/63	X		1	C0DD 9076-B
60/63	X	Also fuel tank filler to adjustable cam	1	
63/	B(S/W)	Use with 2.00" diam. filler pipe	2	C3OZ 9076-A
64/	X(except S/D, S/W, 66)		1	
64/	X(S/D, S/W, 66)		2	
9076 SEAL - FUEL TANK FILLER PIPE - UPPER				
63/64	A(S/W)		1	C3AZ 9076-A
64/	S		1	C4SZ 9076-B
9080 GROMMET - FUEL TANK FILLER TO QUARTER PANEL - ROUND				
60	S	2.25" I.D. -3.65" O.D.	1	B7A 9080-A
61	S	"Before 7/1/61" 2.00" I.D. -4.32" O.D. -1/2" thick -used with C1SS 9034-B filler pipe & C5TZ 9047-B hose	1	★C1SS 9080-A not replaced
60/63	X(S/D, S/W, 66A)	1.88" I.D. -3.55" O.D. -.34" thick	1	C0DB 9080-A
63/	B(S/W)	1.50" I.D. -5.14" O.D. -.06" thick	1	C3OZ 9080-A
64/	X(S/D, S/W, 66)	2.13" I.D. -3.55" O.D. -.34" thick	1	C4DZ 9080-A
@ 9A084 TUBE - FUEL TANK TO PUMP - REAR				
9A086 TUBE ASSY. - FUEL TANK VENT				
64/	S	1/8"x 25.15" long-brass tubing	1	C4SZ 9A086-A
9092 STRAP ASSY. - FUEL TANK SUPPORT - Also refer to Group 9057				
60	S		2	B8S 9092-A
61	S	1.26" wide-hook shaped reinforcement at one end & 99° reinforcement with 11/16" diameter hole at opposite end -except when 1962 model tank C2SZ 9002-A is used as service replacement	2	C1SS 9092-C
62/63	S		2	C2SZ 9092-A
60/64	A (except S/W)	1.26" wide-hook shaped reinforcement at one end & 9/16" reinforced hole at opposite end- 35.46" long	2	C0AA 9092-D
60/	A(S/W)		2	C6MY 9092-B
64	X(59, 71) (6 cyl. only)		2	C4DZ 9092-A
62/	B(except S/W)		2	C2OZ 9092-B
63/	B(S/W)		2	C3OZ 9092-B
64/	S		2	C4SZ 9092-A
@ 9101 TUBE - FUEL TANK VENT - LOWER				
9A129 HOSE - FUEL TANK OVERFLOW				
64/	S	.50" I.D. -.70" O.D. -21.00" long	1	C4VY 9A129-B
64/	S	Clamp (hose to housing)-11/16" diameter	1	97329-S35 (E6)
9A130 GROMMET - FUEL TANK OVERFLOW HOSE				
64/	S		1	C4SZ 9A130-A
64/	S	Screw (grommet to rear floor pan extension)- No. 10-12 x 1/2" hex. hd. tapping	3	42127-S8 (U248C)
9A131 RETAINER - FUEL TANK SENDER WIRE				
64/	S		1	C4SZ 9A131-A
64/	S	Screw (retainer to floor pan)-No. 10-16 x 3/8" hex. washer head-self tapping	4	42120-S8 (U248)

@ Fuel tank tube replacements are to be made from bulk tubing stock listed by size and part number under basic Group 2269

YEAR	MODEL	DESCRIPTION	QTY.	PART NUMBER
9155 FILTER ASSY. - FUEL - Also refer to 9510 Carburetor Parts List-Section 95				
61	Taxicab (6 cyl. 223)		1	B7T 9155-A (FG-22)
60	S (430), X		1	C0DZ 9155-A (FG-4)
60	A, S (223, 292, 352) (except 352-4/B Special)	Service pkg. includes (1)8CM 9229 gasket to be used on 8 cyl. only	1	C0AE 9155-A (FG-6)
60	Taxicab (6 cyl. 223)	Identified by "No Filter Element" printed on case-not serviced-improvise by fabricating one piece fuel line from fuel pump to carb. -make from 8C 2269-A tubing and (2) 87944-S8 fittings	1	*C0AE 9155-B
60/	A Special (with 352, 390, 406, 427 engine & 4/B, 6/B, 8/B carburetor)		1	B7Q 9155-A (FG-21)
61/	A, B, S, X(6 cyl. & 8 cyl.)-use on non-warranted vehicles with 5/16" or 3/8" fuel line	Kit (fuel filter)-1n line	1	C2RZ 9155-A (FG-2)
60/	A, B, S, X-use on all vehicles with 5/16" or 3/8" fuel lines		1	C2RZ 9155-B
62	A, B	Except 8 cyl. 352, 390 with air conditioning	1	C2AZ 9155-A (FG-33)
63/64	B(with H/D oil filter) (8 cyl. 221, 260)		1	
63	B(6 cyl. 170)		1	
63	B (6 cyl. 200) "Before 2/14/63"	Use with C3OZ 9350-A fuel pump-after 2/14/63 use C3OZ 9350-B fuel pump & filter assy.	1	
63/64	Taxi & A P/C (6 cyl. 223)	Use with C2AZ 9350-F fuel pump	1	
62	X	Service Pkg. includes (1) C1AE 9C323-A or C1AE 9C323-C hose and (2) 375416-S35 clamps	1	C2DZ 9155-A (FG-5)
62	B(8 cyl.)	Bolt (fuel filter to cyl. hd.)-3/8"-16 x 1 1/4"hex. hd.	2	20428-S8(B82)
62	B (6 cyl.)	Bolt (fuel filter to bracket)-3/8"-16 x 3/4"hex.hd.	2	20348-S8(B77)
		Lockwasher-3/8"		34807-S8(X66)
@ 9156 FUEL FILTER LINE CHART				
60	A Special (with 352 eng. & 4/B carb.)	Connector-3/8" flared tube-5/8"-18 female and 1/4"-20 male thread	AR 2	87945-S8(I-23)
61/63	A Special (8 cyl. 390-6/B carb.)		1	359335-S100 (GG200)
61	Taxicab (6 cyl. 223)	Clip (attach fuel filter to carb. tube assy. to fuel filter support bracket)	1	
9170 HOSE - FUEL TANK VENT PIPE - RUBBER - Also refer to Group 9324				
64/	S	.115" I.D. -.24" O.D. -1.56" long	1	C4SZ 9170-A
9171 CLAMP - FUEL TANK VENT HOSE				
60/61	A(except S/W), S "Before 12/4/60"	.50" diameter-self tightening type	2	8M 9171-B
61	X "Before 12/4/60"	Fuel tube hose to fuel filter	4	
60/	A, S, X "From 12/4/60"	Clamp-fuel pump hose-9/16" diameter	AR	375416-S35(EE4)
60/61	S/W	Clamp (fuel tank vent pipe hose)	2	59T 2342-A
9180 BRACKET - FUEL FILTER				
60/	A Special (with 352, 390, 406, 427 engine & 4/B, 6/B or 8/B carburetor)		1	C0AE 9180-A
61	Taxicab (with 6 cyl. 223)	Support	1	*C0AE 9180-B
62/64	B, X	Bracket (fuel filter tube support)	1	C2DZ 9180-A
61	X		1	C2OZ 9180-A
62/63	B (6 cyl. 170)		1	
62	A (6 cyl. 223)		1	C2AZ 9180-A
63/64	Taxi & P/C (6 cyl. 223)		1	
63	B(8 cyl. 289)	Bracket (fuel pump to carburetor tube)	1	C3OZ 9180-A
64	A, B, X(8 cyl. 260, 289)		1	
61	X	Bolt (tube support brkt. assy. thru water outlet connection to cyl.)-5/16"-18 x .75" hex. lock	1	370790-S(BB428)
9202 FLOAT ASSY. - FUEL TANK SENDER				
60/	A, S(6 & 8 cyl.)		1	C0AZ 9202-A
60/	X(6 & 8 cyl.)		1	
62/	E(6 & 8 cyl.)		1	

③ Fuel tank tube replacements are to be made from bulk tubing stock listed by size and part number under basic Group 2269

YEAR	MODEL	DESCRIPTION	QTY.	PART NUMBER
9229 GASKET - CARBURETOR FUEL INLET ADAPTOR - Also refer to 9510 Carburetor Parts List-Section 95				
60/63	A, S	Used with carb. C0AE 9510-AA, C1AE 9510-Y, Z, AA, AB, AC, AD, AF, AG, AH, AK, AL, AM, AV, C2SZ 9510-B	1	C2AZ 9229-A
60	A, S (8 cylinder)(except 352-4/B Special)	Use with C0AE 9155-A filter	1	
61/63	A Special, S (8 cyl. 390, 406-8/B carb.)	Used with carb. C1AE 9510-AU, C2SZ 9510-C	2	
60/63	A, B, S	Used with carburetors C2AZ 9510-C, D, G, C2OZ 9510-A, F, C2SZ 9510-A, D	1	
60/63	A	"O" ring (carburetor inlet connecting tube)-.38" O. D. -.24" I. D. -.07" thick-used with carburetor C0AE 9510-AA, C1AE 9510-AM	2	B5A 9229-A
60/61	A, S		1	B7A 9229-A
9241 FITTING - FUEL PUMP INLET				
63/64	S		1	B8LY 9241-A
9242 FERRULE - FUEL LINE				
61/63	A Special(8 cyl. 390, 406, 427-4/B, 6/B, 8/B carb.)	1/4" I. D. -1/4" long-thermostatic choke tube to choke housing	1	B 9242-A
62/63	S Special (8 cyl. 390-6/B carburetor)	Thermostatic choke tube to carburetor	1	
60/63	A, B, S (8 cyl. 221, 260, 289, 292, 332, 352, 390)	Thermostatic choke tube to carburetor	1	
64	A, S (8 cyl. 390, 427)	Thermostatic choke tube to carburetor	1	
@ 9B273 TUBE ASSY. - FUEL FILTER TO FUEL PUMP				
@ 9A274 LINE ASSY. - FUEL FILTER TO CARBURETOR				
9275 GAUGE ASSY. - FUEL - TANK UNIT				
- A -				
60/64	A (except S/W)	Gauge & outlet tube assy. -service pkg. includes C0AF 9276-A gasket	1	C2AZ 9275-D
60/62	A(S/W)	Gauge & outlet tube assy. -service pkg. includes C0AF 9276-A gasket	1	C2AZ 9275-B
63/64	A(S/W)	Gauge & outlet tube assy. -service pkg. includes C0AF 9276-A gasket	1	C3AZ 9275-B
- B -				
62/	B(except S/W)	Gauge & outlet tube assy. -service pkg. includes C0AF 9276-A gasket	1	C2OZ 9275-B
63/	B(S/W)	Gauge & outlet tube assy. -service pkg. includes C0AF 9276-A gasket	1	C3OZ 9275-A
- S -				
60	S	12 volt-service pkg. includes B9AF 9276-A gasket	1	B8S 9275-A
61/63	S	"Before 9/5/62" Gauge & outlet tube assy. -use with 5/16" fuel lines-service pkg. includes C0AF 9276-A gasket	1	C3SZ 9275-A
63	S	"From 9/5/62" Gauge & outlet tube assy. -used with 3/8" fuel lines-service pkg. includes C0AF 9276-A gasket	1	C3SZ 9275-B
64/	S	Used without low fuel level warning -service pkg. includes C0AF 9276-A gasket	1	C4SZ 9275-C
64/	S	Used with low fuel level warning -service pkg. includes C0AF 9276-A gasket	1	C4SZ 9275-D
- X -				
60/64	X(except S/D, S/W, 66)	Gauge & outlet tube assy. -service pkg. includes C0AF 9276-A gasket	1	C2DZ 9275-A
60/63	X(S/D, S/W, 66A)	Gauge & outlet tube assy. -service pkg. includes C0AF 9276-A gasket-(for 1960/62 Models	1	C2DZ 9275-B
64	X(S/W) (6 cyl. only)	when using C2DZ 9275-B use an 18 gauge 5" long jumper wire with B9A 14294-K and B9A 14294-A terminals)	1	
64	X(S/D, 66)	Gauge & outlet tube assv. -service pkg. includes C0AF 9276-A gasket	1	C4DZ 9275-A
64	X(S/W)-8 cyl. only		1	
60/	A, S	Screw (gauge to fuel tank)-No. 10-32 x 1/2" round head	6	27081-S8(U175)
62/	A	Flat washer-. 19" I. D. -. 35" O. D.		351270-SB (XX72)
		Nut-No. 10-32 hex.		34079-S7(M163)
9276 GASKET - FUEL GAUGE - TANK UNIT				
60	S	Buna rubber-2. 12" I. D. -2.29" O. D. -. 16" thick	1	B9AF 9276-A
60/	A, B, X	Buna rubber-2. 41" I. D. -2. 58" O. D. -. 125" thick	1	C0AF 9276-A
61/	S		1	

@ Fuel tank vent tube replacements are to be made from bulk tubing stock listed by size and part number under basic Group 2260

FORD CAR PARTS

SECTION 90

441

YEAR	MODEL	DESCRIPTION	QTY.	PART NUMBER
	9277	RING-FUEL TANK SENDER RETAINER LOCKING - Refer to Group 9A307		
60	S		1	B7A 9277-A
	9278	GAUGE ASSY. - OIL PRESSURE - ENGINE UNIT		
60/63	A, B, S, X	Stamped No. 6-1/4"-18 pipe thread	1	B6AZ 9278-B
64	A, B, X		1	(SW-667)
64/	S	No. 80 stamped on surface above threads	1	B7T 9278-A
				(SW-383)
	9D280	TUBE ASSY. - CARBURETOR FUEL		
63/	A Special (8 cyl. 406, 427-8/B carburetor)		1	C3AZ 9D280-B
	9281	MASK - FUEL and TEMPERATURE GAUGE - Refer to Group 9313		
60	S		1	* B9S 9281-A
	9B281	CLIP - FUEL FILTER BRACKET		
60/	A Special (with 352, 390, 406, 427 engine & 4/B, 6/B or 8/B carburetor)		2	B7TZ 9B281-A
	9D281	HOSE - FUEL BLOCK TO CARBURETOR		
61/63	A Special (8 cyl. 390, 406-6/B carburetor)	To No. 3 carburetor-9/16" x 5.08" long-cut from C3AZ 9D281-C	1	*C1AE 9D281-E
61/63	A Special (8 cyl. 390, 406-6/B carburetor)	To No. 1 carburetor-9/16" x 4.59" long-cut from C3AZ 9D281-C	1	*C1AE 9D281-A
62/63	S Special 8 cyl. 390-6/B carburetor		3	
61/63	A Special (8 cyl. 390, 406-6/B carburetor)	To No. 2 carburetor-9/16" x 4.85" long-cut from C3AZ 9D281-C	1	*C1AE 9D281-C
63/	A Special (8 cyl. 406, 427-8/B carburetor)	9/16" diameter-5.28" long-cut from C3AZ 9D281-C	2	*C3AZ 9D281-A
61/64	A Special, S(8 cyl. 390, 406, 427-6/B carb.)	9/16" O. D. -9/32" I. D. -7.22" long	AR	C3AZ 9D281-C
61/63	A, S Special(8 cyl. 390, 406-6/B carburetor)	Clamp(hose to fuel block & hose to carb.)-1/2" hose	6	C0AZ 8287-A
63/	A Special (8 cyl. 406, 427-8/B carb.)	Clamp (hose to fuel outlet tube)-1/2" hose	4	
	@ 9282	FUEL LINE CHART		
60/	A	Nut (fuel line to tank and flexible line)-5/16" flared tube-1/2"-20	2	87944-S8(I-22)
60/	S		4	
60/	S	Union (fuel line)-5/16"	1	87213-S(I-47)
60	X	Clip assy. (tube-tank to fuel pump & tube-rear brake tube connector to rear hose to underbody assy.)	2	373257-S100 (GG96)
60/	X	Clip assy. (tube-tank to fuel pump to underbody assy.)	2	376234-S100 (GG95)
60	X	Clip assy. (tube-tank to fuel pump & tube-rear brake connector to rear hose to underbody assy.)	1	
62	B	Clip (tube-tank to fuel pump to dash panel)	1	
61/63	A Special (with 4/B or 6/B carburetor)-8 cyl. 390, 406	Bushing (fuel line to fuel pump)-1/4" to 1/8" pipe-reducing	1	358267-S(II-47A)
63	A Special (with 4/B or 6/B carb.)-8 cyl. 406	Clip (fuel line tube to frame)-3/16" diameter	2	371063-S32(GG226)
63	A Special (with 4/B or 6/B carb.)-8 cyl. 406	Clip (fuel line tube and brake hose to frame)	3	
63	S	Clip (fuel line)-9/16"	1	352204-S100(GG148)
61	S	Clip (fuel line tube to frame)-.33"diameter	1	358360-S32(GG143)
63	S	Screw (fuel tank tube to frame)-5/16"-18 x 1/2" hex, washer head tapping	1	40923-S8(U264)
61	S	Grommet (fuel line tube thru frame)	1	352963-S(KK17)
60	S	Clip (tube-fuel tank to pump to under body)	1	352977-S100(GG156)
64/	S	Clip (fuel line tube to frame)	2	373744-S7-8 (GG163P)
60/	X	Clip assy. (tube-fuel tank to pump to underbody)	AR	373842-S100(GG207)
61	S	Clip (tube-fuel tank to pump to dash panel)-5/16" x 3/16"	2	356626-S32(GG22)
63/	X	Clip (tube-fuel tank to pump to brake hose to floor or underbody)	1	
	9A282	WIRE ASSY. - OIL PRESSURE GAUGE CONNECTOR		
61/63	S	15.00" long-cut from B6A 14296-C bulk wire & add necessary terminals	1	*C1SF 9A282-A
62/63	B(with A/C & P/S)	10.00" long-cut from B6A 14296-C bulk wire	1	*C2OB 9A282-A
64/	X(8 cyl. 260, 289)(with P/S)	13.00" long-cut from B6A 14296-C bulk wire	1	*C4DB 9A282-A
64	A, B (with A/C & P/S)-8 cyl.	6.00" long-cut from B6A 14296-C bulk wire	1	*C4OB 9A282-A
	9A283	BEZEL - FUEL GAUGE		
64/	S	(1) req'd. fuel gauge, oil gauge, temperature gauge, ammeter assembly	4	C4SZ 9A283-A

@ Fuel tank tube replacements are to be made from bulk tubing stock listed by size and part number under Basic Group 2269

YEAR	MODEL			DESCRIPTION	QTY.	PART NUMBER	
9288 LINE ASSY. - FUEL PUMP TO FUEL TANK LINE - FLEXIBLE - Also refer to Group 9324							
60/63	S(except 430)			1/8"-27 thread one end-15.20" long-cut to 9.22" long	1	C1UU 9288-A	
60/61	A, X			Cut to 8.22" long	1		
62/63	X (except with electric w/s wipers)			Cut to 8.22" long	1		
62/64	A (Special with 4/B, 6/B, 8/B carburetor)			Cut to 8.22" long	1		
9C291 SHIELD - BRAKE and FUEL LINES							
61/63	S				1	C2SZ 9C291-A	
64/	S				1	C4SZ 9C291-B	
61/	S			Screw (shield to rocker panel)-No. 14-10 x 5/8" hex. washer head-self tapping	4	31498-S8(U253B)	
9E292 SPRING - FUEL INDICATOR LENS RETAINER							
64/	S			(1) req'd. fuel gauge, oil gauge, temperature gauge, ammeter assembly	4	C4SZ 9E292-A	
9E295 WIRING ASSY. - OIL TEMPERATURE INDICATOR							
63/64	A Special (8 cyl. 427)				1	C3AZ 9E295-A	
9E296 FLASHER ASSY. - OIL TEMPERATURE INDICATOR							
63/64	A Special (8 cyl. 427)				1	C3AZ 9E296-A	
9E298 GASKET - FUEL TANK GAUGE WIRING RETAINER							
64/	S				1	C4SZ 9E298-A	
YEAR	MODEL	CYL.	C.I.D.	DESCRIPTION	FUEL PUMP CATALOG SYMBOL	QTY.	PART NUMBER
9E301 FILTER - FUEL LEVEL INDICATOR LIGHT							
64/	S	8	390	Fuel level gauge		1	C4SZ 9E301-A
64/	S	8	390	Temperature gauge		1	
64/	S	8	390	Oil pressure gauge		1	
64/	S	8	390	Ammeter assembly		1	
9302 PLATE - FUEL GAUGE BACK							
60/62	A	6&8	All			1	*C2AZ 9302-A
63/64	A	6&8	All			1	C3AZ 9302-A
9302 SEAT - VACUUM PUMP DIAPHRAGM SPRING							
60/62	A, S, X	6&8	All		56,58,61,64,66, 67,70,113,114, 115	1	A8T 9302-A
9D303 TUBE ASSY. - CARBURETOR FUEL MANIFOLD							
62/63	S Special (with 6/B carburetor)	8	390	3/8" O.D.-28.96" developed length-make from B7Q 2269-A tubing and (2) 87945-S8 fittings		1	*C2SE 9D303-A
9304 PLATE - TEMPERATURE GAUGE BACK							
63/64	A	6&8	All			1	C3AZ 9304-A
9305 GAUGE ASSY. - FUEL - INSTRUMENT PANEL UNIT							
60	A	6&8	All	Less back plate		1	C0AF 9305-C
61	A	6&8	All			1	C1AF 9305-A
62	A	6&8	All			1	C2AZ 9305-A
63	A	6&8	All			1	C3AZ 9305-A
64	A	6&8	All			1	C4AZ 9305-A
62	B	6&8	170,221			1	C2OZ 9305-A
63	B	6&8	All			1	C3OZ 9305-A
64	B	6&8	All			1	C4OZ 9305-A
60/64	S	8	390			1	C4SZ 9305-A
60/62	X	6	144,170			1	C2DZ 9305-A
63	X	6&8	All			1	C3DZ 9305-A
64/	X	6&8	All			1	C5DZ 9305-A

• Refer to Group 9350 for complete Fuel Pump Identification

FORD CAR PARTS

SECTION 93

443

YEAR	MODEL	CYL.	C.I.D.	DESCRIPTION	• FUEL PUMP CATALOG SYMBOL	QTY.	PART NUMBER
9307 GAUGE ASSY. - FUEL & TEMPERATURE							
60	S	8	All			1	C0SF 9307-B
61/63	S	8	All			1	C3SZ 9307-A
9A307 RING - FUEL TANK SENDER RETAINER LOCKING - Also refer to Group 9277							
60/	A, B, S, X	6&8	All			1	C0AZ 9A307-A
9B308 GAUGE - OIL PRESSURE - INSTRUMENT PANEL UNIT							
64/	S	8	390			1	C4SZ 9B308-A
9310 LINK - VACUUM PUMP ROCKER ARM							
60/62	A, S, X	6&8	All	Serviced in kit 9349	56,61,64,66,67, 70,113,114,115	1	B5A 9310-A
9313 MASK - FUEL & TEMPERATURE GAUGE - Also refer to Group 9281							
61	S	8	All			1	*C1SF 9313-A
62/63	S	8	All			1	C2SZ 9313-A
63	A	6&8	All	Fuel level gauge		1	C3AZ 9313-A
63	A	6&8	All	Temperature gauge		1	C3AZ 9313-B
64	A	6&8	All	Fuel level gauge		1	C4AZ 9313-A
64	A	6&8	All	Temperature gauge		1	
9B313 LENS ASSY. - FUEL & TEMPERATURE GAUGE - Also refer to Group 9B315							
61	S	8	All	Not replaced (7-68)		1	*C1SF 9B313-C
62/63	S	8	All			1	C2SZ 9B313-A
9314 DIAPHRAGM ASSY. - VACUUM PUMP							
60/62	A, X	6	All		56,61,64,66,67, 114, 115	1	B5A 9314-A
60/61	A, S	8	All		58, 70, 113	1	B5A 9314-B
9B314 BEZEL - FUEL & TEMPERATURE GAUGE							
61	S	8	All			1	*C1SF 9B314-A
62/63	S	8	All			1	C2SZ 9B314-A
63/64	A	6&8	All	Fuel level gauge		1	C3AZ 9B314-A
63/64	A	6&8	All	Temperature gauge		1	
9315 SPRING - VACUUM PUMP DIAPHRAGM							
60/62	A, S, X	6&8	All	9 coils-35/64" I.D. -1 7/8" long- serviced in kit 9349	56,58,61,64,65, 66,67,68,70, 113,114,115	1	B5A 9315-A
9B315 LENS - FUEL LEVEL GAUGE - Also refer to Group 9B313							
64/	S	8	390	Fuel level gauge		1	C4SZ 9B315-B
64/	S	8	390	Temperature gauge		1	
64/	S	8	390	Oil pressure gauge		1	
64/	S	8	390	Ammeter assy.		1	
9317 SEAT - FUEL PUMP DIAPHRAGM SPRING							
62	B	6	170	Retainer (diaphragm spring)- 1 5/8" O. D.	82	1	*A8T 9317-A
9A317 CLIP - FUEL LINE							
60	X(except S/W, 66A)	6	144	Used with electric w/s wipers		3	*B2AZ 9A317-A
60/	X (S/D,S/W,66)	6	144,170 200			1	C0DD 9A317-A
9324 HOSE - FUEL TUBE CONNECTOR - Also refer to Groups 9170 & 9288							
60/	A, B, X	6&8	All	9/32" I. D. -17/32" O. D. - 25 ft. roll		1	C9PZ 9324-B (KFL-2)
60/	A, B, X	6&8	All	11/32" I. D. -19/32" O. D. - 25 ft roll		1	C9PZ 9324-A (KFL-1)
60/62	A(S/W)	6&8	All	19/32" I.D.-7/8" O.D.-30 3/16" long-cut to 6 3/32" long		1	C0AZ 9324-A
64	A	8	352	Choke control inlet connector-		1	*C1SZ 9324-C
61/63	S	8	390	15/64" I. D. x 18 3/32" long-cut from C8AZ 17543-B			
60/	A, B, S, X	6&8	All	70" long-use with 375416-S35 clamp-cut to length required		1	C2AZ 9324-D
63/	A, B, S, X	6&8	All	Fuel tube-71" long-cut to fit		1	C3SZ 9324-D
61	S	8	390	Clip (fuel tube to side rail)-hose 19/32" diameter		1	352605-S8(GG149)
61	S	8	390	Bolt (clip to side rail)-5/16"-18 x 7/8" hex. hd. -self tapping		1	40182-S(U269)
61/	S	8	390	Clamp (vent tube to fuel tank)- .438" hose		1	97325-S35(E1)
62/	A, B, S, X	6&8	All	Clamp-1/2" hose		AR	C0AZ 8287-A

• Refer to Group 9350 for complete Fuel Pump Identification

YEAR	MODEL	CYL.	C.I.D.	DESCRIPTION	FUEL PUMP CATALOG SYMBOL	QTY.	PART NUMBER
9328 VALVE ASSY. - VACUUM PUMP CHECK							
60	S	8	430			1	B9S 9328-A
9D336 BRACKET - FUEL GAUGE MOUNTING							
64/	S	8	390	Fuel level gauge		1	C4SZ 9D336-A
64/	S	8	390	Temperature gauge		1	
64/	S	8	390	Oil pressure gauge		1	
9B339 FITTING - OIL PRESSURE GAUGE TO ENGINE							
62	B	8	All			1	C2OZ 9B339-A
9343 BODY and PLUGS ASSY. - FUEL PUMP - UPPER							
62/63	A	8	352,390	Includes valves	73,85,91	1	C2AZ 9343-A
60/62	A	6	223	Includes valves	74,79	1	*C2AZ 9343-B
62/63	A	8	352	Includes valve	90,92	1	C3AZ 9343-B
62/64	Taxicab & P/C	6	223	Includes valves	83	1	C3UZ 9343-A
63	A	8	352		99	1	C3AZ 9343-C
63	A,B,X	8	All	Includes valves	86,93,96	1	C3AZ 9343-A
63/	A,B,X	8	All		98,100,103,118	1	C3AZ 9343-D
60	S	8	430		57	1	*COLE 9343-A
62	S	8	390	Includes valves	78	1	*C2SZ 9343-A
62	S Special (with 6/B carb.)	8	390	Includes valves	81	1	*C2SZ 9343-B
62/63	S	8	390	Includes valves-use with 353107-S reducer	89,94,95	1	C3TZ 9343-A
63/64	S	8	390		101,104	1	C3SZ 9343-B
60	S	8	430	Screw & washer assy.(cover to	57	2	359462-S100(BB79)
62/	A,B,S,X	6&8	All	body)-1/4"-28 x .875" fill, head	73,74,78,83, 85,86,89 thru 96,98,99,100, 101,103,104, 118	2	
60	S	8	430	Screw & washer assy.(body &	57	6	359617-S100
62/	A,B,S,X	6&8	All	plugs assy. to fuel pump body)- No. 10-32 x .625" pan head	83,85,86,89 thru 96,98,99, 100,101,103, 104,118	6	(BH626)
62/63	S	8	390	Reducer-1/4" to 1/8"	89	1	353107-S(II-46)
9349 REPAIR KIT - FUEL PUMP							
60/61	A,S	8	All		59	1	B8A 9349-C
Consists of the following							
2-B7A	9352-A	Valve	2-B5A	9379-A	Plug	2-49B 9408	Gasket (oil seal)
1-B5AZ	9A358-A	Diaphragm	1-B8S	9380-A	Spring	1-C3AZ 9417-C	ΔGasket (mounting)
1-B7A	9364-A	•Gasket (bowl)	1-C2OZ	9381-A	Link	1-B8A 9417-A	⊕Gasket
1-A9AZ	9364-A	◊Gasket (bowl)	1-B1AZ	9A393-A	Seal (oil)	1-B7A 9468-A	Retainer
1-B7A	9366-A	•Gasket (filter)	1-B8A	9396-A	Spring		
1-B5A	9378-A	Pin	1-B5A	9398-C	Diaphragm		
60/61	A,S	8	All		58	1	B8A 9349-D
Consists of the following							
1-B5A	9310-A	Link	1-B7A	9366-A	•Gasket (filter)	1-B8A 9396-A	Spring
1-B5A	9314-B	Diaphragm	3-B1AZ	9367-A	Gasket	1-B5A 9398-C	Diaphragm
1-B5A	9315-A	Spring	1-A9AZ	9378-A	Pin	2-49B 9408	Gasket (oil seal)
4-B6Q	9352-A	Valve (vacuum)	1-A9AZ	9380-A	Spring	1-B8A 9417-A	⊕Gasket (mounting)
2-B7A	9352-A	Valve (fuel)	1-7RA	9381	Link	1-C3AZ 9417-C	ΔGasket (mounting)
1-B5AZ	9A358-A	Diaphragm	1-7RA	9382	Spacer	1-A9AZ 9418-A	Washer
1-B7A	9364-A	•Gasket (bowl)	1-A9AZ	9389-A	Bushing	2-B7A 9468-A	Retainer
1-A9AZ	9364-A	◊Gasket (bowl)	2-B1AZ	9A393-A	Seal (oil)	2-352896-S	Washer

• Refer to Group 9350 for complete Fuel Pump identification • With B6T 9365-B (1957 model) & B7A 9365-A strainers only

⊕ For 1958-60 332, 352 engines with steel stamped engine covers B8A 6019-B or COAE 6019-A • w/B7A 9365-A strainer only

◊ With B6T 9365-B (except 1957 model) & B5A 9365-A strainers only

Δ For all except 1958-60 332, 352 engines with steel stamped front covers B8A 6019-B or COAE 6019-A

FORD CAR PARTS

445

SECTION 93

YEAR	MODEL	CYL.	C.I.D.	DESCRIPTION	• FUEL PUMP CATALOG SYMBOL	QTY.	PART NUMBER
9349 REPAIR KIT - FUEL PUMP - continued							
60/61	A	6	223		60	1	C0DZ 9349-A
Consists of the following							
	2-B7A 9352-A		Valve (fuel)	1-B5A 9378-A	Pin	1-B5AZ 9396-A	Spring
	1-B5AZ 9A358-A		Diaphragm	2-B5A 9379-A	Plug	1-B5AZ 9398-B	Diaphragm
	1-B7A 9364-A		‡ Gasket	1-40 9380	Spring	2-49B 9408	Gasket
	1-A9AZ 9364-A		◇ Gasket	1-EAA 9381-A	Link	1-C0DE 9417-A	*Gasket
	1-B7A 9366-A		‡ Gasket	1-B1AZ 9A393-A	Seal (oil)	1-C3AZ 9417-C	**Gasket
			* All passenger and 1955/61 truck	** 1962/ truck		1-B7A 9468-A	Retainer
60/61	A	6	223		61	1	C0DZ 9349-B
Consists of the following							
	1-B5A 9310-A		Link	1-B7A 9366-A	‡ Gasket	1-B5AZ 9396-A	Spring
	1-B5A 9314-A		Diaphragm	3-B1AZ 9367-A	Gasket	1-B5A 9398-A	Diaphragm
	1-B5A 9315-A		Spring	1-A9AZ 9378-A	Pin	2-49B 9408	Gasket
	4-B6Q 9352-A		Valve	1-A9AZ 9380-A	Spring	1-C0DE 9417-A	Gasket
	2-B7A 9352-A		Valve	1-7RA 9381	Link	1-A9AZ 9418-A	Washer
	1-B5AZ 9A358-A		Diaphragm	1-A9AZ 9382-A	Spacer	2-B7A 9468-A	Retainer
	1-B7A 9364-A		‡ Gasket	1-A9AZ 9389-A	Bushing	2-352896-S	Washer
	1-A9AZ 9364-A		◇ Gasket	2-B1AZ 9A393-A	Seal (oil)		
60	S	8	430		52	1	B9S 9349-A
Consists of the following							
	2-B7A 9352-A		Valve	1-B8S 9389-A	Bushing	2-49B 9408	Gasket (oil seal)
	1-C1SZ 9A358-A		Diaphragm	1-B1AZ 9A393-A	Seal (oil)	1-C3AZ 9417-C	Gasket (mounting)
	1-B8S 9378-A		Pin	1-B8S 9396-A	Spring	1-A9AZ 9418-A	Washer
	1-B8S 9380-A		Spring	1-B8S 9398-A	Diaphragm	1-B7A 9468-A	Retainer
	1-B8S 9381-A		Link				
60	S	8	430		57	1	C0SZ 9349-A
Consists of the following							
	1-C1VE 9A358-A		Diaphragm	1-C0LE 9A360-A	Plug	1-C0LE 9398-B	Diaphragm assy.
						1-C3AZ 9417-C	Gasket
60/64	A Special (with 4/B, 6/B or 8/B carb.)	8	352,390 406,427		69	1	C0AZ 9349-A
Consists of the following							
	2-B7A 9352-A		Valve	1-A9AZ 9382-A	Spacer	1-C0AE 9398-A	Diaphragm
	1-C1TZ 9A358-A		Diaphragm	1-B5AZ 9389-A	Bushing	2-49B 9408	Gasket
	1-A9AZ 9378-A		Pin	1-B5AZ 9A392-A	Retainer	1-B8A 9417-A	Gasket (352 eng. only)
	1-C0AZ 9380-A		Spring	1-C0AZ 9A393-A	Seal (oil)	1-C3AZ 9417-C	Gasket (390, 406 eng.)
	1-C0AE 9381-A		Link	1-C0AE 9396-A	Spring	1-A9AZ 9418-A	Washer
						2-352897-S	Washer
60/62	B, X	6	144,170		62,63,65,68,72, 77	1	C0DZ 9349-C
Consists of the following							
	2-C0DE 9352-A		Valve assy.	1-B5A 9378-A	Pin	1-B5AZ 9398-B	Diaphragm
	1-B5AZ 9A358-A		Diaphragm	2-B5A 9379-A	Plug	2-49B 9408	Gasket
	1-B7A 9364-A		‡ Gasket	1-40 9380	Spring	1-C0DE 9417-A	Gasket (car only)
	1-A9AZ 9364-A		@Gasket	1-EAA 9381-A	Link	1-C3AZ 9417-C	Gasket (Econoline & truck only)
	1-B7A 9366-A		‡ Gasket	1-B1AZ 9A393-A	Seal (oil)	1-B7A 9468-A	Retainer
				1-B5AZ 9396-A	Spring		
60/62	X	6	144,170		56,64,66,67	1	C0DZ 9349-D
Consists of the following							
	1-B5A 9310-A		Link	1-B7A 9366-A	‡ Gasket	1-B5AZ 9396-A	Spring
	1-B5A 9314-A		Diaphragm	3-B1AZ 9367-A	Gasket	1-B5A 9398-A	Diaphragm
	1-B5A 9315-A		Spring	1-A9AZ 9378-A	Pin	2-49B 9408	Gasket
	4-B6Q 9352-A		Valve assy.	1-A9AZ 9380-A	Spring	1-C0DE 9417-A	Gasket
	2-C0DE 9352-A		Valve assv.	1-7RA 9381	Link	1-A9AZ 9418-A	Washer
	1-B5AZ 9A358-A		Diaphragm	1-A9AZ 9382-A	Spacer	2-B7A 9468-A	Retainer
	1-B7A 9364-A		‡ Gasket	1-A9AZ 9389-A	Bushing	2-352896-S	Washer
	1-A9AZ 9364-A		@Gasket	2-B1AZ 9A393-A	Seal (oil)		

• Refer to Group 9350 for complete Fuel Pump identification @ With B6T 9365-B strainer only
 ◇ With B6T 9365-B (except 1957 model) and B5A 9365-A strainers only ‡ With B7A 9365-A strainer only

YEAR	MODEL	CYL.	C.I.D.	DESCRIPTION	FUEL PUMP CATALOG SYMBOL	QTY.	PART NUMBER
9349 REPAIR KIT - FUEL PUMP - continued							
60/61	A, X	6	144, 170, 223		114, 115	1	COAZ 9349-C
Consists of the following							
1-B5A	9310-A	Link	1-A9AZ 9364-A	Gasket	1-A9AZ 9389-A	Bushing	
1-B5A	9314-A	Diaphragm	1-COAZ 9368-A	Screen	2-B1AZ 9A393-A	Seal (oil)	
1-B5A	9315-A	Spring	1-A9AZ 9378-A	Pin	1-B5AZ 9396-A	Spring	
4-B6Q	9352-A	Valve assy.	1-A9AZ 9380-A	Spring	1-B5A 9398-A	Diaphragm	
2-B7A	9352-A	Valve assy.	1-C5AZ 9381-A	Link	1-A8TZ 9417-A	Gasket	
1-B5AZ	9A358-A	Diaphragm	1-A9AZ 9382-A	Spacer	1-A9AZ 9418-A	Washer	
					2-B7A 9468-A	Retainer	
60/61	A, S	8	All		70	1	C1AZ 9349-A
Consists of the following							
1-B5A	9310-A	Link	1-A9AZ 9378-A	Pin	1-C1AZ 9398-A	Diaphragm	
1-B5A	9314-B	Diaphragm	1-A9AZ 9380-A	Spring	2-49B 9408	Gasket	
1-B5A	9315-A	Spring	1-7RA 9381	Link	1-C3AZ 9417-C	Gasket	
4-B6Q	9352-A	Valve assy.	1-A9AZ 9382-A	Spacer	1-A9AZ 9418-A	Washer	
2-B7A	9352-A	Valve assy.	1-A9AZ 9389-A	Bushing	2-B7A 9468-A	Retainer	
1-C1SZ	9A358-A	Diaphragm	2-B1AZ 9A393-A	Seal (oil)	2-352896-S	Washer	
3-B1AZ	9367-A	Gasket	1-B8A 9396-A	Spring			
60/61	A, S	8	292, 352, 390		113	1	B5SZ 9349-B
Consists of the following							
1-B5A	9310-A	Link	1-A9AZ 9378-A	Pin	1-B5AZ 9396-B	Spring	
1-B5A	9314-B	Diaphragm	1-A9AZ 9380-A	Spring	1-B5SZ 9398-B	Diaphragm	
1-B5A	9315-A	Spring	1-C5AZ 9381-B	Link	1-A8TZ 9417-A	Gasket	
4-B6Q	9352-A	Valve assy.	1-A9AZ 9382-A	Spacer	1-A9AZ 9418-A	Washer	
2-B7A	9352-A	Valve assy.	1-A9AZ 9389-A	Bushing	2-B7A 9468-A	Retainer	
1-C1SZ	9A358-A	Diaphragm	2-B1AZ 9A393-A	Seal (oil)			
60/61	A, S	8	All		71	1	C1SZ 9349-A
60/62	A, S	8	All	Use with pump identified 6504 only	75	1	
Consists of the following							
2-B7A	9352-A	Valve	1-A9AZ 9382-A	Spacer	1-C1SZ 9398-A	Diaphragm	
1-C1SZ	9A358-A	Diaphragm	1-B5AZ 9389-A	Bushing	2-49B 9408	Gasket	
1-A9AZ	9378-A	Pin	1-B5AZ 9A392-A	Retainer	1-C3AZ 9417-C	Gasket	
1-COAZ	9380-A	Spring	1-COAZ 9A393-A	Seal (oil)	1-A9AZ 9418-A	Washer	
1-COAE	9381-A	Link	1-C1SZ 9396-A	Spring	2-352897-S	Washer	
60/62	A, S	8	All	Use w/pump ident, 6983 only-N, R,	75	1	*C2AZ 9349-C
Consists of the following							
2-CODE	9352-A	Valve	1-COAE 9381-A	Link	1-C1SZ 9396-A	Spring	
1-C1SZ	9A358-A	Diaphragm	1-B5AZ 9389-A	Bushing	1-C1SZ 9398-A	Diaphragm	
1-A9AZ	9378-A	Pin	1-B5AZ 9A392-A	Retainer	2-49B 9408	Gasket	
1-COAZ	9380-A	Spring	1-COAZ 9A393-A	Seal (oil)	1-C3AZ 9417-C	Gasket	
1-COAE	9381-A	Link	1-C1SZ 9396-A	Spring	1-A9AZ 9418-A	Washer	
60/62	A, S	8	292, 352, 390		112, 119	1	B5SZ 9349-A
Consists of the following							
2-B7A	9352-A	Valve assy.	1-C5AZ 9381-A	Link	1-COAZ 9A393-A	Seal (oil)	
1-C1SZ	9A358-A	Diaphragm	1-A9AZ 9382-A	Spacer	1-C1SZ 9396-A	Spring	
1-A9AZ	9378-A	Pin	1-B5AZ 9389-A	Bushing	1-B5SZ 9398-A	Diaphragm	
1-COAZ	9380-A	Spring	1-B5AZ 9A392-A	Retainer	1-A8TZ 9417-A	Gasket	
					1-A9AZ 9418-A	Washer	
60/	A Special (with 4/B, 6/B or 8/B carb.)	8	352, 390, 406, 427		102, 111	1	COAZ 9349-B
Consists of the following							
2-B7A	9352-A	Valve	1-A9AZ 9382-A	Spacer	1-COAE 9398-A	Diaphragm	
1-C1TZ	9A358-A	Diaphragm	1-B5AZ 9389-A	Bushing	2-49B 9408	Gasket	
1-A9AZ	9378-A	Pin	1-B5AZ 9A392-A	Retainer	1-B8A 9417-A	Gasket	
1-C3AZ	9380-A	Spring	1-COAZ 9A393-A	Seal (oil)	1-C3AZ 9417-C	Gasket	
1-COAE	9381-A	Link	1-COAE 9396-A	Spring	1-A9AZ 9418-A	Washer	

• Refer to Group 9350 for complete Fuel Pump Identification

FORD CAR PARTS

SECTION 93

447

YEAR	MODEL	CYL.	C.I.D.	DESCRIPTION	• FUEL PUMP CATALOG SYMBOL	QTY.	PART NUMBER
9349 REPAIR KIT - FUEL PUMP - continued							
62	A, S	8	352,390		73,78	1	C2AZ 9349-A
Consists of the following							
	1-C2AZ 9A358-A	Diaphragm	1-COLE 9A360-A	Plug	1-C3AZ 9398-B 1-C3AZ 9417-C		Diaphragm Gasket
60/62		6	223		74,79	1	C3UZ 9349-A
Consists of the following							
	1-C2AZ 9A358-B	Diaphragm	1-C2AZ 9398-A 1-C3AZ 9417-B	Diaphragm Gasket	1-370013-S		Plug
60/62	A, X	6	144,170, 223		116, 117	1	C2AZ 9349-E
Consists of the following							
	2-B7A 9352-A	Valve assy.	1-A9AZ 9378-A	Pin	1-C0AZ 9A393-A		Seal (oil)
	1-B5AZ 9A358-A	Diaphragm	1-C2AZ 9380-B	Spring	1-C2AZ 9396-A		Spring
	1-A9AZ 9364-A	Gasket	1-C2AZ 9381-A	Link	1-B5AZ 9398-B		Diaphragm
	1-C0AZ 9368-A	Screen	1-B5AZ 9A392-A	Retainer	1-A8TZ 9417-A 1-A9AZ 9418-A		Gasket Washer
62	Taxicab (non zero lash)	6	223		83	1	★C2AZ 9349-D
63/64	Taxicab & P/C	6	223		83	1	
Consists of the following							
	1-C2AZ 9A358-B	Diaphragm	1-COLE 9A360-A	Plug	1-C2AZ 9398-B 1-C3AZ 9417-C		Diaphragm Gasket
62/64	B	8	221,260		76, 80	1	C2OZ 9349-A
Consists of the following							
	2-B7A 9352-A	Valve	1-C2OZ 9380-A	Spring	1-B5A 9398-C		Diaphragm
	1-B5AZ 9A358-A	Diaphragm	1-C2OZ 9381-A	Link	2-49B 9408		Gasket (oil seal)
	1-B5A 9378-A	Pin (rocker arm)	1-B1AZ 9A393-A	Seal (oil)	1-C3AZ 9417-C		Gasket (mounting)
	2-B5A 9379-A	Plug	1-B8A 9396-A	Spring	1-B7A 9468-A		Retainer
62	B	6	170		82	1	C2OZ 9349-B
Consists of the following							
	2-C0DE 9352-A	Valve	1-C2OZ 9381-A	Link	1-B5AZ 9398-B		Diaphragm
	1-B5AZ 9A358-A	Diaphragm	1-B5AZ 9A392-A	Retainer	2-49B 9408		Gasket (oil seal)
	1-A9AZ 9378-A	Pin	1-C0AE 9A393-A	Seal (oil)	1-C3AZ 9417-C		Gasket (mounting)
	1-C3AZ 9380-A	Spring	1-C2OZ 9396-A	Spring			
63/64	B, X	6	144,170, 200		87, 97	1	C3AZ 9349-D
Consists of the following							
	2-C3AZ 9352-A	Valve assy.	1-B5AZ 9389-A	Bushing	1-C3AZ 9398-D		Diaphragm assy.
	1-A9AZ 9378-A	Pin	2-B5AZ 9A392-A	Retainer	2-49B 9408		Gasket
	1-C3AZ 9380-A	Spring	1-C0AZ 9A393-A	Seal	1-C3AZ 9417-B		Gasket
	1-8EL 9381	Link	1-C3AZ 9396-A	Spring	1-A9AZ 9418-A		Washer
63/64	A	6	223		84	1	C3AZ 9349-E
Consists of the following							
	2-C0DE 9352-A	Valve assy.	1-B5AZ 9389-A	Bushing	1-C3AZ 9398-D		Diaphragm assy.
	1-A9AZ 9378-A	Pin	2-B5AZ 9A392-A	Retainer	2-49B 9408		Gasket
	1-C3AZ 9380-A	Spring	1-C0AZ 9A393-A	Seal	1-C3AZ 9417-B		Gasket
	1-8EL 9381	Link	1-C3AZ 9396-A	Spring	1-A9AZ 9418-A		Washer
62	S Special (with 6/B carb.)	8	390		81	1	★C2SZ 9349-A
Consists of the following							
	1-C2AZ 9A358-A	Diaphragm	1-COLE 9A360-A	Plug	1-COLE 9398-B 1-C3AZ 9417-C		Diaphragm Gasket
63	B(except with H/D oil filter)	8	221,260		86, 93	1	C3AZ 9349-A
63/64	A, B, X	8	All		86, 93, 96, 100, 118	1	
Consists of the following							
	1-C2AZ 9A358-A	Diaphragm	1-COLE 9A360-A	Plug	1-C3AZ 9398-F 1-C3AZ 9417-C		Diaphragm Gasket

• Refer to Group 9350 for complete Fuel Pump Identification

YEAR	MODEL	CYL.	C.I.D.	DESCRIPTION	FUEL PUMP CATALOG SYMBOL	QTY.	PART NUMBER
9349 REPAIR KIT - FUEL PUMP - continued							
62/64	A, S	8	352,390		85,89,90,91,92, 94,95,98,99,101	1	C3AZ 9349-B
Consists of the following							
	1-C2AZ 9A358-A		Diaphragm	1-COLE 9A360-A	Plug	1-C3AZ 9398-E	Diaphragm
				1-C3AZ 9417-C	Gasket		
64	A, S	8	352,390		103, 104	1	C4AZ 9349-A
Consists of the following							
	1-C2AZ 9A358-A		Diaphragm	1-COLE 9A360-A	Plug	1-C4AZ 9398-A	Diaphragm
						1-C3AZ 9417-C	Gasket
63/	A, B, X	6	170,200			1	C3AZ 9349-F
Consists of the following							
	2-CODE 9352-A		Valve assy.	1-B5AZ 9389-A	Bushing	1-C3AZ 9398-D	Diaphragm assy.
	1-A9AZ 9378-A		Pin	2-B5AZ 9A392-A	Retainer	2-49B 9408	Gasket
	1-C3AZ 9380-A		Spring	1-COAZ 9A393-A	Seal	1-C3AZ 9417-B	Gasket
	1-8EL 9381		Link	1-C5AZ 9396-A	Spring	1-A9AZ 9418-A	Washer
9350 PUMP ASSY. - FUEL							
6 Cylinder							
60	X	6	144	Fuel & vacuum -service pkg. includes (1) CODE 9417-A gasket	55	1	*CODE 9350-A R/B CODE 9350-C
60	X (except with electric windshield wipers)	6	144	Fuel & vacuum -service pkg. includes (1) CODE 9417-A gasket	64	1	*CODE 9350-C R/B CODE 9350-J
60	X (except with electric windshield wipers)	6	144	Fuel & vacuum -service pkg. includes (1) CODE 9417-A gasket	66	1	*CODE 9350-H R/B CODE 9350-J
60	X	6	144	Service pkg. includes 1-CODE 9417-A gasket	62	1	*CODE 9350-B R/B CODE 9350-D
60	X	6	144	Service pkg. includes 1-CODE 9417-A gasket	63	1	*CODE 9350-D R/B CODE 9350-K
60	X (with electric windshield wipers)	6	144	Service pkg. includes (1) CODE 9417-A gasket	65	1	*CODE 9350-G R/B CODE 9350-K
60/61	A	6	223	Fuel & vacuum -service pkg. includes CODE 9417-A gasket	61	1	*C0AE 9350-D R/B C0AZ 9350-B
60/61	A	6	223	Airtex-fuel & vacuum -stamped C3RA-G on identification tag - service pkg. includes (1) A8TZ 9417-A gasket, (1) 371411-S adaptor	114	1	C0AZ 9350-B
60/61	A	6	223	Service pkg. includes 1-CODE 9417-A gasket -	60	1	*C0AE 9350-C R/B C2AZ 9350-D
60/61	X (with electric windshield wipers)	6	144,170	Service pkg. includes (1) CODE 9417-A Gasket	68	1	*CODE 9350-K R/B C2DZ 9350-A
60/62	X (except with electric windshield wipers)	6	144,170	Fuel & vacuum -service pkg. includes (1) CODE 9417-A Gasket	67	1	*CODE 9350-J R/B C0DZ 9350-A
60/62	X (except with electric windshield wipers)	6	144,170	Airtex-fuel & vacuum - stamped C3RA-E on identification tag - service pkg. includes (1) A8TZ 9417-A gasket, (1) 371411-S adaptor	115	1	C0DZ 9350-A
62	A (except Taxicab non-zero lash)	6	223	Carter -service pkg. includes (1) C2AA 9324-A hose, (2) 375416-S35 clamp	74	1	*C2AZ 9350-B R/B C2AZ 9350-D
60/62	A	6	223	Carter -service pkg. includes (1) CODE 9417-A gasket, (1) C2AA 9324-A hose, (2) 375416-S35 clamp	79	1	*C2AZ 9350-D R/B C2AZ 9350-G
60/62	A	6	223	Airtex -stamped C3RA-D on identification tag -service pkg. includes(1) A8TZ 9417-A gasket, (1) 371411-S adaptor	116	1	C2AZ 9350-G

* Refer to Group 9350 for complete Fuel Pump Identification

FORD CAR PARTS

SECTION 93

449

YEAR	MODEL	CYL.	C.I.D.	DESCRIPTION	FUEL PUMP CATALOG SYMBOL	QTY.	PART NUMBER
9350 PUMP ASSY. FUEL - continued							
6 Cylinder - continued							
60/62	X (with electric windshield wipers)	6	144,170	Identified by "H" on fuel pump diaphragm cover or by stamped No. 6491 on rocker arm body-service pkg. includes (1) C2DA 9288-A hose, (1) CODE 9417-A gasket (car only), (1) C1SZ 9417-A gasket (Econoline & truck only) and (2) 375416-S35 clamps	72	1	*C2DZ 9350-A R/B C2DZ 9350-B
60/62	X (with electric windshield wipers)	6	144,170	Airtex- stamped C3RA-F on identification tag-service pkg. includes(1)A8TZ 9417-A gasket, (1) C2DA 9288-A hose, (1) 371411-S adaptor, (2) 375416-S35 clamps	117	1	C2DZ 9350-B
62	B	6	170	Identified by "H" on fuel pump body and pulsator cover-service pkg. includes (1) C2OA 9324-C hose, (1) CODE 9417-A gasket & (2) 375416-S35 clamp	77	1	*C2OZ 9350-B R/B C2OZ 9350-D
62	B	6	170	Identified by "AC" on fuel pump body and pulsator cover	82	1	C2OZ 9350-D
62 63/64	Taxicab (non-zero lash) Taxicab & P/C	6 6	223 223	Carter-identified by stamped 3504-S on pump mounting flange -service pkg. includes (1) C1SZ 9417-A gasket	83	1 1	C2AZ 9350-F
63/64	A(except Taxicab & P/C)	6	223	Fuel pump & filter assy.-identified by stamped 6758 on pump mounting flange-service pkg. includes (1) C3AZ 9417-B gasket	84	1	*C3AZ 9350-A R/B C3AZ 9350-T
63/64	X	6	144,170, 200	Fuel pump & filter assy.-identified by stamped 6803 on pump mounting flange-service pkg. includes (1) C3AZ 9417-B gasket	87	1	*C3DZ 9350-A R/B C3AZ 9350-T
63 63	B B	6 6	170 200	Carter-identified by stamped 3513 on pump mounting flange-service pkg. includes (1) C3AZ 9417-B gasket	88	1 1	C3OZ 9350-A
63 64	B B	6 6	200 170,200	Fuel pump & filter assy. - identified by number 6839 stamped on fuel pump mounting flange-service pkg. includes (1) C3AZ 9417-B gasket	97	1 1	*C3OZ 9350-B R/B C3OZ 9350-C
63/64 63/64	A(except Taxicab & P/C) X	6 6	223 144,170, 200	Fuel pump & filter assy. - identified by 0227 stamped on fuel pump mounting flange-service pkg. includes (1) C3AZ 9417-B gasket	109	1 1	*C3AZ 9350-T R/B C3AZ 9350-V
63 64	B B	6 6	170,200 200	Fuel pump & filter assy. - identified by 0228 stamped on fuel pump mounting flange-service pkg. includes (1) C3AZ 9417-B gasket	110	1	C3OZ 9350-C
63/64 63/64	A(except Taxicab & P/C) X	6 6	223 144,170, 200	Fuel pump & filter assy. identified by 0485 stamped on mounting flange-service pkg. includes (1) C3AZ 9417-B gskt., (1) 376148-S nipple	129	1	C3AZ 9350-V
60/62	X	6	144,170	Bolt (fuel pump to cylinder block)- 5/16" - 18 x 7/8"	65,68,72	2	20366-S6(B52)

YEAR	MODEL	CYL.	C.I.D.	DESCRIPTION	FUEL PUMP CATALOG SYMBOL	QTY.	PART NUMBER
9350 PUMP ASSY. - FUEL - continued							
6 Cylinder - continued							
62	B	6	170	Screw & 1/washer assy. (fuel pump to cyl. block)-5/16"-18 x 1.00" hex. head-(use with fuel pump identified by "AC" on fuel pump body & pulsator cover)	82	2	42847-S7-8 (U14)
62	B	6	170	Bolt (fuel pump to cylinder block)-5/16"-18 x 7/8" hex. head-(use with fuel pump identified by "H" on fuel pump body & pulsator cover)	77	2	20366-S8(B52)
				Lockwasher-5/16"			34806-S7(X64)
8 Cylinder							
60	S	8	430	Service pkg. Includes C1SZ 9417-A gasket	52	1	B8S 9350-A
60	S	8	430	Carter	57	1	*COLE 9350-A R/B B8S 9350-A
60	A, S	8	292,352		59	1	* COAE 9350-B
61	A, S	8	292,352 390			1	R/B C1SE 9350-A
60	A, S	8	292,352	Fuel & vacuum	58	1	* COAE 9350-A
61	A	8	292,352 390			1	R/B B5SZ 9350-D
60/64	A Special (with 4/B, 6/B or 8/B carb.)	8	352,390, 406,427	Service pkg. includes (1) B8A 9417-A gasket (352 engine only), (1) C1SZ 9417-A gasket (390, 406 engines)	89	1	*COAE 9350-E R/B C0AZ 9350-C
60/	A Special (with 4/B, 6/B or 8/B carb.)	8	352,390, 406,427	Identified by No. 6974 stamped on mounting flange-service pkg. includes (1) B8A 9417-A gasket (352 engine only), (1) C1SZ 9417-A gasket (390, 406, 427 engine)	102	1	*C0AZ 9350-A R/B C0AZ 9350-C
60/	A Special (w/4/B, 6/B, 8/B carb.)	8	352,390, 406,427	Identified by No. 0294 stamped on mounting flange-service pkg. includes (1) B8A 9417-A gskt., (352 eng. only), (1) C3AZ 9417-C gasket for 390, 406, 427 engines, (1) 353107-S bushing	111	1	C0AZ 9350-C
60	A, S	8	292,352	Airtex-fuel & vacuum-stamped	113	1	B5SZ 9350-D
61	A	8	292,352 390	C3RA-C on identification tag - service pkg. includes (1) A8TZ 9417-A gasket, (1) 371411-S adaptor		1	
61	A	8	292,352 390	Fuel & vacuum-use with 354205-S elbow on 352, 390 engines	70	1	*C1AE 9350-A R/B B5SZ 9350-D
60	A, S	8	292,352			1	
61	A	8	292		71	1	* C1SE 9350-A
61	A, S	8	352,390			1	R/B C2AZ 9350-C
60	A, S	8	292,352			1	
62	A (with A/C)	8	352,390	Carter-fuel pump & filter assy. - service pkg. includes (1) C2AA 9324-A hose, (1) C1SZ 9417-A gasket, (2) 375416-S35 clamp	73	1	*C2AZ 9350-A R/B C3AZ 9350-F for 390 engine R/B C3AZ 9350-G for 352 engine
60/62	A	8	292	Identified by stamped No. 6983 or 6504-service pkg. includes (1) B8A 9417-A gasket for 1960	75	1	*C2AZ 9350-C
62	A(except A/C & except A Special with 4/B or 6/B carburetor)	8	352,390	352 engine with stamped steel cover only, (1) C1SZ 9417-A gasket, (1) C2AA 9324-A hose, (2) 375416-S35 clamp		1	R/B B5SZ 9350-C
61	A, S	8	352,390			1	
60	A	8	352			1	

FORD CAR PARTS

SECTION 93

YEAR	MODEL	CYL.	C.I.D.	DESCRIPTION	FUEL PUMP CATALOG SYMBOL	QTY.	PART NUMBER
9350 PUMP ASSY. - FUEL - continued							
8 Cylinder - continued							
60/62 60 61 62	A A A, S A (except A/C & except A Special with 4/B or 6/B carb.)	8 8 8 8	292 352 352,390 352,390	Airtex-stamped C3RA-B on identification tag-service pkg. includes(1) C2AA 9324-A hose, (1) A8TZ 9417-A gasket, (1) 371411-S adaptor, (2) 375416-S35 clamps	112	1 1 1 1	B5SZ 9350-C
60/62 60 61 62	A A A, S A (except A/C & except A Special with 4/B or 6/B carb.)	8 8 8 8	292 352 352,390 352,390	Airtex-Kit (fuel pump & filter assy.)-fuel pump stamped C3RA-B on identification tag-service pkg. includes- (1) B5SZ 9350-C fuel pump, (1) A8TZ 9417-A gasket, (1) CZRZ 9155-A kit(fuel filter)	119	1 1 1 1	B5SZ 9350-E
62 63	B B (with H/D oil filter)	8 8	221 221	Service pkg. includes (1) C2OA 9324-A hose, (1) C1SZ 9417-A gasket, (2) 375416-S35 clamp	76	1 1	*C2OZ 9350-A R/B C2OZ 9350-C
62 63/64	B B (with H/D oil filter)	8 8	221,260 221,260	Service pkg. includes (1) C1SZ 9417-A gasket & (2) 375416-S35 clamp	80	1 1	C2OZ 9350-C
62	S (except S Special with 6/B carb.)	8	390	Carter-fuel pump and filter assy. -service pkg. includes (1) C1SZ 9417-A gasket	78	1	*C2SZ 9350-A R/B C3SZ 9350-A
62	S Special (with 6/B carburetor)	8	390	Carter-fuel pump and filter assy. -service pkg. includes (1) C1SZ 9417-A gasket	81	1	*C2SZ 9350-B R/B C3SZ 9350-A
63	A	8	390	Carter-fuel pump and filter assy. -service pkg. includes (1) C3AZ 9417-A gasket, (1) C2AA 9324-A hose, (2) 375416-S35 clamp	85	1	*C3AZ 9350-D R/B C3AZ 9350-F
63 63	B (except with H/D oil filter) - A	8 8	221,260 260	Carter-fuel pump and filter assy. -service pkg. includes (1) C3AZ 9417-A gasket	86	1 1	*C3AZ 9350-C R/B C3AZ 9350-J
62/63 62	S S Special (with 6/B carb.)	8 8	390 390	Carter-fuel pump and filter assy. -service pkg. includes (1) C1SZ 9417-A gasket	89	1 1	*C3SZ 9350-A R/B C3SZ 9350-C
63	A	8	352	Carter-fuel pump and filter assy. -service pkg. includes (1) C3AZ 9417-A gasket, (1) C2AA 9324-A hose, (2) 375416-S35 clamp	90	1	*C3AZ 9350-E R/B C3AZ 9350-G
63 62	A A(with A/C)	8 8	390 390	Carter-fuel pump and filter assy. -service pkg. includes (1) C3AZ 9417-A gasket, (1) C2AA 9324-A hose, (2) 375416-S35 clamp-used with oil pressure warning light	91	1 1	*C3AZ 9350-F R/B C3AZ 9350-N
63/64 64	A A(with 4/B carb.)	8 8	390 352	Carter-fuel pump & filter assy. - 18° inlet angle and 3/8" inlet tube-identified by 3716 stamped on mtg. flange-service pkg.includes (1) C3AZ 9417-C gasket -used with oil pressure gauge	98	1 1	*C3AZ 9350-K R/B C3AZ 9350-N

SECTION 93

FORD CAR PARTS

YEAR	MODEL	CYL.	C.I.D.	DESCRIPTION	FUEL PUMP CATALOG SYMBOL	QTY.	PART NUMBER
9350 PUMP ASSY. - FUEL - continued							
8 Cylinder - continued							
63 62	A A(with A/C)	8 8	352 352	Carter-fuel pump and filter assy. - identified by 3583 stamped on mounting frame-service pkg. includes (1) C3AZ 9417-A gasket, (1) C2AA 9324-A hose, (2) 375416-S35 clamps-used with oil pressure warning light	92	1 1	C3AZ 9350-G
63	A	8	352	Carter-fuel pump & filter assy. - 18° inlet angle and 3/8" inlet tube- identified by 3717-S stamped on mtg. flange-service pkg. includes (1) C3AZ 9417-C gasket -used with oil pressure gauge	99	1	*C3AZ 9350-L R/B C3AZ 9350-G
63 63	A B(except with H/D oil filter)	8 8	260 221,260	Carter-fuel pump and filter assy. - service pkg. includes (1) C3AZ 9417-A gasket	93	1 1	*C3AZ 9350-H R/B C3AZ 9350-J
63	S	8	390	Carter-fuel pump and filter assy. - service pkg. includes (1) C1SZ 9417-A gasket and (1) 353107-S reducer identified "insert in fuel pump inlet hole when pump is used on Models prior to 1963"	94	1	*C3SZ 9350-B R/B C3SZ 9350-C
62/63 62/63	S S Special (with 6/B carb.)	8 8	390 390	Carter-fuel pump and filter assy. - identified by 3576 stamped on mtg. flange-service pkg. includes (1) C1SZ 9417-A gasket and (1) 353107-S reducer identified "insert in fuel pump inlet hole when pump is used on Models prior to 1963" -used with oil pressure warning light	95	1 1	C3SZ 9350-C
63/64	S	8	390	Carter-fuel pump & filter assy. - 18° inlet angle and 3/8" inlet tube- identified by 3718-S stamped on mtg. flange-service pkg. includes (1) C3AZ 9417-C gasket -used with oil pressure gauge	101	1	*C3SZ 9350-D R/B C3SZ 9350-E
63 63 63 63 63	X A B(w/4/B carb.) B(except with H/D oil filter) A	8 8 8 8 8	260 289 289 221,260 260	Carter-fuel pump and filter assy. - service pkg. includes (1) C3AZ 9417-A gasket-used with oil pressure warning light	96	1 1 1 1 1	*C3AZ 9350-J R/B C3AZ 9350-M
63	B (with oil pressure gauge)	8	221,260	Carter-fuel pump & filter assy. - identified by 3732-S stamped on mounting flange	118	1	*C3OE 9350-H R/B C3AZ 9350-M
63/64 63/64 63/64 63/64	A X B B(except with H/D oil filter)	8 8 8 8	260 289 289 260	Carter-fuel pump & filter assy. - 18° inlet angle and 3/8" inlet tube- identified by 3734-S stamped on mtg. flange-service pkg. includes (1) C3AZ 9417-C gasket -used with oil pressure gauge -	100	1 1 1 1	*C3AZ 9350-M R/B C3AZ 9350-S
63	B	8	221			1	
63/64 64 62	A A A (with A/C)	8 8 8	390 352 390	Carter-fuel pump & filter assy. - identified by stamped 3716 on mounting flange-service pkg. includes (1) C3AZ 9417-C gasket	103	1 1 1	*C3AZ 9350-N R/B C3AZ 9350-R

FORD CAR PARTS

SECTION 93

453

YEAR	MODEL	CYL.	C.I.D.	DESCRIPTION	* FUEL PUMP CATALOG SYMBOL	QTY.	PART NUMBER
9350 PUMP ASSY. - FUEL - continued							
8 Cylinder - continued							
63/64	S		390	Carter-fuel pump & filter assy. - identified by stamped 3718 on mounting flange-service pkg. includes(1) C3AZ 9417-C gasket	104	1	*C3SZ 9350-E R/B C3SZ 9350-F
64/63/62	A A A(with A/C)	8 8 8	352,390 390 390	Carter-fuel pump & filter assy. - identified by 3909-S stamped on mounting flange-service pkg. includes(1) C3AZ 9417-C gskt.	105	1 1 1	*C3AZ 9350-R R/B C3AZ 9350-U
62/63/64/	A(with A/C) A A	8 8 8	390 390 352,390	Carter-fuel pump & filter assy. - identified by 4314-S stamped on mounting flange-service pkg. includes (1) C3AZ 9417- C gskt.	127	1 1 1	C3AZ 9350-U
63/63/64/63/64/63/64/	B A B B(except with H/D oil filter) X	8 8 8 8 8	221 26Q289 289 260 260	Carter-fuel pump & filter assy. - identified by 3911-S stamped on mounting flange-service pkg. includes (1) C3AZ 9417-C gskt.	106	1 1 1 1 1	C3AZ 9350-S
63/	S		390	Carter-fuel pump & filter assy. - identified by 3910-S stamped on mounting flange-service pkg. includes (1) C3AZ 9417-C gskt.	107	1	C3SZ 9350-F
9350 KIT - FUEL PUMP - SUPERCHARGER							
ELECTRIC							
60/62	A, B, S, X(competition use only) B	6&8 8	All 221	Kit (fuel pump)-electric-(12V) Bolt (fuel pump to cylinder front cover)-3/8"-16 x 1"		1 2	*C6AZ 9350-A 20388-S8(B80)
62	A, S	8	All	Bolt (fuel & vacuum pump to cyl. front cover)-3/8"-16 x 1 1/2"	73.78	2	20468-S8(B85)
60	S	8	430	Nipple (fuel filter to fuel pump) - 1/8" -27 pipe thread	52	1	354338-S(II-37)
61	A		352,390	Elbow (hose assy. -fuel pump to fuel line to fuel pump)-1/8"-27-45°-use with C1AE 9350-A fuel pump	70	1	354205-S(II-159)
60/61/60/	S A Special (with 4/B, 6/B or 8/B carb.)	8 8	All 352,390, 406,427	Bolt (fuel pump to cyl. cover)- 3/8"-16 x 1 3/8" hex. head	71 69, 102	2 2	20448-S8(B83)
60/62/60/62/	A A (except A/C & A Special with 4/B or 6/B carburetor)	8 8	292 352,390	Bolt (fuel pump to cylinder cover)- 3/8"-16 x 1 1/4" hex. head	75 75	2 2	20428-S8(B82)
60/	A Special(with 4/B, 6/B, 8/B carb.)	8	352,390, 406,427	Washer-3/8" flat	69, 102	2	44727-S8(X24) 354861-S(XX137)
60/62	X	6	144,170	Lockwasher-3/8"			34807-S8(X66)
60/62	X	6	144,170	Screw & washer assy. (fuel pump to cyl. block)-5/16"-18 x 1 3/8" hex. head	64, 66, 67	2	354727-S8(BB562)
9352 VALVE ASSY.							
60/62	A, S, X	6&8	All	Vacuum pump	56,58,61,64,66, 67,70,113,114, 115	4	B6Q 9352-A
60/	A, B, S, X, P/C	6&8	All		52,58thru61,69, 70,71,76,8Q,102, 111, 112 thru 117, 119	2	B7A 9352-A
60/62/62/63/	A, S A, B A, B, S, X	8 8 6&8	All 352,390 All	Used w/pump identified 6504 only .886" O. D. -with screen w/o hole .886" O. D. -w/o screen and with hole in retainer	75 127 88, 106, 107	1 1 1	C8CZ 9352-A C8CZ 9352-C

* Refer to Group 9350 for complete Fuel Pump Identification

YEAR	MODEL	CYL.	C.I.D.	DESCRIPTION	FUEL PUMP CATALOG SYMBOL	QTY.	PART NUMBER
9352 VALVE ASSY. - continued							
62/	A, B	8	289,352, 390	.886" O. D. -w/screen and with	127	1	C8CZ 9352-D
60/	A, B, X	6	All		56, 62 thru 68, 72, 77, 84, 109, 110	2	CODE 9352-A
60/62	A, S	8	All	Used w/pump identified 6983 only	75	1	
63/	B, X	6	All		87, 97	2	C3AZ 9352-A
63/	S	8	390	.880" O. D. w/o screen and w/o hole in retainer	107	1	C8CZ 9352-B
9B354 RETAINER - FUEL PUMP CAM LEVER SPRING							
62/64	A, B, S, X	8	All		91, 92, 93, 95, 96, 98 thru 101, 103, 104, 118	1	C3AZ 9B354-A
9355 BOWL - FUEL PUMP FILTER							
60/62	A, S, X	6&8	All	2 3/32" O. D. -1 43/64" overall height - glass	56, 58 thru 68	1	B5A 9355-A
60/62	A, X	6	All		114 thru 117	1	COAZ 9355-A
60/	A Special (with 4/B, 6/B or 8/B carburetor)	8	352, 390, 406, 427	Used with B7Q 9155-A		1	B7TZ 9355-A
61	Taxicab	6	223	Used with B7T 9155-A		1	
62/	A, B, S, X	6&8	All		73, 78, 81, 84, 85, 86, 87, 89 thru 101, 103 thru 107, 109, 110, 118, 127, 129	1	C3AZ 9355-A
62	A, B	6&8	All	Used with C2AZ 9155-A filter assy.		1	
63/64	B (with H/D oil filter)	8	221, 260	Used with C2AZ 9155-A filter assy.		1	
63	B	6	170	Used with C2AZ 9155-A filter assy.		1	
63	B "Before 2/14/63"	6	200	Used with C2AZ 9155-A filter assy.		1	
63/64	Taxicab & P/C	6	223	Used with C2AZ 9155-A filter assy.		1	
9358 VALVE - FUEL PUMP							
60/	A, B, S, X	6&8	All	For all Carter fuel pumps		2	C4AZ 9358-A
9A358 DIAPHRAGM - FUEL PUMP PULSATOR							
60/64	A, B, S, X	6&8	All	Rubber-2 11/32" O. D. -3/64" thick	56, 58 thru 68, 72, 76, 77, 80, 82, 114 thru 117	1	*B5AZ 9A358-A
60	S	8	430	Alternate with C1SZ 9A358-B	57	1	C1VE 9A358-A
60	S	8	430	Alternate with C1VE 9A358-A		1	C1SZ 9A358-B
60/	A Special, B Special (with 4/B, 6/B 8/B carb.), P/I	8	All		69, 102, 111	1	CITZ 9A358-A
60/62	A, S	8	All		52, 70, 71, 75, 112, 113, 119	1	C1SZ 9A358-A
62/	A, B, S, X	8	All		73, 78, 81, 85, 86, 89 thru 96, 98 thru 101, 103, 104, 118	1	C2AZ 9A358-A
60/64	A, Taxicab, P/C	6	223		74, 79, 83	1	C2AZ 9A358-B
9A359 COVER - FUEL PUMP DIAPHRAGM PULSATOR							
60	S	8	430	Cover (fuel pump pulsator diaph.)	52	1	*B7AZ 9A359-A
60	S	8	430		57	1	*COLE 9A359-A
60/62	A, S	8	All		70, 71, 75	1	*C1SE 9A359-A
60/62	A	6	223		74, 79	1	C2AZ 9A359-B
60/64	B, X	6&8	All		72, 76, 77, 80, 82	1	C2DZ 9A359-A
60/	A Special (with 4/B, 6/B, 8/B carb.), P/C	8	All		69, 102, 111	1	COAZ 9A359-A
62/64	Taxicab & P/C	6	223		83	1	C3UZ 9A359-A
62/64	A, S	8	352, 390		73, 78, 85, 89, 90, 91, 92, 94, 95, 98, 99, 101, 103, 104	1	C2AZ 9A359-A

* Refer to Group 9350 for complete Fuel Pump identification

FORD CAR PARTS

SECTION 93

455

YEAR	MODEL	CYL.	C.I.D.	DESCRIPTION	• FUEL PUMP CATALOG SYMBOL	QTY.	PART NUMBER
9A359 COVER - FUEL PUMP DIAPHRAGM PULSATOR - continued							
63	A, B	8	221,260		86, 93, 118	1	C3AZ 9A359-A
63/	A, B, X	8	All		96, 100	1	C3AZ 9A359-C
60/	A Special (with 4/B, 6/B, 8/B carb.), P/C	8	All	Screw (body & plugs assy. to body & oil seal assy.) - No. 10-32 x 5/8" fillister head	69, 102, 111	10	31628-S7(U58)
60/	A, B, S	8	All	Screw (upper body and plugs assy. to lower body and plugs assy.)	70, 71, 75, 76, 80	10	
62/	A, B, X	6	All		77, 82, 84, 87, 97	6	
60	S	8	430	Screw (cover to upper body) - No. 10-32 x 1" fill head	52	2	31676-S(U57)
60/	A Special (with 4/B, 6/B, 8/B carb.) P/C	8	All	Screw (pulsator body to body & plugs assy.)	69, 102, 111	4	
62/64	B	8	221,260	Screw (pulsator cover assy. to fuel pump body & plugs assy. - upper) - 1/4" - 28 x 5/8" pan head	76, 80	1	38229-S7-8(U145)
				Lockwasher - No. 10			34803-S7(X60)
9360 MAGNET ASSY. - FUEL PUMP FILTER							
60	X	6	144		56, 62	1	B8A 9360-A
60/61	Taxicab only	6	223		60, 61	1	
9360 SPRING - FUEL PUMP VALVE							
60/	A, B, S, X	6&8	All	For all Carter fuel pumps		2	C4AZ 9360-A
9A360 PLUG - FUEL PUMP ROCKER ARM PIN HOLE - Also refer to Group 9379							
60	S	8	430		67	1	COLE 9A360-A
62/	A, B, S, X	6&8	All		73, 78, 81, 83, 85, 86, 88 thru 96, 98 thru 101, 103 thru 107, 118, 127	1	
62	A	6	223	Plug (cam lever shaft seal) - .254" / .258" x 5/32"	74, 79	1	370013-S(PP19)
9361 PLATE - FUEL PUMP VALVE RETAINER							
60/	A, B, S, X	6&8	All	For all Carter fuel pumps		2	C4AZ 9361-A
9364 GASKET - FUEL PUMP FILTER BOWL							
60/62	A, S, X	6&8	All	1.62" I.D. - 2.12" O.D. - .13" thick	58, 59, 60, 61, 63 thru 68, 114, 115, 116, 117	1	A9AZ 9364-A
60	X	6	144	Gasket (fuel pump fuel bowl)-used in B7A 9365-B	56, 62	1	B7A 9364-A
60/61	Taxicab only	6	223		60, 61	1	
60/	A Special (with 4/B, 6/B or 8/B carburetor)	8	352,390 406,427	Gasket (fuel filter sediment bowl)-used with B7T 9155-A,		1	B7T 9364-A
61	Taxicab	6	223	B7Q 9155-A		1	
62/	A, B, S, X	6&8	All	2.47" I.D. - 2.72" O.D. - .16" thick	73, 78, 81, 84, 85, 86, 87, 89 thru 101, 103 thru 107, 109, 110, 118, 127, 129	1	C2AZ 9364-A
62	A, B	6&8	All	Used with C2AZ 9155-A filter assy.		1	
63/64	B (with H/D oil filter)	8	221,260	Used with C2AZ 9155-A filter assy.		1	
63	B	6	170	Used with C2AZ 9155-A filter assy.		1	
63	B	6	200	Used with C2AZ 9155-A filter assy.		1	
62/64	Taxicab & P/C	6	223	Used with C2AZ 9155-A filter assy.		1	
9365 STRAINER ASSY. - FUEL PUMP FILTER							
60	X	6	144	Service pkg. consists of (1)	56, 62	1	B7A 9365-B
60/61	Taxicab only	6	223	B7A 9364-A, (1) B7A 9365-A and (1) B7A 9366-A	60, 61	1	(FG-18)
61	Taxicab	6	223	Element assy. (fuel filter)-used in B7T 9155-A		1	B6T 9365-C (FG-24)
60/	A Special (with 4/B, 6/B or 8/B carburetor)	8	352,390 406,427	Used with B7Q 9155-A		1	

• Refer to Group 9350 for complete Fuel Pump identification

YEAR	MODEL	CYL.	C.I.D.	DESCRIPTION	FUEL PUMP CATALOG SYMBOL	QTY.	PART NUMBER
9365 STRAINER ASSY. - FUEL PUMP FILTER - continued							
60/62	A, S, X	6&8	All		58, 59, 60, 61, 63 thru 68	1	B6T 9365-B
62/	A, B, S, X	6&8	All	Element assy. -service pkg. includes (1) C2AZ 9364-A gasket	73,78,81,84,85, 86,87,89 thru 101,103,104,105 thru 107, 109, 110, 118, 127, 129	1	C4AZ 9365-A (FG-1)
62	A, B	6&8	All	Used with C2AZ 9155-A filter assy.		1	
63/64	B (with H/D oil filter)	8	221,260	Used with C2AZ 9155-A filter assy.		1	
63	B	6	170	Used with C2AZ 9155-A filter assy.		1	
63	B	6	200	Used with C2AZ 9155-A filter assy.		1	
62/64	Taxicab & P/C	6	223	Used with C2AZ 9155-A filter assy.		1	
9366 GASKET - FILTER BOWL STRAINER							
60	X	6	144	Gasket (fuel pump strainer assy.)	56,62	1	B7A 9366-A
60/61	Taxicab only	6	223	use with B7A 9365-A	60,61	1	
9367 GASKET - VACUUM PUMP COVER PLATE							
60/62	A, S, X	6&8	All	Valve to body-39/64" I. D. - 47/64" O. D. -serviced in kit 9349	56,58,61,64,66, 67,70	3	B1AZ 9367-A
9368 SCREEN - FUEL PUMP							
60/62	A, X	6	All		114 thru 117	1	*C0AZ 9368-A
9369 TUBE ASSY. - FUEL PUMP TO CARBURETOR - Also refer to Group 9282							
60	A Special (with 4/B carb.)	8	352	3/8" diam.-29.84" developed length-make from B7Q 2269-A tubing and (2) 87945-S8 fittings (use with C0AE 9350-E fuel pump & C0AE 9510-AA carburetor)		1	*C0AE 9369-C
62	A (with A/C)	8	390	5/16" diam. -29.90" developed length	73	1	*C2AE 9369-C
63	A	8	390	length	85	1	
62	A (with A/C)	8	352	5/16" diam. -30.80" developed length	73	1	*C2AE 9369-D
63	A	8	352	length	90,92,99	1	
62	S	8	390	5/16" diam. -30.02" developed length	78	1	*C2SE 9369-A
62/63	S	8	390	length	89,94,95,101	1	
63/64	A	6	223	5/16" diam. - 41.35" developed length	84	1	*C3AE 9369-E
63/	X	6	144,170, 200	5/16" diam. - 40.00" developed length	87	1	*C3DE 9369-D
63/64	B (except with H/D oil filter)	8	221,260	5/16" diam. - 28.80" developed length	86,93,96,100	1	*C3OE 9369-C
63	A	8	260,289	length	86,93,96,100	1	
64	X	8	260		100	1	
64	A	8	289		100	1	
63/64	B	6	170,200	5/16" diam. -32.96" developed length	88,97	1	*C3OE 9369-D
63/64	B (with 4/B carb.) - "Before 4/2/64"	8	289	5/16" diam. -28.18" developed length	96,100	1	*C3OE 9369-F
64	A	8	352,390	5/16" diam. -28.10" developed length (except with Holley carb.)	98,103	1	*C4AE 9369-B
64	A	8	352,390	5/16" diam. -28.56" developed length (except Holley carb.)	98,103	1	*C4AE 9369-D
64	A (with 4/B carb.)	8	352	5/16" diam. -22.28" developed length-used with Holley carb.	103	1	*C4AE 9369-E
64	S	8	390	5/16" diam. -26.40" developed length	101,104	1	*C4SE 9369-B
64	S	8	390	5/16" diam. -26.86" developed length	101,104	1	*C4SE 9369-C

* Refer to Group 9350 for complete Fuel Pump Identification

◇ Not serviced as assembly - make from 8C 2269-A bulk tubing and (2) 87944-S8 fittings

FORD CAR PARTS

SECTION 93

457

YEAR	MODEL	CYL.	C.I.D.	DESCRIPTION	• FUEL PUMP CATALOG SYMBOL	QTY.	PART NUMBER
9369 TUBE ASSY. - FUEL PUMP TO CARBURETOR - continued- Also refer to Group 9282							
64	A			"From 2/17/64"	8 289 5/16" dia. -29.62" developed	100	★C4AE 9369-C
64	X			"From 2/17/64"	8 260 length	100	1
64	B(w/4/B carb.)			"From 4/2/64"	7 289 5/16" dia. -28.64" developed length	96, 100	★C4OE 9369-A
60/	A, B, S, X	6&8	All	Fitting (fuel pump tube to tube)- pump & carburetor connectors)- 1/2"-20	73,78,85,86,88, 89,90, 92 thru 107,109 thru 119,127, 129	1 or 2	87944-S8(I-22)
60	A Special (with 4/B, 6/B, 8/B carb.)	8	352	Connector (fuel pump to carb.)- 3/8" tubing-5/8"-18 female thread-1/4"-20 male thread	69	2	87945-S8(I-23)
9372 BODY - PULSATOR							
60/62	A, S, X	6&8	All		56,58 thru 68	1	B5A 9372-A
60/62	A, S, X	6&8	All	Screw & washer ass'y. (body to upper body)-1/4"-28 x 1/2"- clutch recess	56, 58 thru 68	1	354659-S100(BB1)
9376 ARM ASSY. - FUEL PUMP ROCKER							
60/61	A, S	8	All		59	1	B5A 9376-D
60/62	A, X	6	All		56,61,64,66,67, 114, 115	1	B5A 9376-A
60/62	A, B, X	6	All		60,62,63,65,68, 72,77	1	B5A 9376-B
60/64	A, S	8	All		58,69,70,71, 112, 113, 119	1	B5A 9376-C
60/62	A, S	8	All	Use with pump identified 6504 only	75	1	
60	S	8	430		52	1	B8S 9376-A
60	S	8	430		57	1	C0SZ 9376-A
60/62	A	6	223		74, 79	1	C2AZ 9376-A
60/62	A, S	8	All	Use with pump identified 6983 only	75	1	C2AZ 9376-C
60/	A Special (with 4/B, 6/B or 8/B carb.), P/C	8	352,390, 406,427,		102, 111	1	
62/64	Taxicab & P/C	6	223		83	1	C2AZ 9376-B
62/64	B	8	221,260		76,80	1	C2OZ 9376-A
62/63	A, S	8	352,390		73,78,81,85,89, 90, 94	1	C1TZ 9376-A
63	B	6	170,200		88	1	C3OZ 9376-A
63	A, B	8	221,260		86	1	C3AZ 9376-A
63/	A, B, X	6	All		84,87,97, 109, 110, 129	1	C3AZ 9376-B
63/	A, B, X	8	All		93, 96, 100, 118	1	C3AZ 9376-C
62/64	A, B, S	8	All		91,92,95,98,99, 101,103,104	1	C4AZ 9376-A
62/	A, B, S	8	All		105, 107, 127	1	C5AZ 9376-A
9378 PIN - FUEL PUMP ROCKER ARM							
60/	A, B, S, X	6&8	All	Fuel & vacuum pump-2.54" long- serviced in kit 9349	56,61,64,66,67, 69,70,71,75,84, 87,97,102, 109 thru 117, 119, 129	1	A9AZ 9378-A
60/63	A, B, S, X	6&8	All	.253" diameter-.625" long	59,60,62,63,65, 68,72,76,77	1	B5A 9378-A
60	S	8	430		52	1	B8S 9378-A
60	S	8	430		57	1	C0LE 9378-A
62/	A, B, S, X	8	All		73,78,81,83,85, 86,89 thru 96, 98,99,100,101, 118, 127	1	
63	B	6	170,200		88	1	
60/62	A	6	223	Cam lever	79	1	ECU 9378-A
63/	A, B, S, X	6&8	All	.245"/.246" diameter- 1.565"/1.575" long	88,106,107,127	1	C8CZ 9378-A

• Refer to Group 9350 for complete Fuel Pump Identification
 ◇ Not serviced as assembly - make from 8C 2269-A bulk tubing and (2) 87944-S8 fittings

YEAR	MODEL	CYL.	C.I.D.	DESCRIPTION	* FUEL PUMP CATALOG SYMBOL	QTY.	PART NUMBER
9379 GUIDE - FUEL PUMP PUSH ROD							
63/	A, B, S, X	6&8	All		88,106,107,127	1	C8CZ 9379-A
9379 PLUG - ROCKER ARM PIN - Also refer to Group 9A360							
60/64	A, B, S, X	6&8	All	Cup shaped-brass-.25" O. D.	59,60,62,63,65,68,72,76,77,80	2	B5A 9379-A
9380 SPRING - ROCKER ARM RETURN							
60/62	A, B, X	6	All	16 3/4 coils-.23" I. D. -1 1/4" long-serviced in kit 9349	60,62,63,65,68,72,77	1	*40 9380
60/62	A, S, X	6&8	All	12 1/2 coils-1/4" I. D. -1 1/4" long-5/8" O. D. -serviced in kit 9349	56,58,61,64,66,67,70,113,114,115,120	1	A9AZ 9380-A
60/61	A, S	8	All	10 coils-1/4" I. D. -1.03" long	59	1	B8S 9380-A
60	S	8	430		57	1	COLE 9380-A
60/64	A Special (with 4/B or 6/B carb.)	8	All	13 coils-9/32" I. D. -1 15/32" long	69	1	COAZ 9380-A
60/62	A, S	8	All		71,75,112,119	1	
60/62	A, X	6	All		116,117	1	C2AZ 9380-B
62/64	B	8	221,260		76,80	1	C2OZ 9380-A
60/64	A, Taxicab, P/C	6	223		74,79,83	1	C2AZ 9380-A
63	B	6	17Q200		88	1	
63	B	6	17Q200	.343" O. D. -1.25" long	8	1	C8CZ 9380-A
62/64	A, B, S, X	8	All		73,78,81,85,86,89 thru 96,98 thru 101,103,104,118	1	C5OZ 9380-A
62/	A, B, X	6	All		82,84,87,97,109,110	1	C3AZ 9380-A
60/	A Spec. (w/4/B, 6/B, 8/B carb.), P/C	8	All		102,111	1	
62/	A, B, S, X	8	All	.281" I. D. -1.718" long	106,107,127	1	C8CZ 9380-C
62/	A, B, S, X	8	All		105 thru 107	1	C5AZ 9380-B
9381 LINK - FUEL PUMP ROCKER ARM							
60/62	A, S, X	6&8	All	Serviced in kit 9349	56,58,61,64,66,67,70	1	7RA 9381
60/62	A, B, X	6	All	Serviced in kit 9349	60,62,63,65,68,72,77	1	EAA 9381-A
60	S	8	430		52	1	B8S 9381-A
60/	A Special (with 4/B, 6/B, 8/B carb.), P/I	8	All		69,102,111	1	COAE 9381-A
60/62	A, S	8	All		71,75	1	
60/64	A, B, S	8	All		59,76,80,82	1	C2OZ 9381-A
63/	A, B, X	6	All		84,87,97,109,110,129	1	8EL 9381
9382 SPACER - LINK and SPRING RETAINER							
60/64	A, S, X	6&8	All		56,58,61,64,66,67,69,70,71,75,112 thru 115,119	1	A9AZ 9382-A
60/64	A	8	All	Washer (fuel & vacuum pump rocker arm link spacer)-11/16" O. D. x 3/8" I. D. x .093"	69,71,75	2	*352897-S
60/61	A	8	All	Washer (fuel & vacuum pump rocker arm link spacer)-5/8" O. D. x 3/8" I. D. x .010"	70	2	352896-S(XX150)
60/62	A, S, X	8	All	Washer (fuel & vacuum pump rocker arm link spacer)-11/16" O. D. x 3/8" I. D. x .125"	70,112 thru 115,119	2	356951-S(XX134)
9387 BAIL ASSY. - FUEL PUMP FILTER BOWL							
60/62	A, S, X	6&8	All	Use with B5A 9355-A bowl	52,56,58 thru 68	1	EAA 9387-A

* Refer to Group 9350 for complete Fuel Pump Identification

FORD CAR PARTS

SECTION 93

459

YEAR	MODEL	CYL.	C.I.D.	DESCRIPTION	• FUEL PUMP CATALOG SYMBOL	QTY.	PART NUMBER
9389 BUSHING - FUEL PUMP ROCKER ARM							
60/62	A, S, X	6&8	All	Fuel & vacuum pump-. 247" I. D. - .349" O. D. -. 750" long - serviced in kit 9349	56,58,61,64,66, 67,70, 113, 114, 115	1	A9AZ 9389 -A
60	S	8	430		52	1	*B8S 9389-A
60/	A Special (w/4/B,6/B,8/B carb.), P/I	8	All	.2465" I.D. -.3495" O.D. -.503" long	69, 102, 111	1	B5AZ 9389-A
60/62	A, S	8	All		71, 75, 112, 119	1	
63/	A, B, X	6	All		84, 87, 97, 109, 110, 129	1	
9A392 RETAINER - FUEL PUMP OIL SEAL - Also refer to Group 9468							
60/	A Special (w/4/B,6/B,8/B carb.), P/I	8	All	1.00" O. D.	69, 102, 111	1	B5AZ 9A392-A
60/62	A, B, S, X	6&8	All		71, 75, 82, 112, 116, 117, 119	1	
63/	A, B, X	6	All		84, 87, 97	2	
63/	A, B, X	6	All		109, 110, 129	1	
9A393 SEAL - FUEL PUMP OIL							
60/	A Special (w/4/B,6/B,8/B carb.)-P/I	8	All		69, 102, 111	1	C0AZ 9A393-A
60/	A, B, S, X	6&8	All		71, 75, 82, 84, 87, 97, 109, 110, 112, 116, 117, 119, 129	1	
60/64	A, B, S, X	6&8	All	Fuel pump diaphragm pull rod - serviced in kit 9349	59, 60, 62, 63, 65, 68, 72, 76, 77, 80	1	B1AZ 9A393-A
60/62	A, S, X	6&8	All	Vacuum pump	56, 58, 61, 64, 66, 67, 70, 113, 114, 115	2	
9A395 CONNECTOR - VACUUM PUMP OUTLET TUBE							
61	A (with Emission Reduction)	8	292	5/16" O. D. -1.44" developed length-make from 8C 2269-A tubing.		1	*C1AE 9A395-A
9396 SPRING - FUEL PUMP DIAPHRAGM							
60/62	A, B, X	6	All	15/16" O. D. -2" long-6 coils - painted Brown-serviced in kit 9349	56, 60 thru 68, 72, 77, 114, 115	1	B5AZ 9396-A
60	S	8	430	1.25" I. D. -1.88" long	52	1	*B8S 9396-A
60/	A Special (with 4/B, 6/B, 8/B carb.) P/C	8	All	1.25" I. D. -1.88" long-5 coils - (marked with spot of gray paint)	69, 102	1	C0AE 9396-A
60/62	A, S	8	All		71, 75, 112, 119	1	C1SZ 9396-A
62	B	6	170		82	1	C2OZ 9396-A
63/	A, B, X	6	All		84, 87, 97	1	C3AZ 9396-A
63/	A, B, X	6	All		109, 110, 129	1	C5AZ 9396-A
9398 DIAPHRAGM ASSY. - FUEL PUMP							
60/64	A, B, S	8	All		58, 59, 76, 80	1	B5A 9398-C
60/62	A, X	6	All		56, 61, 64, 66, 67, 114, 115	1	B5A 9398-A
60/62	A, S	8	All		112, 119	1	B5SZ 9398-A
60/61	A, S	8	All		113	1	B5SZ 9398-B
60	S	8	430		52	1	B8SZ 9398-A
60	S	8	430	Includes spring	57	1	C0LE 9398-B
62	S Special (with 6/B carb.)	8	390		81	1	
60/	A Special (with 4/B, 6/B, 8/B carb.) P/C	8	All		69, 102, 111	1	C0AE 9398-A
60/	A Special (with 4/B, 6/B, 8/B carb.),	8	All	Alternate with C0AE 9398-A	69, 102, 111	1	C0AZ 9398-A
60/61	A	8	All		70	1	C1AZ 9398-A
60/62	A, S	8	All		71, 75	1	C1SZ 9398-B
60/62	A	6	223		74, 79	1	C2AZ 9398-A
62/64	A, B, S, X	8	352, 390		73, 78, 86, 93, 96, 100, 118	1	C3AZ 9398-B
62/	A, B, S	8	352, 390		107, 127	1	C8CZ 9398-B

• Refer to Group 9350 for complete Fuel Pump Identification

FORD CAR PARTS

YEAR	MODEL	CYL.	C.I.D.	DESCRIPTION	FUEL PUMP CATALOG SYMBOL	QTY.	PART NUMBER
9398 DIAPHRAGM ASSY. - FUEL PUMP - continued							
62/64	Taxicab & P/C	6	223		83	1	C2AZ 9398-B
63	B	6	170,200		88	1	C8CZ 9398-A
63/	A, B, X	6	All		84, 87, 97, 109, 110, 129	1	C3AZ 9398-D
63/	A, B, X	6	All	Alternate with C3AZ 9398-D	84, 87, 97, 109, 110, 129	1	C3AZ 9398-G
63/	A, B, X	8	221,260, 289,302		106	1	C8CZ 9398-C
62/64	A, S	8	All		85,89,90,91,92, 94,95,98,99,101	1	C3AZ 9398-E
64	A, S	8	352,390		103, 104	1	C4AZ 9398-A
9400 ROD ASSY. - FUEL PUMP PUSH							
60	S	8	430	Identified by 2 grooves at opposite end from bronze tip -used with B9LE 6009-A only		1	C1VE 9400-A
60	S	8	430			1	C3VY 9400-C
9408 GASKET - DIAPHRAGM PULL ROD OIL SEAL							
60/	A, B, S, X	6&8	All	1" O. D. -13/16" I. D. -serviced in kit 9349	56, 62, 64 thru 72, 75, 76, 77, 80, 82, 84, 87, 97, 102, 109, 110, 111	2	49B 9408
9413 TUBE ASSY. - VACUUM PUMP							
60/62	A	6&8	All	Windshield wiper connector to vacuum source-3/16" I. D. -cut to 36.50" long from A9A 17543-B hose-(use w/elect. w/s wipers)		1	*1HA 9413
60	A, S	8	352	Vacuum pump to intake manifold-5/16" O. D. -13.46" developed length-make from 8C 2269-A tubing & (1) 87944-S8 fitting	58	1	*
60/61	A	8	292	Vacuum pump to intake manifold-5/16" O. D. -13.08" developed length-make from 8C 2269-A tubing & (1) 87944-S8 fitting	58,70	1	*
60	X	6	144	Vacuum pump to intake manifold-5/16" O. D. -44.81" developed length-make from 8C-2269-A tubing & (1) 87944-S8 fitting	58,64,67	1	*CODE 9413-A
60	A	6	223	Vacuum pump to intake manifold-5/16" O. D. -40.00" developed length-make from 8C-2269-A tubing & (1) 87944-S8 fitting	61	1	*C0AE 9413-E
61	A (with S/T & O/D)-except with emission reduction & power brakes	6	223		61	1	
61	X(with emission reduction)	6	144,170	Vacuum pump outlet-5/16" O. D. -37.12" developed length-make from 8C 2269-A tubing & (1) 87944-S8 fitting	67	1	*C1DE 9413-C
61	A (with F/M/2, C/M)	6	223	Vacuum pump to intake manifold-5/16" O. D. -38.13" developed length-make from 8C 2269-A tubing & (1) 87944-S8 fitting	61	1	*C1AE 9413-C
61	A (with S/T & O/D)with emission reduction & power brakes	6	223		61	1	
61	A	8	352,390	Vacuum pump to intake manifold-5/16" O. D. -16.60" developed length-make from 8C 2269-A tubing & (1) 87944-S8 fitting	58,70	1	*C1AE 9413-A
61/62	X (except emission reduction)	6	144,170	Vacuum pump to carburetor spacer-5/16" O. D. -38.22" developed length-make from 8C 2269-A tubing & (1) 87944-S8 fitting	67	1	*C1DE 9413-B

* Refer to Group 9350 for complete Fuel Pump Identification

FORD CAR PARTS

SECTION 94

461

YEAR	MODEL	CYL.	C.I.D.	DESCRIPTION	• FUEL PUMP CATALOG SYMBOL	QTY.	PART NUMBER
9413 TUBE ASSY. - VACUUM PUMP - continued							
62	X (with emission reduction)	6	144,170	Vacuum pump to intake manifold-5/16"O. D. -40.54"developed length-make from 8C 2269-A tubing & (1) 87944-S8 fitting		1	*C2DE 9413-A
60/61	A	8	352	Connector (vacuum pump to intake manifold tube to intake manifold) 5/16"tube-(not used with elect. w/s wipers)		1	372226-S(II-72B)
60	A	6	223	Elbow(intake manifold to windshield wiper tube)-1/8"x90° - (used with electric w/s wipers)		1	357466-S(II-153)
60	A	6	223	Connector(intake manifold elbow to windshield wiper tube)1/4" (used with electric w/s wipers)		1	353284-S(II-1)
60	A	6	223	Adaptor (windshield wiper tube to intake manifold)-1/4" x 1/4" taper pipe thread-(used when windshield washer kit is installed on units with electric windshield wipers)		1	352524-S(II-72A)
61	A, S	8	292,352, 390	Elbow (vacuum pump to intake manifold tube upper connector to intake manifold)-90°x 5/16" hose connector		1	372224-S(II-10C)
9414 DOME - FUEL PUMP AIR							
60	X	6	144		56,62,63,64, 65,66	1	EAD 9414-A
60	X	6	144	Nipple (fuel pump to elbow)- 1/8"-27 male thread both ends	56,62,63,64, 65,66	1	354338-S(II-37)
60	X	6	144	Elbow(nipple to tee-air dome)- 90° pipe-1/8"-27 female thread both ends	56,62,63,64, 65,66	1	374375-S(II-168E)
60	X	6	144	Tee (elbow to air dome to fuel flex line)-1/8"-27 thread	56,62,63,64, 65,66	1	371334-S(II-146B)
9417 GASKET - FUEL PUMP MOUNTING							
60	A, S	8	352	Used with B8A 6019-B & COAE 6019-A steel stamped covers only		1	B8A 9417-A
60	A Special (with 4/B carb.)	8	352			1	
60/62	A, S, X	6&8	All	Use with Airtex fuel pumps	112 thru 117, 119	1	A8TZ 9417-A
63/	A, B, X	6	All			1	C3AZ 9417-B
60/62	X	6	144,170			1	CODE 9417-A
60/62	A	6	223			1	
62	B	6	170	Use with fuel pump stamped "H"	77	1	
62	X Special	6	170			1	
63/	A, B, X	8	All			1	C3AZ 9417-C
61/	S	8	390			1	
60	A, S	8	All			1	
60	S	8	430			1	
61/	A Special (with 4/B, 6/B or 8/B carburetor)	8	390,406, 427			1	
61/62	A	8	All			1	
62	B	8	221,260			1	
62	B	6	170	Use with fuel pump stamped "AC"	82	1	
9418 WASHER - ROCKER ARM PIN							
60/	A, B, S, X	6&8	All	Fuel & vacuum pump-.189" I. D. - 3/8" O. D. -flat across one end-serviced in kit 9349	54,58,61,64,66, 67,69,70,75, 84, 87,97,109 thru 117, 119, 129	1	A9AZ 9418-A

• Refer to Group 9350 for complete Fuel Pump identification

YEAR	MODEL	CYL.	C.I.D.	DESCRIPTION	QTY.	PART NUMBER
9424-5 MANIFOLD - INTAKE						
60/64	A	6	223		1	C3AZ 9424-B
60/61	A	8	352	Used with 2 barrel carburetor-service pkg. includes (1) B7TZ 8597-C by-pass hose & (1) 358066-S8 or 372175-S8 pipe plug-3/8"-for emission reduction hole	1	C1AE 9424-A
60/61	A, S	8	352,390	Used with 4 barrel carburetor-service pkg. includes (1) B7TZ 8597-C by-pass hose & (1) 358066-S8 or 372175-S8 pipe plug-3/8"-for emission reduction hole	1	C1AE 9424-B
60/62	A	8	292		1	C0AE 9425-F
60/63	A Special(with 4/B carb.)	8	352,390, 406	Service pkg. includes(1)C3AZ 10911-A adapter, (1) 358066-S8 or 372175-S8 pipe plug 3/8" to plug front vacuum boss	1	C3AZ 9424-C
61/63	A Special(with 6/B carb.)	8	390,406	Service pkg. includes (1) C3AZ 10911-A adapter	1	C3AZ 9424-D
62	B	8	221,260		1	C2OZ 9424-F
62/63	A, S, P/C(exc. A, S Special with 4/B or 6/B carb.)	8	390	Use with 1/4" temperature gauge	1	C3AZ 9424-E
62/63	A	8	352	Use with 1/4" temperature gauge	1	C3AZ 9424-F
62/	All High Performance vehicles-(with 8/B carb.)	8	406,427	Tunnel port-single plane 8V drag strip only-identified C7OE 9425-A	1	C7OE 9424-A
62/	All High Performance vehicles-(with 8/B carb.)	8	406,427	Tunnel port-over and under 8V manifold-wide RPM output-identified C7OE 9425-B	1	C7OE 9424-B
62/	All High Performance vehicles-(with 8/B carb.)-except low and high riser type intake manifolds or tunnel port heads	8	390,406, 427	Aluminum-single plane 8V manifold-use (2) 4 barrel carburetors	1	C8AX 9424-A
62/	All High Performance vehicles-(with 4/B carb.)	8	390,406, 427	Tunnel port	1	C8AX 9424-B
62/	All High Performance vehicles-(w/4/B carb.)-w/high riser heads	8	390,406, 427	High riser-identified C4AE 9425-G	1	C4AE 9425-G
62/	All High Performance vehicles-(w/8/B carb.)-w/high riser heads	8	406,427	Dual plane 8V manifold-identified C4AF 9425-F	1	C4AE 9425-F
63	A, B	8	260	Service pkg. includes (1)C3AZ 10911-A adapter	1	C3AZ 9424-G
63	X	8	260		1	
64	B, X, X Sprint Special (except with emission reduction)	8	260		1	
63	A(with 2/B carb.)	8	289		1	C3AZ 9424-H
63	B	8	221	Service pkg. includes (1)C3AZ 10911-A adapter	1	C3OZ 9424-B
63	B (with 4/B carb.)	8	289		1	C3OZ 9424-C
62/63	S Special (with 6/B carb.)	8	390	Service pkg. includes (1) C3AZ 10911-A adapter	1	C3SZ 9424-A
63/64	A Special (with 4/B carb.)	8	427		1	C3AZ 9424-J
63	A(with 2/B carb.)	8	352	Use with 1/8" temperature gauge	1	C4AZ 9424-A
63/64	A, S, P/C	8	390	Use with 1/8" temperature gauge	1	C4AZ 9424-B
64	A(with 4/B carb.)	8	352		1	
64	B, X (with emission reduction)	8	260	Service pkg. includes (1) C5AZ 8592-C connection assy.	1	C4OZ 9424-E
64	A, B (with 2/B carb. and except emission reduction)- "From 5/25/64"	8	289		1	C4AZ 9424-F
64	A, B(w/2/B carb.) "Before 5/25/64"	8	289	Service pkg. Includes (1) C5AZ 8592-C connection assy.	1	C4AZ 9424-H
64	A, B(w/2/B carb. & em/re)- "From 5/25/64"	8	289		1	
63/	A Special (with 8/B carb.)	8	427		1	C5AZ 9424-C
62/	All High Performance vehicles-(with 8/B carb.)-except engines with tunnel port heads & exc. low & high riser type intake manifolds	8	390,406, 427	Medium riser type	1	C5AZ 9424-G
64	B(4/B carb. & em/re)	8	289		1	C4OZ 9424-H
62/	All High Performance vehicles-(with 4/B carb.)-except engines with tunnel port heads & exc. low & high riser type intake manifolds	8	390,406	Equal runner type	1	C6AZ 9424-M

FORD CAR PARTS

SECTION 94

463

YEAR	MODEL	CYL.	C.I.D.	DESCRIPTION	QTY.	PART NUMBER
9424-5 MANIFOLD - INTAKE - continued						
60/	A	6	All	Stud (intake manifold to exhaust manifold and thermostat ass'y.)-3/8"-16 & 3/8"-24 x 4 7/8"	2	88624-S(W25)
				Nut-3/8"-24		33828-S(M64)
				Lockwasher-3/8"		33847-S7(M58)
60	A	6	223	Plug (to plug hole in intake manifold)-1/4"-18	1	353055-S7(PP29)
64/	A, B, X	8	26Q289	Screw & washer assy. (intake manifold to cyl. hd.) -5/16"-18 x 1.95" hex. hd. rubber coated washer	11	378484-S(BB870)
60	S	8	430	Bolt (intake manifold to cylinder head)-3/8"-16 x 1 1/8"	3	20408-S7(B81)
60/62	A	8	292		2	
60/63	A, S	8	All	Nut-3/8"-24	4	33800-S8(M63)
60/64	A, S	8	All	Plug-3/8"-18 hex. head-used when hot water heater is not used	1	87710-S(P16)
61/64	A, S	8	390	Used to plug vacuum take off hole when electric windshield wipers are used	1	
63	A Special (with 8/B carb.)	8	427	Used to plug center hole in intake manifold	1	
60/63	A, S	8	All	Stud (intake manifold to cylinder head)-3/8"-16-24 x 2 3/4"	4	88492-S(W18)
60	S	8	430	Bolt (intake man. to cyl. head)-3/8"-16 x 1 3/4"	6	*20506-S7
60/62	A	8	292		2	
60/63	A, S	8	352	Bolt (intake manifold to cyl.hd.)-3/8"-16 x 2.62"	8	370478-S(BB161)
60/63	A, S	8	352	Bolt (intake manifold to cylinder head)-3/8"-16 x 1 1/2" hex. head	2	20468-S8(B85)
60	S	8	430		1	
9A424-25 SEAL - INTAKE MANIFOLD TO CYLINDER BLOCK - Refer to Group 9433						
60/	A, S(except A, S Special with 4/B, 6/B or 8/B carb.)	8	352,390	Rear-.175" thick-10.44" long to end notches	1	C3AZ 9A424-D
60/	A, S Special(with 4/B, 6/B, 8/B carb.)	8	390,406,427		1	
60/	A, S(except A, S Special with 4/B, 6/B or 8/B carb.)	8	352,390	Front-.175" thick-10.44" long to end of notches	1	C3AZ 9A425-D
60/	A, S Special(with 4/B, 6/B or 8/B carb.)	8	390,406,427		1	
60/	A, B, S	8	352,390		1	C3AZ 9A425-D
63/	A Special (with 4/B, 8/B carb.)	8	427		1	
62/	A, B, X	8	221,26Q289	Rear-145" thick-5.34" long with .20" tabs on each end	1	C2OZ 9A424-D
62/	A, B, X	8	221,26Q289	Front-145" thick-.534" long with .20" tabs on each end	1	C2OZ 9A425-D
9B424 MANIFOLD - INTAKE - Refer to Group 9424-25						
9426 MANIFOLD and THERMOSTAT ASSY. - EXHAUST - Refer to Group 9430-31						
9A427 VALVE ASSY. - EXHAUST THERMOSTAT CONTROL - Also refer to Group 9460						
60/62	A	8	292		1	C0AE 9A427-C
60/61	A, S	8	352		1	B9AE 9A427-A
60/63	A Special (with 4/B or 6/B carburetor) "Before 11/22/62"	8	352,390,406		1	C0AE 9A427-B
61	P/C	8	390		1	
63/	A Special (with 4/B, 6/B or 8/B carb.) "From 11/22/62"	8	406,427		1	C3AZ 9A427-A
61	A	8	390		1	C1AE 9A427-A
62/63	S Special (with 6/B carb.)	8	390		1	C3SZ 9A427-A
61/63	S	8	390		1	
60	A	8	352	Stud (valve & muffler inlet tube to exhaust manifold-R.H.)-7/16"-14-14 x 3.00"	2	376183-S7-8 (WW50B)
61		8	292	Stud (valve & muffler inlet pipe to exhaust manifold-R.H.)-7/16"-14-14 x 2.50"	2	375679-S2(WW36)
61/64		8	352,390	Stud (valve & muffler inlet pipe to exhaust manifold-R.H.)-7/16"-14-14 x 3.00"	2	375371-S2 (WW36C)
62	A Special (with 4/B carb.), P/C	8	390	Use as L. H. stud	2	
				Lockwasher-7/16"		357625-S7-8(XX304)
				Nut-7/16"-14 hex. (brass)		34872-S(M55)
9428 MANIFOLD ASSY. - EXHAUST - Refer to Group 9430-1						

YEAR	MODEL	CYL.	C.I.D.	DESCRIPTION	QTY.	PART NUMBER
9430-1 MANIFOLD - EXHAUST						
6 CYLINDER						
61/62	B, X	6	144,170	Service pkg. includes (2) 375678-S2 studs and	1	C2GZ 9430-A
60	X	6	144	(2) 375636-S100 nuts to attach muffler inlet pipe	1	
63/64	B, X	6	144,170		1	C3OZ 9430-A
63/	B	6	200		1	
64/	X	6	200		1	
60/62	A	6	223	Manifold & thermostat assy. service pkg. includes (2) 375678-S2 studs (2) 375636-S100 nuts	1	C3AZ 9426-A
63/64	A	6	223	Manifold & thermostat assy.	1	C3AZ 9426-B
60/64	A	6	223	Bolt (exhaust manifold & thermostat assy. to intake manifold)-3/8"-16 x 1"	1	20388-S8 (B80)
				Lockwasher-3/8"		34847-S8(X74)
				Cotter pin-1/16" x 3/4"		72015-S(N40)
60/64	A	6	223	Bolt (manifolds to cyl. head)-3/8"-16 x 1 3/8"	10	20448-S8(B83)
60/64	A	6	223	Bolt (manifolds to cyl. head)-3/8"-16 x 1 1/8"	2	20408-S7(B81)
				Lockwasher-3/8"		34847-S8(X74)
60	X	6	144	Bolt(exhaust man.to cyl.hd.)-3/8"-16 x 1 1/8"hex. hd.	9	20408-S7(B81)
60	X	6	144	Washer (exhaust man. to cyl. head)-3/8" lock tab	11	370383-S(XX345)
60	X	6	144	Stud (muffler inlet pipe to exhaust manifold)-3/8"-16-16 x 1.62"	2	376283-S2(WW13)
60	X	6	144	Bolt (exhaust manifold to cylinder head)-3/8"-16 x 2 1/2" hex, head	2	45522-S8(B93)
61	X	6	144,170	Stud (muffler inlet pipe to exhaust manifold)-7/16"-14-14 x 1.62"	2	374987-S2(WW32A)
				Nut-brass-7/16"-14		34672-S(M55)
8 CYLINDER						
60	S	8	352	L. H.	1	B8S 9431-A
60	S	8	430	R. H. -service pkg. includes (1) C1VE 9A705-A cover, (1) C1VE 9903-A gasket, (1) 20346-S or 20346-S8 or 358719-S8 bolt	1	B8LY 9430-A
60	S	8	430	L. H. -service pkg. includes (2) 375918-S nuts and (2) 375919-S100 studs	1	C6VY 9431-B
60/62	A	8	292	R. H. -service pkg. includes(2)375679-S2 studs and (2) 375636-S100 nuts to attach muffler inlet pipe	1	C2AZ 9430-A
60/62	A	8	292	L. H. -service pkg. includes(2)375678-S2 studs and (2) 375636-S100 nuts to attach muffler inlet pipe	1	C2AZ 9431-A
62	B	8	221,260	R. H.	1	C2OZ 9430-C
62	B	8	260	L. H.	1	C2OZ 9431-B
64	B, X	8	260	R. H.	1	C3AZ 9430-H
64	A, B(with 2/B carb.)	8	289		1	
63	A, B	8	221,260		1	
63	A(with 2/B carb.)	8	289		1	
63	X	8	260		1	
63/64	X	8	260	L. H.	1	C3DZ 9431-A
63/64	A, B	8	221,260	L. H.	1	C3AZ 9431-H
63/64	A, B (with 2/B carb.)	8	289		1	
63/64	B Special (with 4/B carb.)	8	289	R. H.	1	C3OZ 9430-C
63/	B Special (with 4/B carb.)	8	289	L. H.	1	C3OZ 9431-B
63	A	8	352,390	R. H.	1	C3AZ 9430-A
63	S(with 4/B carb.) "Before 12/1/62"	8	390		1	
63/64	A(except P/C) "From 12/1/62"	8	352,390	R. H.	1	C5SZ 9430-A
63/64	S(with 4/B carb)"From 12/1/62"	8	390		1	
64	P/C "From 5/14/64"	8	390		1	
62/64	P/C "Before 5/14/64"	8	390	R. H. -service pkg. includes (2) 375678-S2 studs,	1	C3AZ 9430-E
60/63	A Special (with 4/B or 6/B carb.)- "Before 11/22/62"	8	352,390 406	(2) 375636-S100 nuts	1	
62/64	P/C "Before 5/14/64"	8	390	L. H. -service pkg. includes (2) 375680-S2 studs,	1	C3AZ 9431-E
60/63	A Special (with 4/B or 6/B carb.)- "Before 11/22/62"	8	352,390 406	(2) 375636-S100 nuts	1	

FORD CAR PARTS

SECTION 94

465

YEAR	MODEL	CYL.	C.I.D.	DESCRIPTION	QTY.	PART NUMBER
9430-1 MANIFOLD - EXHAUST - continued						
8 CYLINDER						
63/64	A Special (with 4/B, 6/B or 8/B carb.) "From 11/22/62"	8	406,427	R. H.	1	C3AZ 9430-C
				L. H.	1	C3AZ 9431-F
63/	A (except P/C)	8	352,390	L. H.	1	C3AZ 9431-D
63/	S (with 4/B carb.)	8	390		1	
64/	P/C "From 5/14/64"	8	390		1	
62/63	S Special (with 6/B carb.)	8	390	R. H. - service pkg. includes (2) 375680-S2 studs,	1	C3SZ 9430-A
60/62	A, S	8	352,390	(2) 375636-S100 nuts	1	
63	S Special (with 6/B carb.) -	8	390	L. H. - service pkg. includes (2) 375678-S2 studs,	1	C3SZ 9431-A
60/62	A, S	8	352,390	(2) 375636-S100 nuts	1	
62/	All High Performance vehicles	8	390,406 427	R. H.	1	C8OZ 9430-C
62/	All High Performance vehicles	8	390,406 427	L. H.	1	C8OZ 9431-B
60/	A, S	8	352,390	Bolt (exhaust manifold to cylinder head)-	16	20408-S7(B81)
60/62	A	8	292	3/8"-16 x 1 1/8" hex. head	14	
60/	A	8	All	Washer (exhaust manifold to cyl. head)-3/8" flat	14	351385-S7(XX158)
60/	A, B, S	8	All	Washer (exhaust manifold R. H. & L. H. to cyl. head)-3/8" lock tab	15	370383-S(XX345)
60/61	A, S	8	352	Stud (exhaust thermostat control valve & muffler inlet tube to exhaust manifold-R. H.)-7/16"-14-14 x 3.00"	2	376183-S7-8 (WW50B)
60/64	A, S	8	352	Stud (muffler inlet pipe to exhaust manifold-L. H.)-7/16"-14-14 x 1.62"	2	376181-S7-8 (WW35A)
60	S	8	430	Stud (exhaust manifold to cylinder head)-3/8"-16-16 x 1.62"	8	376283-S2(WW13)
60	S	8	430	Bolt (exhaust manifold to cylinder head)-3/8"-16 x 1 1/4"	8	20428-S8(B82)
62	B	8	221,260		8	
60	S	8	430	Stud (muffler inlet pipe to exhaust manifold)-7/16"-14-14 x 1 13/16"	4	372542-S(WW81)
62	B	8	221	Bolt (exhaust manifold to cyl. hd.)-3/8"-16 x 2"	8	20522-S8(B89)
9A430 SHAFT & COUNTERWEIGHT ASSY. - EXHAUST THERMOSTAT CONTROL VALVE						
60/64	A	6	223		1	C3AZ 9A430-A
9433 GASKET SET - MANIFOLD - Also Refer to Groups 9A424-5, 9439-41						
8 CYLINDER						
60/62	A	8	292	Gasket set (intake manifold)	1	B7AZ 9433-A
Consists of the following						
1-B7A 9439-B Gasket (intake manifold to cyl. head)-R. H. 1-B7A 9441-B Gasket (intake manifold to cyl. head)-L. H.						
62/64	B	8	221,260		1	C3AZ 9433-D
63/64	A, X	8	260		1	
63/	A, B	8	289		1	
Consists of the following						
1-C2OZ 9A424-C Seal 1-C2OZ 9A425-C Seal 2-C3AZ 9441-C Gasket						
60/	A, S (except A, S Special with 4/B or 6/B carb.)	8	352,390		1	C3AZ 9433-G
60/63	A, S Special (4/B or 6/B carb.) - (except Special duty performance)	8	352,390		1	
63/	A Special (with 4/B or 8/B carb.)					
Consists of the following						
1-C8AZ 9A424-A Seal 1-C8AZ 9A425-A Seal 2-C8AZ 9441-A Gasket						
9A435 SPACER - EXHAUST MANIFOLD TO MUFFLER INLET PIPE						
60/63	A Special (with 4/B carb.) (special duty performance only)	8	352,390 406		1	COAE 9A435-B
62	P/C	8	390		1	
63	A Special (with 4/B or 8/B carb.)	8	427		1	
64	P/C "Before 5/14/64"	8	390		1	

YEAR	MODEL	CYL.	C.I.D.	DESCRIPTION	QTY.	PART NUMBER
9439-41 GASKET - INTAKE MANIFOLD TO CYLINDER HEAD - Also refer to Group 9433						
60/62	A	8	292	R. H. L. H.	1 1	B7A 9439-B B7A 9441-B
60	S	8	430		2	C1VE 9441-D
60/61/63	A, S A, S (Special w/4/B or 6/B carb.) -except special duty performance	8 8	352,390 390,406		2 2	C2AZ 9441-A
63/	A Special (with 4/B or 8/B carb.)	8	427		2	
63/60/61/63	A Special (with 4/B or 8/B carb.) A Special (with 4/B carb.) A Special (with 4/B or 6/B carb.) - special duty performance only	8 8 8	427 352 390,406	Heat blocked	2 2 2	C3AZ 9441-B
62/63/	A, B, X A, B	8 8	221,260 289		2 2	C3AZ 9441-C
9443 CLAMP - INTAKE and EXHAUST MANIFOLD TO CYLINDER BLOCK						
60/64	A	6	223		10	EAA 9443-A
9446 CLAMP - INTAKE MANIFOLD TO CYLINDER HEAD - Also refer to Group 9A447						
60/62	A	8	292	1.83" long	4	B5A 9446-A
60	S	8	430	2.84" long	6	*B8E 9446-A
9447 GASKET - CARBURETOR - Also refer to Groups 9448 & 9A589						
60/62/60/64/63/62/64/64	A A A X Special A(except Taxicab) A(Taxicab)	6 6 6 6 6 6	223 223 223 170 223 223	Carburetor to intake manifold-1.65" I. D. Use with governor Carburetor to intake manifold Carburetor to intake manifold Use with Holley carburetor	1 3 2 1 2 1	⊕ B6A 9447-B (CG-60)
60	S	8	430	Carburetor to intake manifold	2	B9SE 9447-A (CG-66)
60/64	A	6	223	Carburetor to governor	1	B9AZ 9447-A
62/63/64/	A, S, P/C S	8 8	390 390	Spacer to intake manifold Spacer to intake manifold	1 1	C2AZ 9447-G (CG-189)
62/63/60/61/62/62	A A(with 2/B carb.) - "Before 11/3/60" S Special (with 6/B carb.) S Special (with 6/B carb.)	8 8 8 8	352 292,352 390 390	Carburetor to spacer Use with B9AZ 9A589-B spacer Carburetor spacer Spacer to intake manifold	1 2 1 1	C2AZ 9447-F
60/61/62/64/63/64/	X B, X X Special B X	6 6 6 6 6	144,170 144,170 170 200 200	Carburetor to spacer Spacer to intake manifold Spacer to intake manifold Spacer to intake manifold Spacer to intake manifold	2 1 1 1 1	C1TZ 9447-A (CG-116)
61/63	A Special (6/B carb.)	8	390,406	Carburetor to intake manifold	3	C1AE 9447-C (CG-69)
62/63	A	8	352	Spacer to intake manifold	1	C2AZ 9447-C (CG-119)
61/63/64/63/64/64/60	A, S, P/C B Special (with 4/B carb.) B Special (with 4/B carb.) A (with 4/B carb.) (exc. Holley carb.) A, S (with 4/B carb.)	8 8 8 8 8	390 289 289 352 352	Carburetor to spacer Carburetor to spacer Spacer to intake manifold Carburetor to spacer Carburetor to intake manifold	1 1 1 1 2	C5AZ 9447-A (CG-188)
62	B, X	6	144,170	Carburetor to spacer	1	C2DZ 9447-A

FORD CAR PARTS

SECTION 94

467

YEAR	MODEL	CYL.	C.I.D.	DESCRIPTION	QTY.	PART NUMBER
9447 GASKET - CARBURETOR - continued - Also refer to Groups 9448 & 9A589						
62/64	B	8	221,260	Carburetor to intake manifold spacer	1	C20Z 9447-C (CG-123)
62/64	B	8	221,260	Spacer to intake manifold	1	
63/64	A, X	8	260	Carburetor to intake manifold spacer	1	
63/64	A, X	8	260	Spacer to intake manifold	1	
63/64	B, X	6	144,170	Carburetor to intake manifold spacer	1	C3DZ 9447-A
63/	B (except Imco)	6	200	Carburetor to intake manifold spacer	1	
64/	X (except Imco)	6	200	Carburetor to intake manifold spacer	1	
63/64	A, B (with 2/B carb.)	8	289	Carburetor to intake manifold spacer	1	C3AZ 9447-B (CG-145)
63/64	A, B (with 2/B carb.)	8	289	Spacer to intake manifold	1	
64	A (with 4/B carb.)(Holley carb.)	8	352	Carburetor to spacer	1	C4AZ 9447-B
64	A (with 4/B carb.)	8	352,390	Spacer to intake manifold	1	
61/64	A Special (with 4/B carb.)	8	390,406, 427	Carburetor to intake manifold	2	C3AZ 9447-C (CG-200)
63/	A Special (with 8/B carb.)	8	427	Carburetor to intake manifold	2	
64	A (with Holley carb.)	8	352	Carburetor to spacer	1	
64	A (with Holley carb.)	8	352	Spacer to intake manifold	1	
9A447 TAB - EXHAUST MANIFOLD MOUNTING BOLT LOCKING - Also refer to Group 9446						
62/64	B	8	221,260		8	C20Z 9A447-A
63/64	A, B (with 2/B carb.)	8	260,289		8	
63/64	X	8	260		8	
63/	A Special (with 4/B, 6/B or 8/B carb.)	8	406,427	.065" / .055" thick - 3.56" center to center (2) "From 11/22/62" 13/32" holes	8	C3AZ 9A447-A
63/	B Special (with 4/B carb.)	8	289		8	C30Z 9A447-A
9448 GASKET - EXHAUST MANIFOLD - Also Refer to Group 9447						
60	S	8	430	R. H.	1	C0SZ 9448-A
				L. H.	1	C0SZ 9448-B
61/	S	8	390	Heat shield-R. H.	1	C1SZ 9448-A
61/	S	8	390	Heat shield-L. H.	1	C1SZ 9448-B
9449 SPRING ASSY. - EXHAUST THERMOSTAT CONTROL VALVE - Also refer to group 9467						
60/64	A	6	223		1	EAA 9449-A
60/	A, S, A Special (with 4/B, 6/B or 8/B carb.)	8	All	.250" O. D. x .722" long - 11 1/2 coils - used in B9AE 9A427-A, C0AE 9A427-B, C and C3AZ 9A427-A valves	1	B5A 9449-A
60/	A Special (with 4/B, 6/B or 8/B carb.)	8	352,390, 406,427		1	C0AE 9449-A
61	P/C	8	390		1	
9450 GASKET - EXHAUST MANIFOLD TO MUFFLER INLET PIPE - Also refer to Group 5C226						
60	S	8	430	Exhaust manifold to resonator inlet pipe	2	B8S 9450-A
60/	A Special (with 4/B, 6/B or 8/B carburetor)	8	352,390, 406,427	Exhaust manifold to exhaust pipe - 2.60" I. D. - 2 bolt holes - .45" dia. - 3.50" center to center	3	C0AA 9450-A
60/64	Police Car - "Before 5/14/64"	8	352,390		3	
60/62	X	6	144,170	Exhaust manifold to muffler inlet pipe	1	C1DZ 9450-A
62	B	6	170		1	
61	S	8	390	Exhaust manifold to exhaust pipe	3	C1SZ 9450-A
62	S	8	390	Exhaust manifold to resonator inlet pipe	2	
63	S Special (with 6/B carb.)	8	390	Exhaust manifold to resonator inlet pipe	3	
60/63	A	6	223	Exhaust manifold to muffler inlet pipe	1	
60/61	A	8	All		3	
60	S	8	All	Muffler inlet pipe to engine assy.	3	
62	A, B	8	All		2	
63	B	8	All		1	

YEAR	MODEL	CYL.	C.I.D.	DESCRIPTION	QTY.	PART NUMBER	
9450 GASKET - EXHAUST MANIFOLD TO MUFFLER INLET PIPE - continued - Also refer to Group 5C228							
63/	B, X	6	144,170 200	1.79" I.D. -2.26" O.D. -.58" thick	1	C6DZ 9450-A	
63/64	A	6	223	Exhaust manifold to exhaust pipe-	1	C6AZ 9450-D	
63/64	S (with 4/B carb.)	8	390	2.03" I.D. -2.50" O.D. -.58" thick	2		
63/64	B, X	8	221,26Q 289		2		
63/64	A (except P/C)	8	26Q,289 352,390		2		
64	P/C "From 5/14/64"	8	390		2		
9A450 PLUG - INTAKE MANIFOLD							
61/63	A	6	223	Used to plug rear intake manifold vacuum hole when electric w/s wipers are installed - 1/4"-18-1.50" long-identified by letter "R"	1	C1AE 9A450-A	
61/64	A	6	223	Used to plug front intake manifold vacuum hole when electric w/s wipers are installed- 1/4"-18-1.25" long-identified by letter "F"	1	C1AE 9A450-B	
9A455 FITTING - INTAKE MANIFOLD CARBURETOR SPACER CONNECTION - Also refer to Groups 8A500, 18599							
62/	A(except Special with 4/B or 6/B carb.)	8	352,390	1/2"-14 thread	1	C2AZ 9A455-A	
63	A	8	260		1		
62	S(with 4/B carb.) "Before 4/12/62"	8	390	When heater is not installed	1		
64/	S(except A/C)	8	390		1		
62/63	S (with A/C or heater)	8	390		1	C2SZ 9A455-A	
64/	S(with A/C)	8	390		1		
9A456 SHIELD - EXHAUST MANIFOLD AUTOMATIC CHOKE SPLASH - Also refer to Group 9A705							
62/64	B	8	221,260		1	C2OZ 9A456-B	
63	X Sprint Special	8	260	Attach to R. H. exhaust manifold over choke stove air inlet	1		
9460 VALVE - EXHAUST THERMOSTAT CONTROL - Also refer to Group 9A427							
60/64	A	6	223	Service pkg. includes (2) 376227-S washers	1	C3AZ 9460-A	
60/64	A	6	223	Washer (spacer-valve to exhaust manifold)- flat-.328" I.D. x .62" O.D.	2	356184-S (XX113)	
9461 GASKET - INTAKE MANIFOLD TO CYLINDER BLOCK							
60/64	A	6	223	1.64" I.D. -2.12" O.D.	4	B6A 9461-A	
9462 BUSHING - EXHAUST THERMOSTAT CONTROL VALVE							
80/64	A	6	223	.285" long-.39" O.D.	2	C3AZ 9462-A	
9467 SPRING - EXHAUST THERMOSTAT CONTROL VALVE COIL - Also refer to Group 9449							
60/64	A	6	223		1	B4A 9467-A	
60/61	A, S	8	All	Spring (exhaust control valve)	1	C1AZ 9467-A	
62	A	8	292		1		
YEAR	MODEL	CYL.	C.I.D.	DESCRIPTION	• FUEL PUMP CATALOG SYMBOL	QTY.	PART NUMBER
9468 RETAINER - FUEL PUMP OIL SEAL - Also refer to Group 9A392							
60/64	A, B, S, X	6&8	All	Fuel pump-1" O.D.	59,60,62,63,65, 68,72,76,77,80	1	B7A 9468-A
60/62	A, S, X	6&8	All	Vacuum pump	56,58,61,64,66, 67,70, 113, 114, 115, 120	2	
9471 SLEEVE - INTAKE MANIFOLD TO CYLINDER BLOCK							
80/64	A	6	223	Split-1.62" O.D. -.30" long		4	B6A 9471-A

• Refer to Group 9350 for complete Fuel Pump Identification

HOW TO IDENTIFY CARBURETORS and RELATED PARTS

To facilitate the identification of service kits and parts for a specific carburetor, parts lists or bills of material are provided in Sections 95.1 and up, of this catalog for each carburetor assembly. It is necessary first to identify the carburetor assembly per the instructions that follow.

Carburetors can be identified by the stamping number shown on the carburetor or on a metal tag attached to the carburetor. The location of this stamping number differs for the various carburetors - see the Carburetor Identification Chart beginning on Page 470 of this section.

Each carburetor for 1960 and subsequent models has an identification tag. An illustration and explanation of the carburetor identification tags are shown on Page 470 of this section.

If either the tag or stamping identification number is known, the related carburetor and carburetor parts list numbers can be determined from the Guide beginning on Page 470 of this section.

Carburetors and their parts lists can also be identified by Engine, Model Year, etc. in the Application Identification Chart beginning on Page 473 of this Section. Also shown in the Carburetor Application Chart is the page number for a typical parts illustration for each carburetor assembly.

Carburetor illustrations are shown in Illustration Section 95 of Form AF 7682 .

Parts lists are grouped by type and engine and each group of related carburetor parts lists is shown in a separate section. The section number can readily be identified with the carburetor parts list numbers as shown in the following example:

Carburetor Type	Engine		Parts List Number	Catalog Section No.
	No. of Cyls.	C.I.D.		
Ford 1/B	6	144	1A, 1B, 1C etc.	95.1
Holley 1/B	6	144	2A, 2B	95.2
Ford 2/B	8	221	9A, 9B, 9C	95.9
Ford 4/B	8	352	15A, 15B, 15C etc.	95.15

For ready reference, kit part numbers are shown at the beginning of each parts list section. A listing of components for each kit is shown in Section 95A. Refer to the Index at the beginning of Section 95A for page number of known kit.

Carburetor attaching parts are shown at the beginning of their respective parts lists following the part numbers for the kits.

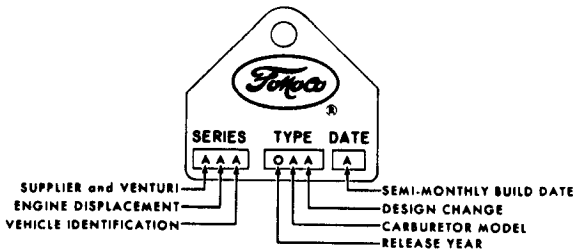
To identify the parts or kits for a specific carburetor it is only necessary to refer to the related parts list and parts illustration.

A Part Name Index in alphabetical order is shown at the beginning of the Fuel System in Section 90.

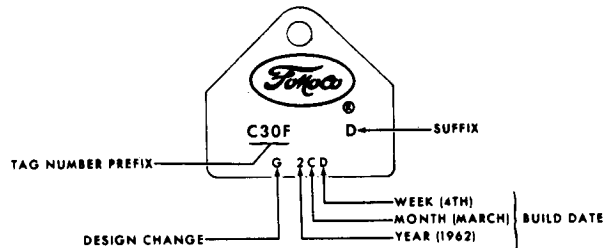
IMPORTANT: Always furnish appropriate Patent or Warranty Plate information and DSO number if applicable when ordering parts not listed in the Catalog.

CARBURETOR IDENTIFICATION TAGS

1961 - and PRIOR



1962/



P.3221

P.4485

CARBURETOR TAG OR STAMPING IDENTIFICATION GUIDE TO SERVICE CARBURETOR and PARTS LIST NUMBERS

IDENTIFICATION	PART NUMBER	PARTS LIST 95.	IDENTIFICATION	PART NUMBER	PARTS LIST 95.	IDENTIFICATION	PART NUMBER	PARTS LIST 95.
AAA0AA	COAE 9510-U	7A	COAE 9510-U	COAE 9510-U	7A	C2AE-AB	C2AZ 9510-C	13K
AAA0AB	COAE 9510-U	7A	COAE 9510-V	COAE 9510-Y	7B	C2AE-AC	C2AZ 9510-D	14J
AAA0AC	COAE 9510-U	7A	COAE 9510-Y	COAE 9510-Y	7B	C2AE-AD	C2AZ 9510-D	14J
AAA0BB	COAE 9510-Z	7C	COAE 9510-Z	COAE 9510-Z	7C	C2AE-AE	C2AZ 9510-D	14J
AAA0BC	COAE 9510-Y	7C	CODE 9510-A	CODE 9510-A	2B	C2AE-AF	C2AZ 9510-D	14J
AAA0BD	COAE 9510-Y	7C	CODE 9510-B	CODE 9510-B	2A	C2AE-AG	C2AZ 9510-G	17E
AAA0CA	COAE 9510-Y	7B	CODE 9510-C	CODE 9510-C	2C	C2AE-AJ	C2AZ 9510-G	17E
AAA0DA	COAE 9510-Y	7B	CODE 9510-D	CODE 9510-D	2D	C2AE-AK	C2AZ 9510-G	17E
AAA0EA	COAE 9510-U	7A	COLE 9510-A	COLE 9510-A	22A	C2AE-AL	C2AZ 9510-G	17E
AAA0EB	COAE 9510-U	7A	C1AE 9510-AA	C1AE 9510-AA	13H	C2AE-AN	C2AZ 9510-G	17E
AAA0FA	COAE 9510-Y	7B	C1AE 9510-AB	C1AE 9510-AB	13J	C2AE-AR	C2AZ 9510-G	17E
			C1AE 9510-AC	C1AE 9510-AC	14E	C2AE-AS	C2AZ 9510-H	7M
A0D0AA	CODE 9510-A	2B	C1AE 9510-AD	C1AE 9510-AD	14F	C2AE-AT	C2AZ 9510-G	17E
A0D0AB	CODE 9510-A	2B	C1AE 9510-AE	C1AE 9510-AE	14G	C2AE-AU	C2AZ 9510-G	17E
A0D0AC	CODE 9510-C	2C	C1AE 9510-AF	C1AE 9510-AF	14H	C2AE-AV	C2AZ 9510-G	17E
A0D0AD	CODE 9510-C	2C	C1AE 9510-AG	C1AE 9510-AG	17A	C2AE-AY	C2AZ 9510-G	17E
A0D0BA	CODE 9510-B	2A	C1AE 9510-AH	C1AE 9510-AH	17B	C2AE-AZ	C2AZ 9510-G	17E
A0D0BB	CODE 9510-B	2A	C1AE 9510-AI	C1AE 9510-AI	17C	C2AE-B	C2AZ 9510-B	7J
A0D0BC	CODE 9510-B	2A	C1AE 9510-AJ	C1AE 9510-AJ	17D	C2AE-BA	C2AZ 9510-G	17E
A0D0BD	CODE 9510-D	2D	C1AE 9510-AM	C1AE 9510-AM	20E	C2AE-BB	C2AZ 9510-H	7M
A0D0BE	CODE 9510-D	2D	C1AE 9510-AN	C1AE 9510-AN	7G	C2AE-BC	C2AZ 9510-H	7M
APD1AA	C1DE 9510-C	4A	C1AE 9510-AR	C1AE 9510-AR	18A	C2AE-C	C2AZ 9510-H	7M
APD1BA	C1DE 9510-D	4B	C1AE 9510-AU	C1AE 9510-AU	18B	C2AE-CB	C3AZ 9510-L	20B
			C1AE 9510-AV	C1AE 9510-AV	18A	C2AE-D	C2AZ 9510-H	7M
CFA0NA	COAE 9510-AA	16A	C1AE 9510-E	C1AE 9510-E	7D	C2AE-E	C2AZ 9510-E	7K
COAE 9510-AA	COAE 9510-AA	16A	C1AE 9510-F	C1AE 9510-F	7E	C2AE-F	C2AZ 9510-F	7L
COAE 9510-AB	COAE 9510-AB	14C	C1AE 9510-G	C1AE 9510-G	7F	C2AE-Y	C2AZ 9510-C	13K
COAE 9510-AC	COAE 9510-AC	14D	C1AE 9510-H	C1AE 9510-H	7F	C2AE-Z	C2AZ 9510-C	13K
COAE 9510-AF	COAE 9510-AF	13C	C1AE 9510-I	C1AE 9510-I	13F	C2AF-AA	C2AZ 9510-C	13K
COAE 9510-AG	COAZ 9510-A	13E	C1AE 9510-J	C1AE 9510-J	13G	C2AF-AB	C2AZ 9510-C	13K
COAE 9510-AF	COAE 9510-AG	13D	C1AE 9510-K	C1AE 9510-K	2E	C2AF-AC	C2AZ 9510-C	13K
COAE 9510-E	COAE 9510-U	7A	C1AE 9510-L	C1AE 9510-L	2F	C2AF-AD	C2AZ 9510-C	13K
COAE 9510-F	COAE 9510-Y	7B	C1DE 9510-A	C1DE 9510-A	2G	C2AF-AE	C2AZ 9510-D	14J
COAE 9510-H	COAE 9510-H	13B	C1DE 9510-B	C1DZ 9510-A	2G	C2AF-AF	C2AZ 9510-D	14J
COAE 9510-J	COAE 9510-J	15A	C1DE 9510-B	C1DE 9510-B	2F	C2AF-AG	C2AZ 9510-D	14J
COAE 9510-K	COAZ 9510-C	15C	C1DE 9510-C	C1DE 9510-C	4A	C2AF-AH	C2AZ 9510-D	14J
COAE 9510-K	COAE 9510-K	15B	C1DE 9510-D	C1DE 9510-D	4B	C2AF-AJ	C2AZ 9510-G	17E
COAE 9510-M	COAE 9510-M	13A	C1DE 9510-E	C1DE 9510-E	4C	C2AF-AK	C2AZ 9510-G	17E
COAE 9510-R	COAE 9510-R	14B	C1DE 9510-F	C1DE 9510-F	4D			
COAE 9510-S	COAE 9510-S	14A	C2AE-A	C2AZ 9510-A	7H			
			C2AE-AA	C2AZ 9510-C	13K			

CARBURETOR TAG OR STAMPING IDENTIFICATION GUIDE TO SERVICE CARBURETOR and PARTS LIST NUMBERS-continued

IDENTIFICATION	PART NUMBER	PARTS LIST 95.	IDENTIFICATION	PART NUMBER	PARTS LIST 95.	IDENTIFICATION	PART NUMBER	PARTS LIST 95.
C2AF-AL	C2AZ 9510-G	17E	C3AF-BM	C3AZ 9510-AD	6H	C4AF-DL	C3AZ 9510-AL	17S
C2AF-AM	C2AZ 9510-G	17E	C3AF-BN	C3AZ 9510-AC	6G	C4AF-DM	C3AZ 9510-AM	6L
C2AF-AN	C2AZ 9510-G	17E	C3AF-BR	C3AZ 9510-AD	6H	C4AF-DN	C3AZ 9510-AN	6M
C2AF-AR	C2AZ 9510-G	17E	C3AF-BS	C3AZ 9510-AE	6J	C4AF-DR	C3AZ 9510-A	6A
C2AF-N	C2AZ 9510-G	17E	C3AF-BT	C3AZ 9510-AF	6K	C4AF-DS	C3AZ 9510-B	6B
C2AF-S	C2AZ 9510-G	17E	C3AF-BU	C3AZ 9510-AH	17N	C4AF-DU	C3AZ 9510-AL	17S
C2AF-T	C2AZ 9510-G	17E	C3AF-BV	C3AZ 9510-AG	17P	C4AF-DV	C3AZ 9510-AK	17R
C2AF-U	C2AZ 9510-G	17E	C3AF-BY	C3AZ 9510-AH	17N	C4AF-DY	C3AZ 9510-AK	17R
C2AF-Y	C2AZ 9510-G	17E	C3AF-BZ	C3AZ 9510-AG	17P	C4AF-DZ	C4AZ 9510-D	15E
C2AF-Z	C2AZ 9510-G	17E	C3AF-C	C3AZ 9510-C	6C	C4AF-EA	C4AZ 9510-D	15E
C2DE-A	C2DE 9510-B	2H	C3AF-D	C3AZ 9510-D	6D	C4AF-EB	C3AZ 9510-AR	11E
C2DE-B	C2DE 9510-B	2H	C3AF-E	C3AZ 9510-F	14K	C4AF-EC	C3AZ 9510-AR	11E
C2DE-C	C2DE 9510-D	4E	C3AF-F	C3AZ 9510-F	14K	C4AF-ED	C3AZ 9510-AN	6M
C2DE-D	C2DE 9510-D	4E	C3AF-N	C3AZ 9510-J	17J	C4AF-EE	C3AZ 9510-AM	6L
C2DE-J	C2OZ 9510-E	4F	C3AF-R	C3AZ 9510-H	17H	C4AF-EF	C3AZ 9510-AL	17S
C2DE-K	C2OZ 9510-E	4F	C3AF-S	C3AZ 9510-J	17J	C4AF-EH	C4AZ 9510-E	16B
C2DE-L	C2DZ 9510-A	2J	C3AF-T	C3AZ 9510-H	17H	C4AF-L	C3AZ 9510-A	6A
C2DE-M	C2DZ 9510-A	2J	C3AF-Y	C3AZ 9510-N	6E	C4AF-M	C3AZ 9510-B	6B
C2DE-N	C2DZ 9510-B	4G	C3AF-Z	C3AZ 9510-R	6F	C4AF-N	C4AZ 9510-C	15D
C2DE-R	C2DZ 9510-B	4G	C3DF-A	C3DZ 9510-A	1A	C4DF-S	C4DZ 9510-C	10K
C2DE-T	C2DZ 9510-A	2J	C3DF-B	C3DZ 9510-B	1B	C4AF-R	C4AZ 9510-C	15D
C2DE-U	C2DZ 9510-B	4G	C3DF-C	C3OZ 9510-E	9B	C4AF-S	C3AZ 9510-C	6C
C2OE-N	C2OZ 9510-A	9A	C3DF-D	C3OZ 9510-E	9B	C4AF-T	C3AZ 9510-D	6D
C2OE-R	C2OZ 9510-A	9A	C3DF-E	C3AZ 9510-E	10B	C4DF-AA	C3OZ 9510-B	3B
C2OE-S	C2OZ 9510-A	9A	C3DF-F	C3AZ 9510-E	10B	C4DF-AB	C5ZZ 9510-K	10M
C2OE-T	C2OZ 9510-A	9A	C3DF-G	C3DZ 9510-C	10C	C4DF-AC	C5ZZ 9510-K	10M
C2OF-AA	C2OZ 9510-F	10A	C3DF-H	C3DZ 9510-C	10C	C4DF-E	C4DZ 9510-A	10F
C2OF-AB	C2OZ 9510-F	10A	C3DF-L	C3DZ 9510-D	10E	C4DF-F	C4DZ 9510-A	10F
C2OF-AC	C2OZ 9510-F	10A	C3DF-M	C3DZ 9510-D	10E	C4DF-G	C3DZ 9510-A	1A
C2OF-AD	C2OZ 9510-F	10A	C3DF-R	C3DZ 9510-E	1C	C4DF-H	C3DZ 9510-B	1B
C2OF-N	C2OZ 9510-A	9A	C3DF-S	C3DZ 9510-F	1D	C4DF-J	C4DZ 9510-B	10G
C2OF-R	C2OZ 9510-A	9A	C3GF-C	C3OZ 9510-C	3C	C4DF-K	C4DZ 9510-B	10G
C2OF-S	C2OZ 9510-A	9A	C3GF-D	C3OZ 9510-D	3D	C4DF-N	C4DZ 9510-B	10G
C2OF-T	C2OZ 9510-A	9A	C3OF-A	C3OZ 9510-A	3A	C4DF-R	C4DZ 9510-B	10G
C2SE-A	C2SZ 9510-B	18C	C3OF-AA	C3OZ 9510-F	5A	C4DF-T	C4DZ 9510-C	10K
C2SE-C	C2SZ 9510-A	17F	C3OF-AB	C3OZ 9510-G	12A	C4DF-U	C3DZ 9510-G	1E
C2SE-E	C2SZ 9510-C	18D	C3OF-AG	C3OZ 9510-H	9C	C4DF-V	C3DZ 9510-A	1A
C2SF-A	C2SZ 9510-A	17F	C3OF-AH	C3OZ 9510-H	9C	C4DF-Z	C3DZ 9510-B	1B
C2SF-B	C2SZ 9510-D	17G	C3OF-AJ	C3OZ 9510-J	12B	C4OF-A	C4OZ 9510-A	10F
C3AE-A	C3AZ 9510-G	20F	C3OF-AK	C3OZ 9510-M	3E	C4OF-AE	C4OZ 9510-C	10H
C3AE-B	C3AZ 9510-K	20A	C3OF-AL	C3OZ 9510-L	3F	C4OF-AK	C4OZ 9510-C	10H
C3AE-C	C3AZ 9510-S	20C	C3OF-AM	C3OZ 9510-K	5B	C4OF-AL	C4OZ 9510-D	12D
C3AF-A	C3AZ 9510-A	6A	C3OF-B	C3OZ 9510-B	3B	C4OF-AM	C4OZ 9510-E	10L
C3AF-AK	C3AZ 9510-M	11A	C3OF-C	C3OZ 9510-E	9B	C4OF-AS	C4OZ 9510-E	10L
C3AF-AL	C3AZ 9510-M	11A	C3OF-D	C3OZ 9510-E	9B	C4OF-AT	C4OZ 9510-D	12D
C3AF-AM	C3AZ 9510-V	14L	C3OF-E	C3AZ 9510-E	10B	C4OF-B	C4OZ 9510-A	10F
C3AF-AN	C3AZ 9510-V	14L	C3OF-F	C3AZ 9510-E	10B	C4OF-BA	C3OZ 9510-N	3G
C3AF-AT	C3AZ 9510-Z	17L	C3PF-B	C3OZ 9510-T	1F	C4OF-BB	C3OZ 9510-R	3H
C3AF-AU	C3AZ 9510-Y	17K	C3PF-C	C3AZ 9510-AS	6N	C4OF-BD	C3OZ 9510-A	3A
C3AF-AV	C3AZ 9510-Z	17L	C3SF-B	C3SZ 9510-B	17M	C4OF-BE	C3OZ 9510-S	5C
C3AF-AY	C3AZ 9510-Y	17K	C4AF-B	C3AZ 9510-AJ	11C	C4OF-BF	C3OZ 9510-F	5A
C3AF-AZ	C3AZ 9510-U	11B	C4AF-C	C3AZ 9510-AJ	11C	C4OF-BJ	C3AZ 9510-AR	11E
C3AF-B	C3AZ 9510-B	6B	C4AF-DD	C3AZ 9510-AR	11E	C4OF-BK	C3OZ 9510-R	3H
C3AF-BA	C3AZ 9510-U	11B	C4AF-DE	C3AZ 9510-AR	11E	C4OF-BL	C3OZ 9510-N	3G
C3AF-BD	C3AZ 9510-T	10D	C4AF-DF	C4AZ 9510-D	15E	C4OF-BM	C3OZ 9510-S	5C
C3AF-BE	C3AZ 9510-T	10D	C4AF-DG	C4AZ 9510-D	15E	C4OF-BR	C5ZZ 9510-K	10M
C3AF-BJ	C4AZ 9510-A	20D	C4AF-DH	C3AZ 9510-AK	17R	C4OF-BS	C5ZZ 9510-K	10M
C3AF-BK	C4AZ 9510-A	20D	C4AF-DJ	C3AZ 9510-AK	17R	C4OF-BT	C4OZ 9510-D	12D
C3AF-BL	C3AZ 9510-AC	6G	C4AF-DK	C3AZ 9510-AL	17S	C4OF-BU	C4OZ 9510-D	12D

SECTION 95

CARBURETOR TAG OR STAMPING IDENTIFICATION GUIDE TO SERVICE CARBURETOR and PARTS LIST NUMBERS-continued																																																																																																																																																																							
IDENTIFICATION			PART NUMBER			PARTS LIST 95.			IDENTIFICATION			PART NUMBER			PARTS LIST 95.																																																																																																																																																								
C40F-BV	C3AZ	9510-AR	11E	C80F-AA	C8OZ	9510-AA	20R	EFA0AA	COAE	9510-J	15A	C40F-F	C3OZ	9510-A	3A	C80F-AB	C8OZ	9510-AB	20S	EFA0AA	COAZ	9510-C	15C	C40F-G	C3OZ	9510-B	3B	C80F-F	C5OZ	9510-H	3X	EFA0AB	COAE	9510-J	15A	C40F-H	C3OZ	9510-F	5A	C8PF-E	C3OZ	9510-T	1F	EFA0AB	COAZ	9510-C	15C	C40F-J	C4OZ	9510-B	11D	C8PF-N	C3AZ	9510-AT	6P	EFA0AC	COAE	9510-J	15A	C40F-K	C4OZ	9510-C	10H	DBA0AA	COAE	9510-M	13A	EFA0AC	COAZ	9510-C	15C	C40F-L	C4OZ	9510-C	10H	DBA0AB	COAE	9510-M	13A	EFA0BA	COAE	9510-K	15B	C4SF-B	C4SZ	9510-A	17Q	DBA0AC	COAE	9510-M	13A	EFA0BB	COAE	9510-K	15B	C4ZF-N	C5ZZ	9510-K	10M	DBA0AD	COAE	9510-AF	13C	EFA0BC	COAE	9510-K	15B	C4ZF-R	C5ZZ	9510-K	10M	DBA0AD	COAZ	9510-A	13E	FKL0BA	COLE	9510-A	22A	C5AF-BC	C6AZ	9510-AH	20G	DBA0AE	COAZ	9510-A	13E	HAA1AA	C1AE	9510-E	7D	C5AF-BD	C6AZ	9510-AH	20G	DBA0AE	COAE	9510-AF	13C	HAA1BA	C1AE	9510-F	7E	C50F-J	C4OZ	9510-D	12D	DBA0AF	COAE	9510-AF	13C	HAA1CA	C1AE	9510-G	7F												
C50F-K	C4OZ	9510-D	12D	DBA0AF	COAZ	9510-A	13E	HAA1DA	C1AE	9510-H	7F	C50F-L	C4OZ	9510-F	12F	DBA0BA	COAE	9510-H	13B	HAA1FA	C1AE	9510-AR	7G	C50F-M	C4OZ	9510-F	12F	DBA0BB	COAE	9510-H	13B	HOD1AA	C1DE	9510-A	2E	C50F-T	C4OZ	9510-F	12F	DBA0BC	COAE	9510-H	13B	HOD1BA	C1DE	9510-B	2F	C50F-U	C4OZ	9510-F	12F	DBA0BD	COAE	9510-AG	13D	HOD1BA	C1DZ	9510-A	2G	C5SF-A	C5SZ	9510-A	17X	DBA0BE	COAE	9510-AG	13D	HPD1AA	C1DE	9510-E	4C	C5SF-B	C5SZ	9510-A	17X	DBA0BF	COAE	9510-AG	13D	HPD1BA	C1DE	9510-F	4D	C5ZF-A	C5ZZ	9510-H	11F	DBA1AA	C1AE	9510-Y	13F	JSA1AA	C1AE	9510-AM	20E	C5ZF-B	C5ZZ	9510-H	11F	DBA1BA	C1AE	9510-Z	13G	KBA1AA	C1AE	9510-AA	13H	C5ZF-G	C5ZZ	9510-L	11L	DBA1BB	C1AE	9510-Z	13G	KBA1BA	C1AE	9510-AB	13J	C5ZF-H	C5ZZ	9510-L	11L	DFA0AA	COAE	9510-R	14B	KBA1BB	C1AE	9510-AB	13J	C6DF-A	C5ZZ	9510-L	11L	DFA0AB	COAE	9510-R	14B	KFA1AA	C1AE	9510-AE	14G	C6DF-B	C5ZZ	9510-L	11L	DFA0AC	COAE	9510-AB	14C	KFA1BA	C1AE	9510-AF	14H					DFA0AD	COAE	9510-AB	14C	KFA1BB	C1AE	9510-AF	14H
C6PF-D	C3AZ	9510-AT	11AD	DFA0AE	COAE	9510-AB	14C	LSA1SA	C1AE	9510-AG	17A	C6PF-D	C3AZ	9510-AV	11AD	DFA0BA	COAE	9510-S	14A	LSA1TA	C1AE	9510-AH	17B	C6PF-F	C2AZ	9510-J	13L	DFA0BB	COAE	9510-S	14A	LSA1TB	C1AE	9510-AN	17B	C6PF-F	C2AZ	9510-K	13L	DFA0BC	COAE	9510-AC	14D	LSA1WA	C1AE	9510-AK	17C	C6PF-J	C5OZ	9510-H	3X	DFA0BD	COAE	9510-AC	14D	LSA1XA	C1AE	9510-AL	17D	C6PF-M	C3OZ	9510-J	12B	DFA0BE	COAE	9510-AC	14D	LSA1XB	C1AE	9510-AL	17D	C6ZF-C	C4OZ	9510-F	12F	DFA1AA	C1AE	9510-AC	14E					C6ZF-F	C4OZ	9510-F	12F	DFA1BA	C1AE	9510-AD	14F									DFA1BB	C1AE	9510-AD	14F																																																																

YEAR	MODEL	CYL.	C.I.D.	DESCRIPTION	QTY.	PART NUMBER
9A500 - 9A501 - Refer to Carburetor Parts Lists Section 95						
9A501 TUBE - CARBURETOR SECONDARY BALANCE						
63/	A(with 8/B carb.)	8	406,427		1	C3AZ 9A501-A
9B501 - 9B508 -Refer to Carburetor Parts Lists Section 95						

9510 CARBURETOR APPLICATION CHART - Refer to page 469 of this section for carburetor identification information

6 CYLINDER ENGINES

ENGINE C.I.D.	1960	1961	1962	1963	1964	ENGINE C.I.D.	1960	1961	1962	1963	1964
144	X	X	X	X	X	200				B, X	B, X
170		X	B, X	B, X	B, X	223	A	A	A	A	A

9510 CARBURETOR APPLICATION CHART - continued - Refer to Page 469 of this Sec. for Carb. Identification Information

YEAR	MODEL	ENGINE		TYPE	IDENTIFICATION	ILLUS. SEC. 95 PAGE	NOTES	PART NUMBER	REPLACED BY	Parts List 95.
		CYL.	C.I.D.							
6 CYLINDER 144 ENGINE										
60	X (with F/M/2)	6	144	H-1	CODE 9510-B, (A0D0BA), (A0D0BB), (A0D0BC)	318	1B, 13	CODE 9510-B	C1DZ 9510-A	2A
60	X (with S/T)	6	144	H-1	CODE 9510-A, (A0D0AA), (A0D0AB)	318	1B, 13	CODE 9510-A	C1DZ 9510-A	2B
60/61	X (with F/M/2)	6	144	H-1	CODE 9510-D, (A0D0BD), (A0D0BE)	318	1B, 13, 31	CODE 9510-D	C1DZ 9510-A	2D
60/61	X (with S/T)	6	144	H-1	CODE 9510-C, (A0D0AC), (A0D0AD)	318	1B, 13, 31	CODE 9510-C	C1DZ 9510-A	2C
60/61	X	6	144	H-1	C1DE 9510-B, (H0D1BA)	318	1B, 38, 39	C1DZ 9510-A (CA-156)		2G
61	X (with S/T)	6	144	H-1	C1DE 9510-A, (H0D1AA)	318	1B, 13, 32	C1DE 9510-A	C1DZ 9510-A	2E
61	X (with F/M/2)	6	144	H-1	C1DE 9510-B, (H0D1BA)	318	1B, 13, 32	C1DE 9510-B	C1DZ 9510-A	2F
62	X	6	144	H-1	C2DE-B, A	323	1A, 13	C2DE 9510-B	C2DZ 9510-A	2H
62	X (with F/M/2)	6	144	H-1	C2DE-M, L, T	323	1A, 13, 20	C2DZ 9510-A		2J
63	X (with F/M/2)	6	144	F-1	C3DF-B, C4DF-H, Z	326	1A, 44, 45	C3DZ 9510-B		1B
63/64	X (with S/T)	6	144	F-1	C3DF-A, C4DF-G, V	326	1A, 44, 45	C3DZ 9510-A	C3DZ 9510-F	1A
63/64	X (with S/T)	6	144	F-1	C3DF-R	326	1A, 13, 46	C3DZ 9510-E	C3DZ 9510-F	1C
63/64	X (with S/T)	6	144	F-1	C4DF-U	326	1A, 44	C3DZ 9510-G	C3DZ 9510-F	1E
63/64	X (with F/M/2)	6	144	F-1	C3DF-S	326	1A, 13, 46	C3DZ 9510-F		1D
63/64	X	6	144	F-1	C3PF-B, C8PF-E	326	44, 66	C3OZ 9510-T (CA-307)		1F
6 CYLINDER 170 ENGINE										
61	X (with S/T)	6	170	H-1	C1DE 9510-C, (APD1AA)	322	1A, 13, 31	C1DE 9510-C	C1DE 9510-F	4A
61	X (with S/T)	6	170	H-1	C1DE 9510-E, (HPD1AA)	322	1A, 13, 32	C1DE 9510-E	C1DE 9510-F	4C
61	X (with F/M/2)	6	170	H-1	C1DE 9510-D, (APD1BA)	322	1A, 13, 31	C1DE 9510-D	C1DE 9510-F	4B
61	X (with F/M/2)	6	170	H-1	C1DE 9510-F, (HPD1BA)	322	1A, 13, 20, 32	C1DE 9510-F		4D
61	X (with F/M/2)	6	170	H-1	C1DE-F	322	1A, 13, 67	C1DZ 9510-B (CA-654)		4D
62	B, X	6	170	H-1	C2DE-D, C	323	1A, 13	C2DE 9510-D	C2DZ 9510-B	4E
62	B (Taxicab)	6	170	H-1	C2DE-K, J	323	1A, 13, 20	C2OZ 9510-E		4F
62	B, X (with F/M/2)	6	170	H-1	C2DE-R, N, U	323	1A, 13, 20	C2DZ 9510-B		4G
63	B, X (with S/T)	6	170	F-1	C3OF-A, C4OF-F, BD	326	1A, 44, 45	C3OZ 9510-A	C3OZ 9510-T	3A
63	B, X (with F/M/2)	6	170	F-1	C3OF-B, C4OF-G, C4DF-AA	326	1A, 44, 45	C3OZ 9510-B	C3OZ 9510-T	3B
63	B (taxicab) (with S/T)	6	170	F-1	C3GF-C	326	1A, 44	C3OZ 9510-C	C3OZ 9510-T	3C
63	B (taxicab) (with F/M/2)	6	170	F-1	C3GF-D	326	1A, 44	C3OZ 9510-D	Not Replaced	3D
63/64	B, X	6	170	F-1	C3PF-B	326	44, 66	C3OZ 9510-T (CA-307)		1F
63/64	B, X (with S/T)	6	170	F-1	C3OF-AK	326	1A, 13, 46	C3OZ 9510-M	C3OZ 9510-T	3E
63/64	B, X (with S/T)	6	170	F-1	C4OF-BA, BL	326	1A, 44	C3OZ 9510-N	C3OZ 9510-T	3G
63/64	B, X (with F/M/2)	6	170	F-1	C4OF-BB, BK	326	1A, 44	C3OZ 9510-R	C3OZ 9510-T	3H
63/64	X (with F/M/2)	6	170	F-1	C3OF-AL	326	1A, 13, 46	C3OZ 9510-L	C3OZ 9510-T	3F
63/	B, X	6	170	F-1	C8PF-J, C8OF-F	330	44, 66	C5OZ 9510-H (CA-308)		3X

NOTE 1A Stamping identification is located on main body

NOTE 1B Stamping identification is located on fuel inlet boss

NOTE 13 Service package includes mounting gasket

NOTE 20 For use on Standard and Overdrive transmissions remove dashpot and attaching parts

NOTE 31 Not used with Emission Reduction

NOTE 32 Used with Emission Reduction

NOTE 38 Use less dashpot and install CODE 9B572-B spark valve for standard transmission

NOTE 39 Service pkg. contains (1) CODE 9455-A gasket, (1) CODE 9B572-B spark valve, (1) CODE 9A588-A gasket

NOTE 44 Service pkg. includes (1) C3DZ 9447-A gasket

NOTE 45 Except with rocker arm cover type emission reduction

NOTE 46 With rocker arm cover type emission reduction

NOTE 66 Use C2DZ 9G545-A adaptor kit (carburetor) when using C3OZ 9510-T or C5OZ 9510-H to replace C2DZ 9510-B carburetors

NOTE 67 Service pkg. includes (1) B2A 9827-A fuel inlet adaptor gasket

9510 CARBURETOR APPLICATION CHART - continued - Refer to Page 469 of this Sec. for Carb. Identification Information

YEAR	MODEL	ENGINE		TYPE	IDENTIFICATION	ILLUS. SEC. 95 PAGE	NOTES	PART NUMBER	REPLACED BY	Parts List 95.
		C Y L	C.I.D.							
6 CYLINDER 200 ENGINE										
63	B	6	200	F-1	C30F-AA, C40F-H, BF	326	1A, 44, 45	C30Z 9510-F	C30Z 9510-S	5A
63/64	B	6	200	F-1	C30F-AM	326	1A, 13, 46	C30Z 9510-K	C30Z 9510-S	5B
64	X	6	200							
63/64	B,X	6	200	F-1	C40F-BE, BM	326	1A, 44	C30Z 9510-S		5C
63/64	B,X	6	200	F-1	C3PF-B	326	44, 66	C30Z 9510-T (CA-307)		1F
63/	B,X	6	200	F-1	C6PF-J, C80F-F	330	44, 66	C50Z 9510-H (CA-308)		3X
6 CYLINDER 223 ENGINE										
60/61	A (with S/T & O/D)	6	223	H-1	C0AE 9510-E or U, (AAA0EA), (AAA0EB), (AAA0AA), (AAA0AB), (AAA0AC)	319	1B, 4, 29, 31	C0AE 9510-U (CA-84)		7A
60/61	A (with F/M/2, C/M)	6	223	H-1	C0AE 9510-Z, (AAA0BB), (AAA0BC), (AAA0BD)	319	1B, 13, 31	C0AE 9510-Z	C2AZ 9510-E	7C
61	A (with S/T & O/D)	6	223	H-1	C1AE 9510-E, (HAA1AA)	319	1B, 13, 32	C1AE 9510-E	C2AZ 9510-B	7D
61	A (with F/M, F/M/2, C/M)	6	223	H-1	C1AE 9510-F, (HAA1BA)	319	1B, 13, 32	C1AE 9510-F	C2AZ 9510-F	7E
61/62	A (with S/T & O/D)	6	223	H-1	C2AE-B	319	1A, 13, 32	C2AZ 9510-B (CA-215)		7J
61/62	A (with F/M/2, C/M)	6	223	H-1	C2AE-F	319	1A, 13, 32	C2AZ 9510-F (CA-207)		7L
62	A (with S/T & O/D)	6	223	H-1	C2AE-A	319	1A, 13, 31	C2AZ 9510-A (CA-214)		7H
62	A (with F/M/2)	6	223	H-1	C2AE-E	319	1A, 13, 31	C2AZ 9510-E		7K
63	A(P/C)(with S/T & O/D)	6	223	F-1	C3AF-Y	326	1A, 43, 45	C3AZ 9510-N		6E
63	A(P/C)(with F/M/2)	6	223	F-1	C3AF-Z	326	1A, 43, 45	C3AZ 9510-R		6F
63/64	A (with S/T & O/D)	6	223	F-1	C3AF-A, C4AF-L, DR	326	1A, 43, 45	C3AZ 9510-A	C3AZ 9510-AY	6A
63/64	A (with F/M/2)	6	223	F-1	C3AF-B, C4AF-M, DS	326	1A, 43, 45	C3AZ 9510-B	C3AZ 9510-AV	6B
63/64	A, P/C (exc. Taxi)(w/S/T)	6	223	F-1	C3AF-BL, BN	326	1A, 13, 46	C3AZ 9510-AC	C3AZ 9510-AM	6G
63/64	A, P/C (exc. Taxi)(w/S/T)	6	223	F-1	C4AF-DM, EE	326	1A	C3AZ 9510-AM		6L
63/64	A, P/C (exc. Taxi)(w/F/M/2)	6	223	F-1	C3AF-BM, BR	326	1A, 13, 46	C3AZ 9510-AD	C3AZ 9510-AN	6H
63/64	A, P/C (exc. Taxi)(w/F/M/2)	6	223	F-1	C4AF-DN, ED	326	1A	C3AZ 9510-AN		6M
63/64	A	6	223	F-1	C3PF-C	326	51	C3AZ 9510-AS (CA-309)	C3AZ 9510-AY	6N
63	Taxicab (with S/T & O/D)	6	223	F-1, S/E						
63/64	A	6	223	F-1	C8PF-N	326	13	C3AZ 9510-AY (CA-609)		6P
60	Taxicab	6	223	H-1, S/E	C0AE 9510-F, V, or Y, (AAA0CA), (AAA0DA), (AAA0FA)	319	1B, 30	C0AE 9510-Y	C2AZ 9510-H	7B
60/61	Taxicab	6	223	H-1, S/E	C1AE 9510-AR, (HAA1FA)	319	1B, 4, 30, 32	C1AE 9510-AR	C2AZ 9510-H	7G
60/62	Taxi (exc. non-zero lash)	6	223	H-1, S/E	C2AE-AS, C, D, BB, BC	319	1A, 13, 20, 32	C2AZ 9510-H (CA-208)		7M
62	Taxicab (w/non-zero lash)	6	223							
64	Taxicab	6	223							
61	Taxicab (with S/T & O/D)	6	223	H-1, S/E	C1AE 9510-G, (HAA1CA)	319	1B, 13, 32	C1AE 9510-G	C2AZ 9510-H	7F
61	Taxi. (with F/M, F/M/2, C/M)	6	223	H-1, S/E	C1AE 9510-H, (HAA1DA)	319	1B, 13, 32	C1AE 9510-H	C2AZ 9510-H	7F
63	Taxicab (with S/T)	6	223	F-1, S/E	C3AF-BS	326	1A, 13, 46	C3AZ 9510-AE		6J
63	Taxicab (with S/T & O/D)	6	223	F-1, S/E	C3AF-C, C4AF-S	326	1A, 43, 45	C3AZ 9510-C	C3AZ 9510-AY	6C
63	Taxicab (with F/M/2)	6	223	F-1, S/E	C3AF-D, C4AF-T	326	1A, 43, 45	C3AZ 9510-D		6D
63	Taxicab (with F/M/2)	6	223	F-1, S/E	C3AF-BT	326	1A, 13, 46	C3AZ 9510-AF		6K

NOTE 1A Stamping identification is located on main body**NOTE 1B** Stamping identification is located on fuel inlet boss**NOTE 4** When used w/auto, trans, add dashpot & attaching parts**NOTE 13** Service package includes mounting gasket**NOTE 20** For use on Standard and Overdrive transmissions remove dashpot and attaching parts**NOTE 29** Not used with B8A 12127-J dist. Service pkg. includes (1) ea. 1CM 9681-A ball, 34079-S nut & 34803-S7 washer**NOTE 30** Service package includes (1 each) B6A 9447-B gasket, 1CM 9681-A ball, 34079-S nut and 34843-S2 washer and pin**NOTE 31** Not used with Emission Reduction**NOTE 32** Used with Emission Reduction**NOTE 43** Service pkg. includes (2) B6A 9447-B gaskets**NOTE 44** Service pkg. includes (1) C3DZ 9447-A gasket**NOTE 45** Except with rocker arm cover type emission reduction**NOTE 46** With rocker arm cover type emission reduction**NOTE 51** Service package includes (1) C3AE 9A589-A gasket assy. (carb. to intake manifold)**NOTE 66** Use C2DZ 9G545-A adaptor kit (carburetor) when using C30Z 9510-T or C50Z 9510-H to replace C2DZ 9510-B or C2GY 9510-B carburetors

9510 CARBURETOR APPLICATION CHART - continued - Refer to Page 469 of this Sec. for Carb. Identification Information

8 CYLINDER ENGINES

ENGINE C.I.D.	1960	1961	1962	1963	1964	ENGINE C.I.D.	1960	1961	1962	1963	1964
221			B	B		390		A, S	A, S	A, S	A, S
260			B	A, B, X	B, X	406			A	A	
289				A, B	A, B	427				A	A
292	A	A	A			430	S				
352	A, S	A	A	A	A						

YEAR	MODEL	ENGINE		TYPE	IDENTIFICATION	ILLUS. SEC. 95 PAGE	NOTES	PART NUMBER	REPLACED BY	Parts List 95.	
		C Y L	C.I.D.								
8 CYLINDER 221 ENGINE											
62	B	8	221	F-2	C20F-N, R, S, T, C20E-N, R, S, T	320	1F, 35	C20Z 9510-A	C2AZ 9510-J	9A	
62/63	B	8	221	F-2	C5ZF-G, H, C6DF-A, B	328	35, 47, 48	C5ZZ 9510-L	C2AZ 9510-J	11L	
62/63	B	8	221	F-2	C30F-AH, AG	320	1K, 13	C30Z 9510-H	C2AZ 9510-J	9C	
63	B	8	221	F-2	C30F-C, D, C3DF-C, D	320	1K, 13	C30Z 9510-E	C2AZ 9510-J	9B	
62/63	B	8	221	F-2	C6PF-F	320	1K, 13, 50	C2AZ 9510-J (CA-377)		13L	
8 CYLINDER 260 ENGINE											
62	B	8	260	F-2	C20F-AA, AB, AC, AD	320	1F, 35	C20Z 9510-F	C2AZ 9510-J	10A	
63	A, B	8	260	F-2	C3AF-BE, BD	320	1K, 13	C3AZ 9510-T	C2AZ 9510-J	10D	
63	X (except Sprint Special)	8	260								
62	B	8	260								
63	A, B	8	260	F-2	C30F-E, F, C3DF-E, F	320	1K, 13	C3AZ 9510-E	C2AZ 9510-J	10B	
63	X (except Sprint Special)	8	260								
63	X Sprint Special	8	260	F-2	C3DF-H, G	320	1K, 13	C3DZ 9510-C	C2AZ 9510-J	10C	
63	X Sprint Special	8	260	F-2	C3DF-M, L	320	1K, 13	C3DZ 9510-D	C2AZ 9510-J	10E	
63/64	X Sprint Special	8	260	F-2	C4DF-R, J, K, N	327	1K, 13	C4DZ 9510-B	C2AZ 9510-J	10G	
63/64	X Sprint Special	8	260	F-2	C4DF-S, T	328	1K, 35	C4DZ 9510-C	C2AZ 9510-J	10K	
64	B, X	8	260	F-2	C4ZF-R, N, C4DF-AB, AC, C40F-BR, BS	328	1K, 35	C5ZZ 9510-K	C5ZZ 9510-L	10M	
63/64	X Sprint Special	8	260								
64	B, X	8	260	F-2	C5ZF-G, H, C6DF-A, B	328	35, 47, 48	C5ZZ 9510-L	C2AZ 9510-J	11L	
63/64	X Sprint Special	8	260								
64	B, X	8	260	F-2	C6PF-F	320	1K, 13, 50	C2AZ 9510-J (CA-535)		13L	
64	X Sprint Special	8	260								
64	B, X (except Sprint Special)	8	260	F-2	C40F-B, A	327	1K, 13	C40Z 9510-A	C40Z 9510-E	10F	
64	B, X (except Sprint Special)	8	260	F-2	C40F-AE, K, L, AK	327	1K, 13	C40Z 9510-C	C40Z 9510-E	10H	
64	B, X (except Sprint Special)	8	260	F-2	C40F-AS, AM	328	1K, 35	C40Z 9510-E		10L	
64	X Sprint Special	8	260	F-2	C4DF-F, E	327	1K, 13	C4DZ 9510-A	C2AZ 9510-J	10F	

- NOTE 1F** Stamping identification is located on fuel bowl
- NOTE 1K** Stamping identification is located on edge of carburetor mounting flange
- NOTE 13** Service package includes mounting gasket
- NOTE 35** Service package includes mounting gasket and also (1) each C1AZ 9B549-A dashpot, B8AZ 9B550-A bracket, 33923-S8 nut and 43252-S8 screw & washer for use with automatic transmission
- NOTE 47** Service pkg. includes (1) C2AZ 9C639-A adaptor cap
- NOTE 48** The stamped identification on carburetor mounting flange is main body identification only. Carburetor identification appears on identification tag.
- NOTE 50** Service pkg. includes (1) C4AZ 9C639-A adaptor cap

SECTION 95

9510 CARBURETOR APPLICATION CHART - continued - Refer to Page 469 of this Sec. for Carb. Identification Information

YEAR	MODEL	ENGINE		TYPE	IDENTIFICATION	ILLUS. SEC. 95 PAGE	NOTES	PART NUMBER	REPLACED BY	Parts List 95.
		C Y L.	C.I.D.							
8 CYLINDER 289 ENGINE										
63	A	8	289	F-2	C3AF-AL, AK	320	1K, 13	C3AZ 9510-M	C2AZ 9510-J	11A
63	A	8	289	F-2	C3AF-BA, AZ	320	1K, 13	C3AZ 9510-U	C2AZ 9510-J	11B
64	A (with F/M/2, C/M)	8	289	F-2	C4AF-C, B	327	1K, 13	C3AZ 9510-AJ	C2AZ 9510-J	11C
64	A, B (with S/T)	8	289							
63	A	8	289							
63	A	8	289	F-2	C6PF-F	320	1K, 13, 50	C2AZ 9510-J (CA-535)		13L
64	A, B	8	289							
64	A, B	8	289	F-2	C4AF-DD, DE, EB, EC C4OF-BJ, BV	328	1K, 35	C3AZ 9510-AR	C5ZZ 9510-L	11E
63	B	8	289	F-4	C3OF-AB	325	1K, 13	C3OZ 9510-G	C3OZ 9510-J	12A
63/64	B	8	289	F-4	C3OF-AJ, C6PF-M	325	1K, 13	C3OZ 9510-J (CA-294)		12B
64	A, B	8	289	F-2	C5ZF-A, B	328	1K, 35	C5ZZ 9510-H	C2AZ 9510-J	11F
63	A	8	289							
63	A	8	289	F-2	C5ZF-G, H, C6DF-A, B	328	35, 47, 48	C5ZZ 9510-L	C2AZ 9510-J	11L
64	A, B	8	289							
64	B (with F/M/2, C/M)	8	289	F-2	C4OF-J	327	1K, 13	C4OZ 9510-B	C2AZ 9510-J	11D
64/	B Special	8	289	F-4	C4OF-AL, AT, BU, BT, C4ZF-G, H, C5OF-J, K	329	1K, 35	C4OZ 9510-D	C4OZ 9510-F	12D
64/	B Special	8	289	F-4	C5OF-L, M, T, U, C6ZF-C, F	329	1K, 13	C4OZ 9510-F (CA-351)		12F
8 CYLINDER 292 ENGINE										
60	A (with F/M/2, C/M)	8	292	F-2	C0AE 9510-H, (DBA0BA), (DBA0BB), (DBA0BC)	320	1F, 13	C0AE 9510-H	C2AZ 9510-J	13B
60	A (with F/M/2, C/M)	8	292	F-2	C0AE 9510-AG, (DBA0BD), (DBA0BE), (DBA0BF)	320	1F, 13	C0AE 9510-AG	C2AZ 9510-J	13D
60	A (with S/T & O/D)	8	292	F-2	C0AE 9510-M, (DBA0AA), (DBA0AB), (DBA0AC)	320	1F, 13	C0AE 9510-M	C2AZ 9510-J	13A
60	A (with S/T & O/D)	8	292	F-2	C0AE 9510-AF, (DBA0AD), (DBA0AE), (DBA0AF)	320	1F, 13	C0AE 9510-AF	C2AZ 9510-J	13C
60	A	8	292	F-2	C0AE 9510-AF, (DBA0AD), (DBA0AE), (DBA0AF)	320	1F, 35	C0AZ 9510-A	C2AZ 9510-J	13E
60/62	A	8	292	F-2	C6PF-F	320	1K, 13, 50	C2AZ 9510-J (CA-377)		13L
61	A (with S/T & O/D)	8	292	F-2	C1AE 9510-Y, (DBA1AA)	320	1F, 13, 31	C1AE 9510-Y	C2AZ 9510-J	13F
61	A (with S/T & O/D)	8	292	F-2	C1AE 9510-AA, (KBA1AA)	320	1F, 13, 32	C1AE 9510-AA	C2AZ 9510-J	13H
61	A (with F/M/2, C/M)	8	292	F-2	C1AE 9510-Z, (DBA1BA), (DBA 1 BB)	320	1F, 13, 31	C1AE 9510-Z	C2AZ 9510-J	13G
61	A (with F/M/2, C/M)	8	292	F-2	C1AE 9510-AB, (KBA1BA), (KBA 1BB)	320	1F, 13, 20, 32	C1AE 9510-AB	C2AZ 9510-J	13J
61/62	A	8	292	F-2	C2AF-AA, AB, AC, AD, C2AE-Y, Z, AA, AB	320	1F, 35	C2AZ 9510-C	C2AZ 9510-J	13K
61/62	A	8	292	F-2	C6PF-F	320	1K, 13, 56	C2AZ 9510-K (CA-535)		13L

NOTE 1F - Stamping identification is located on fuel bowl**NOTE 1K** Stamping identification is located on edge of carburetor mounting flange**NOTE 13** Service pkg. includes mounting gasket**NOTE 20** For use on Standard and Overdrive transmissions remove dashpot and attaching parts**NOTE 31** Not used with Emission Reduction**NOTE 32** Used with Emission Reduction**NOTE 35** Service package includes mounting gasket and also (1) each C1AZ 9B549-A dashpot, B8AZ 9B550-B bracket, 33923-S8 nut and 43252-S8 screw & washer for use with automatic transmission**NOTE 47** Service package includes (1) C2AZ 9C639-A adaptor cap**NOTE 48** The stamped identification on carburetor mounting flange is main body identification only. Carburetor identification appears on identification tag.**NOTE 50** Service pkg. includes (1) C4AZ 9C639-A adaptor cap**NOTE 56** Service pkg. includes (1) each C4AZ-9C639-A adaptor cap, C7AF-9996-B tube, 351112-S screw, 372700-S adaptor

9510 CARBURETOR APPLICATION CHART - continued - Refer to Page 469 of this Sec. for Carb. Identification Information

YEAR	MODEL	ENGINE		TYPE	IDENTIFICATION	ILLUS. SEC. 95 PAGE	NOTES	PART NUMBER	REPLACED BY	Parts List 95.
		C Y L	C.I.D.							
8 CYLINDER 352 ENGINE										
60	A (with F/M)	8	352	F-2	COAE 9510-S,(DFA0BA),(DFA0BB)	320	1F, 13	COAE 9510-S	C3AZ 9510-AV	14A
60	A (with F/M/2, C/M)	8	352	F-2	COAE 9510-AC,(DFA0BC),(DFA0BD),(DFA0BE)	320	1F, 13	COAE 9510-AC	C3AZ 9510-AV	14D
60	A, S (with F/M/2, C/M)	8	352	F-4	COAE 9510-K,(EFA0BA),(EFA0BB),(EFA0BC)	316	1F, 13	COAE 9510-K	C5SZ 9510-A	15B
60	A, S	8	352	F-4	COAE 9510-J,(EFA0AA),(EFA0AB),(EFA0AC)	316	1F,20,35	COAZ 9510-C	C5SZ 9510-A	15C
60	A (with S/T & O/D)	8	352	F-2	COAE 9510-R,(DFA0AA),(DFA0AB)	320	1F, 13	COAE 9510-R	C3AZ 9510-AV	14B
60	A (with S/T & O/D)	8	352	F-2	COAE 9510-AB,(DFA0AC),(DFA0AD),(DFA0AE)	320	1F, 13	COAE 9510-AB	C3AZ 9510-AV	14C
60	A, S (with S/T & O/D)	8	352	F-4	COAE 9510-J,(EFA0AA),(EFA0AB),(EFA0AC)	316	1F, 13	COAE 9510-J	C5SZ 9510-A	15A
60	A Special	8	352	H-4	COAE 9510-AA,(CFA0NA)	321	1G, 13	COAE 9510-AA (CA-83)		16A
60/61	A (with S/T & O/D)	8	352	F-2	C1AE 9510-AC,(DFA1AA)	320	1F, 13, 31	C1AE 9510-AC	C3AZ 9510-AV	14E
60/61	A (with F/M/2, C/M)	8	352	F-2	C1AE 9510-AD,(DFA1BA),(DFA1BB)	320	1F,13,31	C1AE 9510-AD	C3AZ 9510-AV	14F
60/61	A (with F/M/2, C/M)	8	352	F-2	C1AE 9510-AF,(KFA1BA),(KFA1BB)	320	1F, 13, 20, 32	C1AE 9510-AF	C3AZ 9510-AV	4H
60/62	A	8	352	F-2	C2AF-AE, AF, AG, AH, C2AE-AC, AD, AE, AF	320	1F, 35	C2AZ 9510-D	C3AZ 9510-AV	14J
60/63	A	8	352	F-2	C3AF-E, F	320	1K, 13	C3AZ 9510-F	C3AZ 9510-AV	14K
60/63	A	8	352	F-2	C3AF-AN, AM	320	1K, 13	C3AZ 9510-V	C3AZ 9510-AV	14L
60/63	A	8	352	F-2	C6PF-D	320	13, 52	C3AZ 9510-AT	C3AZ 9510-AV	11AD
60/63	A	8	352	F-2	C6PF-D	320	1K, 57	C3AZ 9510-AV (CA-536)		11AD
60	A, S	8	352	F-4	C5SF-A, B	325	1K, 13, 47	C5SZ 9510-A	C3AZ 9510-AU	17X
64	A	8	352							
61	A (with S/T & O/D)	8	352	F-2	C1AE 9510-AE,(KFA1AA)	320	1F, 13, 32	C1AE 9510-AE	C3AZ 9510-AV	14G
64	A	8	352	F-4	C4AF-R, N	325	1K, 13	C4AZ 9510-C	C4AZ 9510-D	15D
64	A	8	352	F-4	C4AF-DF, DG, DZ, EA	329	1K, 35	C4AZ 9510-D	C5SZ 9510-A	15E
64	A	8	352	H-4	C4AF-EH	321	1G, 13	C4AZ 9510-E		16B
8 CYLINDER 390 ENGINE										
61	A, S (with C/M)	8	390	F-4	C1AE 9510-AH,(LSA1TA),(LSA1TB)	325	1F, 13, 32	C1AE 9510-AH	C3AZ 9510-AU	17B
61	A (with S/T & O/D)	8	390	F-4	C1AE 9510-AG,(LSA1SA)	325	1F, 13, 32	C1AE 9510-AG	C3AZ 9510-AL	17A
61	P/C (with S/T)	8	390	F-4	C1AE 9510-AK,(LSA1WA)	325	1F, 13, 32	C1AE 9510-AK	C3AZ 9510-AL	17C
61	P/C (with C/M)	8	390	F-4	C1AE 9510-AL,(LSA1XA),(LSA1XB)	325	1F, 13, 32	C1AE 9510-AL	C3AZ 9510-AU	17D
61/62	A Special (6/B carb.)	8	390	H-2	C1AE 9510-AV	324	13,40	C1AE 9510-AV (CA-167)		18A
61/62	A Special (6/B carb.)	8	390	H-2	C1AE 9510-AU	324	13,41	C1AE 9510-AU (CA-166)		18B

NOTE 1F Stamping identification is located on fuel bowl

NOTE 1G Stamping identification is located on choke plate flange

NOTE 1K Stamping identification is located on edge of carburetor mounting flange

NOTE 13 Service pkg. includes mounting gasket

NOTE 20 For use on Standard and Overdrive transmissions remove dashpot and attaching parts

NOTE 31 Not used with Emission Reduction

NOTE 32 Used with Emission Reduction

NOTE 35 Service pkg. includes mounting gasket and also (1) each C1AZ 9B549-A dashpot, B8AZ 9B550-A bracket, 33923-S8 nut and 43252-S8 screw & washer for use with automatic transmission

NOTE 40 Inboard carburetor (1) required

NOTE 41 Outboard carburetor (2) required

NOTE 47 Service pkg. includes (1) C2AZ 9A639-A adaptor cap

NOTE 52 Service pkg. includes (1) C4AZ 9C639-A adaptor cap, (1) 378360-S2 screw

NOTE 57 Service package includes (1) each C4AZ 9C639-A adaptor cap, C7AF 9996-B tube, 351112-S screw, 372700-S adaptor, 378360-S screw

SECTION 95

9510 CARBURETOR APPLICATION CHART - continued - Refer to Page 469 of this Sec. for Carb. Identification Information

YEAR	MODEL	ENGINE		TYPE	IDENTIFICATION	ILLUS. SEC. 95 PAGE	NOTES	PART NUMBER	REPLACED BY	Parts List 95.
		C Y L.	C.I.D.							
8 CYLINDER 390 ENGINE - continued										
62	A, P/C	8	390	F-4	C2AF-U,N,S,T,Y,Z,AJ,AK,	325	1F, 35	C2AZ 9510-G	C3AZ 9510-AU	17E
61	A, S, P/C	8	390		AL,AM,AN,AR C2AE-AL,AG,AJ,AK,AN,AR,AT, AU,AV,AY,AZ,BA				for C/M C3AZ 9510-AL for S/T	
61/63	A, P/C (with C/M)	8	390	F-4	C3AF-AY, AU	325	1K, 13	C3AZ 9510-Y	C3AZ 9510-AU	17K
61	S (with C/M)	8	390							
61/63	A, P/C (with S/T)	8	390	F-4	C3AF-AV, AT	325	1K, 13	C3AZ 9510-Z	C3AZ 9510-AL	17L
61/63	A Special	8	390	H-4	C3AE-A	321	1G, 13	C3AZ 9510-G (CA-280)		20F
61/63	A Special	8	390	H-4	C1AE 9510-AM, (JSA1AA)	321	1G, 13, 32	C1AE 9510-AM	C3AZ 9510-G	20E
61/64	A, P/C(w/S/T & O/D)	8	390	F-4	C3AF-BY, BU	325	1K, 13	C3AZ 9510-AH	C3AZ 9510-AL	17N
61/64	A, P/C (with C/M)	8	390	F-4	C3AF-BZ, BV	325	1K, 13	C3AZ 9510-AG	C3AZ 9510-AU	17P
61	S (with C/M)	8	390							
61/64	A, P/C	8	390	F-4	C4AF-DH, DJ, DV, DY	329	1K, 35	C3AZ 9510-AK	C3AZ 9510-AU	17R
61	S	8	390							
61/64	A, P/C	8	390	F-4	C4AF-DK, DL, EF, DU	329	1K, 35	C3AZ 9510-AL		17S
61/	A, P/C	8	390	F-4	C6PF-H	329	13, 52	C3AZ 9510-AU (CA-376)		12R
61	S	8	390							
65	S (with C/M)	8	390	F-4	C5SF-A, B	329	1K, 13, 47	C5SZ 9510-A	C3AZ 9510-AU	17X
61/64	A, P/C	8	390							
61/63	S	8	390							
62	S	8	390	F-4	C2SF-A, C2SE-C	325	1F, 13	C2SZ 9510-A	C3AZ 9510-AU	17F
62/63	S	8	390	F-4	C2SF-B	325	1F, 13	C2SZ 9510-D	C3AZ 9510-AU	17G
62/63	S	8	390	F-4	C3SF-B	325	1K, 13	C3SZ 9510-B	C3AZ 9510-AU	17M
62/63	S Special (6/B carb.)	8	390	H-2	C2SE 9510-A, C2SE-A	324	1G, 13, 40	C2SZ 9510-B		18C
62/63	S Special (6/B carb.)	8	390	H-2	C2SE 9510-E, C2SE-E	324	1G, 13, 42	C2SZ 9510-C		18D
62/	All High Performance vehicles(primary)(C.F.M. rating 652)(8/B carb.)w/ tunnel port & medium riser heads	8	390	H-D-4	C8OF-AC			C8OF-AC		#
62/	All High Performance vehicles(secondary) (C.F.M. rating 652)(8/B carb.)(w/tunnel port & medium riser heads)	8	390	H-D-4	C8OF-AD			C8OF 9510-AD		#
62/	All High Performance vehicles(C. F. M. rating 735)(w/S/T, med. riser or equal runner type intake manifold)	8	390	H-4	C8OF-AA	331	1K, 13	C8OZ 9510-AA (CA-611)		20R
62/	All High Performance vehicles(C. F. M. rating 735)(w/C6, CM & medium riser or equal runner type intake manifolds) equal runner type	8	390	H-4	C8OF-AB	331	1K, 13	C8OZ 9510-AB (CA-612)		20S
63	A (with C/M)	8	390	F-4	C3AF-T, R	325	1K, 13	C3AZ 9510-H	C3AZ 9510-AU	17H
63	A (with S/T)	8	390	F-4	C3AF-S, N	325	1K, 13	C3AZ 9510-J	C3AZ 9510-AL	17J
64	S	8	390	F-4	C4SF-B	325	1K, 13	C4SZ 9510-A	C3AZ 9510-AU	17Q

NOTE 1F Stamping identification is located on fuel bowl

List not available

NOTE 1G Stamping identification is located on choke plate flange**NOTE 1K** Stamping identification is located on edge of carburetor mounting flange**NOTE 13** Service package includes mounting gasket**NOTE 32** Used with Emission Reduction**NOTE 35** Service package includes mounting gasket and also (1) each C1AZ 9B549-A dashpot, B8AZ 9B550-A bracket, 33923-S8 nut and 43252-S8 screw & washer for use with automatic transmission**NOTE 42** C2SZ 9510-C (C2SE-E) front secondary carburetor (1) required. Also use less dashpot as service replacement for C2SE 9510-B rear secondary carburetor (1) required**NOTE 47** Service pkg. includes (1) C2AZ 9A639-A adaptor cap**NOTE 52** Service pkg. includes (1) C4AZ 9C639-A adaptor cap, (1) 378360-S2 screw

FORD CAR PARTS

SECTION 95

9510 CARBURETOR APPLICATION CHART - continued - Refer to Page 469 of this Sec. for Carb. Identification Information

YEAR	MODEL	ENGINE		TYPE	IDENTIFICATION	ILLUS. SEC. 95 PAGE	NOTES	PART NUMBER	REPLACED BY	Parts List 95.
		CYL.	C.I.D.							
8 CYLINDER 406 ENGINE										
62/63	A Special	8	406	H-4	C1AE 9510-AM(JSA1AA)	321	1G, 13, 32	C1AE 9510-AM	C3AZ 9510-G	20E
62/63	A Special	8	406	H-4	C3AE-A	321	1G, 13	C3AZ 9510-G (CA-280)		20F
62/63	A Special(6/B carb.)	8	406	H-2	C1AE 9510-AV	324	13, 40	C1AE 9510-AV (CA-167)		18A
62/63	A Special(6/B carb.)	8	406	H-2	C1AE 9510-AU	324	13, 41	C1AE 9510-AU (CA-166)		18B
62/	All High Performance vehicles(C. F. M. rating 710)(w/8/B carb.)	8	406	H-D-4	C5AF-BC, BD	321	1G, 13	C6AZ 9510-AH (CA-379)		20G
62/	All High Performance vehicles(C. F. M. rating 735)(w/S/T, medium riser or equal runner type intake manifolds)	8	406	H-4	C8OF-AA	331	1K, 13	C8OZ 9510-AA (CA-611)		20R
62/	All High Performance vehicles(C. F. M. rating 735)(w/C6, CM & medium riser or equal runner type intake manifolds)	8	406	H-4	C8OF-AB	331	1K, 13	C8OZ 9510-AB (CA-612)		20S
62/	All High Performance vehicles(primary)(C.F.M. rating 652)(8/B carb.) (w/tunnel port & medium riser heads)	8	406	H-D-4	C8OF-AC			C8OF 9510-AC		#
62/	All High Performance vehicles(secondary) (C. F. M. rating 652)(8/B carb.)(w/tunnel port & medium riser heads)	8	406	H-D-4	C8OF-AD			C8OF 9510-AD		#
62/	All High Performance vehicles(secondary) (C. F. M. rating 780)(8/B carb.)(w/tunnel port & high riser heads)	8	406	H-D-4				C5AF 9510-BT		#
62/	All High Performance vehicles(primary)(C.F.M. rating 780)(8/B carb.) (w/tunnel port & high riser heads)	8	406	H-D-4				C5AF 9510-BU		#
63	A Special(with 8/B carb.)	8	406	H-D-4	C2AE-CB	321	1G, 13	C3AZ 9510-L	C3AZ 9510-S	20B
63/64	A Special (with 8/B carb.)	8	406	H-D-4	C3AE-C	321	1G, 13	C3AZ 9510-S (CA-297)		20C
8 CYLINDER 427 ENGINE										
62/	All High Performance vehicles(secondary) (C.F.M. rating 780)(8/B carb.)(w/tunnel port & high riser heads)	8	427	H-D-4				C5AF 9510-BT		#
62/	All High Performance vehicles(primary)(C.F.M. rating 780)(8/B carb.) (w/tunnel port and high riser heads)	8	427	H-D-4				C5AF 9510-BU		#

NOTE 1G Stamping identification is located on choke plate flange

List not available

NOTE 1K Stamping identification is located on edge of carburetor mounting flange

NOTE 13 Service package includes mounting gasket

NOTE 32 Used with Emission Reduction

NOTE 40 Inboard carburetor (1) required

NOTE 41 Outboard carburetor (2) required

9510 CARBURETOR APPLICATION CHART - continued - Refer to Page 469 of this Sec. for Carb. Identification Information

YEAR	MODEL	ENGINE		TYPE	IDENTIFICATION	ILLUS. SEC. 95 PAGE	NOTES	PART NUMBER	REPLACED BY	Parts List 95.
		C Y L.	C.I.D.							
8 CYLINDER 427 ENGINE - continued										
62/	All High Performance vehicles(C. F. M. rating 735)(w/S/T, med. riser or equal runner type intake manifolds)	8	427	H-4	C80F-AA	331	1K, 13	C80Z 9510-AA (CA-611)		20R
62/	All High Performance vehicles(C. F. M. rating 735)(C6, CM & med. riser or equal runner type intake manifolds)	8	427	H-4	C80F-AB	331	1K, 13	C80Z 9510-AB (CA-612)		20S
62/	All High Performance vehicles(primary)(C.F.M. rating 652)(8/B carb.) (w/tunnel port & medium riser heads)	8	427	H-D-4	C80F-AC			C80F 9510-AC		#
62/	All High Performance vehicles(secondary) (C. F. M. rating 652)(8/B carb.)(w/tunnel port and medium riser heads)	8	427	H-D-4	C80F-AD			C80F 9510-AD		#
63	A Special(with 8/B carb.)	8	427	H-D-4	C2AE-CB	321	1G, 13	C3AZ 9510-L	C3AZ 9510-S	20B
63/64	A Special(with 4/B carb.)	8	427	H-4	C3AE-B	321	1G, 13	C3AZ 9510-K (CA-291)		20A
63/64	A Special(with 8/B carb.)	8	427	H-D-4	C3AE-C	321	1G, 13	C3AZ 9510-S (CA-297)		20C
64/	A Special(with 8/B carb.)	8	427	H-D-4	C3AF-BK, BJ	321	1G, 13	C4AZ 9510-A (CA-323)		20D
62/	All High Performance vehicles (C.F.M. rating 710)(w/8/B carb.)	8	427	H-D-4	C5AF-BC, BD	321	1G, 13	C6AZ 9510-AH (CA-379)		20G
8 CYLINDER 428 ENGINE										
62/	All High Performance vehicles(primary)(C.F.M. rating 652)(8/B carb.) (w/tunnel port & medium riser heads)	8	428	H-D-4	C80F-AC			C80F 9510-AC		#
62/	All High Performance vehicles(secondary) (C. F. M. rating 652)(8/B carb.)(w/tunnel port & medium riser heads)	8	428	H-D-4	C80F-AD			C80F 9510-AD		#
62/	All High Performance vehicles(C. F. M. rating 710)(w/8/B carb.)	8	428	H-D-4	C5AF-BC, BD	321	1G, 13	C6AZ 9510-AH (CA-379)		20G
62/	All High Performance vehicles(secondary) (C. F. M. rating 780) (8/B carb.)(w/tunnel port & high riser heads)	8	428	H-D-4				C5AF 9510-BT		#
62/	All High Performance vehicles(primary)(C.F.M. rating 780)(8/B carb.) (w/tunnel port & high riser heads)	8	428	H-D-4				C5AF 9510-BU		#

NOTE 10 Stamping identification is located on choke plate flange

List not available

NOTE 11 Stamping identification is located on edge of carburetor mounting flange

NOTE 13 Service package includes mounting gasket

9510 CARBURETOR APPLICATION CHART - continued - Refer to Page 469 of this Sec. for Carb. Identification Information

YEAR	MODEL	ENGINE		TYPE	IDENTIFICATION	ILLUS. SEC. 95 PAGE	NOTES	PART NUMBER	REPLACED BY	Parts List 95.
		CYL	C.I.D.							
8 CYLINDER 428 ENGINE - continued										
62/	All High Performance vehicles(C. F. M. rating 735)(w/C6, CM & medium riser or equal runner type intake manifolds)	8	428	H-4	C8OF-AB	331	1K, 13	C8OZ 9510-AB (CA-612)		20S
62/	All High Performance vehicles(C. F. M. rating 735)(w/S/T, med. riser or intake manifolds)	8	428	H-4	C8OF-AA	331	1K, 13	C8OZ 9510-AA (CA-611)		20R
8 CYLINDER 430 ENGINE										
60	S (with F/M)	8	430	C-4	COLE 9510-A, (FKLOBA)	317	1L, 13	COLE 9510-A	Not replaced (7-68)	22A

NOTE 1K Stamping identification is located on edge of carburetor mounting flange

NOTE 1L Stamping identification is located on front of air cleaner mounting flange

NOTE 13 Service package includes mounting gasket

YEAR	MODEL	CYL.	C.I.D.	DESCRIPTION	QTY.	PART NUMBER
9A511 - 9A519 - Refer to Carburetor parts list Section 95						
9A520 ADAPTOR - CARBURETOR FUEL INLET - Refer to Carburetor parts list Section 95						
9522 - 9A522 - Refer to Carburetor parts list Section 95						
9E522 HOSE - CARBURETOR SPACER TO HEATER RETURN LINE						
62/63	S	8	390	Use with heater or air conditioning -cut from FFC 18472-L hose	1	*C2SE 9E522-A
62	A	6&8	All	Spacer to by-pass-use with heater and Selectaire air conditioning- 21.00" long-cut from C7AZ 18472-A hose	1	*C2AA 9E522-A
9523 - 9524 - Refer to Carburetor parts list Section 95						
9C524 TUBE - CARBURETOR SPACER TO WATER PUMP						
62/63	A	8	352,390	5/8" O.D. steel tubing-33.88" long	1	C2AZ 9C524-A
62/63	S (with 4/B carb.)	8	390	-used when heater is not installed	1	
9C524 TUBE - CARBURETOR TO MANIFOLD SPACER OUTLET						
64	A, S	8	352,390	Used to direct return water from spacer	1	C4SZ 9C524-A
9C525 CONNECTOR - CARBURETOR TO MANIFOLD SPACER TUBE - Also refer to Group 8597						
62/	A	8	352	Except when heater is installed-. 609" I.D. -	1	*C2AE 9C525-A
62/63	A	8	390	2. 25" long-cut from C7AZ 18472-A heater hose	2	
62/63	S (with 4/B carb.)	8	390		2	
64/	A	8	390		1	
64/	S (with A/C)	8	390		1	
62/63	A	8	352	Except when heater is installed-. 609" I.D. - 3. 25" long-cut from C7AZ 18472-A htr. hose	1	* C2AE 9C525-C
62/63	A, S (except S Special with 6/B carb.)	8	390	Tube assy. to water pump-. 609" I.D. -4. 50" long-cut from C7AZ 18472-A heater hose	1	* C2AE 9C525-B
64/	A, S, Police Interceptor	8	390		1	
64/	A(with 4/B carb.)	8	352		1	
62/63	A	8	352	Tube assy. to water pump-.609" I.D. -5.50" long-cut from C7AZ 18472-A heater hose	1	*C2AE 9C525-D
63	A, B	8	221,260	Carburetor to intake manifold tube-. 62" I.D. -	1	*C3OE 9C525-A
63/64	X "Sprint Special"	8	260	. 94" O.D. -7. 50" long-cut from C7AZ 18472-A heater hose	1	

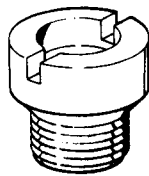
YEAR	MODEL	CYL.	C.I.D.	DESCRIPTION	QTY.	PART NUMBER
9C525 CONNECTOR - CARBURETOR TO MANIFOLD SPACER TUBE - continued - Also refer to Group 8597						
63/64	B, X	6	144,170	Carburetor to manifold spacer tube-. 609" I. D. - 16. 75" long-cut from C7AZ 18472-A htr. hose	1	*C3DE 9C525-A
64/	S(with A/C)	8	390	Carburetor to intake manifold spacer tube-. 609" I. D. -18. 50" long-cut from C7AZ 18472-A heater hose (used from tube 9C524 to Y tube connection)	1	*C4SE 9C525-A
64/	A	8	352,390	When heater is not installed-. 609" I. D. -24. 00" long-cut from C7AZ 18472-A heater hose	1	*C4AE 9C525-A
64	X "Sprint Special"	8	260	When heater is not installed-. 609" I. D. -39. 25" long-cut from C7AZ 18472-A heater hose	1	*C4DE 9C525-A

9526 - 9531 - Refer to Carburetor parts list Section 95

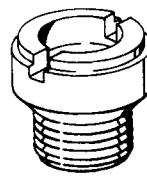
9B532 COMPENSATOR ASSY. - CARBURETOR HOT IDLE						
64	A, B, X (with 2/B carb & A/C) "Before 5/25/64"	8	260,289		1	C4AZ 9B532-A
64	A, B, X (with 2/B carb., A/C and closed emission) "From 5/25/64"	8	260,289		1	
64	A, B, X (with 2/B carb., A/C and open emission) "From 5/25/64"	8	260,289		1	C4AZ 9B532-B

9533 - Also refer to Carburetor parts lists Section 95

JET IDENTIFICATION CHART



TYPE 1



TYPE 2

P-0286

JET IDENT. NUMBER	T Y P E	SERVICE PART NUMBER	JET IDENT. NUMBER	T Y P E	SERVICE PART NUMBER	JET IDENT. NUMBER	T Y P E	SERVICE PART NUMBER	JET IDENT. NUMBER	T Y P E	SERVICE PART NUMBER
37F	1	C4GY 9533-A	47	2	C1AZ 9533-G	55	2	C1AE 9533-B	63	1	5GA 9533-B
38F	1	C3OZ 9533-D	47F	1	C3UZ 9533-E	55F	1	C3UZ 9533-B	63	2	C1AE 9533-C
39	2	C2OZ 9533-F	48	1	78 9533-B	56	1	78 9533-E	63F	1	C3AZ 9533-B
39F	1	C3AZ 9533-H	48	2	C1AZ 9533-A	56	2	C1AZ 9533-D	64	1	1GA 9533-A
40	2	C2OZ 9533-A	48F	1	C3UZ 9533-D	56F	1	C3GY 9533-D	64	2	C3OZ 9533-C
40F	1	C3OZ 9533-E	49	1	59A 9533-B	57	1	26H 9533	64F	1	C3AZ 9533-C
41	2	C2OZ 9533-B	49	2	C1AZ 9533-C	57	2	*C1AZ 9533-E	65F	1	C3TZ 9533-A
41F	1	C3AZ 9533-E	49F	1	C3DZ 9533-C	57F	1	C3OZ 9533-A			
									66	1	8MB 9533-B
42	1	C2OZ 9533-E	50	1	78 9533-A	58	1	78 9533-F	66F	1	C3TZ 9533-E
42	2	C2OZ 9533-C	50	2	C1AZ 9533-N	58	2	C1AZ 9533-U	67	1	B4C 9533-A
42F	1	C3OZ 9533-F	50F	1	C3UZ 9533-C	58F	1	C3GY 9533-A	67F	1	C3TZ 9533-D
43	1	922A 9533-A	51	1	59A 9533-A	59	1	B4Q 9533-B	68F	1	C3TZ 9533-F
43	2	C1AZ 9533-J	51	2	C1AZ 9533-M	59	2	C1AZ 9533-T	69F	1	C3TZ 9533-B
43F	1	C3AZ 9533-F	51F	1	C3DZ 9533-B	59F	1	C3OZ 9533-B	70F	1	C3TZ 9533-G
44	1	B7A 9533-B	52	1	86H 9533	60	1	1GA 9533-C			
44	2	C1AZ 9533-F	52	2	C1AZ 9533-L	60	2	C1AZ 9533-S	71F	1	C6AZ 9533-B
44F	1	C3OZ 9533-G	52F	1	C3UZ 9533-A	60F	1	C3GY 9533-B	77	1	C3AZ 9533-D
									79	1	C8OZ 9533-A
45	1	59A 9533-D	53	1	B4T 9533-B	61	1	B4Q 9533-A	85	1	C6AZ 9533-C
45	2	C1AZ 9533-K	53	2	C1AZ 9533-H	61	2	C1AZ 9533-R			
45F	1	C3OZ 9533-H	53F	1	C3DZ 9533-A	61F	1	C3TZ 9533-C			
46	1	78 9533-C	54	1	06H 9533	62	1	1GA 9533-B			
46	2	C1AZ 9533-B	54	2	C1AE 9533-A	62	2	C1AE 9533-D			
46F	1	C3AZ 9533-G	54F	1	C3GY 9533-C	62F	1	C3AZ 9533-A			
47	1	59A 9533-C	55	1	B4T 9533-A						

FORD CAR PARTS

SECTION 95

483

YEAR	MODEL	CYL.	C.I.D.	DESCRIPTION	QTY.	PART NUMBER
	9534-9A534 - Refer to Carburetor parts lists Section 95					
	9A535-9548 - Refer to Carburetor parts lists Section 95					
	9G545 ADAPTOR KIT - CARBURETOR					
63/	B, X	6	144,170 200	Use with C3OZ 9510-T and C5OZ 9510-H carburetors when used to replace C2DZ 9510-B or C2GY 9510-B carburetors	1	C2DZ 9G545-A
	9549 - Refer to Carburetor parts lists Section 95					
	9B549 - Refer to Carburetor parts lists Section 95					
	9550 - Refer to Carburetor parts lists Section 95					
	9B550 - Refer to Carburetor parts lists Section 95					
	9551 - Refer to Carburetor parts lists Section 95					
	9D552 WIRE-CARBURETOR FAST IDLE SPEED UP SOLENOID FEED					
61	S (76)-with A/C	8	390	Two wires-cut from B6A 14296-C bulk wire-(1) 43.50" long-(1) 3.00" long	1	★C1SS 9D552-A
	9553-9B559 - Refer to Carburetor parts lists Section 95					
	9560 - Refer to Carburetor parts lists Section 95					
	9D560 GASKET - CARBURETOR SPACER WATER INLET					
62/64	B	8	221,260		1	C2OZ 9D560-A
	9561 - 9562 - Refer to Carburetor parts lists Section 95					
	9D562 WIRE - CARBURETOR FAST IDLE SPEED UP SOLENOID GROUND					
61	S(76)-with A/C	8	390	12.00" long-cut from B6A 14296-C bulk wire	1	★C1SS 9D562-A
	9563 - Refer to Carburetor Parts lists Section 95					
	9A588 - Refer to Carburetor parts lists Section 95					
	9B572 - Refer to Carburetor Parts lists Section 95					
	9A589 SPACER - CARBURETOR TO INTAKE MANIFOLD - Also refer to Group 9447					
60/62	A (with S/T & O/D)	6	223	With governor	1	B7AZ 9A589-E
60	A	8	352	Use with Ford 4/B carburetor	1	B9AZ 9A589-A
60	S	8	352		1	B8SZ 9A589-A
60/61	A "Before 11/3/60"	8	292,352	.20" thick-use with Ford 2/B carburetor &	1	B9AZ 9A589-B
62/63	S Special (with 6/B carb.)	8	390	C2AZ 9447-F gaskets	3	
60	S	8	430	.12" thick-use w/Carter 4/B carburetor	1	B9SZ 9A589-A
60/61	A Special (with 4/B carb.)	8	352,390		1	C0AE 9A589-A
61	A	8	390		1	
62	A Special (with 4/B carb.)	8	390,406	Except with emission reduction	1	

YEAR	MODEL	CYL.	C.I.D.	DESCRIPTION	QTY.	PART NUMBER
9A589 SPACER - CARBURETOR TO INTAKE MANIFOLD - continued						
60/62	B, X	6	144,170	Kit(carburetor spacer to intake manifold)	1	C1DZ 9A589-A
Consists of the following						
	1-C1DZ 9A589-A	Spacer	1-87651-S or 353055-S7 or 353055-S7	Pipe plug	2-376730-S7-8	Stud
61	A		292,352		1	C1AE 9A589-A
62	A		292		1	
61	S		390		1	C1SE 9A589-B
63/	B, X	6	144,170 200	Service pkg. includes (1) 87710-S pipe plug-identified "use with non-emission models" and (1) 370328-S or 370817-S reducer	1	C3UZ 9A589-B
62/64	B	8	221	Service pkg. includes (1) 359409-S cup plug identified "use with B5A 19554-A sealer to plug 5/16" emission reduction hole when not used for emission reduction"	1	C2OZ 9A589-F
62/63	A Special (with 4/B carb.)	8	390,406	Used with emission reduction	1	C2AZ 9A589-E
62/64	B	8	260	Service pkg. includes (1) 359409-S cup plug identified "use with B5A 19554-A sealer to plug 5/16" emission reduction hole when not used for emission reduction"	1	C2OZ 9A589-E
62	B	8	260	Used on vehicles using the 1963 intake manifold	1	C2AZ 9A589-H
63/64	X 'Sprint Special'	8	260	without the hot water by pass opening	1	
62/63	A	8	352	Service pkg. includes (1) 359409-S cup plug identified "used with B5A 19554-A sealer to plug 5/16" emission reduction hole when not used for emission reduction"	1	C2AZ 9A589-G
63	A, B	8	260		1	C3AZ 9A589-A
63/64	X(except 'Sprint Special')	8	260		1	
64	B	8	260		1	
63/	A, B (with 2/B carb.)	8	289		1	C3AZ 9A589-D
63/64	A Special (with 4/B carb.)	8	427	Service pkg. includes (1) 359409-S plug-use with emission reduction	1	C3AZ 9A589-C
63	B	8	221		1	C3OZ 9A589-A
63/64	B Special (with 4/B carb.)	8	289	Service pkg. includes (1) C4AZ 9C639-B cap and (1) B9A 18572-A clamp	1	C3OZ 9A589-C
62/	A, Police Car	8	390	Service pkg. includes (1) C5ME 8A500-A cap	1	C4AZ 9A589-B
64/	A (with 4/B carb.)	8	352	and (1) 97333-S clamp-for use with non-emission units	1	
62/	S	8	390	Service pkg. includes (1) C5ME 8A500-A cap and (1) 97333-S clamp-for use with non-emission units	1	C2SZ 9A589-D
61	X	6	144,170	Plug (used to plug vacuum hole in spacer when electric windshield wipers are used-1/4"-18-extended head	1	353055-S7(PP29)
62	A, S	8	352,390	Plug (when using emission spacers to service non-emission installation use plug with	1	359409-S(PP59)
62	B	8	221,260	B5A 19554-A sealer)-5/16" cup	1	
9A590 - 9A599 - Refer to Carburetor parts lists Section 95						

DESCRIPTION AND RESTRICTIONS	PART NUMBER	CARB. PARTS LISTS							1 A THRU 1 M					
		A	B	C	D	E	F	G	H	J	K	L	M	
GASKET SET	C3AZ 9502-F	1	1	1	1	1								
Tag code C3PF-B	C3AZ 9502-J						1							
Tag code C8PF-E	C8AZ 9502-A						1							
KIT - TUNE-UP	C3AZ 9A586-F	1	1	1	1	1								
Tag code C3PF-B							1							
Tag code C8PF-E	C8OZ 9A586-A						1							
REPAIR KIT	C3AZ 9590-L	1	1	1	1	1								
Tag code C3PF-B							1							
Tag code C8PF-E	C7OZ 9590-B						1							
Connector (distributor vacuum tube to carb.)- 1/8" pipe thread	358165-S(II-65)	1	1	1	1	1	1							
Ball (accel. pump inlet)-3/16" steel	371350-S(AA4)	1	1	1	2	1	2							
Seal (distributor vacuum tube)-.051"/.060" I.D.- "O" ring	*375909-S92	1	1	1	1	1								
Plug (power valve cylinder)-1/2" expansion	376669-S	1	1	1	1	1								
Fitting (fuel inlet)-5/16" inverted flare-tube	87972-S(I-13)						1							
NUT - POWER VALVE ADJUSTING	9B503													
Tag code C8PF-E	C8AZ 9B503-A						1							
SPRING - POWER VALVE ADJUSTING	C3AZ 9E505-A	1	1	1	1	1								
Tag code C3PF-B							1							
Tag code C8PF-E	C8AZ 9E505-A						1							
Washer (power valve adj. spring)-No. 6-"C" (nylon)	375910-S(XX340S)	AR	AR	AR	AR	AR	AR							
WEIGHT - PUMP DISCHARGE BALL - .202" O.D. -.56" long	C3AZ 9B511-A	1	1	1	1	1	1							
Ball (accel. pump discharge valve)-3/16" steel	371350-S(AA4)	1	1	1	1	1	1							
COVER ASSY. - DASHPOT - includes link	C3AZ 9E511-A			1	1		1							
Screw & lockwasher (dashpot cover to main body)-No. 8-32 x 5/8" fill. head	357136-S(BB56)			4										
Washer (dashpot cover to main body)- No. 8-spring lock	34802-S7(X59)			4										
Screw and lockwasher (dashpot cover to main body)-No. 8-32 x 5/8" fillister head	43255-S8(U74)				4		4							
INSERT - VENTURI - No. 1015	C3DZ 9E514-A	1	1	1	1	1								
No.1200A-tag code C8PF-E	C3OZ 9E514-A						1							
ADAPTOR ASSY. - FUEL INLET	C3AZ 9A520-A	1	1	1	1	1								
BODY ASSY. - MAIN UPPER	*C3DZ 9524-B	1	1	1	1	1								
	C3OZ 9524-H						1							
Screw and lockwasher (upper main body to main body)-No. 8-32 x 5/8" fillister head	43255-S8(U74)	8	8	8	8	8	8							
ROD - DASHPOT LINK TO OVERTRAVEL LEVER	C3AZ 9A527-B			1	1		1							
Clip (rod to dashpot link)	375882-S7-8(GG229)			1	1		1							
COVER ASSY. - ACCELERATOR PUMP - includes link & lever-tag code C3PF-B	C3AZ 9528-C	1	1	1	1	1								
Tag code C8PF-E	C3AZ 9528-D						1							
Screw & lockwasher (accel.pump cover to main body)-No. 8-32 x 5/8" fill. head	357136-S(BB56)	4	4											
Washer (accel. pump cover to main body)- No. 8-spring lock	34802-S7(X59)	4	4											
Screw and lockwasher (accel. pump cover to main body)-No. 8-32 x 5/8" fillister head	43255-S8(U74)			4	4	4	4							
LINK - ACCELERATOR PUMP	C3AZ 9529-B	1	1	1	1	1	1							
Pin (accel. pump link stop)-3/8" x 3/32" spring-tag code C8PF-E	354494-S(NN88)						1							

• Parts lists identified by symbol • are common to 170 and 200 engines.

DESCRIPTION AND RESTRICTIONS	PART NUMBER	CARB. PARTS LISTS													
		A	B	C	D	E	F	G	H	J	K	L	M		
JET - MAIN METERING	9533														
No. 52F - 0 to 5,000 ft. altitude (REGULAR)	C3UZ 9533-A	1	1												
No. 50F - 5,000 to 10,000 ft. altitude	C3UZ 9533-C	1	1												
No. 48F - 10,000 to 15,000 ft. altitude	C3UZ 9533-D	1	1												
No. 51F - 0 to 5,000 ft. altitude (LEAN)	C3DZ 9533-B	1	1												
No. 49F - 5,000 to 10,000 ft. altitude	C3DZ 9533-C	1	1												
No. 47F - 10,000 to 15,000 ft. altitude	C3UZ 9533-E	1	1												
No. 53F - 0 to 5,000 ft. altitude (RICH)	C3DZ 9533-A	1	1												
No. 51F - 5,000 to 10,000 ft. altitude	C3DZ 9533-B	1	1												
No. 49F - 10,000 to 15,000 ft. altitude	C3DZ 9533-C	1	1												
No. 53F - 0 to 5,000 ft. altitude	C3DZ 9533-A					1									
No. 51F - 5,000 to 10,000 ft. altitude	C3DZ 9533-B					1									
No. 49F - 10,000 to 15,000 ft. altitude	C3DZ 9533-C					1									
No. 54F - 0 to 5,000 ft. altitude	C3GY 9533-C			1		1									
No. 52F - 5,000 to 10,000 ft. altitude	C3UZ 9533-A			1		1									
No. 50F - 10,000 to 15,000 ft. altitude	C3UZ 9533-C			1		1									
No. 60F - 0 to 5,000 ft. altitude-tag code C3PF-B	C3GY 9533-B							1							
No. 58F - 5,000 to 10,000 ft. altitude-tag code C3PF-B	C3GY 9533-A							1							
No. 56F - 10,000 to 15,000 ft. altitude	C3GY 9533-D							1							
No. 59F - 0 to 5,000 ft. altitude-tag code C8PF-E	C3OZ 9533-B							1							
No. 57F - 5,000 to 10,000 ft. altitude-tag code C8PF-E	C3OZ 9533-A							1							
SPRING - ACCELERATOR PUMP OVERTRAVEL	C3AZ 9A538-A	1	1	1	1	1	1								
SCREW - IDLE ADJUSTING	C3AZ 9541-B	1	1												
NEEDLE - IDLE ADJUSTING Tag code C3PF-B	C3AZ 9541-C			1	1	1									
Tag code C8PF-E	C8OZ 9541-A							1							
ROD - ACCELERATOR PUMP LINK	C3AZ 9B542-B	1	1	1	1	1	1								
Retainer (rod to accel. pump overtravel lever)- spring	353610-S8(NN126)	1	1	1	1	1									
Clip (rod to accel. pump link)	375882-S7-8(GG229)	1	1	1	1	1	1								
PLATE - CHOKE	C3AZ 9545-A	1	1	1	1	1	1								
Screw (plate to shaft)-No. 6-32 x .31" pan hd.	378360-S2(UU81J)			2	2	2	2								
SHAFT AND LEVER ASSY. - CARBURETOR CHOKE - identified by letter "D" stamped on lever-includes (2) 378360-S2 screws	C3OZ 9546-B	1	1	1	1	1									
Tag code C3PF-B	C2AZ 9546-D							1							
Tag code C8PF-E	C3GY 9546-B							1							
FLOAT AND LEVER ASSY.	C3AZ 9550-A	1	1	1	1	1	1								
SHAFT - FLOAT LEVER	C3AZ 9558-B	1	1	1	1	1	1								
HUB - FAST IDLE CAM	C3AZ 9D558-A	1	1	1	1	1	1								
PIN - POWER VALVE	C8AZ 9G558-C							1							
DIAPHRAGM ASSY. - Accelerator pump Dashpot	C3AZ 9B559-A	1	1	1	1	1	1								
SPRING - choke plate	C3AZ 9560-A		1		1		1								
Float bowl vent return	C3AZ 9560-B	1	1	1	1	1	1								
GASKET - FLOAT BOWL	C3AZ 9561-C	1	1	1	1	1	1								
VALVE AND SEAT ASSY. - FUEL INLET - service pkg. includes C3AZ 9569-B gasket	C3AZ 9564-B	1	1	1	1	1	1								
NUT - CHOKE PLATE ADJUSTING	C3AZ 9D564-A	1	1	1	1	1	1								

• Parts lists identified by symbol • are common to 170 and 200 engines.

DESCRIPTION AND RESTRICTIONS	PART NUMBER	CARB. PARTS LISTS											
		A	B	C	D	E	F	G	H	J	K	L	M
PISTON - POWER VALVE	C3AZ 9A565-C	1	1	1	1	1							
Tag code C8PF-E	C8AZ 9A565-A						1						
GASKET - FUEL INLET NEEDLE SEAT - .3125" O.D. - .17" I.D.	C3AZ 9569-B	1	1	1	1	1	1						
VALVE ASSY. - DISTRIBUTOR VACUUM - SPARK	C3AZ 9B572-B	1	1	1	1	1	1						
SPRING - Idle adjusting needle-.25" I.D. - .64" long-8 coils	C3AZ 9578-A	1	1										
Power valve ball check	C3AZ 9578-B	1	1	1	1	1	1						
Idle adjusting	C3AZ 9578-C	1	1	1	1	1	1						
Idle adjusting needle	★40 9578			1	1	1	1						
Screw (fast idle adjusting)-No. 10-32 x 1" hex. slotted head	355107-S7(BB536)	1	1	1	1								
Screw (fast idle adjusting)- No. 10-32 x .50" hex. slotted head	370050-S2(BB537)						1	1					
Ball (power valve check)-3/16" steel	371350-S(AA4)	1	1	1	1	1	1	1					
LEVER AND SHAFT ASSY. - THROTTLE - service pkg. Includes (2) 378360-S2 screws	C3DZ 9581-E	1	1	1	1	1							
Tag code C3PF-B								1					
Tag code C8PF-E	C5ZZ 9581-B							1					
VALVE - FLOAT BOWL VENT	C3AZ 9D583-C	1	1	1	1	1	1						
Clip (valve to float bowl vent actuating lever)	375882-S7-8(GG229)	1	1	1	1	1	1						
Retainer (valve to accel. pump cover) spring	353610-S8(NN126)							1					
PLATE - THROTTLE - 1.437" diameter	C3AZ 9585-A	1	1	1	1	1	1						
Screw (plate to shaft)-No. 6-32 x .31" pan head	378360-S2(UU81J)			2	2	2	2						
LEVER - FLOAT BOWL VENT ACTUATING	C3AZ 9D585-C	1	1	1	1	1	1						
SCREW - CHOKE AND THROTTLE PLATE	C3AZ 9586-A	4	4										
GASKET - ECONOMIZER BODY - SPARK VALVE	C2AZ 9A588-B	1	1	1	1	1	1						
LINK - DASHPOT	C3AZ 9D593-B		1		1								
Tag code C8PF-E							1						
Screw (dashpot link adjusting)- No. 8-32 x 3/4" fillister head	354746-S100(BB26)		1		1								
BRACKET ASSY. - CHOKE CONTROL	C3DZ 9595-A	1	1	1	1	1	1						
CAM ASSY. - FAST IDLE	C3DZ 9597-A	1	1	1	1	1	1						
Ring (cam to fast idle cam hub)-1/4" retaining	374024-S8B(XX16F)	1	1	1	1	1	1						
ROD - POWER VALVE	C3AZ 9D597-B	1	1	1	1	1	1						
ROD - CHOKE CONTROL - Yellow finish	C3DZ 9A599-A	1	1	1	1	1	1						
PIN - AIR CLEANER RETAINER	C3AZ 9C631-A	2	2	2	2	2	2						
SPRING - ACCELERATOR PUMP LEVER RETURN	C3AZ 9636-A	1	2	1	2	1	2						
RETAINER - AIR CLEANER TO CARBURETOR	C3AZ 9B672-A	1	1	1	1	1	1						
PIN - ACCELERATOR PUMP OVERTRAVEL SPRING	C3AZ 9C711-A	1	1	1	1	1	1						
CLAMP - CHOKE CABLE	C3AZ 9792-A	1	1	1	1	1	1						
Screw (choke control bracket clamp)- No. 8-32 x 1/2" fillister head	31061-S8(U50)	1	1	1	1	1	1						
Nut-No. 8-32 square	34126-S8B(M146)	1	1	1	1	1	1						
LEVER - ACCELERATOR PUMP	C3AZ 9919-C	1	1	1	1	1	1						
Ring (lever to shaft)-1/8" retaining	377918-S8B(XX14F)	1	1	1	1	1	1						
Washer (lever to shaft)-No. 5 flat	44706-S(X7)	1	1	1	1	1	1						
TUBE - VACUUM TRANSFER - .530" long	C3DZ 9996-A	1	1	1	1								
	C3OZ 9996-A						1						

⚡ Parts lists identified by symbol ⚡ are common to 170 and 200 engines.

DESCRIPTION AND RESTRICTIONS	PART NUMBER	CARB. PARTS LISTS										
		A	B	C	D	E	F	G	2 A THRU		2 M	
		H	J	K	L	M						
PIN - FLOAT HINGE	C1AE 9558-A	1	1	1	1	1	1	1				
	C2DZ 9558-A								1	1		
GASKET - FLOAT BOWL - 3.81" long- 2.19" wide-use with glass bowl only	B2AZ 9561-A	1	1									
	C2AZ 9561-C	1	1	1	1	1	1	1				
	C2DZ 9561-A								1	1		
VALVE AND SEAT - FUEL INLET Needle	C2AZ 9564-C	1	1	1	1	1	1	1				
	C2DZ 9564-A								1	1		
ECONOMIZER	B2AZ 9A565-A	1	1	1	1	1	1	1				
Piston (power valve)	C2DZ 9A565-A								1	1		
Screw (valve to main body)-No. 8-32 x 1/2"	31061-S8(U50)	3	3		3							
Lockwasher-No. 8	34802-S7(X59)	3	3		3							
RETAINER - PUMP OPERATING LEVER - SPLIT - serviced in kit 9590	B2A 9568-B			1	1	1	1	1				
GASKET - FLOAT VALVE SEAT - .32" I.D. - .52" O.D. -.031" thick-serviced in kit 9502	EAA 9569-A	1	1	1	1	1	1	1				
CUP - PUMP PISTON	C2DZ 9572-A								1			
VALVE - SPARK CONTROL Stamped No. 50	C0DE 9B572-A	1			1		1	1				
	C0DE 9B572-B		1	1		1						
	B8AZ 9B572-A								1	1		
SCREW - DISCHARGE NOZZLE - No. 10-32 x .64" fillister head	B2A 9574-B	1	1	1	1	1	1	1				
RETAINER - PUMP VALVE INLET	C2DZ 9575-A								1			
BALL - accelerator pump check - .156" diameter 1/8" diameter Push rod sleeve	EAA 9576-A	1	1	1	1	1	1	1				
	78 9576	2	2	2	2	2	2	2		1	1	
NOZZLE - PUMP DISCHARGE	*EAA 9577-B	1	1	1	1	1	1	1				
SPRING - THROTTLE ADJUSTING SCREW - 4 1/2 coils-.20" I.D. -.58" long Idle adjusting needle Screw (throttle adjusting)-No. 10-32 x 1" fillister head Screw (idle adjusting)-No. 10-32 x 1" special hex. head slotted	B8A 9578-B	1	1	1	1	1	1	1	1	1		
	*40 9578	1	1	1	1	1	1	1	1	1		
	31676-S(U57)	1	1	1	1	1	1	1				
	355107-S7(BB536)									1		
GASKET - PUMP DISCHARGE NOZZLE - .20" I.D. x .32" O.D. -.03" thick - serviced in kit 9502	EAA 9580-A	1	1	1	1	1	1	1				
SHAFT AND LEVER - THROTTLE Primary Kit	C0DE 9581-A	1	1	1	1		1					
	C0DE 9581-A						1		1			
	C2DZ 9581-B									1	1	
Consists of												
1-C2DZ 9529-A	Link (pump)											
1-C2DZ 9581-A	Lever and shaft											
2-C2DZ 9586-A	Screw (throttle plate)											
	1-34079-S											
	1ea.Spring & screw											
	Nut (pump lever)											
	Throttle stop											
	1-Lever (pump)											
	1-Lockwasher											
	1-Plate (throttle)											
Nut (pump lever to throttle shaft)-No. 10-32	34079-S7(M163)								1	1		

DESCRIPTION AND RESTRICTIONS	PART NUMBER	CARB. PARTS LISTS												
		A	B	C	D	E	F	G	H	J	K	L	M	
LEVER - ACCELERATOR PUMP PISTON - NYLON	C0AZ 9583-A	1	1	1	1	1	1							
PLATE - THROTTLE	★CODE 9585-A	1	1	1	1	1	1	1						
Screw(throttle plate)-No. 6-32 x 5/16" fill. hd.	★31036-S8	2	2		2	2	2							
Lockwasher-No. 6-external tooth	34937-S7(X84)	2	2		2	2	2							
SCREW - THROTTLE PLATE - No. 6-32 oval hd.	B9A 9586-A	2	2	2		2		2						
Choke plate - No. 6-32 oval head	B9A 9586-A	2	2	2	2	2	2	2						
Choke and throttle plates	C2DZ 9586-A									4	4			
GASKET - Economizer-serviced in kit 9502	B2AZ 9A588-A	1	1	1	1	1	1	1						
Spark valve - .57" I. D. - .75" O. D. - .015" thick	C0AE 9A588-A	1	1	1	1	1	1	1	1	1	1			
JET - POWER - stamped 3312-A	C0DZ 9594-A	1	1	1	1	1	1	1						
	C2DZ 9594-A									1	1			
Screw(jet and main well to main body)- No. 6-32 x 1/2" fillister head	26479-S7-8(U166)	3	3	3	3	3	3	3						
Screw(jet and main well to main body)- No. 6-32 x .75"	★353799-S8	2	2	2	2	2	2	2	2					
Lockwasher-No. 6	34801-S7(X58)	2	2	2	2	2	2	2	2					
SPRING - ACCELERATOR PUMP RETURN	C2DZ 9636-A											1		
CLAMP - CHOKE CONTROL BRACKET	8BA 9792	1	1	1	1	1	1	1	1	1	1			
Screw(choke control bracket clamp)- No. 8-32 x 1/2" fillister head	31061-S8(U50)	1	1	1	1	1	1	1	1	1	1			
Nut-No. 8-32	34052-S7(M155)	1	1	1	1	1	1	1	1	1	1			
BRACKET - CHOKE CONTROL - serviced in 9546 kit only	★EAA 9796-A	1	1	1	1	1	1	1						
	C2DZ 9796-A									1	1			
Screw(choke bracket)-No. 10-32 x 3/8"	355156-S7-8(BB45)	1	1	1	1	1	1	1						
LEVER - DASHPOT OPERATING	B6A 9802-A	1			1		1							
CLAMP - FLOAT BOWL RETAINER - use with glass bowl only	★B2A 9809-A	4	4											
Screw(clamp)-No. 10-32 x 1" fillister hd.	31676-S(U57)	4	4											
Lockwasher-No. 10	34803-S7(X60)	4	4											
GASKET - FUEL INLET FITTING	B2A 9827-A	1	1	1	1	1	1	1						
COVER - ECONOMIZER VALVE	★B2A 9930-B	1	1	1	1	1	1	1						
Screw(cover to main body)-No. 8-32 x 1/2" fillister head	31061-S8(U50)				3	3	3	3	3					
Lockwasher-No. 8	34802-S7(X59)				3	3	3	3	3					
SLEEVE - PUMP PUSH ROD	B8A 9934-A	1	1	1	1	1	1	1						
SPRING - ACCELERATOR PUMP ROD PLUNGER - .27" O. D. - 1.34" long - 13 coils	EAA 9935-B	1	1	1	1	1	1	1						
SPRING - ACCELERATOR PUMP DIAPHRAGM RETURN - cone shaped - 8 coils	★EAA 9936-A	1	1	1	1	1	1	1						
GASKET - FUEL INLET SEAT SCREW - .32" I. D. - .428" O. D. - .031" thick - serviced in 9502 kit only	★B2AZ 9945-A	1	1	1	1	1	1	1						

DESCRIPTION AND RESTRICTIONS	PART NUMBER	CARB. PARTS LISTS												
		A	B	C	D	E	F	G	H	J	K	L	M	
GASKET SET	C3AZ 9502-F	1	1	1	1	1	1	1	1	1			1	1
KIT - TUNE UP	C3AZ 9A586-F	1	1	1	1	1	1	1	1	1	1	1	1	1
REPAIR KIT	C3AZ 9590-L	1	1	1	1	1	1	1	1	1	1	1	1	1
Connector (distributor vacuum tube to carb.)- 1/8" pipe thread	358165-S(II-65)	1	1	1	1	1	1	1	1	1	1	1	1	1
Ball (accel. pump inlet)-3/16" steel	371350-S(AA4)	1	1	1	1	1	2	1	2	1	1	1	2	
Seal (dist. vacuum tube)-.051"/.060" I.D. - "O" ring	*375909-S92	1	1			1	1	1	1	1	1	1	1	1
Plug (power valve cyl.)-1/2" expansion	376669-S	1	1	1	1	1	1	1	1	1	1	1	1	1
Fitting (fuel inlet)-5/16" inverted flare-tube	87972-S(I-13)									1	1	1	1	1
Screw (carburetor idle adjusting)- No. 10-32 x 5/8" fillister head	31628-S7(U58)												1	1
SPRING - POWER VALVE ADJUSTING	C3AZ 9E505-A	1	1			1	1	1	1	1	1			
	C5DZ 9E505-A												1	1
Washer (power valve adj. spring)- No. 6"C"-nylon	375910-S(XX340S)	AR	AR			AR	AR	AR	AR	AR	AR	AR	AR	AR
WEIGHT - PUMP DISCHARGE BALL - .202" O.D. -.56" long	C3AZ 9B511-A	1	1	1	1	1	1	1	1	1	1	1	1	1
Ball (accel. pump discharge valve)-3/16" steel	371350-S(AA4)	1	1	1	1	1	1	1	1	1	1	1	1	1
COVER ASSY. - DASHPOT -includes link	C3AZ 9E511-A		1		1		1		1			1		1
Screw & lockwasher (dashpot cover to main body)-No. 8-32 x 5/8" fillister head	357136-S(BB56)		4		4									
Washer (dashpot cover to main body)- No. 8-spring lock	34802-S7(X59)		4		4									
Screw and lockwasher (dashpot cover to main body)-No. 8-32 x 5/8" fillister head	43255-S8(U74)						4		4		4		4	4
INSERT - VENTURI - No. 1100	C3OZ 9E514-A	1	1			1	1	1	1	1	1	1	1	1
No. 1015	C3DZ 9E514-A			1	1									
ADAPTOR ASSY. - FUEL INLET	C3AZ 9A520-A	1	1	1	1	1	1	1	1					
BODY AND PLUGS ASSY. - MAIN UPPER	C3OZ 9524-H	1								1				
	*C3OZ 9524-E		1				1		1		1			
	*C3AZ 9524-B				1									
"Before 6/17/63"				1										
"From 6/17/63"	*C3OZ 9524-K			1										
	*C3OZ 9524-G					1		1						
	*C5DZ 9524-A												1	1
Screw and lockwasher (upper main body to main body)-No. 8-32 x 5/8" fillister head	43255-S8(U74)	8	8	8	8	8	8	8	8	8	8	8	8	8
ROD - DASHPOT LINK TO OVERTRAVEL LEVER	C3AZ 9A527-B		1		1		1		1		1		1	1
Clip (rod to dashpot link)	375882-S7-8(GG229)		1		1		1		1		1		1	1
COVER ASSY. - ACCELERATOR PUMP - includes link and lever	C3AZ 9528-C	1	1	1	1	1	1	1	1	1	1	1	1	1
Screw & lockwasher (accel. pump cover to main body)-No. 8-32 x 5/8" fillister head	357136-S(BB56)	4	4	4	4									
Washer (accelerator pump cover to main body)- No. 8-spring lock	34802-S7(X59)	4	4	4	4									
Screw and lockwasher (accel. pump cover to main body)-No. 8-32 x 5/8" fillister head	43255-S8(U74)					4	4	4	4	4	4	4	4	4
LINK - ACCELERATOR PUMP	C3AZ 9529-B	1	1	1	1	1	1	1	1	1	1	1	1	1

* Not applicable to 1960/64 models

DESCRIPTION AND RESTRICTIONS	PART NUMBER	CARB. PARTS LISTS												
		3 A THRU										3 M		
		A	B	C	D	E	F	G	H	J	K	L	M	
JET - MAIN METERING	9533													
No. 59F - 0 to 5,000 ft. altitude (REGULAR)	C3OZ 9533-B	1												
No. 57F - 5,000 to 10,000 ft. altitude	C3OZ 9533-A	1												
No. 55F - 10,000 to 15,000 ft. altitude	C3UZ 9533-B	1												
No. 58F - 0 to 5,000 ft. altitude (LEAN)	C3GY 9533-A	1												
No. 56F - 5,000 to 10,000 ft. altitude	C3GY 9533-D	1												
No. 54F - 10,000 to 15,000 ft. altitude	C3GY 9533-C	1												
No. 60F - 0 to 5,000 ft. altitude (RICH)	C3GY 9533-B	1												
No. 58F - 5,000 to 10,000 ft. altitude	C3GY 9533-A	1												
No. 56F - 10,000 to 15,000 ft. altitude	C3GY 9533-D	1												
No. 57F - 0 to 5,000 ft. altitude (REGULAR)	C3OZ 9533-A		1											
No. 55F - 5,000 to 10,000 ft. altitude	C3UZ 9533-B		1											
No. 53F - 10,000 to 15,000 ft. altitude	C3DZ 9533-A		1											
No. 54F - 0 to 5,000 ft. altitude (REGULAR)	C3GY 9533-C			1	1									
No. 52F - 5,000 to 10,000 ft. altitude	C3UZ 9533-A			1	1									
No. 50F - 10,000 to 15,000 ft. altitude	C3UZ 9533-C			1	1									
No. 53F - 0 to 5,000 ft. altitude (LEAN)	C3DZ 9533-A				1									
No. 51F - 5,000 to 10,000 ft. altitude	C3DZ 9533-B				1									
No. 49F - 10,000 to 15,000 ft. altitude	C3DZ 9533-C				1									
No. 55F - 0 to 5,000 ft. altitude (RICH)	C3UZ 9533-B				1									
No. 53F - 5,000 to 10,000 ft. altitude	C3DZ 9533-A				1									
No. 51F - 10,000 to 15,000 ft. altitude	C3DZ 9533-B				1									
No. 60F - 0 to 5,000 ft. altitude	C3GY 9533-B					1		1		1				
No. 58F - 5,000 to 10,000 ft. altitude	C3GY 9533-A					1		1		1				
No. 56F - 10,000 to 15,000 ft. altitude	C3GY 9533-D					1		1		1				
No. 59F - 0 to 5,000 ft. altitude	C3OZ 9533-B						1		1		1			
No. 57F - 5,000 to 10,000 ft. altitude	C3OZ 9533-A						1		1		1			
No. 55F - 10,000 to 15,000 ft. altitude	C3UZ 9533-B						1		1		1			
SPRING-ACCELERATOR PUMP OVERTRAVEL	C3AZ 9A538-A	1	1	1	1	1	1	1	1	1	1	1	1	
SCREW - IDLE ADJUSTING	C3AZ 9541-B	1	1	1	1									
NEEDLE - IDLE ADJUSTING	C3AZ 9541-C					1	1	1	1	1	1	1	1	
ROD - ACCELERATOR PUMP LINK	C3AZ 9B542-B	1	1	1	1	1	1	1	1	1	1	1	1	
Clip (rod to accel. pump link)	375882-S7-8(GG229)	1	1	1	1	1	1	1	1	1	1	1	1	
Retainer (rod to accel. pump overtravel lever)-spring	353610-S8(NN126)	1	1	1	1	1	1	1	1	1	1			
PLATE - CHOKE	C3AZ 9545-A	1	1	1	1	1	1	1	1	1	1	1	1	
Screw (plate to shaft)-No. 6-32 x .31" pan hd.	378360-S2(UU81J)					2	2	2	2	2	2	2	2	
SHAFT AND LEVER ASSY. - CARBURETOR CHOKE - identified by letter "D" stamped on lever-includes (2) 378360-S2 screws	C3OZ 9546-B	1	1	1	1	1	1	1	1					
FLOAT AND LEVER ASSY.	C3AZ 9550-A	1	1	1	1	1	1	1	1	1	1	1	1	
SHAFT - FLOAT LEVER	C3AZ 9558-B	1	1	1	1	1	1	1	1	1	1	1	1	
HUB - FAST IDLE CAM	C3AZ 9D558-A	1	1	1	1	1	1	1	1					
DIAPHRAGM ASSY. - ACCELERATOR PUMP AND DASHPOT	C3AZ 9B559-A	1		1		1		1		1		1		
			2		2		2		2		2		2	
SPRING - choke plate	C3AZ 9560-A	1	1	1	1	1	1	1	1			1	1	
Float bowl vent return	C3AZ 9560-B	1	1	1	1	1	1	1	1	1	1	1	1	
GASKET - FLOAT BOWL	C3AZ 9561-C	1	1	1	1	1	1	1	1	1	1	1	1	
VALVE AND SEAT ASSY. - FUEL INLET - service pkg. includes C3AZ 9569-B gasket	C3AZ 9564-B	1	1	1	1	1	1	1	1	1	1	1	1	
NUT - CHOKE PLATE ADJUSTING	C3AZ 9D564-A	1	1	1	1	1	1	1	1	1	1	1	1	
PISTON - POWER VALVE	C3AZ 9A565-C	1	1			1	1	1	1	1	1	1	1	
GASKET - FUEL INLET NEEDLE SEAT - .3125" O. D. - .17" I. D.	C3AZ 9569-B	1	1	1	1	1	1	1	1	1	1	1	1	

* Not applicable to 1960/64 models

DESCRIPTION AND RESTRICTIONS	PART NUMBER	CARB. PARTS LISTS												
		3A THRU										3M		
		A	B	C	D	E	F	G	H	J	K	L	M	
VALVE ASSY. - DISTRIBUTOR VACUUM - SPARK	C3AZ 9B572-B	1	1	1	1	1	1	1	1	1	1	1	1	
SPRING - idle adjusting needle - .25" I. D. - .64" long-8 coils	C3AZ 9578-A	1	1	1	1									
Idle adjusting needle	★40 9578					1	1	1	1	1	1	1	1	
Power valve ball check	C3AZ 9578-B	1	1			1	1	1	1	1	1	1	1	
Idle adjusting	C3AZ 9578-C	1	1	1	1	1	1	1	1	1	1	1	1	
Screw (fast idle adjusting)- No. 10-32 x 1" hex. slotted head	355107-S7(BB536)	1	1	1	1	1	1			1	1	1	1	
Ball (power valve check)-3.16" steel	371350-S(AA4)	1	1			1	1	1	1	1	1	1	1	
Screw (fast idle adjusting)- No. 10-32 x .50" hex. slotted head	370050-S2(BB537)							1	1					
LEVER AND SHAFT ASSY. - THROTTLE - service pkg. includes (2) 378360-S2 screws	C3DZ 9581-E	1	1	1	1	1	1	1	1					
Service pkg. includes (2) 378360-S2 screws	C5ZZ 9581-B									1	1	1	1	
VALVE - FLOAT BOWL VENT	C3AZ 9D583-C	1	1	1	1	1	1	1	1	1	1	1	1	
Clip (valve to float bowl vent actuating lever)	375882-S7-8(GG229)	1	1	1	1	1	1	1	1	1	1			
PLATE - THROTTLE - 1.437" diameter	C3AZ 9585-A	1	1	1	1	1	1	1	1	1	1	1	1	
Screw (plate to shaft)-No. 6-32 x .31" pan head	378360-S2(UU81J)					2	2	2	2	2	2	2	2	
LEVER - FLOAT BOWL VENT ACTUATING	C3AZ 9D585-C	1	1	1	1	1	1	1	1	1	1	1	1	
SCREW - CHOKE AND THROTTLE PLATE	C3AZ 9586-A	4	4	4	4									
GASKET - ECONOMIZER BODY - SPARK VALVE	C2AZ 9A588-B	1	1	1	1	1	1	1	1	1	1	1	1	
LINK - DASHPOT	C3AZ 9D593-B		1		1		1		1		1		1	
Screw (dashpot link adjusting)- No. 8-32 x 3/4" fillister head	354746-S100(BB26)		1		1		1		1		1		1	
BRACKET ASSY. - CHOKE CONTROL	C3DZ 9595-A	1	1	1	1	1	1	1	1					
CAM ASSY. - FAST IDLE	C3DZ 9597-A	1	1	1	1	1	1	1	1					
Ring (cam to fast idle cam hub)-1/4" retaining	374024-S8B(XX16F)	1	1	1	1	1	1	1	1					
ROD - POWER VALVE	C3AZ 9D597-B	1	1			1	1	1	1	1	1	1	1	
ROD - choke control- yellow finish	C3DZ 9A599-A	1	1	1	1	1	1	1	1					
PIN - AIR CLEANER RETAINER	C3AZ 9C631-A	2	2	2	2	2	2	2	2	2	2	2	2	
SPRING - ACCELERATOR PUMP LEVER RETURN	C3AZ 9636-A	1	2	1	2	1	2	1	2	1	2	2	2	
RETAINER - AIR CLEANER TO CARBURETOR	C3AZ 9B672-A	1	1	1	1	1	1	1	1	1	1	1	1	
PIN - ACCELERATOR PUMP OVERTRAVEL SPRING	C3AZ 9C711-A	1	1	1	1	1	1	1	1	1	1	1	1	
CLAMP - CHOKE CABLE	C3AZ 9792-A	1	1	1	1	1	1	1	1					
Screw-No. 8-32 x 1/2" fillister hd. - (choke control bracket clamp)	31061-S8(U50)	1	1	1	1	1	1	1	1					
Nut-No. 8-32 square	34126-S8B(M146)	1	1	1	1	1	1	1	1					
LEVER - ACCELERATOR PUMP	C3AZ 9919-C	1	1	1	1	1	1	1	1	1	1	1	1	
Ring (lever to shaft)-1/8" retaining	377918-S8B(XX14F)	1	1	1	1	1	1	1	1	1	1	1	1	
Washer (lever to shaft)-No. 5 flat	44706-S(X7)	1	1	1	1	1	1	1	1	1	1	1	1	
TUBE - VACUUM TRANSFER - .530" long	C3DZ 9996-A	1				1		1	1	1	1	1	1	
.395" long	C3AZ 9996-A		1				1							
.395" long - "Before 4/1/63"	C3AZ 9996-B			1	1									
"From 4/1/63"	C3OZ 9996-A			1	1									

• Not applicable to 1960/64 models

DESCRIPTION AND RESTRICTIONS	PART NUMBER	CARBURETOR PARTS LISTS											3N THRU		3Z			
		N	P	Q	R	S	T	U	V	W	X	Y	Z					
GASKET SET-Tag code C6PF-J	C3AZ 9502-J																1	
Tag code C8OF-F	C8AZ 9502-A																1	
KIT - TUNE UP-Tag code C6PF-J	C3AZ 9A586-F																1	
Tag code C8OF-F	C8OZ 9A586-A																1	
REPAIR KIT - Tag code C6PF-J	C3AZ 9590-L																1	
Tag code C8OF-F	C7OZ 9590-B																1	
Connector (distributor vacuum tube to carb.)- 1/8" pipe thread	358165-S(II-65)	1	1	1	1	1	1	1	1	1	1	1	1	1	1	1	1	1
Ball(accel. pump and dashpot inlet)-3/16" steel	371350-S(AA4)	2	2	2	2	1	2	2	2	2	2	2	2	2	2	2	2	2
Plug (power valve cyl.)-1/2" expansion	376669-S	1	1	1	1	1	1	1	1	1	1	1	1	1	1	1	1	1
Screw (carburetor idle-adjusting)- No. 10-32 x 5/8" fillister head	31628-S7(U58)	1	1	1	1					1	1						1	1
Fitting (fuel inlet)-5/16" inverted flare-tube	87972-S(I-13)																1	
NUT - POWER VALVE ADJUSTING	9B503																	
Tag code C8OF-F	C8AZ 9B503-A								1							1	1	1
SPRING - POWER VALVE ADJUSTING- Tag code C6PF-J	C3AZ 9E505-A																1	
Tag code C8OF-F	C8AZ 9E505-A																1	
Washer (power valve adj. spring)- No. 6-"C" washer	375910-S(XX340S)	AR	AR	AR	AR	AR	AR	AR	AR	AR	AR	AR	AR	AR	AR	AR	AR	AR
WEIGHT - PUMP DISCHARGE BALL - .202" O.D. - .56" long	C3AZ 9B511-A	1	1	1	1	1	1	1	1	1	1	1	1	1	1	1	1	1
Ball (accel. pump discharge valve)-3/16" steel	371350-S(AA4)	1	1	1	1	1	1	1	1	1	1	1	1	1	1	1	1	1
COVER ASSY. - DASHPOT - includes link	C3AZ 9E511-A	1		1	1			1	1	1	1	1	1	1	1	1	1	1
Screw and lockwasher (dashpot cover to main body)-No. 8-32 x 5/8" fillister head	43255-S8(U74)	4		4	4			4	4	4	4	4	4	4	4	4	4	4
INSERT - VENTURI-No. 1100-Tag code C8OF-F	C3OZ 9E514-A																1	
BODY and PLUGS ASSY. -MAIN UPPER	★C3DZ 9524-B																1	
Screw and lockwasher (upper main body to No. 8-32 x 5/8" fillister head	43255-S8(U74)	8	8	8	8	8	8	8	8	8	8	8	8	8	8	8	8	8
ROD - DASHPOT LINK TO OVERTRAVEL LEVER	C3AZ 9A527-B	1		1	1			1	1	1	1	1	1	1	1	1	1	1
Clip (rod to dashpot link)	375882-S7-8(GG229)	1		1	1			1	1	1	1	1	1	1	1	1	1	1
COVER ASSY. - ACCELERATOR PUMP - includes link & lever-Tag code C6PF-J	C3AZ 9528-C																1	
Tag code C8OF-F	C3AZ 9528-D							1								1	1	
Screw and lockwasher (accel. pump cover to main body)-No. 8-32 x 5/8" fillister hd.	43255-S8(U74)	4	4	4	4	4	4	4	4	4	4	4	4	4	4	4	4	4
LINK - ACCELERATOR PUMP	C3AZ 9529-B	1	1	1	1	1	1	1	1	1	1	1	1	1	1	1	1	1
Pin (accelerator pump link stop)-3/8" x 5/8" spring-tag code C8OF-F	354494-S(NN88)							1								1	1	
JET - MAIN METERING	9533																	
No. 60F - 0 to 5,000 ft. altitude -tag code C6PF-J	C3GY 9533-B																1	1
No. 58F - 5,000 to 10,000 ft. altitude -tag code C6PF-J	C3GY 9533-A																1	1
No. 68F - 0 to 5,000 ft. altitude-tag code C8OF-F	C3TZ 9533-F																1	
No. 66F - 5,000 to 10,000 ft. altitude-tag code C8OF-F	C3TZ 9533-E																1	

• Parts lists identified by symbol • are common to 200 engines.

• Not applicable to 1960/64 models

DESCRIPTION AND RESTRICTIONS	PART NUMBER	CARBURETOR PARTS LISTS										3N THRU 3Z				
		•N	•P	•Q	•R	•S	•T	•U	•V	•W	•X	•Y	•Z			
SPRING-ACCELERATOR PUMP OVERTRAVEL	C3AZ 9A538-A												1			
-Tag code C6PF-J																
Tag code C8OF-F	C3AZ 9A538-B					1						1	1	1		
NEEDLE - IDLE ADJUSTMENT	C3AZ 9541-C	1	1	1	1		1	1	1	1	1	1				
Tag code C6PF-J							1					1	1			
Tag code C8OF-F	C8OZ 9541-A					1						1	1	1		
ROD - ACCELERATOR PUMP LINK	C3AZ 9B542-B	1	1	1	1	1	1	1	1	1	1	1	1	1		
Clip (rod to accelerator pump link)	375882-S7-8(GG229)	1	1	1	1	1	1	1	1	1	1	1	1	1		
PLATE - CHOKE	C3AZ 9545-A	1	1	1	1	1	1	1	1	1	1	1	1	1		
Screw (plate to shaft)-No. 6-32 x .31" pan hd.	378360-S2(UU81J)	2	2	2	2	2	2	2	2	2	2	2	2	2		
WEIGHT - FLOAT PENDULUM	C6TZ 9H545-A					1	1				1					
SHAFT AND LEVER ASSY. - CARBURETOR CHOKE	C3GY 9546-B	1	1	1	1			1	1			1	1			
FLOAT AND LEVER ASSY.	C3AZ 9550-A	1	1	1	1	1	1	1	1	1	1	1	1	1		
SHAFT - FLOAT LEVER	C3AZ 9558-B	1	1	1	1			1	1			1	1			
PIN - POWER VALVE - tag code C8OF-F	C8AZ 9G558-C													1		
DIAPHRAGM ASSY. - accelerator pump Dashpot	C3AZ 9B559-A	1	1	1	1	1	1	1	1	1	1	1	1	1		
		1		1	1		1	1	1	1	1	1	1	1		
SPRING-float bowl vent return	C3AZ 9560-B													1		
GASKET - FLOAT BOWL	C3AZ 9561-C													1		
VALVE AND SEAT ASSY. - FUEL INLET - service pkg. includes C3AZ 9569-B gasket	C3AZ 9564-B	1	1	1	1	1	1	1	1	1	1	1	1	1		
NUT - CHOKE PLATE ADJUSTING	C3AZ 9D564-A	1	1	1	1	1	1	1	1	1	1	1	1	1		
PISTON - POWER VALVE-Tag code C8OF-F	C8AZ 9A565-A													1		
GASKET - FUEL INLET NEEDLE - .3125" O.D. - .17" I.D.	C3AZ 9569-B	1	1	1	1	1	1	1	1	1	1	1	1			
VALVE ASSY. - DISTRIBUTOR VACUUM - SPARK	C3AZ 9B572-B	1	1											1		
SPRING - idle adjusting needle	*40 9578	1	1	1	1	1	1	1	1	1	1	1	1	1		
Power valve ball check	C3AZ 9578-B	1	1	1	1	1	1							1		
Idle adjusting	C3AZ 9578-C	1	1	2	2	1	1	2	2	1	2	2				
Screw (fast idle adjusting)-No. 10-32 x 1" hex. slotted head	355107-S7(BB536)	1	1	1	1	1	1	1	1	1	1	1	1	1		
Ball (power valve check)-3/16" steel	371350-S(AA4)	1	1	1	1	1	1	1	1	1	1	1	1	1		

• Parts lists identified by symbol • are common to 200 engines.

• Not applicable to 1960/64 models

DESCRIPTION AND RESTRICTIONS	PART NUMBER	CARBURETOR PARTS LISTS										3N THRU 3Z		
		N	P	Q	R	S	T	U	V	W	X	Y	Z	
LEVER AND SHAFT ASSY. - THROTTLE - service pkg. includes (2) 378360-S2 screws	C5ZZ 9581-B	1	1	1	1			1	1			1	1	
VALVE - FLOAT BOWL VENT	C3AZ 9D583-C	1	1	1	1	1	1	1	1	1	1	1	1	
Retainer (valve to accel. pump cover)-spring	375882-S7-8(GG229)											1		
PLATE - THROTTLE - 1.437" diameter	C3AZ 9585-A	1	1	1	1	1	1	1	1	1	1	1	1	
Screw (plate to shaft)-No. 6-32 x .31" pan hd.	378360-S2(UU81J)	2	2	2	2	2	2	2	2	2	2	2	2	
LEVER - FLOAT BOWL VENT ACTUATING	C3AZ 9D585-C	1	1	1	1	1	1	1	1	1	1	1	1	
Clip (float bowl vent actuating lever to valve)	375882-S7-8(GG229)	1	1										2	
GASKET - ECONOMIZER BODY - SPARK VALVE	C2AZ 9A588-B												1	
SPRING - THERMOSTATIC CHOKE	C5ZZ 9A590-A	1	1	1	1			1	1			1	1	
LINK - DASHPOT	C3AZ 9D593-B	1	1	1	1		1	1	1	1	1	1	1	
Screw(dashpot link adj.)-No. 8-32 x 3/4" fill. hd.	354746-S100(BB26)												1	
CAM ASSY. - FAST IDLE - Tag code C6PF-J	C5ZZ 9597-A												1	
Ring(cam to hub)-1/8" retaining	374024-S8B(XX16F)					1	1					1	1	
ROD - POWER VALVE - Tag code C8OF-F	C8AZ 9D597-A												1	
ROD - choke control.	C3GY 9A599-C												1	
Choke pull down	C3GY 9A599-B	1	1	1	1			1	1				1	
Ring(rod to throttle shaft)-1/8" retaining	377918-S8B(XX14F)			1	1			1	1				1	
PIN - AIR CLEANER RETAINER	C3AZ 9C631-A	2	2	2	2	2	2	2	2	2	2	2	2	
SPRING - ACCELERATOR PUMP LEVER RETURN AND DASHPOT DIAPHRAGM RETURN	C3AZ 9636-A	2	1	2	2	1	2	2	2	2	2	2	2	
RETAINER - AIR CLEANER TO CARBURETOR	C3AZ 9B672-A	1	1	1	1	1	1	1	1	1	1	1	1	
PIN - ACCELERATOR PUMP OVERTRAVEL SPRING	C3AZ 9C711-A	1	1	1	1	1	1	1	1	1	1	1	1	
SHAFT AND LEVER ASSY. - CHOKE HOUSING	C5ZZ 9A753-A	1	1	1	1			1	1			1	1	
CLAMP - CHOKE HOUSING	C8AZ 9842-B												1	
Screw (clamp to housing)-No. 8-32 x 1/2" fill. hd. - Tag codes C6DF-R, S	31061-S8(U50)	3						3	3				3	3
HOUSING ASSY. - THERMOSTATIC CHOKE - includes (1) C1AE 9871-A gasket - ident. by letters "TP" - Tag code C8OF-F	C5OZ 9848-A												1	
GASKET - CHOKE THERMOSTATIC CONTROL	B8A 9853-A	1	1	1	1			1	1			1	1	
GASKET - THERMOSTATIC CHOKE HOUSING	C1AZ 9871-A	1	1	1	1			1	1			1	1	
LEVER - ACCELERATOR PUMP	C3AZ 9919-C	1	1	1	1	1	1	1	1	1	1	1	1	
Ring (lever to shaft)-1/8" retaining	377918-S8B(XX14F)	1	1	1	1	1	1	1	1	1	1	1	1	
Washer (lever to shaft)-No. 5 flat	44706-S(X7)	1	1	1	1	1	1	1	1	1	1	1	1	

• Parts lists identified by symbol • are common to 200 engines.

• Not applicable to 1960/64 models

DESCRIPTION AND RESTRICTIONS	PART NUMBER	CARB. PARTS LISTS											
		A	B	C	D	E	F	G	H	J	K	L	M
GASKET SET	C0DZ 9502-B	1	1	1	1								
	C2DZ 9502-B					1	1	1					
KIT - TUNE UP	C1UZ 9A586-C	1	1	1	1								
	C2DZ 9A586-C					1	1	1					
REPAIR KIT	C1DZ 9590-C	1	1	1									
	C1DZ 9590-F				1								
	C2DZ 9590-D					1							
	C2OZ 9590-B						1						
	C2DZ 9590-E							1					
Connector (carb.to tube assy.)-5/16" flared tube	354582-S(II-73)	1	1	1	1								
Stud (carb. to spacer-carb. to intake manifold)- 3/8"-24-16 x 1.24"	373906-S(WW32C)	2	2	2	2								
Nut-3/8"-24	33925-S7(M33)	2	2	2	2								
Lockwasher-3/8"	34807-S8(X66)	2	2	2	2								
Plug (pump discharge valve retainer)-1/4"-32 Stud-5/16"-18 & 5/16"-24 x 1.30"-carburetor to spacer	374166-S(PP23A)	1	1	1	1								
	357428-S7-8(WW14)					2	2	2					
	Stud (carb.to spacer)-5/16"-18-3/8"-24 x 1.12"	376730-S7-8(WW117A)					2						
	Nut-5/16"-24	33798-S8(M62)						2	2				
	Nut-5/16"-24 carburetor to spacer	351089-S8(MM20)					2						
	Lockwasher-5/16"	34806-S7(X64)					2	2	2				
SCREW - dashpot and throttle lever adjusting	B1AZ 9B502-A		1		1								
Dashpot operating lever-No. 8-32 x .59" long- slotted binding head	B2AZ 9B502-A		1		1								
Nut-No. 10-32	34079-S7(M163)		1		1								
Lockwasher-No. 10	34803-S7(X60)		1		1								
BOWL AND PLUGS - FLOAT - METAL	C0AZ 9A507-A	1	1	1	1								
	Screw (bowl to main body)-No.10-32 x 3/4" fill.hd	31676-S(U57)	4	4	4	4							
	Lockwasher-No. 10	34803-S7(X60)	4	4	4	4							
WEIGHT - PUMP DISCHARGE BALL	B9AE 9B511-A	1	1	1	1								
BODY - MAIN	*C1DE 9512-E	1		1									
	*C1DE 9512-D		1		1								
SPRING - CHOKE LEVER	C1DZ 9C513-A	1	1	1	1								
	C2DZ 9C513-A					1	1	1					
GASKET - THROTTLE BODY TO MAIN BODY- serviced in 9502 kit only	*C0DE 9516-B	1	1	1	1								
VALVE - PUMP DISCHARGE	C2DZ 9A516-A					1	1	1					
KIT - THROTTLE BODY ASSY.	*C1DZ 9518-A	1	1	1	1								
	Screw (throttle body to main body)- 1/4"-28 x 1 3/16" fillister head	350276-S7(BB19)	2	2	2	2							
	Lockwasher-1/4"	34805-S8(X62)	2	2	2	2							
ADAPTOR - FUEL INLET	C2DZ 9A520-A					1	1	1					
AIR HORN AND TUBES	*C2DZ 9524-B					1							
	*C2OZ 9524-A						1						
	*C2DZ 9524-C							1					
	Screw (air horn to main body)- No. 8-32 x 5/8" fillister head-drilled head	357136-S(BB56)					8						

DESCRIPTION AND RESTRICTIONS	PART NUMBER	CARB. PARTS LISTS												
		A	B	C	D	E	F	G	H	J	K	L	M	
LINK - ACCELERATOR PUMP - serviced in 9590 kit only	*C1DE 9529-B	1	1	1	1									
	C2DZ 9529-A						1	1	1					
JET - MAIN METERING	9533													
No. 60 - 0 to 5,000 ft. altitude Used for carb. without asterisk(*) stamped next to identification numbers 2344 or 2345	1GA 9533-C	1	1					1						
No. 59 - 5,000 to 10,000 ft. altitude	B4Q 9533-B	1	1					1						
No. 58 - 10,000 to 15,000 ft. altitude	78 9533-F	1	1					1						
No. 61 - 0 to 5,000 ft. altitude	B4Q 9533-A			1	1					1				
No. 59 - 5,000 to 10,000 ft. altitude	B4Q 9533-B			1	1									
No. 58 - 10,000 to 15,000 ft. altitude	78 9533-F			1	1									
No. 62 - 0 to 5,000 ft. altitude-used for carb. with asterisk(*) stamped next to identification numbers 2344 or 2345	1GA 9533-B							1						
No. 61 - 5,000 to 10,000 ft. altitude	B4Q 9533-A							1						
No. 60 - 10,000 to 15,000 ft. altitude	1GA 9533-C							1						
No. 42 - 0 to 5,000 ft. altitude	C2OZ 9533-E									1				
No. 62 - 0 to 5,000 ft. altitude	1GA 9533-B										1			
NEEDLE - IDLE ADJUSTING - 1 3/16" long	78 9541-B	1	1	1	1									
	C2DZ 9541-A							1	1	1				
LEVER - CHOKE - serviced in 9546 kit	*C1DZ 9D542-A	1	1	1	1									
CAM AND SWIVEL - FAST IDLE	C2DZ 9D542-A								1					
	C2DZ 9D542-B							1		1				
Screw (choke lever swivel)-No. 8-32 x 1/4"	*37611-S7	1	1	1	1	1	1	1	1	1				
PISTON - ACCELERATOR PUMP	C1KE 9B544-A	1	1	1	1									
	C2DZ 9B544-B							1		1				
	C2OZ 9B544-A									1				
KIT - CHOKE SHAFT AND RELATED PARTS Consists of (1) Choke plate, (1) choke shaft, (1) C2DZ 9C513-A ring, (2) C2DZ 9586-A screw	C1DZ 9546-A	1	1	1	1									
	C2DZ 9546-A							1	1	1				
SHAFT - CHOKE	*C1KE 9547-A	1	1	1	1									
LINK AND LEVER - CHOKE BRACKET Retainer-choke plate link	C1DE 9B547-A	1	1	1	1									
	359528-S7(XX7)	1	1	1	1									
PLATE, BRACKET AND PIN - CHOKE - serviced in 9546 kit Screw and washer (choke plate to shaft)- No. 6-32 x 1/4" fillister head	*C1KE 9549-A	1	1	1	1									
	355032-S7(BB51)	2	2	2	2									
DASHPOT	C1AZ 9B549-A		1		1									
	C2DZ 9B549-A							1	1	1				
Nut-5/16"-24	33923-S7(M32)		1		1									
Lockwasher-5/16"	34806-S7(X64)		2		2									
FLOAT ASSY.	C2AZ 9550-A	1	1	1	1									
	C2DZ 9550-A							1	1	1				
BRACKET - DASHPOT MOUNTING	C2DZ 9B550-A									1	1			

DESCRIPTION AND RESTRICTIONS	PART NUMBER	CARB. PARTS LISTS													
		4 A THRU				4 M									
		A	B	C	D	E	F	G	H	J	K	L	M		
LEVER - CHOKE PICK UP - serviced in 9546 kit only	*C1DE 9551-A	1	1	1	1										
Screw (choke pick up lever and choke lever to main body)-No. 6-32 x 5/16" fillister head	*31036-S8	1	1	1	1										
Lockwasher-No. 6-external tooth	34937-S7(X84)	1	1	1	1										
PIN - FLOAT HINGE	C1AE 9558-A	1	1	1	1										
	C2DZ 9558-A					1	1	1							
GASKET - FLOAT BOWL	C2AZ 9561-C	1	1	1	1										
	C2DZ 9561-A					1	1	1							
VALVE AND SEAT - FUEL INLET	C2AZ 9564-C	1	1	1	1										
NEEDLE - FUEL INLET	C2DZ 9564-A					1	1	1							
ECONOMIZER	B2AZ 9A565-A	1	1	1	1										
PISTON - POWER VALVE	C2DZ 9A565-A					1		1							
RETAINER - PUMP OPERATING LEVER - SPLIT - serviced in 9590 kit	B2A 9568-B	1	1	1	1										
GASKET - FLOAT VALVE SEAT - .32" I.D. -.52" O.D. -.031" thick-serviced in kit 9502	EAA 9569-A	1	1	1	1										
CUP - PUMP PISTON	C2DZ 9572-A					1									
	C2DZ 9572-B						1	1							
VALVE - SPARK CONTROL	CODE 9B572-A	1	1	1	1	1		1							
RETAINER - PUMP VALVE INLET	*C2DZ 9575-A					1	1								
BALL - ACCELERATOR PUMP CHECK - 1/8" diameter	EAA 9576-A	1	1	1	1										
	78 9576	2	2	2	2	1	1	1							
SPRING - throttle adjusting screw-4 1/2 coils-.20" I.D. -.58" long	B8A 9578-B	1	1	1	1	1	1	1							
Idle adjusting needle	*40 9578	1	1	1	1	1	1	1							
Screw (idle adjusting)-No. 10-32 x 1" special hex. head slotted	355107-S7(BB536)					1									
Screw (throttle adjusting)-No. 10-32 x 1" fill. head	31676-S(U57)	1	1	1	1										
SHAFT AND LEVER - THROTTLE	B9AE 9581-D	1	1	1	1										
Kit - consists of	C2DZ 9581-B					1	1	1							
1-C2DZ 9529-A Link (pump)															
1-C2DZ 9581-A Lever and shaft															
2-C2DZ 9586-A Screw (throttle plate)															
1-34079-S Nut (pump lever)															
1 ea. Spring and screw throttle stop															
1-Lever 1-Plate (throttle)															
1-Lockwasher															
Nut (pump lever to throttle shaft)-No. 10-32	34079-S7(M163)					1	1	1							

DESCRIPTION AND RESTRICTIONS	PART NUMBER	CARB. PARTS LISTS												
		A	B	C	D	E	F	G	H	J	K	L	M	
GASKET SET	C3AZ 9502-F	1	1	1	1	1	1	1	1	1	1	1	1	
KIT - TUNE UP	C3AZ 9A586-F	1	1	1	1	1	1	1	1	1	1	1	1	
REPAIR KIT	C3AZ 9590-L	1	1	1	1	1	1	1	1	1				
Connector (distributor vacuum tube to carb.)- 1/8" pipe thread	358165-S(II-65)	1	1	1	1	1	1	1	1	1	1	1	1	
Ball (accelerator pump and dashpot inlet)- 3/16" steel	371350-S(AA4)	2	2	2	1	2	1	2	1	1	2	2	2	
Seal (distributor vacuum tube)- .051"/.060" I.D. -"O" ring	*375909-S92	1	1	1	1	1	1	1	1	1				
Plug (power valve cylinder)-1/2" expansion	376669-S	1	1	1	1	1	1	1	1	1	1	1	1	
SPRING - POWER VALVE ADJUSTING	C3AZ 9E505-A	1	1	1	1							1	1	
Washer (power valve adj. spring)- No. 6-"C" (nylon)	375910-S(XX340S)	AR	AR	AR	AR	AR	AR	AR	AR	AR	AR	AR	AR	
WEIGHT - PUMP DISCHARGE BALL - .202" O. D. - .56" long	C3AZ 9B511-A	1	1	1	1	1	1	1	1	1	1	1	1	
Ball (accel. pump discharge valve)-3/16" steel	371350-S(AA4)	1	1	1	1	1	1	1	1	1	1	1	1	
COVER ASSY. - DASHPOT - INCLUDES LINK	C3AZ 9E511-A	1	1	1		1		1			1	1	1	
Screw and lockwasher (dashpot cover to main body)-No. 8-32 x 5/8" fillister head	43255-S8(U74)	4	4	4		4		4			4	4	4	
BODY AND PLUGS ASSY. - MAIN	C3OZ 9512-A	1												
	C3OZ 9512-C		1											
INSERT - VENTURI-No. 1200-A	C3OZ 9E514-B	1	1	1	1	1		1		1				
ADAPTOR ASSY. - FUEL INLET	C3AZ 9A520-A	1	1	1										
BODY ASSY. - MAIN UPPER	9524													
Includes power valve	*C3OZ 9524-A	1												
	*C3OZ 9524-F		1	1										
Screw and lockwasher (upper main body to main body)-No. 8-32 x 5/8" fillister head	43255-S8(U74)	8	8	8	8	8	8	8	8	8	8	8	8	
ROD - DASHPOT LINK TO OVERTRAVEL LEVER	C3AZ 9A527-B	1	1	1		1		1			1	1	1	
Clip (rod to dashpot link)	375882-S7-8(GG229)	1	1	1		1		1			1	1	1	
COVER ASSY. - ACCELERATOR PUMP	C3AZ 9528-C	1	1	1	1	1	1	1	1	1	1	1	1	
Screw and lockwasher assy. (accel. pump cover to main body)-No. 8-32 x 5/8" fill. hd.	43255-S8(U74)	4	4	4	4	4	4	4	4	4	4	4	4	
LINK - ACCELERATOR PUMP	C3AZ 9529-B	1	1	1	1	1	1	1	1	1	1	1	1	
JET - MAIN METERING	9533													
No. 63F - 0 to 5,000 ft. altitude (REGULAR)	C3AZ 9533-B	1												
No. 61F - 5,000 to 10,000 ft. altitude	C3TZ 9533-C	1												
No. 59F - 10,000 to 15,000 ft. altitude	C3OZ 9533-B	1												
No. 64F - 0 to 5,000 ft. altitude	C3AZ 9533-C		1	1										
No. 62F - 5,000 to 10,000 ft. altitude	C3AZ 9533-A		1	1										
No. 60F - 10,000 to 15,000 ft. altitude	C3GY 9533-B		1	1										
SPRING - ACCELERATOR PUMP OVERTRAVEL	C3AZ 9A538-A	1	1	1	1	1	1	1	1	1	1	1	1	

* Not applicable to 1960/64 models

DESCRIPTION AND RESTRICTIONS	PART NUMBER	CARB. PARTS LISTS 5 A THRU 5 M												
		A	B	C	D	E	F	G	H	J	K	L	M	
SCREW - IDLE ADJUSTING	C3AZ 9541-B	1												
	C3AZ 9541-C		1	1	1	1	1	1	1	1	1	1	1	
ROD - ACCELERATOR PUMP LINK	C3AZ 9B542-B	1	1	1	1	1	1	1	1	1	1	1	1	
Retainer (rod to accel. pump overtravel lever)-spring	353610-S8(NN126)	1	1	1										
Clip (rod to accel. pump link)	375882-S7-8(GG229)	1	1	1	1	1	1	1	1	1	1	1	1	
PLATE - CHOKE	C3AZ 9545-A	1	1	1	1	1	1	1	1	1	1	1	1	
Screw (plate to shaft)-No. 6-32 x .31" pan hd.	378360-S2(UU81J)		2	2	2	2	2	2	2	2	2	2	2	
SHAFT AND LEVER ASSY. - CARBURETOR CHOKE - identified by letter "D"-stamped on lever-includes (2) 378360-S2 screws	C3OZ 9546-B	1	1	1	1									
FLOAT AND LEVER ASSY.	C3AZ 9550-A	1	1	1	1	1	1	1	1	1	1	1	1	
SHAFT - FLOAT LEVER	C3AZ 9558-B	1	1	1	1	1	1	1	1	1	1	1	1	
HUB - FAST IDLE CAM	C3AZ 9D558-A	1	1	1										
DIAPHRAGM - accelerator pump Dashpot	C3AZ 9B559-A	1	1	1	1	1	1	1	1	1	1	1	1	
SPRING - choke plate	C3AZ 9560-A	1	1	1	1	1	1	1	1	1				
Float bowl vent return	C3AZ 9560-B	1	1	1	1	1	1	1	1	1	1	1	1	
GASKET - FLOAT BOWL	C3AZ 9561-C	1	1	1	1	1	1	1	1	1	1	1	1	
VALVE AND SEAT ASSY. - FUEL INLET - service pkg. includes C3AZ 9569-B gasket	C3AZ 9564-B	1	1	1	1	1	1	1	1	1	1	1	1	
NUT - CHOKE PLATE ADJUSTING	C3AZ 9D564-A	1	1	1	1	1	1	1	1	1	1	1	1	
PISTON - POWER VALVE	C3AZ 9A565-C	1	1	1	1	1	1	1	1	1	1	1	1	
GASKET - FUEL INLET NEEDLE SEAT - .3125" O.D. - .17" I.D.	C3AZ 9569-B	1	1	1	1	1	1	1	1	1	1	1	1	
VALVE ASSY. - DISTRIBUTOR VACUUM - SPARK	C3AZ 9B572-B	1	1	1	1	1	1	1	1	1				
SPRING - idle adjusting needle-.25" I.D. -.64" long - 8 coils	C3AZ 9578-A	1												
Power valve ball check	C3AZ 9578-B	1	1	1	1	1	1	1	1	1	1			
Idle adjusting	C3AZ 9578-C	1	1	1	1	1	2	2	2	2	2	2	2	
	*40 9578		1	1	1	1	1	1	1	1	1	1	1	
Screw (fast idle adjusting)-No. 10-32 x 1" hex. slotted head	355107-S7(BB536)	1	1		1	1	1	1	1	1	1	1	1	
Screw (fast idle adjusting)-No. 10-32 x .50" hex. slotted head	370050-S2(BB537)			1										
Ball (power valve check)-3/16" steel	371350-S(AA4)	1	1	1	1	1	1	1	1	1	1	1	1	

* Not applicable to 1960/64 models

DESCRIPTION AND RESTRICTIONS	PART NUMBER	CARB. PARTS LISTS												
		A	B	C	.D	.E	.F	.G	.H	.J	.K	.L	.M	
LEVER AND SHAFT ASSY. - THROTTLE - service pkg. includes (2) 378360-S2 screws	C3DZ 9581-E	1	1	1										
VALVE - FLOAT BOWL VENT	C3AZ 9D583-C	1	1	1	1	1	1	1	1	1	1	1	1	
Clip (valve to float bowl vent actuating lever)	375882-S7-8(GG229)	1	1	1										
PLATE - THROTTLE - 1.437" diameter	C3AZ 9585-A	1	1	1	1	1	1	1	1	1	1	1	1	
Screw (plate to shaft)-No. 6-32 x .31" pan head	378360-S2(UU81J)		2	2	2	2	2	2	2	2	2	2	2	
LEVER - FLOAT BOWL VENT ACTUATING	C3AZ 9D585-C	1	1	1	1	1	1	1	1	1	1	1	1	
SCREW - CHOKE AND THROTTLE PLATE	C3AZ 9586-A	4												
GASKET - ECONOMIZER BODY - SPARK VALVE	C2AZ 9A588-B	1	1	1	1	1	1	1	1	1				
LINK - DASHPOT	C3AZ 9D593-B	1	1	1		1		1			1	1	1	
Screw (dashpot link adjusting)-No. 8-32 x 3/4" fillister head	354746-S100(BB26)	1	1	1		1		1			1	1	1	
BRACKET ASSY. - CHOKE CONTROL	C3AZ 9595-A	1	1	1										
CAM ASSY. - FAST IDLE	C3DZ 9597-A	1	1	1										
Ring (cam to fast idle cam hub)-1/4" retaining	374024-S8B	1	1	1										
ROD - POWER VALVE	C3AZ 9D597-B	1	1	1	1	1	1	1	1	1	1	1	1	
ROD - choke control - yellow finish	C3DZ 9A599-A	1	1	1										
PIN - AIR CLEANER RETAINER	C3AZ 9C631-A	2	2	2	2	2	2	2	2	2	2	2	2	
SPRING - accelerator pump lever return Dashpot diaphragm return	C3AZ 9636-A	1 1	1 1	1 1	1	1	1	1	1	1	1	1	1	
RETAINER - AIR CLEANER TO CARBURETOR	C3AZ 9B672-A	1	1	1	1	1	1	1	1	1	1	1	1	
PIN - ACCELERATOR PUMP OVERTRAVEL SPRING	C3AZ 9C711-A	1	1	1	1	1	1	1	1	1	1	1	1	
CLAMP - CHOKE CABLE	C3AZ 9792-A	1	1	1										
Screw (choke control bracket clamp)-No. 8-32 x 1/2" fillister head	31061-S8(U50)	1	1	1										
Nut-No. 8-32 square	34126-S8B(M146)	1	1	1										
LEVER-ACCELERATOR PUMP OVERTRAVEL	C3AZ 9919-C	1	1	1	1	1	1	1	1	1	1	1	1	
Ring (lever to shaft)-1/8" retaining	377918-S8B(XX14F)	1	1	1	1	1	1	1	1	1	1	1	1	
Washer (lever to shaft)-No. 5 flat	44706-S(X7)	1	1	1	1	1	1	1	1	1	1	1	1	
TUBE - VACUUM TRANSFER - .395" long	C3AZ 9996-A	1	1	1	1	1		1		1				
.530" long	C3DZ 9996-A						1		1					

* Not applicable to 1960/64 models

DESCRIPTION AND RESTRICTIONS	PART NUMBER	CARB. PARTS LISTS										6 A THRU		6 M	
		A	B	C	D	E	F	G	H	J	K	L	M		
GASKET SET	C3AZ 9502-J	1	1	1	1	1	1	1	1	1	1	1	1	1	1
KIT - TUNE UP	C3AZ 9A586-F	1	1	1	1	1	1	1	1	1	1	1	1	1	1
REPAIR KIT	C3AZ 9590-L	1	1	1	1	1	1	1	1	1	1	1	1	1	1
Connector (dist. vacuum tube to carb.)- 1/8" pipe thread	358165-S(II-65)	1	1	1	1	1	1	1	1	1	1	1	1	1	1
Ball (accel. pump inlet)-3/16" steel Dashpot inlet	371350-S(AA4)	1	1	1	1	1	1	1	1	1	1	1	1	1	1
Seal (dist. vacuum tube)-.051"/.060" I. D. - "O" ring	*375909-S92	1	1			1	1	1	1				1	1	
Plug (power valve cyl.)-1/2" expansion	376669-S	1	1	1	1	1	1	1	1	1	1	1	1	1	1
SPRING - POWER VALVE ADJUSTING	C3AZ 9E505-A	1	1			1	1	1	1					1	1
Washer (power valve adj. spring)-No. 6"C"(nylon)	375910-S(XX340-S)	AR	AR			AR	AR	AR	AR					AR	AR
WEIGHT - PUMP DISCHARGE BALL - .202" O. D. -.56" long	C3AZ 9B511-A	1	1	1	1	1	1	1	1	1	1	1	1	1	1
Ball (accel. pump discharge valve)-3/16" steel	371350-S(AA4)	1	1	1	1	1	1	1	1	1	1	1	1	1	1
COVER ASSY. - DASHPOT - includes link	C3AZ 9E511-A		1		1		1		1				1		1
Screw (dashpot cover to main body)-No. 8-32 x 9/16" fillister head	357136-S(BB56)		4		4										
Washer (dashpot cover to main body)- No. 8-spring lock	34802-S7(X59)		4		4										
Screw and lockwasher (dashpot cover to main body)-No. 8-32 x 5/8" fillister head	43255-S8(U74)						4		4				4		4
INSERT - VENTURI - No. 1200 No. 1100	C3AZ 9E514-A C3OZ 9E514-A	1	1			1	1	1	1			1	1	1	1
ADAPTER ASSY. - FUEL INLET	C3AZ 9A520-A	1	1	1	1	1	1	1	1	1	1	1	1	1	1
BODY ASSY. - MAIN UPPER	9524														
Includes power valve Tag code C3AF-BN	*C3AZ 9524-H	1				1			1						
Includes power valve - "Before 9/24/62"	*C3AZ 9524-B			1	1										
Includes power valve Tag code C3AF-BR	*C3AZ 9524-G		1				1								
"From 9/24/62"	*C3AZ 9524-J									1			1		
Tag code C3AF-BL	*C3AZ 9524-M			1	1									1	
Tag code C3AF-BM	*C3AZ 9524-N								1						
	*C3AZ 9524-R									1					
	*C4AZ 9524-A													1	1
Screw and lockwasher (upper main body to main body)-No. 8-32 x 5/8" fillister head	43255-S8(U74)	8	8	8	8	8	8	8	8	8	8	8	8	8	8
ROD - DASHPOT LINK TO OVERTRAVEL LEVER	C3AZ 9A527-B		1		1		1		1				1		1
Clip (rod to dashpot link)	375882-S7-8(GG229)		1		1		1		1				1		1

DESCRIPTION AND RESTRICTIONS	PART NUMBER	CARB. PARTS LISTS												
		A	B	C	D	E	F	G	H	J	K	L	M	
COVER ASSY. - ACCELERATOR PUMP - includes link and lever	C3AZ 9528-C	1	1	1	1	1	1	1	1	1	1	1	1	
Screw & lockwasher (accel. pump cover to main body)-No. 8-32 x 5/8" fillister head	357136-S(BB56)	4	4	4	4									
Washer (accel. pump cover to main body)- No. 8-spring lock	34802-S7(X59)	4	4	4	4									
Screw and lockwasher assy. (accel. pump cover to main body)-No. 8-32 x 5/8" fill. head	43255-S8(U74)					4	4	4	4	4	4	4	4	
LINK - ACCELERATOR PUMP	C3AZ 9529-B	1	1	1	1	1	1	1	1	1	1	1	1	
JET - MAIN METERING	9533													
No. 66F - 0 to 5,000 ft. altitude	C3TZ 9533-E							1						
No. 64F - 5,000 to 10,000 ft. altitude	C3AZ 9533-C							1						
No. 62F - 10,000 to 15,000 ft. altitude	C3AZ 9533-A							1						
No. 61F - 0 to 5,000 ft. altitude	C3TZ 9533-C									1				
No. 59F - 5,000 to 10,000 ft. altitude	C3OZ 9533-B									1				
No. 57F - 10,000 to 15,000 ft. altitude	C3OZ 9533-A									1				
No. 62F - 0 to 5,000 ft. altitude	C3AZ 9533-A										1			
No. 61F - 5,000 to 10,000 ft. altitude	C3TZ 9533-C										1			
No. 59F - 10,000 to 15,000 ft. altitude	C3OZ 9533-B										1			
No. 59F - 0 to 5,000 ft. altitude	C3OZ 9533-B											1	1	
No. 57F - 5,000 to 10,000 ft. altitude	C3OZ 9533-A											1	1	
No. 55F - 10,000 to 15,000 ft. altitude	C3UZ 9533-B											1	1	
Tag code C3AF-BR														
No. 65F - 0 to 5,000 ft. altitude	C3TZ 9533-A									1				
No. 63F - 5,000 to 10,000 ft. altitude	C3AZ 9533-B									1				
No. 61F - 10,000 to 15,000 ft. altitude	C3TZ 9533-C									1				
Tag code C3AF-BM														
No. 64F - 0 to 5,000 ft. altitude	C3AZ 9533-C									1				
No. 62F - 5,000 to 10,000 ft. altitude	C3AZ 9533-A									1				
No. 60F - 10,000 to 15,000 ft. altitude	C3GY 9533-B									1				
No. 63F - 0 to 5,000 ft. altitude	C3AZ 9533-B	1												
No. 61F - 5,000 to 10,000 ft. altitude	C3TZ 9533-C	1												
No. 59F - 10,000 to 15,000 ft. altitude	C3OZ 9533-B	1												
REGULAR														
No. 63F - 0 to 5,000 ft. altitude	C3AZ 9533-B		1											
No. 61F - 5,000 to 10,000 ft. altitude	C3TZ 9533-C		1	1	1									
No. 59F - 10,000 to 15,000 ft. altitude	C3OZ 9533-B		1	1	1									
No. 62F - 0 to 5,000 ft. altitude	C3AZ 9533-A			1	1									
No. 66F - 0 to 5,000 ft. altitude	C3TZ 9533-E						1							
No. 64F - 5,000 to 10,000 ft. altitude	C3AZ 9533-C						1							
No. 62F - 10,000 to 15,000 ft. altitude	C3AZ 9533-A						1							
No. 65F - 0 to 5,000 ft. altitude	C3TZ 9533-A							1						
No. 63F - 5,000 to 10,000 ft. altitude	C3AZ 9533-B							1						
No. 61F - 10,000 to 15,000 ft. altitude	C3TZ 9533-C							1						
LEAN														
No. 62F - 0 to 5,000 ft. altitude	C3AZ 9533-A		1											
No. 61F - 0 to 5,000 ft. altitude	C3TZ 9533-C			1	1									
No. 60F - 5,000 to 10,000 ft. altitude	C3GY 9533-B		1	1	1									
No. 58F - 10,000 to 15,000 ft. altitude	C3GY 9533-A		1	1	1									
No. 65F - 0 to 5,000 ft. altitude	C3TZ 9533-A						1							
No. 63F - 5,000 to 10,000 ft. altitude	C3AZ 9533-B						1							
No. 61F - 10,000 to 15,000 ft. altitude	C3TZ 9533-C						1							
No. 64F - 0 to 5,000 ft. altitude	C3AZ 9533-C							1						
No. 62F - 5,000 to 10,000 ft. altitude	C3AZ 9533-A							1						
No. 60F - 10,000 to 15,000 ft. altitude	C3GY 9533-B							1						

DESCRIPTION AND RESTRICTIONS	PART NUMBER	CARB. PARTS LISTS												
		A	B	C	D	E	F	G	H	J	K	L	M	
JET - MAIN METERING - continued	9533													
RICH														
No. 64F - 0 to 5,000 ft. altitude	C3AZ 9533-C		1											
No. 63F - 0 to 5,000 ft. altitude	C3AZ 9533-B			1	1									
No. 62F - 5,000 to 10,000 ft. altitude	C3AZ 9533-A		1	1	1									
No. 60F - 10,000 to 15,000 ft. altitude	C3GY 9533-B		1	1	1									
No. 67F - 0 to 5,000 ft. altitude	C3TZ 9533-D					1								
No. 65F - 5,000 to 10,000 ft. altitude	C3TZ 9533-A					1								
No. 63F - 10,000 to 15,000 ft. altitude	C3AZ 9533-B					1								
No. 66F - 0 to 5,000 ft. altitude	C3TZ 9533-E						1							
No. 64F - 5,000 to 10,000 ft. altitude	C3AZ 9533-C						1							
No. 62F - 10,000 to 15,000 ft. altitude	C3AZ 9533-A						1							
SPRING - ACCELERATOR PUMP OVERTRAVEL	C3AZ 9A538-A	1	1	1	1	1	1	1	1	1	1	1	1	1
SCREW - IDLE ADJUSTING	C3AZ 9541-B	1	1	1	1	1	1							
Needle (idle adjusting)	C3AZ 9541-C							1	1	1	1	1	1	1
ROD - ACCELERATOR PUMP LINK	C3AZ 9B542-B	1	1	1	1	1	1	1	1	1	1	1	1	1
Retainer (rod to accel. pump overtravel lever)-spring	353610-S8(NN126)	1	1	1	1	1	1	1	1	1	1	1	1	1
Clip (rod to accel. pump link)	375882-S7-8(GG229)	1	1	1	1	1	1	1	1	1	1	1	1	1
PLATE - CHOKE	C3AZ 9545-A	1	1	1	1	1	1	1	1	1	1	1	1	1
Screw (plate to shaft)-No. 6-32 x .31" pan head	378360-S2(UU81J)							2	2	1	2	2	2	2
SHAFT AND LEVER ASSY. - CARBURETOR CHOKE - stamped"11" - includes (2) 378360-S2 screws	C3AZ 9546-C	1	1	1	1	1	1	1	1	1	1			
Stamped "D"-includes (2) 378360-S2 screws	C3OZ 9546-B											1	1	
FLOAT AND LEVER ASSY.	C3AZ 9550-A	1	1	1	1	1	1	1	1	1	1	1	1	1
SHAFT - FLOAT LEVER	C3AZ 9558-B	1	1	1	1	1	1	1	1	1	1	1	1	1
HUB - FAST IDLE CAM	C3AZ 9D558-A	1	1	1	1	1	1	1	1	1	1	1	1	1
DIAPHRAGM ASSY. - Accelerator pump Dashpot	C3AZ 9B559-A	1	1	1	1	1	1	1	1	1	1	1	1	1
			1				1		1		1		1	
SPRING - choke plate	C3AZ 9560-A	1	1	1	1	1	1	1	1	1	1	1	1	1
Float bowl vent return	C3AZ 9560-B	1	1	1	1	1	1	1	1	1	1	1	1	1
GASKET - FLOAT BOWL	C3AZ 9561-C	1	1	1	1	1	1	1	1	1	1	1	1	1
VALVE AND SEAT ASSY. - FUEL INLET - service pkg. includes C3AZ 9569-B gasket	C3AZ 9564-B	1	1	1	1	1	1	1	1	1	1	1	1	1
NUT - CHOKE PLATE ADJUSTING	C3AZ 9D564-A	1	1	1	1	1	1	1	1	1	1	1	1	1
PISTON - POWER VALVE	C3AZ 9A585-C	1	1			1	1	1	1			1	1	
GASKET - FUEL INLET NEEDLE SEAT - .3125" O. D. - .17" I. D.	C3AZ 9569-B	1	1	1	1	1	1	1	1	1	1	1	1	1
VALVE ASSY. - DIST. VACCUM - SPARK	C3AZ 9B572-B	1	1	1	1	1	1	1	1	1	1	1	1	1
SPRING - IDLE ADJUSTING NEEDLE - .25" I. D. - .64" long-8 coils	C3AZ 9578-A	1	1	1	1	1	1							
	★40 9578							1	1	1	1	1	1	1
Power valve ball check	C3AZ 9578-B	1	1			1	1	1	1			1	1	1

DESCRIPTION AND RESTRICTIONS	PART NUMBER	CARB. PARTS LISTS												
		7 A THRU							7 M					
		A	B	C	D	E	F	G	H	J	K	L	M	
GASKET SET	B8A 9502-C	1		1	1	1			1	1	1			
	C0AZ 9502-C		1				1	1						
	B8AZ 9502-B											1	1	
KIT - TUNE-UP	C2AZ 9A586-C	1		1	1	1			1	1	1	1		
REPAIR KIT	C1AZ 9590-A	1												
	C2AZ 9590-B		1				1	1						
	C2AZ 9590-D			1		1					1	1		
	C1AZ 9590-J				1									
	C2AZ 9590-E								1	1				
	B2AZ 9590-D												1	
Connector (carb. to tube assy.)-5/16" flared tube	354582-S(II-73)	1	1	1	1	1	1	1	1	1	1	1	1	
Plug (pump valve retainer)-1/4"-32" Pump inlet ball retainer Pump discharge valve retainer For dist. passage when tube 12226 is not used	374166-S(PP23A)	2		2					1	1	1	1	1	
			2					2						
Stud (carb. to intake and exhaust manifold)-3/8"-16-24 x 1.30"	359524-S(WW28)	2		2	2	2	2		2	2	2	2	2	
Nut-3/8"-24	33925-S7(M33)	2		2	2	2	2		2	2	2	2	2	
Lockwasher-3/8"	34807-S8(X66)	2		2	2	2	2		2	2	2	2	2	
SCREW - DASHPOT AND THROTTLE LEVER ADJUSTING - No. 10-32 x .69"	B1AZ 9B502-A		1	1		1	1	1			1	1	1	
Dashpot operating lever-No. 8-32 x .59" slotted binding head	B2AZ 9B502-A		1	1		1	1	1			1	1	1	
Lockwasher-No. 10	34803-S7(X60)		1	1		1	1	1			1	1	1	
Nut-No. 10-32	34079-S7(M163)		1	1		1	1	1			1	1	1	
BOWL AND PLUGS - FLOAT - METAL	C0AZ 9A507-A	1	1	1	1	1	1	1	1	1	1	1	1	
Screw (bowl to main body)-No. 10-32 x 1" fillister head	31676-S(U57)	4	4	4	4	4	4	4	4	4	4	4	4	
Lockwasher-No. 10	34803-S7(X60)	4	4	4	4	4	4	4	4	4	4	4	4	
WEIGHT - PUMP DISCHARGE BALL	B9AE 9B511-A	1	1	1		1	1	1					1	
BODY - MAIN	*B8A 9512-L	1			1									
	*B9AE 9512-G		1				1	1					1	
	*C0AE 9512-J			1		1					1			
	*C2AZ 9512-C								1					
	*C2AZ 9512-D									1				
	*C2AZ 9512-E											1		
GASKET - THROTTLE BODY TO MAINBODY	B8A 9516-C	1	1		1	1	1	1	1	1	1	1	1	
KIT - THROTTLE BODY ASSY.	B9TZ 9518-D	1		1	1	1					1	1		
	B2AZ 9518-A		1				1	1						
	C2AZ 9518-D								1	1				
Screw (throttle body to main body)-1/4"-28 x 1 3/16" fillister head	350276-S7(BB19)		2		2	2	2	2	2	2	2	2	2	
Lockwasher-1/4"	34805-S8(X62)		2		2	2	2	2	2	2	2	2	2	
LINK - ACCELERATOR PUMP - serviced in 9590 kit only	*C0AE 9529-C	1		1	1	1			1	1	1	1		
Serviced in 9590 kit only	*C0AE 9529-B		1				1	1					1	
Retainer (accelerator pump link)-.44" long	353610-S8(NN126)	2	2					2	1	1	1	1	1	

DESCRIPTION AND RESTRICTIONS	PART NUMBER	CARB. PARTS LISTS													
		A	B	C	D	E	F	G	H	J	K	L	M		
GASKET SET	C2OZ 9502-C	1	1	1	1	1	1	1	1	1	1	1	1	1	
KIT - TUNE-UP	C0AZ 9A586-E	1	1	1		1	1	1	1	1	1	1	1	1	
REPAIR KIT Tag codes C3AF-BD, C4OF-BR, BS	B9AZ 9590-E	1			1				1	1			1	1	
Use with tag code C3AF-BE	C3AZ 9590-C		1	1		1	1	1						1	
Tag codes C4DF-AB, AC	C4DZ 9590-A				1							1		1	
Connector (distributor vacuum tube to carb.)- 1/8" pipe thread	358165-S(II-65)	1	1	1	1	1	1	1	1				1		
Stud (carb. to intake manifold)-5/16"-18- 24 x 2 1/2"	88471-S(W9C)	4	4	4	4	4	4	4	4	4	4	4	4	4	
Plug(to plug drill passages in main body)-5/16"	359409-S(PP59)							2	1	1	2	1	1	2	
Plug (to plug hole from bowl to accelerator pump)-1/8" cup	359353-S(PP58)							1	2	2	1	2	2	1	
Ball (accel. pump inlet passage)-3/16" steel	371350-S(AA4)							1	1	1					
GASKET - FUEL INLET	C2AZ 9229-A		1	1	1	1	1	1	1						
SEAL - FAST IDLE ROD-1/8" I.D. x 1/2" O.D. - felt-use with C4AZ 9C771-A washer .90" long-.44" wide-.05" thick- .133" diam. hole	B7AZ 9B501-A	1	1	1	1	1	1	1	1	1	1	1	1	1	
	C7AZ 9B501-A	1	1	1	1	1	1	1	1	1	1	1	1	1	
WEIGHT - PUMP DISCHARGE BALL - .109" O. D. -.88" long	C2OZ 9B511-A	1	1	1	1	1	1	1	1	1	1	1	1	1	
BODY - MAIN	C2OZ 9512-E				1		1								
Plug (to plug drill passages in main body)-5/16"	359409-S(PP59)	2	2	2	2	2									
Plug (to plug hole from bowl to accelerator pump)-1/8" cup	359353-S(PP58)	1	1	1	1	1									
Ball (accel. pump inlet passage)-3/16" steel	371350-S(AA4)	1	1	1	1	1									
ADAPTOR - FUEL INLET	C0AE 9A520-A	1	1	1	1	1	1	1	1						
SUPPORT - BOOSTER VENTURI	9A523														
Identified by letters "CA"- Use with tag codes C3OF-F, C3DF-F Use with tag code C3AF-BE Use with tag codes C4DF-E, F, C4OF-B Use with tag code C4OF-B Use with tag codes C4OF-L, AE Use with tag code C4ZF-E Use with tag code C4OF-AM Use with tag codes C4ZF-N, C4DF-AB, AC, C4OF-BR	C3AZ 9A523-F		1	1		1		1		1		1			
Identified by letter "L"- Use with tag codes C2OF-AA, AB	C2OZ 9A523-B	1													
Identified by letters "LA"- Use with tag codes C2OF-AC, AD	*C2OZ 9A523-C	1													
Ident. by letters "CD"- Use with tag codes C3OF-E, C3DF-E Use with tag code C3AF-BD Use with tag code C4OF-A Use with tag codes C4OF-K, AK Use with tag code C4ZF-F Use with tag code C4OF-AS Use with tag codes C4ZF-R, C4OF-BS	C4OZ 9A523-A		1		1			1			1		1	1	
Ball(accel. pump discharge valve)-3/16" steel	371350-S(AA4)	1	1	1	1	1	1	1	1	1	1	1	1	1	

* Not applicable to 1960/64 models

DESCRIPTION AND RESTRICTIONS	PART NUMBER	CARB. PARTS LISTS													
		A	B	C	D	E	F	G	H	10 A THRU	10 M	J	K	L	M
HORN - AIR - LESS SHAFT	C3OZ 9524-J	1	1	1	1	1	1	1	1	1	1	1	1	1	1
Service pkg. includes (1) C2OZ 9561-B gasket Screw and washer (horn and plugs to main body)-No. 10-32 x 5/8"	43256-S8	4	4	4	4	4	4	4	4	4	4	4	4	4	4
COVER - ACCELERATOR PUMP															
Less link	B8A 9528-A	1	1	1	1	1	1	1	1						
	C4AZ 9528-B											1	1	1	1
Screw (cover to carburetor)-No. 8-32 x 9/16"	379436-S8B(UU43F)											4	4	4	4
Screw and washer (cover to carb.)- No. 8-32 x 5/8"	43255-S8(U74)	4	4	4	4	4	4	4	4	4					
LINK - ACCELERATOR PUMP															
	C0AE 9529-A	1	1	1	1	1	1								
	C3AZ 9529-C									1	1				
	C4AZ 9529-B											1	1	1	1
Pin (accelerator pump link to cover)- 1/8" x 7/16" diameter roll	★67516-S8											1			1
Pin (accelerator pump link to cover)- .187" x .50" diameter roll	353847-S8(NN109-A)	1	1	1	1	1	1	1	1	1					
ROD - FAST IDLE CAM -use with C2OZ 9850-A	C1AE 9D530-A	1	1	1											
	C3AZ 9D530-A				1	1									
Use with C2AZ 9850-D	C4AZ 9D530-A	1	1	1					1	1	1	1	1	1	1
Retainer (fast idle cam rod)-"C" washer	351825-S(XX9)	2	2	2	2	2	2	2	2	2	2	2	2	2	2
JET - MAIN METERING	9533														
Tag codes C2OF-AA, AD															
No. 47 - 0 to 5,000 ft. altitude	C1AZ 9533-G	2													
No. 45 - 5,000 to 10,000 ft. altitude	C1AZ 9533-K	2													
No. 43 - 10,000 to 15,000 ft. altitude	C1AZ 9533-J	2													
Tag codes C2OF-AB, C3DF-G, L, C3OF-BD, E, C3DE-E															
No. 46 - 0 to 5,000 ft. altitude	C1AZ 9533-B	2	2	2	2	2									
No. 44 - 5,000 to 10,000 ft. altitude	C1AZ 9533-F	2	2	2	2	2									
No. 42 - 10,000 to 15,000 ft. altitude	C2OZ 9533-C	2	2	2	2	2									
Tag code C2OF-AC															
No. 48 - 0 to 5,000 ft. altitude	C1AZ 9533-A	2													
No. 46 - 5,000 to 10,000 ft. altitude	C1AZ 9533-B	2													
No. 44 - 10,000 to 15,000 ft. altitude	C1AZ 9533-F	2													
Tag codes C3DF-H, M, C3OF-BE, F, C3DF-F															
No. 45 - 0 to 5,000 ft. altitude	C1AZ 9533-K		2	2	2	2									
No. 43 - 5,000 to 10,000 ft. altitude	C1AZ 9533-J		2	2	2	2									
No. 41 - 10,000 to 15,000 ft. altitude	C2OZ 9533-B		2	2	2	2									
Tag codes C4DF-F, J, N, S, AC, C4ZF-F, R															
No. 43F - 0 to 5,000 ft. altitude	C3AZ 9533-F							2	2		2	2		2	
No. 41F - 5,000 to 10,000 ft. altitude	C3AZ 9533-E							2	2		2	2		2	
No. 39F - 10,000 to 15,000 ft. altitude	C3AZ 9533-H							2	2		2	2		2	
Tag codes C4DF-E, C4OF-A															
No. 44F - 0 to 5,000 ft. altitude	C3OZ 9533-G							2							
No. 42F - 5,000 to 10,000 ft. altitude	C3OZ 9533-F							2							
No. 40F - 10,000 to 15,000 ft. altitude	C3OZ 9533-E							2							
Tag codes C4DF-AB, K, R, T, C4OF-B, BR, BS, C4ZF-E, N															
No. 42F - 0 to 5,000 ft. altitude	C3OZ 9533-F							2	2		2	2		2	
No. 40F - 5,000 to 10,000 ft. altitude	C3OZ 9533-E							2	2		2	2		2	
No. 38F - 10,000 to 15,000 ft. altitude	C3OZ 9533-D							2	2		2	2		2	
No. 41F - 0 to 5,000 ft. altitude	C3AZ 9533-E										2				
No. 39F - 5,000 to 10,000 ft. altitude	C3AZ 9533-H										2				
No. 37F - 10,000 to 15,000 ft. altitude	C4GY 9533-A														2
No. 42F - 0 to 5,000 ft. altitude	C3OZ 9533-F														2
No. 40F - 5,000 to 10,000 ft. altitude	C3OZ 9533-E														2
No. 38F - 10,000 to 15,000 ft. altitude	C3OZ 9533-D														2

• Not applicable to 1960/64 models

DESCRIPTION AND RESTRICTIONS	PART NUMBER	CARBURETOR PARTS LISTS								10A THRU 10M				
		A	B	C	D	E	F	G	H	J	K	L	M	
LEVER - CHOKE BELLCRANK ADJUSTING	B8AZ 9A535-A	1	1	1										
Screw and lockwasher (bellcrank choke adjusting lever to shaft)-No. 8-32 x 3/4" fillister head	43395-S8(U75)		1	1										
Nut-No. 8-32	34126-S8B(M146)		1	1										
Washer - No. 8 flat	44710-S8(X10)	1												
Screw (bellcrank choke adjusting lever to shaft)-No. 8-32 x 5/8" fillister head	*31077-S8	1												
Nut - No. 8-32 hex.	34052-S7(M155)	1												
LEVER - CHOKE CONTROL	C3AZ 9A535-A				1	1								
GASKET - BOOSTER VENTURI SUPPORT	B8AZ 9A536-A	1	1	1	1	1	1	1	1	1	1	1	1	1
LEVER - FAST IDLE ADJUSTING	B9A 9538-A	1	1	1	1	1								
	C4AZ 9538-A						1	1	1	1	1	1	1	1
Nut (lever to throttle shaft)-No. 10-32 hex.	34079-S7(M163)	1	1	1	1	1	1	1	1	1	1	1	1	1
Lockwasher No. 10	34903-S8(X96)	1	1	1	1	1	1	1	1	1	1	1	1	1
SPRING - ACCELERATOR PUMP OVERTRAVEL	B8AZ 9A538-A	1	1	1		1	1	1	1	1	1	1	1	1
SCREW - FAST IDLE ADJUSTING - No. 10-32 x 1.12"	C4AZ 9B538-A	1	1	1	1	1	1	1	1	1	1	1	1	1
NEEDLE - IDLE ADJUSTING - Use with tag codes C2OF-AC, AD	C1AE 9541-B	2												
Use with tag codes C2OF-AA, AB	C8AZ 9541-C	2												
			2	2	2	2	2	2	2	2	2	2	2	2
LEVER - CHOKE CONTROL	C2AZ 9D541-A	1	1	1										
Screw (choke plate adjusting swivel to choke control rod)-No. 6-32 x 1/8" hex. socket hd. set	354293-S8(UU27)	1	1	1										
ROD - ACCELERATOR PUMP LINK TO THROTTLE LEVER - service package includes (5) pieces 375894-S7 clip	C0AZ 9B542-A	1	1	1	1	1	1	1	1					
	C4AZ 9B542-A									1	1	1	1	1
Clip (accelerator pump link to throttle lever rod to overtravel pump lever)	375894-S7-8 (GG215)	1	1	1	1	1	1	1	1	1	1	1	1	1
PLATE - CHOKE	C2AZ 9545-A	1	1	1	1	1	1	1	1	1	1	1	1	1
Screw (choke plate)-No. 6-32 x .31" panhead - use with steel shaft	378360-S2(UU81J)	2	2	2	2	2	2	2	2	2	2	2	2	2
SHAFT AND LEVER - CHOKE -brass shaft	*C2AZ 9546-C	1	1	1	1	1								
Steel shaft	C2AZ 9546-D	1	1	1	1	1								
Steel shaft	C4MY 9546-A						1	1	1	1	1	1	1	1
DASHPOT	C1AZ 9B549-A	1	1	1	1	1	1	1	1	1	1	1	1	1
Nut-5/16"-24	33923-S7(M32)	1	1	1	1	1	1	1	1	1	1	1	1	1
Lockwasher -5/16"	34806-S7(X64)	2	2	2	2	2	2	2	2	2	2	2	2	2
FLOAT	C6AZ 9590-C			1	1	1	1	1	1	1		1		
Tag code C4DF-S												1		
Tag codes C4ZF-N, R, C4DF-AC, C4OF-BR, BS														1
Tag code C4DF-T	C1AZ 9550-A	1	1											
Tag code C4DF-AB												1		
BRACKET - DASHPOT MOUNTING	B8AZ 9B550-B	1	1	1	1	1	1	1	1	1	1	1	1	1
Screw and washer (dashpot mounting bracket to carb.)-No. 10-32 x 1/2"	43252-S8(U77)	1	1	1	1	1	1	1	1	1	1	1	1	1
PLATE - AIR DISTRIBUTION	C3MY 9F553-A			1		1		1				1		1
Tag codes C4DF-E, F							1							
PIN - FLOAT HINGE	B8A 9558-A	1	1	1	1	1	1	1	1	1	1	1	1	1
DIAPHRAGM - ACCELERATOR PUMP	C2AZ 9B559-A	1	1	1	1	1	1	1	1					
	C4AZ 9B559-A											1	1	1
GASKET - FLOAT BOWL	C2OZ 9561-A	1	1	1	1	1	1				1		1	1
	C2OZ 9561-B									1	1		1	1

* Not applicable to 1960/64 models

DESCRIPTION AND RESTRICTIONS	PART NUMBER	CARBURETOR PARTS LISTS								10A THRU 10M				
		A	B	C	D	E	F	G	H	J	K	L	M	
GASKET - ECONOMIZER COVER	B7A 9563-A	1	1	1	1	1	1	1	1	1	1	1	1	1
KIT - FUEL INLET VALVE - includes (1) B7A-9569-A gasket and (1) B7AZ-9599-B retainer	C2AZ 9564-D	1	1	1	1	1	1	1	1	1	1	1	1	1
ECONOMIZER	9A565													
Identified by green dye on body 0 to 5,000 ft. altitude	C0AZ 9A565-B	1								1			1	
Tag code C3AF-BD 0 to 15,000 ft. altitude-tag codes C4ZF-N, R 0 to 5,000 ft. altitude-tag codes C4OF-BR, BS Identification color "Black"	C3AZ 9A565-B		1	1		1	1	1				1		1
Tag code C3AF-BE 0 to 15,000 ft. altitude-tag codes C4DF-AB, AC 5,000 to 10,000 ft. altitude 10,000 to 15,000 ft. altitude-tag codes C4OF-BR, BS	C3AZ 9A565-D				1					1			1	1
5,000 to 10,000 ft. altitude-ident. color "Yellow"- tag codes C4OF-BR, BS														1
FILLER - ACCELERATOR PUMP CAVITY	C3OZ 9F565-A		1	1	1	1	1	1	1					
GASKET - FLOAT VALVE SEAT	B7A 9569-A	1	1	1	1	1	1	1	1	1	1	1	1	1
BUSHING - ACCELERATOR PUMP OVERTRAVEL SPRING	C3AZ 9F569-A				1	1	1	1	1	1	1	1	1	1
SPRING - FLOAT DAMPENER	C3AZ 9F570-A			1	1	1	1	1	1	1	1	1	1	1
RETAINER - ACCELERATOR PUMP CHECK VALVE - 1/4"-28 thread	B8A 9575-A	1	1	1	1			1	1	1				
Washer (accelerator pump valve return gasket)-1/4" flat	374818-S(XX97A)	1	1	1	1			1	1	1				
HOUSING ASSY. - CHOKE - service pkg. includes (1) B8A 9853-A gasket-	C6AZ 9A575-A							1	1	1		1	1	1
Tag codes C4ZF-E and F											1			
Service pkg. includes (1) B8A 9853-A gasket Tag code C4ZF-E	C4AZ 9A575-B										1			
Screw and washer assy. (choke housing to main body)-No. 8-32 x 1.76" fillister head	378547-S7-8(BB61B)							3	3	3	3	3	3	3
VALVE - ACCELERATOR PUMP CHECK - plastic	C4AZ 9576-A										1	1	1	1
SCREW - PUMP DISCHARGE NOZZLE	C0AZ 9577-A	1	1	1	1	1	1	1	1	1	1	1	1	1
Washer -1/4" flat (buna coated aluminum)	374370-S(XX94A)	1	1	1	1	1	1	2	1	1	1	1	1	1
LEVER - FAST IDLE CAM	C3AZ 9F577-A				1	1								
Nylon	C4AZ 9F577-B							1	1	1	1	1	1	1
Screw (lever adjusting)-No. 6-32 x 75" hex. hd.	372307-S(BB527)							1	1	1	1	1	1	1
SPRING - FAST IDLE ADJUSTING LEVER - 4 1/2 coils-. 20" I. D. -. 58" long	B8A 9578-B	1	1	1	1	1	1	1	1	1	1	1	1	1
SPRING - IDLE ADJUSTING NEEDLE	*40 9578	2	2	2	2	2	2	2	2	2	2	2	2	2
Screw (normal idle adjusting)-No. 10-32 x 1" special hex. head slotted	355107-S7(BB536)	1	1	1	1	1	1	1	1	1	1	1	1	1
PIN - FAST IDLE ADJUSTING LEVER	B9A 9579-A	1	1	1	1	1	1	1	1	1	1	1	1	1
SHAFT AND LEVER - THROTTLE - Steel shaft - service pkg. includes (2) 378360-S2 screws	B8AZ 9581-D	1	1	1	1	1	1	1	1	1	1	1	1	1
PLATE - THROTTLE	B8A 9585-E			2		2	2	2	2	2	2	2	2	2
Screw (throttle plate)-No. 8-32 x 38" fillister head-(use with steel shaft)	378361-S2(UU43D)	4	4	4	4	4	4	4	4	4	4	4	4	4
PLATE - THROTTLE - PRIMARY	B8A 9585-E	2	2		2									

* Not applicable to 1960/64 models

DESCRIPTION AND RESTRICTIONS	PART NUMBER	CARB. PARTS LISTS 10A THRU 10M												
		A	B	C	D	E	F	G	H	J	K	L	M	
SCREW - THROTTLE PLATE - No. 8-32 x .42" oval head-tubular-(use with brass shaft)	B7A 9586-E	4	4	4	4	4	4							
SCREW - CHOKE PLATE - No. 6-32 oval hd. (use with brass shaft)	B9A 9586-A	2	2	2	2	2								
GASKET - ECONOMIZER	C2AZ 9A588-B	1	1	1	1	1	1	1	1	1	1	1	1	
SPRING - THERMOSTATIC CHOKE - 9 coils	C2AZ 9A590-B	1	1	1	1	1								
CAM - FAST IDLE Use with tag codes C2OF-AA, AC Use with tag code C3OF-E, C3DF-E Use with tag code C3DF-G Use with tag code C3AF-BD Use with tag code C3DF-L	9597 C1AZ 9597-A	1		1			1		1					
Use with tag codes C2OF-AB, AD Use with tag code C3OF-F, C3DF-F Use with tag code C3DF-H Use with tag code C3AF-BE Use with tag code C3DF-M	C1AZ 9597-B	1		1		1			1					
Retainer (fast idle cam)-"C" washer	C4GY 9597-A 351825-S(XX9)	1	1	1	1	1	1	1	1	1	1	1	1	
RETAINER - FLOAT LEVER SHAFT	B7AZ 9599-B	1	1	1	1	1	1	1	1	1	1	1	1	
ROD - THERMOSTATIC CHOKE LEVER - use with C2OZ 9850-A	C2AZ 9A599-A	1	1	1										
Use with C2AZ 9850-D	C1AZ 9A599-A	1		1	1	1								
ROD - CHOKE CONTROL Retainer (rod to carburetor) Ring (rod retaining)-1/8" retaining	C4AZ 9A599-A 353610-S8(NN126) 377918-S8B(XX14F)	1	1	1	1	1		1	1	1	1	1	1	
SPRING - PUMP LEVER RETURN	B8AZ 9636-A	1	1	1	1	1	1	1	1	1	1	1	1	
SHAFT AND LEVER - CHOKE HOUSING	C2AZ 9A753-A C3AZ 9A753-A C4AZ 9A753-B	1	1	1		1	1		1	1	1	1	1	
Retainer (shaft and lever to choke housing)-"C" washer Nut (shaft and lever to housing)-No. 8-36 hex. Lockwasher-No. 8	353862-S8(XX10) 355829-S7(MM15) 34802-S7(X59)	1	1	1	1	1	1							
LINER - THERMOSTATIC CHOKE LEVER BUSHING	C2AZ 9A756-A	1	1	1	1	1								
LEVER AND BUSHING - THERMOSTATIC CHOKE	C2AZ 9A757-A C3AZ 9A757-A	1	1	1			1	1						
WASHER - CHOKE ROD SEAL - .66" long-.50" wide-.015" thick-.18"diam. hole (brass)-use with B7AZ 9B501-A seal	C4AZ 9C771-A	2	2	2	2	2	2	2	2	2	2	2	2	
SPACER - THERMOSTATIC CHOKE SHAFT	B7AZ 9812-A		1	1	1	1								
PISTON ASSY. - CHOKE	C6AZ 9840-B							1	1	1	1	1	1	
CLAMP - THERMOSTATIC CHOKE HOUSING	B6A 9842-A C4AZ 9842-A	1	1	1	1	1			1	1	1	1	1	
Screw (clamp housing)-No. 8-32 x 1/2" Lockwasher-No. 8	31061-S8(U50) 34802-S7(X59)	3	3	3				1	1	1	3	3	3	

* Not applicable to 1960/64 models

DESCRIPTION AND RESTRICTIONS	PART NUMBER	CARB. PARTS LISTS														
		A	B	C	D	E	F	G	H	J	K	L	M			
HOUSING - CHOKE THERMOSTAT - identified by letters "TK"-service pkg. includes (1) C1AE 9871-A gasket Tag code C4ZF-F Tag codes C4ZF-R, C4DF-AC, C4OF-BS Ident. by letters "TN"-service pkg. includes (1) C1AE 9871-A gasket Tag codes C4DF-E, C4OF-A Tag codes C4DF-J, N Tag codes C4OF-K, AK Tag code C4DF-S Tag code C4OF-AS	C0AE 9848-B	1	1	1	1	1							1			1
Identified by letters "TO" -service pkg. includes (1) C1AE 9871-A gasket Tag codes C4DF-F, C4OF-B Tag codes C4DF-K, R Tag codes C4OF-L, AE Tag code C4ZF-E Tag code C4DF-T Tag code C4OF-AM Tag codes C4ZF-N, C4DF-AB, C4OF-BR	C4AZ 9848-A						1			1		1				1
	C4AZ 9848-B						1		1		1		1		1	1
HOUSING AND PLUGS - CHOKE	C2AZ 9849-C	1	1	1	1											
	C3AZ 9849-A					1										
	C4AZ 9849-A						1	1	1	1	1	1	1	1	1	1
Washer-No. 8-flat	359113-S(XX46)	3														
Screw(choke control housing to body)-No. 8-32 x 1 5/8" fillister head	*31165-S8	3	3	3	3	3										
Lockwasher-No. 8	34802-S7(X59)	3	3	3	3	3										
KIT - THERMOSTATIC CHOKE INSTALLATION With this kit the following parts must be used 1-C3AZ 9D530-A Rod 1-C1AZ 9A599-A Rod 1-375894-S7-8 Clip	C2AZ 9850-D	1	1	1	1	1										
Screw(choke plate pulldown adjusting)-No. 10-32 x .62" set	378273-S7-8(UU26J)				1	1										
GASKET - THERMOSTATIC CHOKE HOUSING	B8A 9853-A	1	1	1	1	1	1	1	1	1	1	1	1	1	1	1
SHIELD -CHOKE THERMOSTAT	B8A 9861-A	1	1		1	1										
Screw and washer (shield to housing) No. 8-32 x 3/8" fillister head	C4AZ 9861-A 43248-S8(U72)	1	1		1	1	2	2	2	2	2	2	2	2	2	2
GASKET - THERMOSTATIC CHOKE HOUSING	C1AZ 9871-A	1	1	1	1	1	1	1	1	1	1	1	1	1	1	1
SCREW - THERMOSTATIC CHOKE HOUSING COVER-1.15"long-No. 8-32 male and female threads	C3AZ 9B874-A				3	3										
LEVER - ACCELERATOR PUMP OVERTRAVEL - service pkg. includes (1) C3AZ 9F569-A bushing Retainer (pump overtravel lever to throttle shaft)"C" washer Ring (lever to shaft)-1/8" retaining	B8AZ 9919-A 374035-S(XX13C) 377918-S8B(XX14J)	1	1	1	1	1	1	1	1	1	1	1	1	1	1	1
COVER - ECONOMIZER VALVE Screw (economizer valve cover to main body)-No. 8-32 x 1/2" fillister head Lockwasher-No. 8	B7A 9930-A 31061-S8(U50) 34802-S7(X59)	1	1	1	1	1	1	1	1	1	1	1	1	1	1	1
		4	4	4	4	4	4	4	4	4	4	4	4	4	4	4
		4	4	4	4	4	4	4	4	4	4	4	4	4	4	4

* Not applicable to 1960/64 models

DESCRIPTION AND RESTRICTIONS	PART NUMBER	CARB. PARTS LISTS												
		A	B	C	D	E	F	G	H	J	K	L	11AD	
GASKET SET	B7AZ 9502-E	1	1	1	1	1	1	1	1	1	1	1	1	
KIT - TUNE UP	C0AZ 9A586-E	1	1	1	1	1	1	1	1	1	1	1	1	
REPAIR KIT	B9AZ 9590-E	1	1	1	1	1	1	1	1	1	1	1	1	
Connector (distributor vacuum tube to carb.)- 1/8" pipe thread	358165-S(II-65)	1	1	1	1									
Stud (carb. to intake manifold)- 5/16"-18-24 x 2 1/2"	88471-S(W9C)	4	4	4	4	4	4	4	4	4	4	4		
Screw (to adjust transmission kickdown)- No. 10-32 x 1.00" hex. head	379622-S8(UU52M)								1	1	1	1	1	
Plug (to plug drill passages in main body)-5/16"	359409-S(PP59)	2	2	2	2	2								
Plug (to plug hole from bowl to accelerator pump)-1/8" cup	359353-S(PP58)	1	1	1	1	1								
Cap (attaches to spark vac. tube)-3/16"tube	380614-S(DD3)												1	
GASKET - FUEL INLET	C2AZ 9229-A	1	1	1	1									
SEAL - FAST IDLE ROD-1/8" I. D. x 1/2" O. D. -felt-use with C4AZ 9C771-A washer	B7AZ 9B501-A	1	1	1	1	1	1	1	1	1	1	1	1	
.90" long-.44" wide-.05" thick-.133" diam. hole (nylon)	C7AZ 9B501-A	1	1	1	1	1	1	1	1	1	1	1	1	
WEIGHT - PUMP DISCHARGE BALL - .109" O. D. -.88" long	C2OZ 9B511-A	1	1	1	1	1	1	1	1	1	1	1	1	
Ball (accel. pump inlet passage)-3/16" steel	371350-S(AA4)	1	1	1	1									
BODY AND PLUGS - MAIN	C3AZ 9512-E		1											
ADAPTOR - FUEL INLET	C0AE 9A520-A	1	1	1	1									
SUPPORT - BOOSTER VENTURI - identified by letters "CA"-tag codes C3AF-AK, AZ, C4AF-B, EB	C3AZ 9A523-F	1	1	1		1								
Identified by letters "CC" Tag codes C3AF-AL, BA, C4AF-C, DD, EC, C4OF-BJ, BV, C6AF-A, C6DF-A	C3AZ 9A523-G	1	1	1	1	1							1	
Identified by letters "CE" Tag codes C4AF-DE, C5ZF-B Tag codes C6AF-B, C6DF-B	C3AZ 9A523-H					1	1		1			1	1	
Identified by letter "J"-tag code C6DF-B-	C6AZ 9A523-G												1	
Identified by letters "CO"-tag code C5ZF-G	C5AZ 9A523-B												1	
Identified by letters "CM"-tag code C5ZF-H	C5AZ 9A523-C												1	
Identified by letters "CG" Tag codes C5ZF-A, C6AF-A, C6DF-A	C5ZZ 9A523-D							1				1	1	
Ball (accel. pump discharge valve)-3/16" steel	371350-S(AA4)	1	1	1	1	1	1	1	1	1	1	1	1	
HORN - AIR - LESS SHAFT - service pkg. includes (1) C2OZ 9561-B gasket	C0AZ 9524-C	1	1	1	1	1	1	1	1	1	1	1	1	
Screw and washer (horn & plugs to main body)- No. 10-32 x 5/8"	43256-S8	4	4	4	4	4	4	4	4	4	4	4	4	
COVER - ACCELERATOR PUMP	C3AZ 9528-B	1												
	B8A 9528-A		1	1	1									
	C4AZ 9528-B					1	1	1	1	1	1	1	1	
Screw and washer (cover to carb.)- No. 8-32 x 5/8"	43255-S8(U74)	4	4	4	4									
Screw (cover to carb.)-No. 8-32 x 9/16"fill. hd.	379436-S8B(UU43F)					4	4	4	4	4	4	4	4	
LINK - ACCELERATOR PUMP	C3AZ 9529-C	1	1	1	1									
	C4AZ 9529-B					1	1	1	1	1	1	1	1	
Pin (accel. pump link to cover)-.187" x .50 dia. roll	353847-S8(NN109A)	1	1	1	1									

* Not applicable to 1960/64 models

• Common to 289, 352 and 390 engines

DESCRIPTION AND RESTRICTIONS	PART NUMBER	CARB. PARTS LISTS								11A THRU 11AD			
		A	B	C	D	E	F	G	H	J	K	L	AD
ROD - FAST IDLE CAM - use with C2AZ 9850-A	C1AE 9D530-A	1											
	C4AZ 9D530-A			1	1	1	1					1	
	C3AZ 9D530-A		1										
Use with C2AZ 9850-D		1											1
Retainer (fast idle cam rod)-"C" washer	351825-S(XX9)	2	2	2	2	2	2	2	2	2	2	2	2
JET - MAIN METERING	9533												
Tag code C3AF-AK, AZ													
No. 48 - 0 to 5,000 ft. altitude	C1AZ 9533-A	2	2										
No. 46 - 5,000 to 10,000 ft. altitude	C1AZ 9533-B	2	2										
No. 44 - 10,000 to 15,000 ft. altitude	C1AZ 9533-F	2	2										
Tag code C3AF-AL, BA													
No. 47 - 0 to 5,000 ft. altitude	C1AZ 9533-G	2	2										
No. 45 - 5,000 to 10,000 ft. altitude	C1AZ 9533-K	2	2										
No. 43 - 10,000 to 15,000 ft. altitude	C1AZ 9533-J	2	2										
Tag code C4AF-B													
No. 46F - 0 to 5,000 ft. altitude	C3AZ 9533-G			2									
No. 44F - 5,000 to 10,000 ft. altitude	C3OZ 9533-G			2									
No. 42F - 10,000 to 15,000 ft. altitude	C3OZ 9533-F			2									
Tag code C4AF-C													
No. 43F - 0 to 5,000 ft. altitude	C3AZ 9533-F			2									
No. 41F - 5,000 to 10,000 ft. altitude	C3AZ 9533-E			2									
No. 39F - 10,000 to 15,000 ft. altitude	C3AZ 9533-H			2									
No. 45F - 0 to 5,000 ft. altitude	C3OZ 9533-H				2								
No. 43F - 5,000 to 10,000 ft. altitude	C3AZ 9533-F				2								
No. 41F - 10,000 to 15,000 ft. altitude	C3AZ 9533-E				2								
Tag codes C4AF-DD, EB; C4OF-BJ, BV; C5ZF-A, G; C6DF-A													
No. 51F - 0 to 5,000 ft. altitude	C3DZ 9533-B					2	2					2	
No. 49F - 5,000 to 10,000 ft. altitude	C3DZ 9533-C					2	2					2	
No. 47F - 10,000 to 15,000 ft. altitude	C3UZ 9533-E					2	2					2	
Tag codes C4AF-DE, EC													
No. 49F - 0 to 5,000 ft. altitude	C3DZ 9533-C					2							
No. 47F - 5,000 to 10,000 ft. altitude	C3UZ 9533-E					2							
No. 45F - 10,000 to 15,000 ft. altitude	C3OZ 9533-H					2							
Tag codes C5ZF-B, H; C6DF-B													
No. 50F - 0 to 5,000 ft. altitude	C3UZ 9533-C						2					2	
No. 48F - 5,000 to 10,000 ft. altitude	C3UZ 9533-D						2					2	
No. 46F - 10,000 to 15,000 ft. altitude	C3AZ 9533-G						2					2	
No. 51F - 0 to 5,000 ft. altitude	C3DZ 9533-B												2
No. 49F - 5,000 to 10,000 ft. altitude	C3DZ 9533-C												2
LEVER - CHOKE BELLCRANK ADJUSTING	B8AZ 9A535-A	1											
	C3AZ 9A535-A		1										
Screw and lockwasher (bellcrank choke adjusting lever to shaft)-No. 8-32 x 3/4" fill. head	43395-S8(U75)	1											
Nut-No. 8-32	34126-S8B(M146)	1											
GASKET - BOOSTER VENTURI SUPPORT	B8AZ 9A536-A	1	1	1	1	1	1	1	1	1	1	1	1
LEVER - FAST IDLE ADJUSTING	B9A 9538-A	1	1										
	C4AZ 9538-A			1	1	1	1	1	1	1	1	1	1
Nut (lever to throttle shaft)-No. 10-32 hex.	34079-S7(M163)	1	1			1	1	1	1	1	1	1	1
Lockwasher-No. 10	34903-S8(X96)	1	1			1	1	1	1	1	1	1	1
SPRING - ACCELERATOR PUMP OVERTRAVEL	B8AZ 9A538-A	1	1	1	1	1	1					1	1

* Not applicable to 1960/64 models

‡ Common to 289, 352 and 390 engines

DESCRIPTION AND RESTRICTIONS	PART NUMBER	CARB. PARTS LISTS												
		A	B	C	D	E	F	G	H	J	K	L	AD	
SCREW - FAST IDLE ADJUSTING - No. 10-32 x 1.12"	C4AZ 9B538-A	1	1	1	1	1	1	1	1	1	1	1	1	1
NEEDLE - IDLE ADJUSTING	C8AZ 9541-C	2	2	2	2	2	2	2	2	2	2	2	2	2
LEVER - CHOKE CONTROL	C2AZ 9D541-A	1												
Screw (choke plate adjusting swivel to choke control rod)-No. 6-32 x 1/8" hex. socket hd.set	354293-S8(UU27)	1												
ROD - ACCELERATOR PUMP LINK TO THROTTLE LEVER	C3AZ 9B542-C	1	1		1									
	C0AZ 9B542-A			1										
	C4AZ 9B542-A					1	1	1	1	1	1	1	1	1
Clip (accel. pump link to throttle lever rod to overtravel pump lever)	375894-S7-8(GG215)	1	1	1	1	1	1	1	1	1	1	1	1	1
PLATE - CHOKE	C2AZ 9545-A	1	1	1	1	1	1	1	1	1	1	1	1	1
Screw (choke plate)-No. 6-32 x .31" pan head- (use with steel shaft)	378360-S2(UU81J)	2	2	2	2	2	2	2	2	2	2	2	2	2
Screw(choke plate)-No.6-32 x .31"pan head	381761-S(UU81JA)													2
SHAFT AND LEVER - CHOKE - brass shaft	*C2AZ 9546-C	1	1											
Steel shaft	C2AZ 9546-D	1	1											
Steel shaft	C4MY 9546-A			1	1	1								
Steel shaft	C5AZ 9546-B						1	1	1	1	1	1	1	1
DASHPOT	C1AZ 9B549-A	1	1	1	1	1	1					1	1	1
Nut-5/16"-24	33923-S7(M32)	1	1	1	1	1	1					1	1	1
Lockwasher-5/16"	34806-S7(X64)	2	2	2	2	2	2					2		
FLOAT	C6AZ 9550-C	1	1	1	1		1	1	1	1	1	1	1	1
BRACKET - DASHPOT MOUNTING	B8AZ 9B550-B	1	1	1	1	1	1		1	1		1	1	1
Screw and washer (dashpot mounting bracket to carb.)-No. 10-32 x 1/2"	43252-S8(U77)	1	1	1	1	1	1		1	1		1	1	1
PLATE - AIR DISTRIBUTION	C3MY 9F553-A	1	1	1	1	1	1	1	1	1	1	1	1	1
PIN - FLOAT HINGE	B8A 9558-A	1	1	1	1	1	1	1	1	1	1	1	1	1
SWIVEL - CHOKE PLATE ADJUSTING	C5AZ 9F558-A						1	1	1	1	1	1	1	1
DIAPHRAGM - ACCELERATOR PUMP	C2AZ 9B559-A	1	1	1	1									
	C4AZ 9B559-A					1	1	1	1	1	1	1	1	1
GASKET - FLOAT BOWL	C2OZ 9561-A	1	1	1	1	1								
	C2OZ 9561-B						1	1	1	1	1	1	1	1
GASKET - ECONOMIZER COVER	B7A 9563-A	1	1	1	1	1	1	1	1	1	1	1	1	1
VALVE & SEAT - FUEL INLET - "Reconditioner" only	C2AZ 9564-A	1	1	1	1									
Includes (1) B7A 9569-A gasket & (1) B7AZ 9599-B retainer	C2AZ 9564-D					1	1	1	1	1	1	1	1	1
"Dealers" only		1	1	1	1									
ECONOMIZER	9A565													
0 to 5,000 ft. altitude-ident. by green dye on body Tag code C5ZF-B	C0AZ 9A565-B	1	1	1	1	1			1	1				1
Tag codes C5ZF-G, H, C6DF-B									1					
5,000 to 10,000 ft. altitude-ident. by yellow dye on body	C3AZ 9A565-D	1	1	1	1	1				1	1			
Tag code C5ZF-B									1					
Tag codes C5ZF-G, H, C6DF-B													1	

• Not applicable to 1960/64 models

• Common to 289, 352 and 390 engines

DESCRIPTION AND RESTRICTIONS	PART NUMBER	CARB. PARTS LISTS												
		A	B	C	D	E	F	G	H	J	K	L	AD	
10,000 to 15,000 ft. altitude-ident. by black dye on body Tag code C5ZF-B Tag codes C5ZF-G, H	C3AZ 9A565-B	1	1	1	1	1				1				
0 to 5,000 ft. altitude-ident. by red dye on body Tag code C5ZF-A Tag code C6DF-A	C0AZ 9A565-C								1					1
5,000 to 10,000 ft. altitude Tag code C5ZF-A Tag code C6DF-A	C0AZ 9A565-A							1						1
10,000 to 15,000 ft. altitude-ident. by green dye on body Tag code C5ZF-A	C0AZ 9A565-B							1						1
FILLER - ACCELERATOR PUMP CAVITY	C3OZ 9F565-A	1	1	1	1									
GASKET - FLOAT VALVE SEAT	B7A 9569-A	1	1	1	1	1	1	1	1	1	1	1	1	1
BUSHING - ACCELERATOR PUMP OVERTRAVEL SPRING	C3AZ 9F569-A	1	1	1	1	1	1						1	1
SPRING - FLOAT DAMPENER	C3AZ 9F570-A	1	1	1	1	1	1	1	1	1	1	1	1	
RETAINER - ACCELERATOR PUMP CHECK VALVE - 1/4"-28 thread Washer (accel.pump valve return gasket)-1/4" flat	B8A 9575-A 374818-S(XX97A)	1	1	1	1									
HOUSING ASSY. - CHOKE-service pkg. includes (1) B8A 9853-A gasket Screw and washer assy. (choke housing to main body)-No. 8-32 x 1.76" fillister head	C6AZ 9A575-A 378547-S7-8(BB61B)			1	1	1	1	1	1	1	1	1	1	1
VALVE - ACCELERATOR PUMP CHECK - PLASTIC	C4AZ 9576-A						1	1	1	1	1	1	1	1
RETAINER - FAST IDLE ROD SEAL -	*B9AE 9A576-A										1	1	1	1
SCREW - PUMP DISCHARGE NOZZLE Washer-1/4" flat (buna coated aluminum)	C0AZ 9577-A 374370-S(XX94A)	1	1	1	1	1	1	1	1	1	1	1	1	1
LEVER - FAST IDLE CAM Nylon Screw (lever adjusting)-No. 6-32 x .75" hex. hd.	C3AZ 9F577-A C4AZ 9F577-B 372307-S(BB527)		1											
SPRING - FAST IDLE ADJUSTING LEVER - 4 1/2 coils-.20" I.D. -.58" long Spring (idle adjusting needle)	B8A 9578-B *40 9578	1	1	1	1	1	1	1	1	1	1	1	1	1
Screw (normal idle adjusting)- No. 10-32 x 1" special hex. head slotted	355107-S7(BB536)	1	1	1	1	1	1	1	1	1	1	1	1	1
PIN - FAST IDLE ADJUSTING LEVER	B9A 9579-A	1	1	1	1	1	1	1	1	1	1	1	1	1
SHAFT AND LEVER - THROTTLE - (brass shaft) Steel shaft-Service pkg. includes (2) 378360-S2 screws	*B8A 9581-B B8AZ 9581-D	1	1	1	1									
PLATE - THROTTLE Screw (throttle plate)-No. 8-32 x .38" fillister head -use with steel shaft	B8A 9585-E 378361-S2(UU43D)	2	2	2	2	2	2	2	2	2	2	2	2	2

* Not applicable to 1960/64

↓ Common to 289, 352 and 390 engines

DESCRIPTION AND RESTRICTIONS	PART NUMBER	CARB. PARTS LISTS												
		A	B	C	D	E	F	G	H	J	K	L	AD	
SCREW - THROTTLE PLATE - No.8-32x.42" oval head-tubular-(use with brass shaft)	B7A 9586-E	4	4	4	4									
Choke plate-No.6-32 oval head - (use with brass shaft)	B9A 9586-A	2	2											
GASKET - ECONOMIZER	C2AZ 9A588-B	1	1	1	1	1	1	1	1	1	1	1	1	
SPRING - THERMOSTATIC CHOKE - 9 coils	C2AZ 9A590-B	1	1											
CAM - FAST IDLE - tag codes C3AF-AK,AZ Tag code C3AF-AL, BA	C1AZ 9597-A	1	1											
	C1AZ 9597-B	1	1											
	C4GY 9597-A			1	1	1	1	1	1	1	1	1	1	
	C5AZ 9597-D						1					1	1	
Retainer (fast idle cam)-"C" washer	351825-S(XX9)	1	1	1	1	1	1	1	1	1	1	1	1	
RETAINER-FLOAT LEVER SHAFT	B7AZ 9599-B	1	1	1	1	1	1	1	1	1	1	1	1	
ROD - THERMOSTATIC CHOKE LEVER	C2AZ 9A599-A	1												
	C1AZ 9A599-A	1	1											
	C4AZ 9A599-A			1	1	1								
	C5AZ 9A599-B						1	1	1	1	1	1	1	
Ring (rod to shaft)	377918-S8B(XX14F)						1	1	1	1	1	1	1	
Retainer (rod to carburetor)	353610-S8(NN126)	1	1											
SPRING - PUMP LEVER RETURN	B8AZ 9636-A	1	1	1	1	1	1	1	1	1	1	1	1	
SHAFT AND LEVER - CHOKE HOUSING	C2AZ 9A753-A	1												
	C3AZ 9A753-A		1											
	C4AZ 9A753-B			1	1	1	1	1	1	1	1	1	1	
Retainer (shaft & lever to choke hsg.)-"C"washer Tag codes C6DF-A, B	353862-S8(XX10)	1	1				1						1	
Nut (shaft and lever to housing)-No. 8-36 hex. Lockwasher-No. 8	355829-S7(MM15)	1	1										1	
	34802-S7(X59)	1	1											
LINER - THERMOSTATIC CHOKE LEVER BUSHING	C2AZ 9A756-A	1	1											
LEVER & BUSHING-THERMOSTATIC CHOKE	C2AZ 9A757-A	1												
	C3AZ 9A757-A		1											
WASHER - CHOKE ROD SEAL -.66" long-.50" wide-.015" thick-.18" diam.hole (brass)- use with B7AZ 9B501-A seal	C4AZ 9C771-A	2	2	2	2	2	2	2	2	2	2	2	2	
SPACER - THERMOSTATIC CHOKE SHAFT	B7AZ 9812-A	1	1											
PISTON ASSY. - CHOKE	9840													
	C6AZ 9840-B			1	1	1	1	1	1	1	1	1	1	
Screw and washer assy. (piston to shaft & lever)- No.6-32 x 3/8" pan head-tag codes C6DF-A, B	50802-S7(U150)									1	1	1	1	
CLAMP - THERMOSTATIC CHOKE HOUSING	B6A 9842-A	1	1											
	C4AZ 9842-A			1	1	1	1	1	1	1	1	1	1	
Screw (clamp housing)-No. 8-32 x 1/2" Lockwasher-No. 8	31061-S8(U50)	3				3	3	3	3	3	3	3	3	
	34802-S7(X59)	3				3	3	3	3	3	3	3		

* Not applicable to 1960/64 models

• Common to 289, 352 and 390 engines

DESCRIPTION AND RESTRICTIONS	PART NUMBER	CARB. PARTS LISTS												
		A	B	C	D	E	F	G	H	J	K	L	AD	
HOUSING - CHOKE THERMOSTAT - identified by letters "TK"-service pkg. includes (1) C1AE 9871-A gasket	C0AE 9848-B	1	1											
Identified by letters "TN" - service pkg. includes (1) C1AE 9871-A gasket Tag codes C4AF-B, DD, EB, C5ZF-A, G	C4AZ 9848-A							1						
Ident. by letters "TW"-service pkg. includes (1) C1AE 9871-A gasket-tag code C6DF-A	C6AZ 9848-A			1		1	1					1		1
Identified by letters "TO" -service pkg. includes (1) C1AE 9871-A gasket Tag codes C4AF-AC, DE, EC, C4OF-BJ, BV, C5ZF-B, H; C6DF-B	C4AZ 9848-B				1					1	1			1
				1		1	1					1		1
HOUSING AND PLUGS - CHOKE - color identification "Green"	C2AZ 9849-A	1												
	C3AZ 9849-C		1											
	C4AZ 9849-A			1	1	1				1				
Screw (choke control housing to body)- No. 8-32 x 1 5/8" fillister head	26576-S7-8(U168B)	3	3											
Lockwasher-No. 8	34802-S7(X59)	3	3											
KIT - THERMOSTATIC CHOKE INSTALLATION With this kit the following parts must be used 1-C3AZ 9D530-A rod, 1-C1AZ 9A599-A rod, 1-375894-S7-8 clip	C2AZ 9850-D	1	1											
Screw (choke plate pulldown adjusting)- No. 10-32 x .62" set	378273-S7-8(UU26J)		1											
GASKET - THERMOSTATIC CHOKE HOUSING	B8A 9853-A	1	1	1	1	1	1	1	1	1	1	1	1	1
SHIELD - CHOKE THERMOSTAT	B8A 9861-A	1	1											
	C4AZ 9861-A			1	1	1	1	1	1	1	1	1	1	1
Screw and washer (shield to housing)- No. 8-32 x 3/8" fillister head	43248-S8(U72)	1	1	1	1	2	2	2	2	2	2	2	2	2
GASKET - THERMOSTATIC CHOKE HOUSING	C1AZ 9871-A	1	1	1	1	1	1	1	1	1	1	1	1	1
Lockwasher-No. 8	34802-S7(X59)							3						
SCREW - THERMOSTATIC CHOKE HOUSING COVER -1.15" long-No. 8-32 male and female threads	C3AZ 9B874-A		3											
LEVER - ACCELERATOR PUMP OVERTRAVEL - service pkg. includes (1) C3AZ 9F569-A bushing	B8AZ 9919-A	1	1	1	1	1	1						1	1
Retainer (pump overtravel lever to throttle shaft)-"C" washer	374035-S(XX13C)	1	1	1	1	1	1						1	1
Ring (lever to shaft)-1/8" retaining	377918-S8B(XX14F)			1	1	1								
COVER - ECONOMIZER VALVE	B7A 9930-A	1	1	1	1	1	1	1	1	1	1	1	1	1
Screw (economizer valve cover to main body)- No. 8-32 x 1/2" fillister head	31061-S8(U50)	4	4	4	4									
Lockwasher-No. 8	34802-S7(X59)	4	4	4	4									
Screw and washer (economizer valve cover to main body)-No. 8-32 x 3/8" fillister head	43248-S8(U72)					4	4	4	4	4	4	4	4	4
SCREEN - FILTER	B7A 9938-A	1	1	1	1	1	1	1	1					

* Not applicable to 1960/64 models

‡ Common to 289, 352 and 390 engines

DESCRIPTION AND RESTRICTIONS	PART NUMBER	CARB. PARTS LISTS											
		12A THRU 12R											
		A	B	C	D	E	F	G	H	J	K	L	R
GASKET SET - Tag code C30F-AJ	B7AZ 9502-D	1		1	1	1	1	1	1	1			1
Tag code C6PF-M	B7AZ 9502-A		1										
KIT - TUNE UP	C2SZ 9A586-C	1	1	1	1	1	1	1	1	1			
	C2SZ 9A586-A												1
REPAIR KIT	B8AZ 9590-H	1	1	1	1	1	1	1	1	1			1
Connector (distributor vacuum tube to carb.)- 1/8" pipe thread	358165-S(II-65)	1											
Screw (to set secondary idle air flow)- No. 10-32 set	370875-S8B(UU23)	1		1	1	1	1	1					
Tag code C30F-AJ			1										
Cap-tube-3/16"-use to cap vac. tube opening	380614-S(DD3)												1
GASKET - FUEL INLET Tag code C30F-AJ	C2AZ 9229-A	1		1									
SEAL - FAST IDLE ROD-1/8" x 1/2" O. D. - felt-use with C4AZ 9C771-A washer	B7AZ 9B501-A	1	1	1	1	1	1	1	1	1			1
.90" long-.44" wide-.05" thick-.133" diam. hole (nylon)	C7AZ 9B501-A	1	1	1	1	1	1	1	1	1			
KIT - SECONDARY THROTTLE DIAPHRAGM WITH LEVER	B8AZ 9503-C	1	1	1	1	1	1	1	1	1			1
Nut(diaphragm to lever)-1/8" spring	374177-S2(MM265)	1	1	1	1	1	1	1	1	1			1
SPRING - SECONDARY THROTTLE DIAPHRAGM RETURN- 6 coils-1.05" O. D. - .31" I. D.	B8AZ 9B504-D	1		1	1	1	1	1					1
Tag code C30F-AJ			1										
6 coils-1.05" O. D. -.31" I. D.	C6AZ 9B504-A								1	1			
Tag code C6PF-M			1										
COVER - SECONDARY THROTTLE DIAPHRAGM	B8A 9507-A	1	1	1	1	1	1	1	1	1			1
Screw & washer assy. (diaphragm cover to carb.)-No. 8-32 x 3/4"	43395-S8(U75)	4	4	4	4	4	4	4	4	4			4
WEIGHT - PUMP DISCHARGE BALL - .109" O. D. -.88" long	C2OZ 9B511-A	1	1	1	1	1	1	1	1	1			1
BODY - MAIN - includes throttle shaft & plate Tag code C30F-AJ	C3OZ 9512-B	1											
Plug (to plug drill passages in main body)-5/16" Tag code C30F-AJ	359409-S(PP59)	4	1										
Plug (to plug hole from bowl to accelerator pump)-1/8" cup Tag code C30F-AJ	359353-S(PP58)	1	4										
Ball (accel. pump inlet passage)-3/16" steel Tag code C30F-AJ	371350-S(AA4)	1	1										
BAFFLE - EQUALIZER PASSAGE	C2SZ 9A517-A	2	2	2	2	2	2	2	2	2			2
ADAPTOR - FUEL INLET Tag code C30F-AJ	C0AE 9A520-A	1		1									
SUPPORT - BOOSTER VENTURI Primary	9A523												
Identified by letter "K" Tag code C30F-AJ	C2AZ 9A523-C	1		1									
Identified by letters "DC"-tag code C6PF-M	C7AZ 9A523-E			1									
Identified by letter "M"-tag codes C40F-AL, AT, BU, BT, C4ZF-G, H, C50F-J, L, T, C6ZF-C	C4OZ 9A523-B					1		1					

* Not applicable to 1960/64 models

DESCRIPTION AND RESTRICTIONS	PART NUMBER	CARB. PARTS LISTS											R			
		A	B	C	D	E	F	G	H	J	K	L				
SUPPORT - BOOSTER VENTURI	9A523 - continued															
Primary - continued																
Identified by letters "MA"-tag codes C5OF-K, M, T, C6ZF-F	C4OZ 9A523-C				1		1									
Identified by letters "CH"	C5ZZ 9A523-B															1
Secondary																
Identified by letter "A"	C5ZZ 5A523-C															1
Identified by letters "BA"	B8AZ 9A523-L	1				1		1								
Tag code C3OF-AJ				1												
Identified by letters "FA"-tag code C6PF-M	C6AZ 9A523-D			1												
Screw (venturi secondary support to carb.)- 1/4"-20 x 1" pan head	38294-S8(U141)	1	1	1	1	1	1	1	1	1	1	1	1	1	1	1
Ball (accel.pump discharge valve)-3/16" steel	371350-S(AA4)	1	1	1	1	1	1	1	1	1	1	1	1	1	1	1
HORN - AIR - LESS SHAFT	C2SZ 9524-C	1			1	1	1	1	1	1						1
Tag code C3OF-AJ				1												
Tag code C6PF-M	C6AZ 9524-D			1												
Screw & washer (horn & plugs to main body)- No. 10-32 x 5/8"	43256-S8	8	8	8	8	8	8	8	8	8	8	8	8	8	8	8
COVER - ACCELERATOR PUMP	C4AZ 9528-B				1	1	1	1	1	1	1	1	1	1	1	1
Tag code C6PF-M				1												
Tag code C3OF-AJ	B8A 9528-A	1														
Screw & washer (cover to carb.)- No. 8-32 x 5/8"	43255-S8(U74)	4														
Tag code C3OF-AJ				1												
Screw (cover to carb.)-No.8-32 x 9/16" fill. hd. Tag code C6PF-M	379436-S8B(UU43F)			4	4	4	4	4	4	4	4	4	4	4	4	4
LINK - ACCELERATOR PUMP	*C0AE 9529-B	1														
Tag code C3OF-AJ				1												
Tag code C6PF-M	C4AZ 9529-B				1	1	1	1	1	1	1	1	1	1	1	1
Pin (accelerator pump link to cover)- .187" x .50" diameter roll	353847-S8(NN109A)	1						1								
Tag code C3OF-AJ				1												
ROD - FAST IDLE CAM	C1AE 9D530-A	1														
	C3AZ 9D530-A			1							1	1				1
Retainer (fast idle cam rod)-"C" washer	351825-S(XX9)	2	2	2				2		2	2	2	2	2	2	2
COMPENSATOR ASSY. - HOT IDLE	C0LE 9B532-B										1	1				1
Tag code C6PF-M				1												
Screw (hot idle compensator to air horn)- No. 8-32 x 3/4" fillister head	31093-S7-8(U52)										2	2				2
Tag code C6PF-M				2												
JET - MAIN METERING - PRIMARY	9533															
No. 54 - 0 to 5,000 ft. altitude	C1AE 9533-A	2														
Tag code C3OF-AJ																
No. 54 - 0 to 5,000 ft. altitude	C1AE 9533-A			2												
Tag codes C4OF-AL, AT, BU, BT, C4ZF-G, H																
No. 51F - 0 to 5,000 ft. altitude	C3DZ 9533-B							2								
No. 49F - 5,000 to 10,000 ft. altitude	C3DZ 9533-C							2								
No. 47F - 10,000 to 15,000 ft. altitude	C3UZ 9533-E							2								
Tag codes C5OF-J, L, T; C6ZF-C																
No. 52F - 0 to 5,000 ft. altitude	C3UZ 9533-A							2		2						
No. 50F - 5,000 to 10,000 ft. altitude	C3UZ 9533-C							2		2						
No. 48F - 10,000 to 15,000 ft. altitude	C3UZ 9533-D							2		2						
Tag code C5OF-K, M, U, C6ZF-F																
No. 50F - 0 to 5,000 ft. altitude	C3UZ 9533-C							2		2						
No. 48F - 5,000 to 10,000 ft. altitude	C3UZ 9533-D							2		2						
No. 46F - 10,000 to 15,000 ft. altitude	C3AZ 9533-G							2		2						

* Not applicable to 1960/64 models

DESCRIPTION AND RESTRICTIONS	PART NUMBER	CARB. PARTS LISTS											R			
		A	B	C	D	E	F	G	H	J	K	L				
JET-MAIN METERING-PRIMARY-continued	9533															
Tag codes C4GF-AE, AZ, C5ZF-D, F, K, M; C6ZF-B																
No. 48F - 0 to 5,000 ft. altitude	C3UZ 9533-D			2		2	2	2								2
No. 46F - 5,000 to 10,000 ft. altitude	C3AZ 9533-G			2		2	2	2								2
No. 44F - 10,000 to 15,000 ft. altitude	C3OZ 9533-G			2		2	2	2								
Tag code C6PF-M																
No. 51F-0 to 5,000 ft. altitude	C3DZ 9533-B		2													
No. 49F-5,000 to 10,000 ft. altitude	C3DZ 9533-C	2														
JET - MAIN METERING - SECONDARY																
No. 57F-0 to 5,000 ft. altitude	C3OZ 9533-A															2
No. 55F-5,000 to 10,000 ft. altitude	C3UZ 9533-B															2
No. 64 - 0 to 5,000 ft. altitude	C3OZ 9533-C	2														
Tag code C3OF-AJ																
No. 64 - 0 to 5,000 ft. altitude	C3OZ 9533-C		2													
Tag codes C4OF-AL, AT, BU, BT, C4ZF-G, H																
No. 70F - 0 to 5,000 ft. altitude	C3TZ 9533-G				2											
No. 68F - 5,000 to 10,000 ft. altitude	C3TZ 9533-F				2											
No. 66F - 10,000 to 15,000 ft. altitude	C3TZ 9533-E				2											
Tag codes C5OF-J, L, T; C6ZF-C																
No. 68F - 0 to 5,000 ft. altitude	C3TZ 9533-F				2		2									
No. 66F - 5,000 to 10,000 ft. altitude	C3TZ 9533-E				2		2									
No. 64F - 10,000 to 15,000 ft. altitude	C3AZ 9533-C				2		2									
Tag codes C5OF-K, M, U, C6ZF-F																
No. 69F - 0 to 5,000 ft. altitude	C3TZ 9533-B				2		2									
No. 67F - 5,000 to 10,000 ft. altitude	C3TZ 9533-D				2		2									
No. 65F - 10,000 to 15,000 ft. altitude	C3TZ 9533-A				2		2									
Tag code C6PF-M																
No. 71F - 0 to 5,000 ft. altitude	C6AZ 9533-B		2													
No. 69F - 5,000 to 10,000 ft. altitude	C3TZ 9533-B		2													
LEVER - CHOKE BELLCRANK ADJUSTING	B8AZ 9A535-A	1														
Lever - choke control-tag code C3OF-AJ	C3AZ 9A535-A		1													
Screw & lockwasher (bellcrank choke adjusting lever to shaft)-No. 8-32 x 5/8" fillister head	43395-S8(U75)	1														
Nut - No. 8-32 plain	34126-S8(M146)	1														
GASKET - BOOSTER VENTURI SUPPORT	B8AZ 9A536-A	2	2	2	2	2	2	2	2	2	2	2	2	2	2	2
LEVER - FAST IDLE ADJUSTING	B9A 9538-A	1														
Tag code C3OF-AJ			1													
Tag codes C4OF-AL, AT, BU, BT, C4ZF-G, H	C4AZ 9538-A			1		1		1	1	1	1					1
Tag code C6PF-M			1		1											
Tag codes C5OF-J, K; C6ZF-C, F	C4AZ 9538-B				1		1									
	C7AZ 9538-A													1	1	1
Nut (lever to throttle shaft)-No. 10-32 hex.	34079-S7(M163)	1	1	1	1	1	1	1	1	1	1	1	1	1	1	1
Lockwasher - No. 10	34803-S7(X60)	1	1	1	1	1	1	1	1	1	1	1	1	1	1	1
SPRING - accelerator pump overtravel	B8AZ 9A538-A	1		1	1	1	1	1	1	1	1					1
Tag code C3OF-AJ			1													
	C7AZ 9A538-D													1	1	1
SCREW - FAST IDLE ADJUSTING - No. 10-32 x 1.12"	C4AZ 9B538-A	1	1	1	1	1	1	1	1	1	1	1	1	1	1	1
NEEDLE - IDLE ADJUSTING	C8AZ 9541-C	2	2	2	2	2	2	2	2	2	2	2	2	2	2	2
LEVER - CHOKE CONTROL	C2AZ 9D541-A	1														
Screw (choke plate adjusting swivel to choke control rod)-No. 6-32 x 1/8" hex. socket hd. set	354293-S8(UU27)	1														

* Not applicable to 1960/64 models

DESCRIPTION AND RESTRICTIONS	PART NUMBER	CARB. PARTS LISTS										12A THRU 12R				
		A	B	C	D	E	F	G	H	J	K	L	R			
ROD - accelerator pump link to throttle lever - service pkg. includes (5) pieces 375894-S7 clip Tag code C30F-AJ	C0AZ 9B542-A	1														
Accelerator pump link to overtravel lever Tag code C6PF-M	C4AZ 9B542-A			1	1	1	1	1	1	1	1					1
Clip (accelerator pump link to throttle lever rod to overtravel pump lever)	375894-S7-8(GG215)	1	1	1	1	1	1	1	1	1	1					1
PLATE - CHOKE	C2AZ 9545-A	1	1	1	1	1	1	1	1	1	1					1
Screw (choke plate)-No.6-32 x .31" pan head- (use with steel shaft)	378360-S2(UU81J)	2	2	2	2	2	2	2	2	2	2					
Screw(choke plate)-No.6-32 x .31" pan head	381761-S(UU81JA)															2
SHAFT AND LEVER - CHOKE -brass shaft Tag code C30F-AJ	*C2AZ 9546-C	1														
	C4TZ 9546-A		1		1		1									
Tag code C6PF-M	C5AZ 9546-B		1													1
Steel shaft	C2AZ 9546-D	1														
Tag code C30F-AJ			1													
DASHPOT ASSY.	C1AZ 9B549-A			1	1	1	1	1	1	1	1					1
Nut-5/16"-24	33923-S7(M32)			1	1	1	1	1	1	1	1					1
FLOAT - PRIMARY Tag codes C40F-AL, AT, BU, BT, C4ZF-G, H, C30F-AJ	C1AZ 9550-A	1		1		1		1								
Tag codes C50F-J, K, L, M, T, U	C6AZ 9550-C				1		1									1
FLOAT - SECONDARY	C6AZ 9550-C	1	1	1	1											1
BRACKET - DASHPOT MOUNTING	B8AZ 9B550-B			1	1	1	1	1	1	1	1					1
Screw & washer (dashpot mounting bracket to carb.)-No.10-32 x 1/2"	43252-S8(U77)			1	1	1	1	1	1	1	1					1
PLATE-AIR DISTRIBUTION-tag code C6PF-M	C3MY 9F553-A		1													
PIN - FLOAT HINGE	B8A 9558-A	2	2	2	2	2	2	2	2	2	2					
SWIVEL - CHOKE PLATE ADJUSTING -Tag code C6PF-M	C5AZ 9F558-A		1													1
DIAPHRAGM - ACCELERATOR PUMP Tag code C30F-AJ	C2AZ 9B559-A	1														
	C4AZ 9B559-A		1	1	1	1	1	1	1	1	1					1
Tag code C6PF-M			1													
SPRING - CHOKE PLATE	C4TZ 9560-B				1		1									
GASKET - FLOAT BOWL	C2SZ 9561-A	1	1	1	1	1	1		1	1						
	C5OZ 9561-A															1
GASKET - ECONOMIZER COVER	B7A 9563-A	1	1	1	1	1	1	1	1	1	1					1
SWIVEL - CHOKE PLATE ADJUSTING	C4TZ 9D563-A				1		1									
KIT - FUEL INLET VALVE - includes (1) B7A 9569-A gasket & (1) B7AZ 9599-B retainer	C2AZ 9564-D	2	2	2	2	2	2	2	2	2	2					2
NUT - CHOKE PLATE ADJUSTING	C4TZ 9D564-A				1		1									
ECONOMIZER	C0AZ 9A565-A	1														
Identified by color "Orange" -tag code C30F-AJ	C3OZ 9A565-A		1													
0 to 5,000 ft. altitude-tag code C6PF-M	C0AZ 9A565-A		1													
5,000 to 10,000 ft. altitude-	C0AZ 9A565-B		1													
Identified by color "Green"- tag code C6PF-M																
0 to 5,000 ft. altitude	C0AZ 9A565-A			1	1	1	1	1	1	1	1					1
Identified by color "Green"	C0AZ 9A565-B			1	1	1	1	1	1	1	1					1
5,000 to 10,000 ft. altitude																
Identified by color "Yellow"																
10,000 to 15,000 ft. altitude	C3AZ 9A565-D			1	1	1	1	1								

* Not applicable to 1960/64 models

DESCRIPTION AND RESTRICTIONS	PART NUMBER	CARB. PARTS LISTS											12A THRU 12R		
		A	B	•C	D	•E	F	•G	•H	•J	•K	•L	R		
GASKET - VALVE SEAT	B7A 9569-A	2	2	2	2	2	2	2	2	2	2	2	2		
BUSHING - ACCELERATOR PUMP OVERTRAVEL SPRING Tag code C3OF-AJ	C3AZ 9F569-A			1	1	1	1	1	1	1			1		
SPRING - PRIMARY FLOAT DAMPENER Tag code C3OF-AJ	C3AZ 9F570-A			1	1	1	1	1							
SPRING - SECONDARY FLOAT DAMPENER Tag code C3OF-AJ	C3AZ 9F571-A			1	1	1	1	1							
RETAINER - ACCELERATOR PUMP CHECK VALVE - 1/4"-28 thread Tag code C3OF-AJ	B8A 9575-A	1													
Secondary vacuum control valve spring- .133" O. D. x .06" thick	B8AZ 9575-B	1													
Washer (accel. pump valve return gasket)- 1/4" flat Tag code C3OF-AJ	374818-S(XX97A)	1													
HOUSING ASSY. -CHOKE-service pkg. Includes (1)B8A 9853-A gasket-tag code C6PF-M	C6AZ 9A575-A			1									1		
Screw and washer(housing assy. to main body)- No. 8-32 x 1.76" fillister head Tag code C6PF-M	378547-S7-8(BB61B)							3	3	3			3		
BALL - SECONDARY VACUUM CHECK VALVE - 1/8" diameter Inlet pump check valve- Tag code C6PF-M	78 9576	1		1		1		1	1	1			1		
VALVE - PUMP CHECK - PLASTIC Tag code C6PF-M	C4AZ 9576-A			1	1	1	1	1	1	1			1		
SCREW - PUMP DISCHARGE NOZZLE Washer - 1/4" flat (buna coated aluminum)	C0AZ 9577-A 374370-S(XX94A)	1 1	1 1	1 1	1 1	1 1	1 1	1 1	1 1	1 1			1 1		
LEVER - FAST IDLE CAM -tag code C3OF-AJ Tag code C6PF-M	C3AZ 9F577-A C4AZ 9F577-B		1 1										1 1		
Screw (lever adjusting)-No. 6-32 x .75" hex. hd. Tag code C6PF-M	372307-S(BB527)			1		1		1	1	1			1		
SPRING - SECONDARY VACUUM CONTROL VALVE -16 coils-.11" O. D. -.375" long Tag code C3OF-AJ	B8A 9578-A	1											1		
Fast idle adjusting lever-4 1/2 coils- .20" I. D. -.58" long	B8A 9578-B	1	1	1	1	1	1	1	1	1					
Idle adjusting needle	*40 9578	2	2	2	2	2	2	2	2	2	2	2	2		
Screw (normal idle adjusting)-No. 10-32 x 1" special hex. head slotted	355107-S7(BB536)	1	1	1	1	1	1	1	1	1			1		
PIN - FAST IDLE ADJUSTING LEVER	B9A 9579-B	1	1	1	1	1	1	1	1	1			1		
SHAFT & LEVER - THROTTLE-brass shaft Steel shaft-service pkg.incl.(1)378360-S2 screw Tag code C3OF-AJ Tag code C6PF-M	*B8A 9581-C B8AZ 9581-D C3OZ 9581-A	1 1		1 1	1 1	1 1	1 1	1 1	1 1	1 1			1 1		
PLATE - THROTTLE - PRIMARY	B8A 9585-F B8A 9585-E	2 2	2 2	2 2	2 2		2						2 2		
Screw (throttle plate)-No. 8-32 x .38" fill. hd. - (use with steel shaft)	378361-S2(UU43D)	4	4	4	4	4	4	4	4	4			4		
PLATE - THROTTLE - SECONDARY	B8A 9585-G C5ZZ 9585-A	2 2	2 2		2		2						2 2		
Screw (throttle plate)-No. 8-32 x .38" fill. hd. - (use with steel shaft)	378361-S2(UU43D)	4	4	4	4	4	4	4	4	4			4		

* Not applicable to 1960/64 models

DESCRIPTION AND RESTRICTIONS	PART NUMBER	CARB. PARTS LISTS											R				
		A	B	C	D	E	F	G	H	J	K	L					
SCREW-THROTTLE PLATE-No. 8-32 x 42" tubular-(use with brass shaft) Tag code C3OF-AJ	B7A 9586-E	8															
Choke plate-No. 6-32 oval head (use w/brass shaft) Tag code C3OF-AJ	B9A 9586-A	2															
GASKET - ECONOMIZER	C2AZ 9A588-B	1	1	1	1	1	1	1	1	1	1						1
SPRING - THERMOSTATIC CHOKE - 8 coils Tag code C3OF-AJ	C2AZ 9A590-A	1		1													
LEVER & SHAFT - SECONDARY THROTTLE PLATE-steel shaft	B8AZ 9A592-E	1	1		1		1										1
Screw (shaft to curb idle air flow)-No. 10-32 x .38" set-tag codes C6ZF-A, B, C, D, E, F Tag code C6PF-M	370875-S8B(UU23)							1	1	1	1						1
BRACKET ASSY. - CHOKE CONTROL	C3TZ 9595-A				1		1										
Screw and lockwasher (bracket to main body)- No. 8-32 x 1/2" fillister head	43251-S8(U73)				2		2										
ROD - SECONDARY DIAPHRAGM CONTROL	B8A 9596-A	1	1	1	1	1	1	1	1	1	1						1
Retainer (rod to lever)	353610-S8(NN126)	1	1	1	1	1	1	1	1	1	1						1
CAM - FAST IDLE Tag code C3OF-AJ	C1AZ 9597-B	1															
Tag code C6PF-M	C5AZ 9597-D		1														1
Retainer (fast idle cam)-"C" washer	351825-S(XX9)	1	1	1	1	1	1	1	1	1	1						1
RETAINER - FLOAT LEVER SHAFT	B7AZ 9599-B	2	2	2	2	2	2	2	2	2	2						2
ROD - THERMOSTATIC CHOKE LEVER	C2AZ 9A599-A	1															
Tag code C3OF-AJ	C1AZ 9A599-A		1														
Rod (choke control) Tag code C6PF-M	C4TZ 9A599-A				1		1										
Retainer (rod to carburetor)	353610-S8(NN126)	1	1					1									1
Ring (rod retaining)-1/8" retaining Tag code C6PF-M	377918-S8B(XX14F)		1				1		1	1	1	2	2	2			
SPRING - PUMP LEVER RETURN	B8AZ 9636-A	1	1	1	1	1	1	1	1	1	1						1
SHAFT AND LEVER - CHOKE HOUSING	C2AZ 9A753-A	1															
Tag code C3OF-AJ	C3AZ 9A753-A		1														
Tag Code C6PF-M	C4AZ 9A753-B		1														1
Retainer (shaft & lever to choke hsg.)-"C" washer	353862-S8(XX10)	1	1						1	1	1						1
Nut (shaft & lever to housing)-No. 8-36 hex.	355829-S7(MM15)	1	1														
Lockwasher - No. 8	34802-S7(X59)	1	1														
LINER - THERMOSTATIC CHOKE LEVER BUSHING Tag code C3OF-AJ	C2AZ 9A756-A	1															
LEVER & BUSHING-THERMOSTATIC CHOKE Tag code C3OF-AJ	C2AZ 9A757-A	1															
C3AZ 9A757-A			1														
WASHER - CHOKE ROD SEAL -.66" long-.50" wide-.015" thick-.18" diam. holes (brass)-use with B7AZ 9B501-A seal	C4AZ 9C771-A	2	2	2	2	2	2	2	2	2	2						1
CLAMP - CHOKE CABLE	C3AZ 9792-A				1		1										
Screw (clamp to brkt.)-No. 8-32 x 1/2" fill. hd.	31061-S8(U50)				1		1										
Nut-No. 8-32-plain	34126-S8B(M146)				1		1										
SPACER - THERMOSTATIC CHOKE SHAFT Tag code C3OF-AJ	B7AZ 9812-A	1															
PISTON ASSY. -CHOKE-tag code C6PF-M	C6AZ 9840-B		1														1
Screw & washer assy. (piston to shaft)-No. 6- 32 x 3/8" pan hd. -tag code C6PF-M	50802-S7(U150)								1	1	1						1
			1														

* Not applicable to 1960/64 models

DESCRIPTION AND RESTRICTIONS	PART NUMBER	CARB. PARTS LISTS												R	
		A	B	C	D	E	F	G	H	J	K	L			
CLAMP - THERMOSTATIC CHOKE HOUSING Tag code C3OF-AJ	B6A 9842-A	1													
Tag code C6PF-M	C4AZ 9842-A		1												
Screw (clamp housing)-No. 8-32 x 1/2"	31061-S8(U50)	3	3	3		3		3	3	3	3	3	3		3
Lockwasher - No. 8	34802-S7(X59)	3	3	3		3		3							
HOUSING - CHOKE THERMOSTAT - identified by letters "TK"-service pkg. includes (1) C1AE 9871-A gasket Tag code C3OF-AJ	C0AE 9848-B	1													
Ident. by letters "TN"-service pkg. includes (1) C1AE 9871-A gasket	C4AZ 9848-A		1												1
Identified by letters "TO"-service pkg. includes (1) C1AE 9871-A gskt. -tag code C6PF-M	C4AZ 9848-B		1												
HOUSING AND PLUGS - CHOKE- tag code C3OF-AJ	C3AZ 9849-B		1												
Color identification "Red" or "Orange"	C2AZ 9849-C	1													
Screw (choke control housing to body)- No. 8-32 x 1 5/8" fillister head	26576-S7-8(U168B)	3	3												
Lockwasher - No. 8	34802-S7(X59)	3	3												
Screw and washer (housing and plugs to main body)-No. 8-32 x 1.76" fillister head	378547-S7-8(BB61B)				3										
CONTROL - THERMOSTATIC CHOKE Kit (thermostatic choke installation)-with this kit the following parts must be used (1)-C3AZ 9D530-A rod, (1)-C1AZ 9A599-A rod, & (1)-375894-S7-8 clip Tag code C3OF-AJ	C2AZ 9850-D	1													
Screw (choke plate pulldown adjusting)- No. 10-32 x .62" set - tag code C3OF-AJ	378273-S7-8(UU26J)		1												
GASKET - THERMOSTATIC CHOKE HOUSING	B8A 9853-A	1	1	1		1		1	1	1					1
SHIELD - CHOKE THERMOSTAT Tag code C3OF-AJ	B8A 9861-A	1													
Tag code C6PF-M	C4AZ 9861-A		1												1
Screw & washer (shield to housing)- No. 8-32 x 3/8" fillister head	43248-S8(U72)	2	2	2		2		2	2	2					2
GASKET - THERMOSTATIC CHOKE HOUSING	C1AZ 9871-A	1	1	1		1		1	1	1	1	1	1	1	1
LEVER - ACCELERATOR PUMP OVERTRAVEL - service pkg. includes (1) C3AZ 9F569-A bushing Tag code C3OF-AJ	B8AZ 9919-A	1		1	1	1	1	1	1	1	1				1
Retainer (pump overtravel lever to throttle shaft)-"C" washer Tag code C3OF-AJ	374035-S(XX13C)	1		1	1	1	1	1	1	1	1				1
COVER - ECONOMIZER VALVE	B7A 9930-A	1	1	1	1	1	1	1	1	1	1				1
Screw (economizer valve cover to main body)- No. 8-32 x 1/2" fillister head Tag code C3OF-AJ	31061-S8(U50)	4													
Lockwasher - No. 8	34802-S7(X59)	4	4												
Screw and washer (economizer valve cover to main body)-No. 8-32 x 3/8" fillister head Tag code C6PF-M	43248-S8(U72)			4	4	4	4	4	4	4	4				4
SCREEN - FILTER Tag code C3OF-AJ	B7A 9938-A	1		1											
TUBE - SECONDARY THROTTLE CONTROL VACUUM-std. size-use with new air horn only .002" O/S-use as service replacement for B8A 9997-A tube only Tag code C3OF-AJ	B8A 9997-A	1	1	1	1	1	1	1	1	2	2				1
	B8A 9997-B	1		1	1	1	1	1	2	2					
			1												

* Not applicable to 1980/84 models

DESCRIPTION AND RESTRICTIONS	PART NUMBER	CARB. PARTS LISTS												
		A	B	C	D	E	F	G	H	J	K	L	M	
GASKET SET	C2OZ 9502-C	1	1	1	1	1	1	1	1	1	1	1	1	
KIT - TUNE UP	C0AZ 9A586-E	1	1	1	1	1	1	1	1	1	1	1	1	
REPAIR KIT	B9AZ 9590-E	1	1	1	1	1	1	1	1	1	1	1	1	
Connector (distributor vacuum tube to carb.)- 1/8" pipe thread	358165-S(II-65)	1	1	1	1	1	1	1	1	1	1	1	1	
Stud-5/16"-18-24 x 1.50"	* 88391-S8	4	4	4	4	4								
Nut-5/16"-24	351089-S8(MM20)	4	4	4	4	4								
Lockwasher-5/16" .109" O.D. -.88" long	34806-S7(X64)	4	4	4	4	4								
SEAL - FAST IDLE ROD	B7AZ 9B501-A	1	1	1	1	1	1	1	1	1	1	1	1	
WEIGHT - PUMP DISCHARGE BALL -	C2OZ 9B511-A	1	1	1	1	1	1	1	1	1	1	1	1	
BODY - MAIN -use with tag code DBA0AA Use with tag code DBA0BA	*C0AE 9512-B	1												
	*C0AE 9512-K				1									
Except with tag codes DBA0AA & DBA0BA Except with tag code DBA0AA Except with tag code DBA0BA		1				1	1							
	C2AZ 9512-B		1					1	1	1	1	1	1	
Plug (to plug drill passages in main body)-5/16"	359409-S(PP59)	2	2	2	2	2	2	2	2	2	2	2	2	
Ball (accelerator pump inlet passage)-3/16" steel	371350-S(AA4)	1	1	1	1	1	1	1	1	1	1	1	1	
Plug (to plug hole from bowl to accelerator pump)-1/8" cup	359353-S(PP58)	1	1	1	1	1	1	1	1	1	1	1	1	
Cap (attaches to spark vacuum tube)-3/16" tube	380614-S(DD3)												1	
ADAPTOR - FUEL INLET - 1/2"-20 internal- 9/16"-24 external threads-.80" long	B7AZ 9A520-A							1	1	1	1			
	C0AE 9A520-A							1	1	1	1	1	1	
SUPPORT - BOOSTER VENTURI	9A523													
Identified by letter "D"-tag codes DBA0AA, DBA0BA	*C0KE 9A523-A	1	1											
Identified by letters "DB" Except tag code DBA0AA Except with tag code DBA0BA Use with tag codes C2AE-Y, Z	C1AZ 9A523-A	1			1	1	1	1	1				1	
Identified by letter "W" Use with tag codes C2AE-AA, AB	C1AZ 9A523-F									1	1	1	1	
Identified by letters "CA" Ball (accelerator pump discharge valve)- 3/16" steel	C3AZ 9A523-F												1	
	371350-S(AA4)	1	1	1	1	1	1	1	1	1	1	1	1	
HORN - AIR - LESS SHAFT - service pkg. includes (1) C2OZ 9561-B gasket	C0AZ 9524-C	1	1	1	1	1	1	1	1	1	1	1	1	
Screw and washer (horn and plugs to main body)- No. 10-32 x 5/8"	43256-S8	4	4	4	4	4	4	4	4	4	4	4	4	
COVER - ACCELERATOR PUMP - LESS LINK	B8A 9528-A	1	1	1	1	1	1	1	1	1	1	1	1	
	C4AZ 9528-B												1	
Screw & washer (cover to carb.)-No.8-32 x 5/8"	43255-S8(U74)	4	4	4	4	4	4	4	4	4	4	4	4	
Screw (cover to carburetor)-No.8-32 x 9/16" fill head	379436-S8B(UU43F)												4	
LINK - ACCELERATOR PUMP	C0AE 9529-A	1	1	1	1	1	1	1	1	1	1	1	1	
	C4AZ 9529-B												1	
Pin (link to cover)-.187" x .50" diam. roll	353847-S8(NN109A)	1	1	1	1	1	1	1	1	1	1	1	1	
ROD - FAST IDLE CAM	C1AE 9D530-A	1	1	1	1	1	1	1	1	1	1	1	1	
	C3AZ 9D530-A												1	
Retainer (fast idle cam rod)-"C" washer	351825-S(XX9)	2	2	2	2	2	2	2	2	2	2	2	2	

⚡ Parts lists identified by symbol ⚡ are common to 221, 260, 289 and 292 engines

DESCRIPTION AND RESTRICTIONS	PART NUMBER	CARB. PARTS LISTS 13 A THRU 13 M												
		A	B	C	D	E	F	G	H	J	K	L	M	
JET - MAIN METERING	9533													
Tag code DBA0AA														
No. 48 - 0 to 5,000 ft. altitude	78 9533-B	2												
No. 46 - 5,000 to 10,000 ft. altitude	78 9533-C	2												
No. 44 - 10,000 to 15,000 ft. altitude	B7A 9533-B	2												
Tag codes DBA0AB, DBA0AC, DBA0BA														
No. 47 - 0 to 5,000 ft. altitude	59A 9533-C	2	2											
No. 45 - 5,000 to 10,000 ft. altitude	59A 9533-D	2	2											
No. 43 - 10,000 to 15,000 ft. altitude	922A 9533-A	2	2											
No. 46 - 0 to 5,000 ft. altitude	78 9533-C					2								
No. 44 - 5,000 to 10,000 ft. altitude	B7A 9533-B					2								
No. 43 - 10,000 to 15,000 ft. altitude	922A 9533-A					2								
Tag code DBA0BB & DBA0BC														
No. 46 - 0 to 5,000 ft. altitude	78 9533-C			2										
No. 44 - 5,000 to 10,000 ft. altitude	B7A 9533-B			2										
No. 43 - 10,000 to 15,000 ft. altitude	922A 9533-A			2										
No. 47 - 0 to 5,000 ft. altitude	59A 9533-C				2		2							
No. 45 - 5,000 to 10,000 ft. altitude	59A 9533-D				2		2							
No. 43 - 10,000 to 15,000 ft. altitude	922A 9533-A				2		2							
No. 48 - 0 to 5,000 ft. altitude	C1AZ 9533-A							2			2			
No. 46 - 5,000 to 10,000 ft. altitude	C1AZ 9533-B							2			2			
No. 44 - 10,000 to 15,000 ft. altitude	C1AZ 9533-F							2			2			
No. 46 - 0 to 5,000 ft. altitude	C1AZ 9533-B								2					
No. 44 - 5,000 to 10,000 ft. altitude	C1AZ 9533-F								2					
No. 43 - 10,000 to 15,000 ft. altitude	C1AZ 9533-J								2					
No. 49 - 0 to 5,000 ft. altitude	C1AZ 9533-C									2				
No. 47 - 5,000 to 10,000 ft. altitude	C1AZ 9533-G									2				
No. 45 - 10,000 to 15,000 ft. altitude	C1AZ 9533-K									2				
Tag code C2AE-Y, AB														
No. 48 - 0 to 5,000 ft. altitude	C1AZ 9533-A											2		
No. 46 - 5,000 to 10,000 ft. altitude	C1AZ 9533-B											2		
No. 44 - 10,000 to 15,000 ft. altitude	C1AZ 9533-F											2		
Tag code C2AE-Z														
No. 46 - 0 to 5,000 ft. altitude	C1AZ 9533-B											2		
No. 44 - 5,000 to 10,000 ft. altitude	C1AZ 9533-F											2		
No. 43 - 10,000 to 15,000 ft. altitude	C1AZ 9533-J											2		
Tag code C2AE-AA														
No. 49 - 0 to 5,000 ft. altitude	C1AZ 9533-C											2		
No. 47 - 5,000 to 10,000 ft. altitude	C1AZ 9533-G											2		
No. 45 - 10,000 to 15,000 ft. altitude	C1AZ 9533-K											2		
No. 42F-0 to 5,000 ft. altitude	C3OZ 9533-F												2	
No. 40F-5,000 to 10,000 ft. altitude	C3OZ 9533-E												2	
LEVER - CHOKE BELLCRANK ADJUSTING	B8AZ 9A535-A	1	1	1	1	1	1	1	1	1	1	1		
Screw (bellcrank choke adjusting lever to shaft)-No. 8-32 x 5/8" fillister head	* 31077-S8	1	1	1	1	1	1	1	1	1	1	1		
Washer-No. 8 flat	44710-S8(X10)	1	1	1	1	1	1	1	1	1	1	1		
Nut-No. 8-32 hex.	34052-S7(M155)	1	1	1	1	1	1	1	1	1	1	1		
GASKET - BOOSTER VENTURI SUPPORT	B8AZ 9A536-A	1	1	1	1	1	1	1	1	1	1	1		

⚡ Parts lists identified by symbol ⚡ are common to 221, 260, 289 and 292 engines

DESCRIPTION AND RESTRICTIONS	PART NUMBER	CARB. PARTS LISTS												
		A	B	C	D	E	F	G	H	J	K	L	M	
LEVER - FAST IDLE ADJUSTING	B9A 9538-A	1	1	1	1	1	1	1	1	1	1	1		
	C4AZ 9538-A												1	
Nut (lever to throttle shaft)-No. 10-32 hex.	34079-S7(M163)	1	1	1	1	1	1	1	1	1	1	1		
Lockwasher-No. 10	34903-S8(X96)	1	1	1	1	1	1	1	1	1	1	1		
SPRING - ACCELERATOR PUMP OVERTRAVEL	B8AZ 9A538-A	1	1	1	1	1	1	1	1	1	1	1		
SCREW - FAST IDLE ADJUSTING - No. 10-32 x 1.12"	C4AZ 9B538-A	2	2	2	2	2	2	2	2	2			1	
NEEDLE - IDLE ADJUSTING Use with tag codes C2AE-Y, Z	C8AZ 9541-C	2	2	2	2	2	2	2				2	2	
Use with tag codes C2AE-AA, AB	C1AE 9541-B								2	2		2		
LEVER - CHOKE HOUSING	*B8AZ 9D541-A	1	1	1	1	1								
LEVER - CHOKE CONTROL	*C1AE 9D541-A							1	1	1	1			
Screw (choke plate adjusting swivel to choke control rod)-No. 6-32 x 1/8" hex. socket hd. set	C2AZ 9D541-A											1		
	354293-S8(UU27)											1		
ROD - ACCELERATOR PUMP LINK TO THROTTLE LEVER - service pkg. includes (5) pieces 375894-S7 clip	C0AZ 9B542-A	1	1	1	1	1	1	1	1	1	1	1		
	C4AZ 9B542-A												1	
Retainer (link to lever)-spring-.55" long	353610-S8(NN126)	1	1	1	1	1	1	1	1	1				
Clip (accelerator pump link to throttle lever rod to overtravel pump lever)	375894-S7-8(GG215)											1	1	
PLATE - CHOKE	C2AZ 9545-A	1	1	1	1	1	1	1	1	1	1	1	1	
Screw (choke plate)-No. 6-32 x .31" pan head (use with steel shaft)	378360-S2(UU81J)											2	2	
SHAFT AND LEVER - CHOKE	B7A 9546-A	1	1	1	1	1								
	C1AE 9546-A							1	1	1	1			
Brass shaft	*C2AZ 9546-C											1		
Steel shaft	C5AZ 9546-B												1	
Steel shaft	C2AZ 9546-D											1		
PLATE - CHOKE - use with C0AE 9A591-B horn only	*C0ME 9549-A	1												
DASHPOT	C1AZ 9B549-A		1		1	1		1		1	1	1	1	
Nut-5/16"-24	33923-S7(M32)		1		1	1		1		1	1	1	1	
Lockwasher-5/16"	34806-S7(X64)		2		2	2		2		2	2	2	2	
FLOAT	C0AE 9550-A	1	1	1	1	1	1	1	1	1	1			
	C1AZ 9550-A											1		
	C6AZ 9550-C												1	
BRACKET - DASHPOT MOUNTING	B8AZ 9B550-B		1		1	1		1		1	1	1	1	
Screw and washer (dashpot mounting bracket to carburetor)-No. 10-32 x 1/2"	43252-S8(U77)		1		1	1		1		1	1	1	1	
PIN - FLOAT HINGE	B8A 9558-A	1	1	1	1	1	1	1	1	1	1	1	1	
SWIVEL - CHOKE PLATE ADJUSTING	C5AZ 9F558-A												1	
DIAPHRAGM - ACCELERATOR PUMP	C2AZ 9B559-A	1	1	1	1	1	1	1	1	1	1	1		
	C4AZ 9B559-A												1	

⬤ Parts list identified by symbol ⬤ are common to 221, 260, 289 and 292 engines

DESCRIPTION AND RESTRICTIONS	PART NUMBER		CARB. PARTS LISTS												
			13 A THRU 13 M												
			A	B	C	D	E	F	G	H	J	K	L	M	
GASKET - FLOAT BOWL	C2OZ	9561-A	1	1	1	1	1	1	1	1	1	1			
	C2OZ	9561-B											1		
GASKET - ECONOMIZER COVER	B7A	9563-A	1	1	1	1	1	1	1	1	1	1	1		
KIT - FUEL INLET VALVE - includes (1) B7A 9569-A gasket & (1) B7AZ 9599-B retainer	C2AZ	9564-D	1	1	1	1	1	1	1	1	1	1	1		
ECONOMIZER		9A565													
0 to 5,000 ft. altitude-ident. by green dye on body	C0AZ	9A565-B	1	1	1	1	1	1	1	1	1	1			
5,000 to 10,000 ft. alt. -ident. by yellow dye on body	C3AZ	9A565-D	1	1	1	1	1	1	1	1	1	1			
10,000 to 15,000 ft. alt. -ident. by black dye on body	C3AZ	9A565-B	1	1	1	1	1	1	1	1	1	1			
Identified by yellow dye on body	C3AZ	9A565-D											1		
GASKET - FLOAT VALVE SEAT	B7A	9569-A	1	1	1	1	1	1	1	1	1	1	1		
BUSHING - ACCELERATOR PUMP OVERTRAVEL SPRING	C3AZ	9F569-A												1	
RETAINER - ACCELERATOR PUMP CHECK VALVE - 1/4"-28 thread	B8A	9575-A	1	1	1	1	1	1	1	1	1	1			
	Washer-1/4" flat	374818-S(XX97A)	1	1	1	1	1	1	1	1	1	1			
HOUSING ASSY. -CHOKE -service pkg. includes (1) B8A 9853-A gasket Screw and washer (housing to main body)-No. 8-32 x 1.76" fillister head	C6AZ	9A575-A												1	
		378547-S7-8(BB61B)												3	
VALVE - ACCELERATOR PUMP CHECK - PLASTIC	C4AZ	9576-A												1	
RETAINER - FAST IDLE ROD SEAL	★B9AE	9A576-A												1	
SCREW - PUMP DISCHARGE NOZZLE Washer-1/4" flat (buna coated aluminum)	C0AZ	9577-A	1	1	1	1	1	1	1	1	1	1	1	1	
		374370-S(XX94A)	1	1	1	1	1	1	1	1	1	1	1	1	
LEVER - FAST IDLE CAM (nylon) Screw (lever adjusting)-No. 6-32 x .75" hex. hd.	C4AZ	9F577-B												1	
		372307-S(BB527)												1	
SPRING - FAST IDLE ADJUSTING LEVER - 4 1/2 coils-. 20" I.D. - .58" long	B8A	9578-B	1	1	1	1	1	1	1	1	1	1	1		
SPRING - IDLE ADJUSTING NEEDLE Screw (normal idle adjusting)-No. 10-32 x 1" special hex. head slotted	★40	9578	2	2	2	2	2	2	2	2	2	2	2	2	
		355107-S7(BB536)	1	1	1	1	1							1	
PIN - FAST IDLE ADJUSTING LEVER	B9A	9579-A	1	1	1	1	1	1	1	1	1	1	1		
SHAFT & LEVER-THROTTLE-steel shaft- serv. pkg. includes (1) 378360-S2 screw Steel shaft	B8AZ	9581-D	1	1	1	1	1	1	1	1	1	1			
		C6OZ	9581-A											1	

★ Parts lists identified by symbol ★ are common to 221, 260, 289 and 292 engine

DESCRIPTION AND RESTRICTIONS	PART NUMBER	CARB. PARTS LISTS													13A THRU 13M		
		A	B	C	D	E	F	G	H	J	K	L	M				
PLATE - THROTTLE - PRIMARY	B8A 9585-E	2	2	2	2	2	2	2	2	2	2	2	2				
Screw (throttle plate)-No. 8-32 x .38" fill. hd.- (use with steel shaft)	378361-S2(UU43D)	4	4	4	4	4	4	4	4	4	4	4	4	4			
SCREW - THROTTLE PLATE -No. 8-32 x .42" oval head-tubular-(use with brass shaft)	B7A 9586-E	4	4	4	4	4	4	4	4	4	4	4	4				
SCREW - CHOKE PLATE - No. 6-32 oval head use with brass shaft	B9A 9586-A	2	2	2	2	2	2	2	2	2	2	2	2				
GASKET - ECONOMIZER	C2AZ 9A588-B	1	1	1	1	1	1	1	1	1	1	1	1	1	1	1	1
SPRING - THERMOSTATIC CHOKE	★C0ME 9A590-B	1	1	1	1												
	★C1AE 9A590-B					1	1	1	1	1							
9 coils	C2AZ 9A590-B														1		
CAM - FAST IDLE	C0ME 9597-A	1	1	1	1	1											
Use with tag codes C2AE-Y, AA	C1AZ 9597-A							1		1						1	
Use with tag codes C2AE-Z, AB	C1AZ 9597-B								1		1					1	
Retainer (fast idle cam)-"C" washer	C5AZ 9597-D																1
	351825-S(XX9)	1	1	1	1	1	1	1	1	1	1	1	1	1	1	1	1
ROD - CHOKE SHAFT	B8A 9598-A	1	1	1	1	1											
Retainer (rod to lever)-spring type-.44" long	353610-S8(NN126)	1	1	1	1	1											
RETAINER - FLOAT LEVER SHAFT- use with C2AZ 9564-D	B7AZ 9599-B	1	1	1	1	1	1	1	1	1	1	1	1	1	1	1	1
ROD - THERMOSTATIC CHOKE LEVER	C1AZ 9A599-A							1	1	1	1						
	C2AZ 9A599-A														1		
	C5AZ 9A599-B															1	
Retainer (rod to carburetor)	353610-S8(NN126)							1	1	1	1	1	1	1	1	1	1
SPRING - PUMP LEVER RETURN	B8AZ 9636-A	1	1	1	1	1	1	1	1	1	1	1	1	1	1	1	1
SHAFT AND LEVER - CHOKE HOUSING	C2AZ 9A753-A	1	1	1	1	1	1	1	1	1	1	1	1	1	1	1	1
	C4AZ 9A753-B																1
Retainer (shaft and lever to choke housing)- "C" washer	353862-S8(XX10)	1	1	1	1	1	1	1	1	1	1	1	1	1	1	1	1
Nut (shaft and lever to housing)-No. 8-36 hex.	355829-S7(MM15)	1	1	1	1	1	1	1	1	1	1	1	1	1	1	1	1
Lockwasher-No. 8	34802-S7(X59)	1	1	1	1	1	1	1	1	1	1	1	1	1	1	1	1
LINER - THERMOSTATIC CHOKE LEVER BUSHING	C2AZ 9A756-A	1	1	1	1	1	1	1	1	1	1	1	1	1	1	1	1
LEVER AND BUSHING - THERMOSTATIC CHOKE	C0ME 9A757-A	1	1	1	1	1											
	C1AE 9A757-A							1	1	1	1	1					
	C2AZ 9A757-A														1		
Washer(choke housing bushing thrust)-1/4"	358662-S(XX87)	1	1	1	1	1	1	1	1	1	1	1	1	1	1	1	1
WASHER - CHOKE ROD SEAL -.66" long-.50" wide-.015" thick-.18" diam. hole (brass)- use with B7AZ 9B501-A seal	C4AZ 9C771-A	2	2	2	2	2	2	2	2	2	2	2	2	2	2	2	2
SPACER - THERMOSTATIC CHOKE SHAFT	B7AZ 9812-A	1	1	1	1	1	1	1	1	1	1	1	1	1	1	1	1
PISTON ASSY. - CHOKE	C6AZ 9840-B																1
Screw & washer assy. (piston to shaft) - No. 6-32 x 1/4" pan head	★42790-S8																1

★ Parts lists identified by symbol ★ are common to 221, 260, 289 and 292 engines

DESCRIPTION AND RESTRICTIONS	PART NUMBER	CARB. PARTS LISTS 13A THRU 13M												
		A	B	C	D	E	F	G	H	J	K	L	M	
CLAMP - THERMOSTATIC CHOKE HOUSING	B6A 9842-A	1	1	1	1	1	1	1	1	1	1	1		
	C4AZ 9842-A												1	
Screw (clamp housing)-No. 8-32 x 1/2"	31061-S8(U50)	3	3	3	3	3	3	3	3	3	3	3	3	
Lockwasher-No. 8	34802-S7(X59)	3	3	3	3	3	3	3	3	3	3	3	3	
HOUSING - CHOKE THERMOSTAT -identified by letters "TK"-service pkg. includes (1) C1AE 9871-A gasket	C0AE 9848-B	1	1	1	1	1	1	1	1	1	1	1		
Identified by letters "TO"-service pkg. includes (1) C1AE 9871-A gasket	C4AZ 9848-B													
HOUSING AND PLUGS - CHOKE	C0AE 9849-A	1	1	1	1	1								
Color identification "Green"	C2AZ 9849-A												1	
Screw (choke control housing to body)-No. 8-32 x 1 5/8" fillister head	26576-S7-8(U168B)	3	3	3	3	3	3	3	3	3	3	3	3	
Washer-No. 8-flat	359113-S(XX46)	3	3	3	3	3	3	3	3	3	3	3	3	
Lockwasher-No. 8	34802-S7(X59)	3	3	3	3	3	3	3	3	3	3	3	3	
CONTROL - THERMOSTATIC CHOKE - identified by "TK" on cover-service pkg. includes (1) B8A 9853-A gasket	C0AE 9850-C	1	1	1	1	1								
Service pkg. includes (1) B8A 9853-A gasket	C1AE 9850-C						1	1	1	1				
Service pkg. includes (1) B8A 9853-A gasket replaced by C2AZ 9850-D (10-66)	★C2AZ 9850-C												1	
KIT-THERMOSTATIC CHOKE INSTALLATION- With this kit the following parts must be used- 1-C3AZ 9D530-A rod, 1-C1AZ 9A599-A rod, 1-375894-S7-8 clip	C2AZ 9850-D												1	
GASKET - THERMOSTATIC CHOKE HOUSING	B8A 9853-A	1	1	1	1	1	1	1	1	1	1	1	1	
SHIELD - CHOKE THERMOSTAT	B8A 9861-A	1	1	1	1	1	1	1	1	1	1	1		
	C4AZ 9861-A												1	
Screw and washer (shield to housing)-No. 8-32 x 3/8" fillister head	43248-S8(U72)	1	1	1	1	1	1	1	1	1	1	1	2	
GASKET - THERMOSTATIC CHOKE HOUSING	C1AZ 9871-A	1	1	1	1	1	1	1	1	1	1	1	1	
LEVER - ACCELERATOR PUMP OVERTRAVEL - service pkg. includes (1) C3AZ 9F569-A bushing	B8AZ 9919-A	1	1	1	1	1	1	1	1	1	1	1	1	
Retainer (pump overtravel lever to throttle shaft)-"C" washer	374035-S(XX13C)	1	1	1	1	1	1	1	1	1	1	1	1	
COVER - ECONOMIZER VALVE	B7A 9930-A	1	1	1	1	1	1	1	1	1	1	1	1	
Screw (economizer valve cover to main body)-No. 8-32 x 1/2" fillister head	31061-S8(U50)	4	4	4	4	4	4	4	4	4	4	4		
Lockwasher-No. 8	34802-S7(X59)	4	4	4	4	4	4	4	4	4	4	4		
Screw and washer (economizer valve cover to main body)-No. 8-32 x 3/8" fillister head	43248-S8(U72)												4	
SPRING - ACCELERATOR PUMP DIA PHRAGM RETURN - cone shaped-8 coils	★EAA 9936-A					1								
SCREEN - FILTER	B7A 9938-A												1	
BEARING - CHOKE SHAFT	★B7AZ 9992-A	1	1											

⬤ Parts lists identified by symbol ⬤ are common to 221, 260, 289 and 292 engines

DESCRIPTION AND RESTRICTIONS	PART NUMBER	CARB. PARTS LISTS 14A THRU 14M											
		A	B	C	D	E	F	G	H	J	K	L	M
ROD - ACCELERATOR PUMP LINK TO THROTTLE LEVER - service pkg. includes (5) pieces 375894-S7 clip	C0AZ 9B542-A	1	1	1	1	1	1	1	1	1	1	1	
Retainer (accelerator pump link to lever)-spring-.55" long	353610-S8(NN126)	1	1	1	1	1	1	1	1				
Clip (accelerator pump link to throttle lever rod to overtravel pump lever)	375894-S7-8(GG215)										1	1	1
PLATE - CHOKE	C2AZ 9545-A	1	1	1	1	1	1	1	1	1	1	1	1
Screw (choke plate)-No. 6-32 x .31" pan head (use with steel shaft)	378360-S2(UU81J)										2	2	2
SHAFT AND LEVER - CHOKE	B7A 9546-A	1	1	1	1								
Brass shaft	C1AE 9546-A					1	1	1	1				
Steel shaft	*C2AZ 9546-C										1	1	1
	C2AZ 9546-D										1	1	1
PLATE - CHOKE - use with C0AE 9A591-B - horn only	*C0ME 9549-A	1	1										
DASHPOT	C1AZ 9B549-A	1			1		1		1	1	1	1	1
Nut-5/16"-24	33923-S7(M32)	1			1		1		1	1	1	1	1
Lockwasher-5/16"	34806-S7(X64)	2			2		2		2	2	2	2	2
Screw and washer (dashpot mounting bracket to carb.)-No. 10-32 x 1/2"	43252-S8(U77)				1								
FLOAT	C0AE 9550-A	1	1	1	1	1	1	1	1				
	C1AZ 9550-A										1	1	1
BRACKET - DASHPOT MOUNTING	B8AZ 9B550-B	1					1		1	1	1	1	1
Screw and washer (dashpot mounting bracket to carb.)-No. 10-32 x 1/2"	43252-S8(U77)	1					1		1	1	1	1	1
PIN - FLOAT HINGE	B8A 9558-A	1	1	1	1	1	1	1	1	1	1	1	1
DIAPHRAGM - ACCELERATOR PUMP	C2AZ 9B559-A	1	1	1	1	1	1	1	1	1	1	1	1
GASKET - FLOAT BOWL	C2OZ 9561-A	1	1	1	1	1	1	1	1	1	1	1	1
GASKET - ECONOMIZER COVER	B7A 9563-A	1	1	1	1	1	1	1	1	1	1	1	1
KIT - FUEL INLET VALVE - includes (1) B7A 9569-A gasket and (1) B7AZ 9599-B retainer	C2AZ 9564-D	1	1	1	1	1	1	1	1	1	1	1	1
ECONOMIZER	9A565												
Ident. by red dye on body - 0 to 5,000 ft. altitude	C0AZ 9A565-C	1	1	1	1	1	1	1	1	1	1	1	1
Ident. by yellow dye on body-5,000 to 10,000 ft. altitude	C3AZ 9A565-D	1	1	1	1	1	1	1	1	1	1	1	1
Ident. by black dye on body- 10,000 to 15,000 ft. altitude	C3AZ 9A565-B	1	1	1	1	1	1	1	1	1	1	1	1
GASKET - FLOAT VALVE SEAT	B7A 9569-A	1	1	1	1	1	1	1	1	1	1	1	1
BUSHING - ACCELERATOR PUMP OVERTRAVEL SPRING	C3AZ 9F569-A												1
SPRING - FLOAT DAMPENER	C3AZ 9F570-A												1
RETAINER - ACCELERATOR PUMP CHECK VALVE - 1/4"-28 thread	B8A 9575-A	1	1	1	1	1	1	1	1	1	1	1	1
Washer @ accel.pump valve return gasket)-1/4" flat	374818-S(XX97A)	1	1	1	1						1	1	1

DESCRIPTION AND RESTRICTIONS	PART NUMBER	CARB. PARTS LISTS 15A THRU 15M												
		A	B	C	D	E	F	G	H	J	K	L	M	
GASKET SET	B7AZ 9502-D	1	1	1	1	1	1	1	1					
KIT - TUNE UP	C2SZ 9A586-C	1	1	1	1	1	1	1	1					
REPAIR KIT	B8AZ 9590-H	1	1	1	1	1	1	1	1					
Stud-5/16"-18-24 x 1.50"	*88391-S8	4												
Nut-5/16"-24	351089-S8(MM20)	4												
Lockwasher-5/16"	34806-S7(X64)	4												
Connector (dist. vac. tube to carb.)-1/8" pipe thd.	358165-S(II-65)	1	1	1	1									
Plug (to plug hole from bowl to accel. pump)-1/8" cup	359353-S(PP58)					1								
Plug (to plug drill passages in main body)-5/16"	359409-S(PP59)					4								
Screw (to set sec. idle air flow)-No.10-32 set	370875-S8B(UU23)	1	1	1	1	1	1	1	1					
Ball (accel. pump inlet passage)-3/16" steel	371350-S(AA4)					1								
GASKET - FUEL INLET	C2AZ 9229-A					1								
SEAL - FAST IDLE ROD - 1/8" I.D. x 1/2" O.D.-felt-use C4AZ 9C771-A washer	B7AZ 9B501-A	1	1	1	1	1	1	1	1					
.90" long-.44" wide-.05" thick-.133" diam. hole (nylon)	C7AZ 9B501-A	1	1	1	1	1	1	1	1					
KIT - SECONDARY THROTTLE DIAPHRAGM WITH LEVER	B8AZ 9503-C	1	1	1	1	1	1	1	1					
Nut(diaphragm to lever)-1/8" spring	374177-S2(MM265)							1	1	1				
Pin (spring)-3/16" x 11/16" throttle diaphragm lever to carburetor	353848-S8(NN71)	1	1	1	1	1	1	1	1					
SPRING - SECONDARY THROTTLE DIAPHRAGM RETURN - 6 coils-1.05" O.D.-.31" I.D.	B8AZ 9B504-D	1	1	1	1	1	1	1	1					
COVER - SECONDARY THROTTLE DIAPHRAGM	B8A 9507-A	1	1	1	1	1	1	1	1					
Screw and washer assy. (diaphragm cover to carb.)-No. 8-32 x 3/4"	43395-S8(U75)	4	4	4	4	4	4	4	4					
WEIGHT - PUMP DISCHARGE BALL - .109" O.D. -.88" long	C2OZ 9B511-A	1	1	1	1	1	1	1	1					
BODY - MAIN	*C2SZ 9512-A	1	1	1										
Plug (to plug drill passages in main body)-5/16"	359409-S(PP59)	4	4	4										
Ball (accel. pump inlet passage)-3/16" steel	371350-S(AA4)	1	1	1										
Plug (to plug hole from bowl to accel. pump)-1/8" cup	359353-S(PP58)	1	1	1										
BAFFLE - EQUALIZER PASSAGE	C2SZ 9A517-A					2	2	2	2	2				
ADAPTOR - FUEL INLET	C0AE 9A520-A					1								
SUPPORT - BOOSTER VENTURI	9A523-													
Primary-identified by letter "A"	C0KE 9A523-C	1	1	1										
Primary-ident. by letter "K"-tag code C4AF-DF	C2AZ 9A523-C							1						
Use with tag code C4AF-R						1								
Primary-identified by letters "KB"-tag code C4AF-EA	C4TZ 9A523-C							1						
Primary-identified by letters "KF"-tag code C4AF-DZ	C4AZ 9A523-C							1						
Primary-identified by letters "KA"-tag code C4AF-DG	C4AZ 9A523-B							1						
Use with tag code C4AF-N						1								
Secondary-identified by letters "BA"	B8AZ 9A523-L	1	1	1	1	1	1	1	1					
Ball (accel. pump discharge valve)-3/16" steel	371350-S(AA4)		1	1	1	1	1	1	1	1				
Screw (venturi secondary support to carb.)-1/4"-20 x 1" pan head	38294-S8(U141)	1	1	1	1	1	1	1	1	1				

DESCRIPTION AND RESTRICTIONS	PART NUMBER	CARB. PARTS LISTS 15A THRU 15M												
		A	B	C	D	E	F	G	H	J	K	L	M	
HORN - AIR - LESS SHAFT	C2SZ 9524-C	1	1	1	1	1	1	1	1					
Screw and washer (horn & plugs to main body)- No. 10-32 x 5/8"	43256-S8	8	8	8	8	8	8	8	8					
COVER - ACCELERATOR PUMP	C4AZ 9528-B					1	1	1	1					
Less link	B8A 9528-A	1	1	1	1									
Screw and washer (cover to carb.)- No. 8-32 x 5/8"	43255-S8(U74)	4	4	4	4									
Screw (cover to carb.)-No. 8-32 x 9/16" fill. hd.	379436-S8(UU43F)					4	4	4	4					
LINK - ACCELERATOR PUMP	C4AZ 9529-B					1	1	1	1					
	C0AE 9529-A	1	1	1	1									
Pin(accel.pump link to cvr.)-.187"x.50"diam.roll	353847-S8(NN109A)	1	1	1	1									
ROD - FAST IDLE CAM	C4AZ 9D530-A					1								
	C3AZ 9D530-A				1				1	1				
	C1AE 9D530-A	1	1	1										
Retainer (fast idle cam rod)-"C" washer	351825-S(XX9)	2	2	2	2	2	2	2	2					
COMPENSATOR ASSY. - HOT IDLE	COLE 9B532-B				1	1	1	1						
Screw (hot idle compensator to air horn)- No. 8-32 x 3/4" fillister hd.	31093-S7-8(U52)				2	2	2	2						
JET - MAIN METERING - PRIMARY	9533													
No. 54 - 0 to 5,000 ft. altitude	06H 9533	2		2										
No. 52 - 5,000 to 10,000 ft. altitude	86H 9533	2		2										
No. 50 - 10,000 to 15,000 ft. altitude	78 9533-A	2		2										
No. 53 - 0 to 5,000 ft. altitude	B4T 9533-B		2											
No. 51 - 5,000 to 10,000 ft. altitude	59A 9533-A		2											
No. 49 - 10,000 to 15,000 ft. altitude	59A 9533-B		2											
Tag code C4AF-N														
No. 50F - 0 to 5,000 ft. altitude	C3UZ 9533-C				2									
No. 48F - 5,000 to 10,000 ft. altitude	C3UZ 9533-D				2									
No. 46F - 10,000 to 15,000 ft. altitude	C3AZ 9533-G				2									
Tag codes C4AF-DF, DZ, R														
No. 49F - 0 to 5,000 ft. altitude	C3DZ 9533-C				2	2								
No. 47F - 5,000 to 10,000 ft. altitude	C3UZ 9533-E				2	2								
No. 45F - 10,000 to 15,000 ft. altitude	C3OZ 9533-H				2	2								
Tag codes C4AF-DG, EA														
No. 48F - 0 to 5,000 ft. altitude	C3UZ 9533-D					2								
No. 46F - 5,000 to 10,000 ft. altitude	C3AZ 9533-G					2								
No. 44F - 10,000 to 15,000 ft. altitude	C3OZ 9533-G					2								
JET - MAIN METERING - SECONDARY														
No. 63 - 0 to 5,000 ft. altitude	5GA 9533-B	2	2	2										
No. 61 - 5,000 to 10,000 ft. altitude	B4Q 9533-A	2	2	2										
No. 59 - 10,000 to 15,000 ft. altitude	B4Q 9533-B	2	2	2										
No. 58F - 0 to 5,000 ft. altitude	C3GY 9533-A				2									
No. 56F - 5,000 to 10,000 ft. altitude	C3GY 9533-D				2									
No. 54F - 10,000 to 15,000 ft. altitude	C3GY 9533-C				2									
Tag codes C4AF-DG, EA														
No. 55F - 0 to 5,000 ft. altitude	C3UZ 9533-B					2								
No. 53F - 5,000 to 10,000 ft. altitude	C3DZ 9533-A					2								
No. 51F - 10,000 to 15,000 ft. altitude	C3DZ 9533-B					2								
Tag codes C4AF-DF, DZ														
No. 53F - 0 to 5,000 ft. altitude	C3DZ 9533-A					2								
No. 51F - 5,000 to 10,000 ft. altitude	C3DZ 9533-B					2								
No. 49F - 10,000 to 15,000 ft. altitude	C3DZ 9533-C					2								
LEVER - CHOKE BELLCRANK ADJUSTING	B8AZ 9A535-A	1	1	1										
	C3AZ 9A535-A				1									
Screw (bellcrank choke adjusting lever to shaft)- No. 8-32 x 5/8" fillister head	*31077-S8	1	1	1										
Washer-No. 8 flat	44710-S8(X10)	1	1	1										
Nut-No. 8-32 hex.	34052-S7(M155)	1	1	1										

* Not applicable to 1960/64 models

♣ Refer to Section 95.17 for parts lists of carburetors common to 352 & 390 engines

DESCRIPTION AND RESTRICTIONS	PART NUMBER	CARB. PARTS LISTS										15A thru 15M			
		A	B	C	D	E	F	G	H	J	K	L	M		
GASKET - BOOSTER VENTURI SUPPORT	B8AZ 9A536-A	2	2	2	2	2	2	2	2						
LEVER - FAST IDLE ADJUSTING	B9A 9538-A	1	1	1	1										
	C4AZ 9538-A						1	1	1	1					
Nut (lever to throttle shaft)-No. 10-32 hex.	34079-S7(M163)	1	1	1	1	1	1	1	1	1					
Lockwasher-No. 10	34903-S8(X96)	1	1	1	1	1	1	1	1	1					
SPRING - ACCELERATOR PUMP	B8AZ 9A538-A	1	1	1	1	1					1				
SCREW - FAST IDLE ADJUSTING - No. 10-32 x 1.12"	C4AZ 9B538-A	1	1	1	1	1	1	1	1	1	1				
NEEDLE - IDLE ADJUSTING	C8AZ 9541-C	2	2	2	2	2	2	2	2	2					
LEVER - CHOKE HOUSING	★B8AZ 9D541-A	1	1	1											
ROD - ACCELERATOR PUMP LINK TO THROTTLE LEVER - service pkg. includes (5) pieces 375894-S7 clip	C0AZ 9B542-A	1	1	1	1										
	C4AZ 9B542-A						1	1	1	1					
Retainer (accel. pump link to lever)- spring-.55" long	353610-S8(NN126)	1	1	1											
Clip (accel. pump link to throttle lever rod to overtravel pump lever)	375894-S7-8(GG215)				1	1	1	1	1						
PLATE - CHOKE Use with C0AZ 9524-A horn only	C2AZ 9545-A			1	1	1	1	1	1	1	1				
Screw (choke plate)-No. 6-32 x .31" pan head- use with steel shaft	378360-S2(UU81J)	1	1	1		2	2	2	2	2					
SHAFT AND LEVER - CHOKE -brass shaft	B7A 9546-A	1	1	1											
Brass shaft	★C2AZ 9546-C				1										
Steel shaft	C2AZ 9546-D				1										
	C4MY 9546-A					1									
PLATE - CHOKE - use with C0AE 9A591-A horn only	★C0ME 9549-A	1	1	1											
DASHPOT	C1AZ 9B549-A		1	1	1	1					1				
Nut-5/16"-24	33923-S7(M32)		1	1	1	1					1				
Lockwasher-5/16"	34806-S7(X64)		2	2	2	2									
FLOAT	C0AE 9550-A	2	2	2											
Primary	C1AZ 9550-A				1	1									
Secondary	C6AZ 9550-C				1	1	1								
BRACKET - DASHPOT MOUNTING	B8AZ 9B550-B		1	1	1	1	1	1	1	1	1				
Screw and washer (dashpot mounting bracket to carb.)-No. 10-32 x 1/2"	43252-S8(U77)		1	1	1	1	1	1	1	1	1				
PLATE-AIR DISTRIBUTION- Tag codes C4AF-DG, DZ	C3MY 9F553-A						1								
PIN - FLOAT HINGE	B8A 9558-A	2	2	2	2	2	2	2	2	2					
DIAPHRAGM - ACCELERATOR PUMP	C2AZ 9B559-A	1	1	1	1										
	C4AZ 9B559-A						1	1	1	1					
GASKET - FLOAT BOWL	C2SZ 9561-A	1	1	1	1	1	1	1	1	1					
GASKET - ECONOMIZER COVER	B7A 9563-A	1	1	1	1	1	1	1	1	1					

* Not applicable to 1960/64 models † Refer to Section 95.17 for parts lists of carburetors common to 352 & 390 engines

DESCRIPTION AND RESTRICTIONS	PART NUMBER	CARB. PARTS LISTS 15A THRU 15M											
		A	B	C	D	E	F	G	H	J	K	L	M
KIT - FUEL INLET VALVE - includes (1) B7A 9569-A gasket and (1) B7AZ 9599-B retainer	C2AZ 9564-D	2	2	2	2	2	2	2	2				
ECONOMIZER	9A565												
0 to 5,000 ft. altitude	C0AZ 9A565-A	1	1	1	1	1	1	1	1				
5,000 to 10,000 ft. altitude-ident. color "Green"	C0AZ 9A565-B				1	1	1	1	1				
5,000 to 10,000 ft. altitude-ident. by Yellow dye on body	C3AZ 9A565-D	1	1	1									
10,000 to 15,000 ft. altitude-ident. color "Yellow"					1	1	1						
10,000 to 15,000 ft. altitude-ident. by Blackdye on body	C3AZ 9A565-B	1	1	1									
FILLER - ACCELERATOR PUMP CAVITY	C3OZ 9F565-A				1								
GASKET - HOT IDLE COMPENSATOR	C0LE 9B567-A				1	1	1	1					
GASKET - FLOAT VALVE SEAT	B7A 9569-A	2	2	2	2	2	2	2	2				
BUSHING - ACCELERATOR PUMP OVERTRAVEL SPRING	C3AZ 9F569-A				1	1				1			
SPRING - PRIMARY FLOAT DAMPENER	C3AZ 9F570-A				1	1	1						
SPRING - SECONDARY FLOAT DAMPENER	C3AZ 9F571-A				1	1	1						
RETAINER - ACCELERATOR PUMP CHECK VALVE - 1/4"-28	B8A 9575-A	1	1	1	1								
RETAINER - SECONDARY VACUUM CONTROL VALVE SPRING-. 133" O. D. x .06" thick	B8AZ 9575-B	1	1	1	1	1	1						
Washer @ accel. pump valve return gasket)-1/4" flat	374818-S(XX97A)	1	1	1	1								
HOUSING ASSY. - CHOKE - service pkg. includes (1) B8A 9853-A gasket	C6AZ 9A575-A					1	1	1	1				
BALL - SECONDARY VACUUM CHECK VALVE - 1/8" diameter	78 9576	1	1	1	1	1	1	1	1				
VALVE - ACCELERATOR PUMP CHECK	C4AZ 9576-A					1	1	1	1				
SCREW - PUMP DISCHARGE NOZZLE	C0AZ 9577-A	1	1	1	1	1	1	1	1				
Washer-1/4" flat (buna coated aluminum)	374370-S(XX94A)	1	1	1	1	1	1						
LEVER - FAST IDLE CAM	C3AZ 9F577-A				1								
Nylon	C4AZ 9F577-B					1	1	1	1				
Screw (lever adjusting)-No. 6-32 x .75" hex.hd.	372307-S(BB527)					1	1	1	1				
SPRING - SECONDARY VACUUM CONTROL VALVE - 16 coils-. 11" O. D. -. 375" long	B8A 9578-A	1	1	1	1	1							
SPRING - FAST IDLE ADJUSTING LEVER - 4 1/2 coils-. 20" I. D. -. 58" long	B8A 9578-B	1	1	1	1			1		1			
SPRING - IDLE ADJUSTING NEEDLE	*40 9578	2	2	2	2	2	2	2	2				
Screw (normal idle adjusting)- No. 10-32 x 1" special hex. head slotted	355107-S7(BB536)	1	1	1	1	1	1	1	1				
PIN - FAST IDLE ADJUSTING LEVER	B9A 9579-B	1	1	1	1	1	1	1					
SHAFT & LEVER -THROTTLE-brass shaft	*B8A 9581-C	1	1	1	1								
Steel shaft-service pkg. -includes (1) 378360-S2 screw	B8AZ 9581-D	1	1	1	1	1	1	1	1				

* Not applicable to 1960/64 models † Refer to Section 95.17 for parts lists of carburetors common to 352 & 390 engines

DESCRIPTION AND RESTRICTIONS	PART NUMBER	CARB. PARTS LISTS 15A THRU 15M													
		A	B	C	D	E	F	G	H	J	K	L	M		
PLATE - THROTTLE - primary	B8A 9585-F	2	2	2	2	2	2	2							
Primary	B8A 9585-E								2						
Secondary	B8A 9585-G	2	2	2	2	2	2	2							
Secondary	C5Z 9585-A								2						
Screw (throttle plate)-No. 8-32 x .38" fill. hd. - (use with steel shaft)	378361-S2(UU43D)	8	8	8	8	8	8	8	8						
MAGNET - CHOKE PLATE	C2SZ 9E585-A				1										
SCREW - THROTTLE PLATE - No. 8-32 x .42" oval head-tubular-use with brass shaft	B7A 9586-E	8	8	8	8										
Choke plate-No. 6-32 oval head-use with brass shaft	B9A 9586-A	2	2	2	2										
GASKET - ECONOMIZER	C2AZ 9A588-B	1	1	1	1	1	1	1	1						
SPRING - THERMOSTATIC CHOKE	*C0ME 9A590-B	1	1	1											
	C2SZ 9A590-A				1										
LEVER AND SHAFT - SECONDARY THROTTLE PLATE - steel shaft	B8AZ 9A592-E	1	1	1	1	1	1	1	1						
ROD - SECONDARY DIAPHRAGM CONTROL	B8A 9596-A	1	1	1	1	1	1	1	1						
Retainer (rod to lever)	353610-S8(NN126)				1	1	1	1	1						
CAM - FAST IDLE	C0ME 9597-A	1	1	1											
Use with tag code C4AF-N	C1AZ 9597-A				1										
Use with tag code C4AF-R	C1AZ 9597-B				1										
	C4GY 9597-A					1									
Retainer (fast idle cam)-"C" washer	351825-S(XX9)		1	1	1	1	1	1	1						
ROD - CHOKE SHAFT	B8A 9598-A	1	1	1											
Retainer (rod to choke shaft lever)- spring type-.44" long	353610-S8(NN126)	1	1	1											
RETAINER - FLOAT LEVER SHAFT	B7AZ 9599-B	2	2	2	2	2	2	2							
ROD - THERMOSTATIC CHOKE LEVER	C1AZ 9A599-A				1										
	C4AZ 9A599-A					1									
Retainer (rod to carburetor)	353610-S8(NN126)				1	2									
SPRING - PUMP LEVER RETURN	B8AZ 9636-A	1	1	1	1	1	1	1	1						
SHAFT AND LEVER - CHOKE HOUSING	C2AZ 9A753-A	1	1	1											
	C3AZ 9A753-A				1										
	C4AZ 9A753-B					1	1	1	1						
Retainer (shaft and lever to choke housing)- "C" washer	353862-S8(XX10)	1	1	1	1				1	1					
Nut (shaft and lever to housing)-No. 8-36 hex.	355829-S7(MM15)	1	1	1	1										
Lockwasher-No. 8	34802-S7(X59)	1	1	1	1										
LINER - THERMOSTATIC CHOKE LEVER BUSHING	C2AZ 9A756-A	1	1	1	1										
LEVER AND BUSHING - THERMOSTATIC CHOKE	C0ME 9A757-A	1	1	1											
	C3AZ 9A757-A				1										
Washer (choke housing bushing thrust)-1/4"	358662-S(XX87)	1	1	1											
WASHER - CHOKE ROD SEAL -.66" long-.50" wide-.015" thick-.18" diam. hole (brass)- use with B7AZ 9B501-A seal	C4AZ 9C771-A	2	2	2	2	2	2	2	2						
SPACER - THERMOSTATIC CHOKE SHAFT	B7AZ 9812-A	1	1	1	1										

* Not applicable to 1960/64 models • Refer to Section 95.17 for parts lists of carburetors common to 352 & 390 engines

DESCRIPTION AND RESTRICTIONS	PART NUMBER	CARB. PARTS LISTS										15A THRU 15M					
		A	B	C	D	E	F	G	H	J	K	L	M				
PISTON ASSY.-CHOKE	C6AZ 9840-B					1											
CLAMP - THERMOSTATIC CHOKE HOUSING	B6A 9842-A	1	1	1	1												
	C4AZ 9842-A					1	1	1	1								
Screw (clamp housing)-No. 8-32 x 1/2"	31061-S8(U50)	3	3	3		3	3	3	3								
Lockwasher-No. 8	34802-S7(X59)	3	3	3				3									
HOUSING - CHOKE THERMOSTAT - identified by letters "TK"-	★C0AE 9848-B	1	1	1	1												
service pkg. includes (1) C1AE 9871-A gasket Ident. by letters "TN"- service pkg. includes (1) C1AE 9871-A gasket-tag codes C4AF-DF,DZ	C4AZ 9848-A					1											
Identified by letters "TO"-serv. pkg. includes (1) C1AE 9871-A gskt. -tag codes C4AF-DG,EA	C4AZ 9848-B					1											
HOUSING AND PLUGS - CHOKE	★C0AE 9849-B	1	1	1													
	C3AZ 9849-B				1												
	C4AZ 9849-A					1											
Screw and washer (housing & plugs to main body)-	378547-S7-8(BB61B)					3											
Screw (choke control housing to body)-	26576-S7-8(U168B)	3	3	3	3												
Washer-No. 8 flat	359113-S(XX46)	3	3	3													
Lockwasher-No. 8	34802-S7(X59)	3	3	3	3												
CONTROL - THERMOSTATIC CHOKE - service pkg. includes (1) B8A 9853-A gasket - identified by "TK" on cover	C0AE 9850-E	1	1	1													
KIT - THERMOSTATIC CHOKE INSTALLATION - With this kit the following parts must be used- 1-C3AZ 9D530-A rod, 1-C1AZ 9A599-A rod, 1-375894-S7-8 clip	C2AZ 9850-D				1												
Screw (choke plate pulldown adjusting)- No. 10-32 x .62" set	378273-S7-8(UU26J)				1												
GASKET - THERMOSTATIC CHOKE HOUSING	B8A 9853-A	1	1	1	1	1	1	1	1								
SHIELD - CHOKE THERMOSTAT	B8A 9861-A	1	1	1	1												
	C4AZ 9861-A					1	1	1	1								
Screw and washer (shield to housing)- No. 8-32 x 3/8" fillister head	43248-S8(U72)	1	1	1	1	1	1	2	2								
GASKET - THERMOSTATIC CHOKE HOUSING	C1AZ 9871-A	1	1	1	1	1	1	1	1								
SCREW - CHOKE HOUSING COVER	C3AZ 9B874-A				3												
LEVER - ACCELERATOR PUMP OVERTRAVEL - service pkg. includes (1) C3AZ 9F569-A bushing	B8AZ 9919-A	1	1	1	1	1						1					
Retainer (pump overtravel lever to throttle shaft)-"C" washer	374035-S(XX13C)	1	1	1	1	1						1					
Ring (lever to shaft)-1/8" retaining	377918-S8B(XX14F)							1									
COVER - ECONOMIZER VALVE	B7A 9930-A	1	1	1	1	1	1	1	1								
Lockwasher-No. 8	34802-S7(X59)	4	4	4													
Screw (economizer valve cover to main body)- No. 8-32 x 1/2" fillister head	31061-S8(U50)	4	4	4													
Screw and washer (economizer valve cover to main body)-No. 8-32 x 3/8" fillister head	43248-S8(U72)				4	4	4	4	4								
SCREEN - FILTER	B7A 9938-A				1												
BEARING - CHOKE SHAFT	★B7AZ 9992-A	1	1	1													
TUBE - SECONDARY THROTTLE CONTROL VACUUM-std. size-use with new air horn only	B8A 9997-A	1	1	1	1	1	1	1	1								
.002" O/S-use as service replacement for B8A 9997-A tube only	B8A 9997-B	1	1	1	1	1	1	1	1								

• Not applicable to 1960/64 parts ⚙ Refer to Section 95.17 for parts lists of carburetors common to 352 & 390 engines

DESCRIPTION AND RESTRICTIONS	PART NUMBER	CARB. PARTS LISTS												
		A	B	C	D	E	F	G	H	J	K	L	M	
GASKET SET	B7AZ 9502-D	1	1	1	1	1	1	1	1	1	1	1	1	
KIT - TUNE UP	C2SZ 9A586-C	1	1	1	1	1	1	1	1	1	1	1	1	
REPAIR KIT	B8AZ 9590-H	1	1	1	1	1	1	1	1	1	1	1	1	
Connector (distributor vacuum tube to carb.)- 1/8" pipe thread	358165-S(II-65)	1	1	1	1	1	1	1	1	1	1	1	1	
Screw (to set secondary idle air flow)- No. 10-32 set	370875-S8B(UU23)	1	1	1	1	1	1	1	1	1	1	1	1	
GASKET - FUEL INLET	C2AZ 9229-A									1	1	1	1	
SEAL - FAST IDLE ROD -1/8" I.D. x 1/2" O.D.,-felt-use with C4AZ 9C771-A washer	B7AZ 9B501-A	1	1	1	1	1	1	1	1	1	1	1	1	
.90" long-.44" wide-.05" thick-.133" diam. hole (nylon)	C7AZ 9B501-A	1	1	1	1	1	1	1	1	1	1	1	1	
KIT - SECONDARY THROTTLE DIAPHRAGM WITH LEVER	B8AZ 9503-C	1	1	1	1	1	1	1	1	1	1	1	1	
Pin (lever to carb.)-3/16" x 11/16" spring	353848-S8(NN71)	1	1	1	1	1	1	1	1	1	1	1	1	
SPRING - SECONDARY THROTTLE DIAPHRAGM RETURN - 6 coils-1.05" O. D. - .31" I. D.	B8AZ 9B504-D	1	1	1	1	1	1	1	1	1	1	1	1	
COVER - SECONDARY THROTTLE DIAPHRAGM	B8A 9507-A	1	1	1	1	1	1	1	1	1	1	1	1	
Screw & washer assy. (diaphragm cover to carb.)-No. 8-32 x 3/4"	43395-S8(U75)	4	4	4	4	4	4	4	4	4	4	4	4	
WEIGHT - PUMP DISCHARGE BALL - .109" O. D. - .88" long	C2OZ 9B511-A	1	1	1	1	1	1	1	1	1	1	1	1	
BODY - MAIN Use with tag codes C2AE-AG,AJ,AK,AT,AU,AV Use with tag code C3AF-R Use with tag code C3AF-N Use with tag code C3AF-AU Use with tag code C3AF-AT	*C2SZ 9512-A	1	1				1	1	1		1		1	
Use with tag codes C2AE-AL,AN,AY,AZ Use with tag code C3AF-S Use with tag code C3AF-AV	C1AZ 9512-F			1			1				1		1	
Use with tag codes C2AE-AR, BA Use with tag code C3AF-T Use with tag code C3AF-AY	C1AZ 9512-J				1		1			1			1	
Plug (to plug drill passages in main body)-5/16"	359409-S(PP59)	4	4	4	4	4	4	4	4	4	4	4	4	
Ball (accel. pump inlet passage)-3/16" steel	371350-S(AA4)	1	1	1	1	1	1	1	1	1	1	1	1	
Plug (to plug hole from bowl to accel. pump)- 1/8" cup	359353-S(PP58)	1	1	1	1	1	1	1	1	1	1	1	1	
BAFFLE - EQUALIZER PASSAGE	C2SZ 9A517-A									2	2	2	2	
ADAPTOR - FUEL INLET	C1AE 9A520-A	1	1	1	1									
	C0AE 9A520-A						1	1	1	1	1	1	1	

DESCRIPTION AND RESTRICTIONS	PART NUMBER	CARB. PARTS LISTS												
		A	B	C	D	E	F	G	H	J	K	L	M	
SUPPORT - BOOSTER VENTURI	9A523													
Primary														
Identified by letter "G"	C1AZ 9A523-D	1		1			1							
Use with tag codes C2AE-AG,AL,AT,AY							1							
Identified by letter "T"	C1AZ 9A523-G		1		1			1	1	1		1		1
Use w/tag codes C2AE-AK, AR, AV, BA							1							
Identified by letter "K"	C2AZ 9A523-C										1		1	
Use with tag codes C2AE-AJ, AN, AU, AZ							1							
Ball (accel. pump discharge valve)-3/16" steel	371350-S(AA4)	1	1	1	1	1	1	1	1	1	1	1	1	1
Secondary-identified by letters "BA"														
Identified by letters "BA"	B8AZ 9A523-L	1	1	1	1	1	1	1	1	1	1	1	1	1
Screw (venturi secondary suppt.to carb.)- 1/4"-20 x 1" pan head	38294-S8(U141)	1	1	1	1	1	1	1	1	1	1	1	1	1
HORN - AIR - LESS SHAFT														
	C2SZ 9524-C	1	1	1	1	1		1	1	1	1	1	1	1
	*C2SZ 9524-A							1						
Screw & washer (horn & plugs to main body)- No. 10-32 x 5/8"	43256-S8	8	8	8	8	8	8	8	8	8	8	8	8	8
COVER - ACCELERATOR PUMP - LESS LINK														
	B8A 9528-A	1	1	1	1	1	1	1	1	1	1	1	1	1
Screw & washer (cover to carb.)-No. 8-32 x 5/8"	43255-S8(U74)	4	4	4	4	4	4	4	4	4	4	4	4	4
LINK - ACCELERATOR PUMP														
	C0AE 9529-A	1	1	1	1	1	1	1	1	1	1	1	1	1
Pin (accelerator pump link to cover)- . 187" x .50" diameter roll	353847-S8(NN109A)	1	1	1	1	1	1	1	1	1	1	1	1	1
ROD - FAST IDLE CAM														
	C1AE 9D530-A	1	1	1	1	1	1	1	1	1				
	C3AZ 9D530-A							1				1	1	1
Retainer (fast idle cam rod)-"C" washer	351825-S(XX9)	2	2	2	2	2	2	2	2	2	2	2	2	2
COMPENSATOR - HOT IDLE														
	C0LE 9B532-B							1	1					1
Screw (hot idle compensator to air horn)- No. 8-32 x 3/4" fillister head	31093-S7-8(U52)							2	2					2
JET - MAIN METERING - PRIMARY														
	9533													
No. 55 - 0 to 5,000 ft. altitude	C1AE 9533-B	2		2										
No. 53 - 5,000 to 10,000 ft. altitude	C1AZ 9533-H	2		2										
No. 51 - 10,000 to 15,000 ft. altitude	C1AZ 9533-M	2		2										
No. 54 - 0 to 5,000 ft. altitude	C1AE 9533-A		2		2			2	2	2		2		2
No. 52 - 5,000 to 10,000 ft. altitude	C1AZ 9533-L		2		2			2	2	2		2		2
No. 50 - 10,000 to 15,000 ft. altitude	C1AZ 9533-N		2		2			2	2	2		2		2
No. 56 - 0 to 5,000 ft. altitude	C1AZ 9533-D										2		2	
No. 54 - 5,000 to 10,000 ft. altitude	C1AE 9533-A										2		2	
No. 52 - 10,000 to 15,000 ft. altitude	C1AZ 9533-L										2		2	
Tag codes C2AE-AG, AL, AT, AY														
No. 55 - 0 to 5,000 ft. altitude	C1AE 9533-B							2						
No. 53 - 5,000 to 10,000 ft. altitude	C1AZ 9533-H							2						
No. 51 - 10,000 to 15,000 ft. altitude	C1AZ 9533-M							2						
Tag codes C2AE-AJ, AN, AU, AZ														
No. 56 - 0 to 5,000 ft. altitude	C1AZ 9533-D							2						
No. 54 - 5,000 to 10,000 ft. altitude	C1AE 9533-A							2						
No. 52 - 10,000 to 15,000 ft. altitude	C1AZ 9533-L							2						

DESCRIPTION AND RESTRICTIONS	PART NUMBER	CARB. PARTS LISTS 17N THRU 17Z											
		N	P	Q	R	S	T	U	V	W	X	Y	Z
GASKET SET	B7AZ 9502-D	1	1	1	1	1	1	1	1	1	1	1	1
KIT - TUNE UP	C2SZ 9A586-C	1	1	1	1	1	1	1	1	1	1	1	1
REPAIR KIT	B8AZ 9590-H	1	1	1	1	1	1	1	1	1	1	1	1
Connector(dist. vac. tube to carb.)-1/8" pipe thread	358165-S(Π-65)	1	1	1									
Screw (to set secondary idle air flow)- No. 10-32 set	370875-S8B(UU23)	1	1	1	1	1	1	1	1	1	1	1	1
Ball (accelerator pump inlet passage)	371350-S(AA4)										1		
GASKET - FUEL INLET	C2AZ 9229-A	1	1	1									
SEAL - FAST IDLE ROD -1/8" I.D. x 1/2" O.D.-felt-use with C4AZ 9C771-A washer .90" long-.44" wide-.05" thick-.133" diam.	B7AZ 9B501-A	1	1	1	1	1	1	1	1	1	1	1	1
	C7AZ 9B501-A	1	1	1	1	1	1	1	1	1	1	1	1
KIT - SECONDARY THROTTLE DIAPHRAGM hole (nylon)	B8AZ 9503-C	1	1	1	1	1	1	1	1	1	1	1	1
SPRING - SECONDARY THROTTLE DIAPHRAGM RETURN - 6 coils-1.05" O. D. -.31" I. D.	B8AZ 9B504-D	1	1	1	1	1	1	1	1	1	1	1	1
COVER - SECONDARY THROTTLE DIAPHRAGM Screw & washer assy. (diaphragm cover to carb.)-No. 8-32 x 3/4"	B8A 9507-A 43395-S8(U75)	1 4	1 4	1 4	1 4	1 4	1 4	1 4	1 4	1 4	1 4	1 4	1 4
WEIGHT - PUMP DISCHARGE BALL - .202" O.D. -.56" long	C3AZ 9B511-A	1	1										
.109" O.D. -.88" long	C2OZ 9B511-A			1	1	1	1	1	1	1	1	1	1
BODY - MAIN - use with tag code C3AF-BY Use with tag code C3AF-BZ Use with tag codes C3AF-BU, BV Plug (to plug hole from bowl to accelerator pump)-1/8" cup Plug (toplug drill passages in main body)-5/16" Ball (accel. pump inlet passage)-3/16" steel	C1AZ 9512-F C1AZ 9512-J ★C2SZ 9512-A 359353-S(PP58) 359409-S(PP59) 371350-S(AA4)	1 1 1 1 4 1	1 1 1 1 4 1	1 1 1 1 4 1	1 1 1 1 4 1	1 1 1 1 4 1	1 1 1 1 4 1	1 1 1 1 4 1	1 1 1 1 4 1	1 1 1 1 4 1	1 1 1 1 4 1	1 1 1 1 4 1	1 1 1 1 4 1
BAFFLE - EQUALIZER PASSAGE	C2SZ 9A517-A	1	2	2	2	2	2	2	2	2	2	2	2
ADAPTOR - FUEL INLET	C0AE 9A520-A	1	1	1							1		
SUPPORT - BOOSTER VENTURI - secondary identified by letters "BA" Primary-identified by letter "T" Primary-identified by letter "K" Tag codes C4AF-DH, DL, DU, DV Primary-identified by letters "KA" Tag codes C4AF-DJ, DK, EF Primary-identified by letters "KB" -tag code C4AF-DY Primary-identified by letters "KH"	B8AZ 9A523-L C1AZ 9A523-G C2AZ 9A523-C C4AZ 9A523-B C4TZ 9A523-C C5SZ 9A523-A	1 1 1 1 1 1	1 1 1 1 1 1	1 1 1 1 1 1	1 1 1 1 1 1	1 1 1 1 1 1	1 1 1 1 1 1	1 1 1 1 1 1	1 1 1 1 1 1	1 1 1 1 1 1	1 1 1 1 1 1	1 1 1 1 1 1	1 1 1 1 1 1
Screw (venturi secondary support to carb.)- 1/4"-20 x 1" pan head	38294-S8(U141)	1	1	1	1	1	1	1	1	1	1	1	1
Ball (accel. pump discharge valve)-3/16" steel	371350-S(AA4)	1	1	1	1	1	1	1	1	1	1	1	1
HORN - AIR - LESS SHAFT	C2SZ 9524-C	1	1	1	1	1	1	1	1	1	1	1	1
Screw & washer (horn & plugs to main body)- No. 10-32 x 5/8"	43256-S8	8	8	8	8	8	8	8	8	8	8	8	8
COVER - ACCELERATOR PUMP - LESS LINK	B8A 9528-A C4AZ 9528-B	1 1	1 1	1 1									
Screw & washer(cover to carb.)-No. 8-32 x 5/8"	43255-S8(U74)	4	4	4	1	1	1	1	1	1	1	1	1
Screw (cover to carb.)-No. 8-32 x 9/16" fill. hd.	379436-S8B(UU43F)				4	4	4	4	4	4	4	4	4

• Not applicable to 1960/64 models

DESCRIPTION AND RESTRICTIONS	PART NUMBER	CARB. PARTS LISTS 17N THRU 17Z											
		N	P	Q	R	S	T	U	V	W	X	Y	Z
LINK - ACCELERATOR PUMP	C0AE 9529-A	1	1	1									
	C4AZ 9529-B				1	1	1	1	1	1	1	1	1
Pin (accelerator pump link to cover)- .187" x .50" diameter roll	353847-S8(NN109A)	1	1	1								1	
ROD - FAST IDLE CAM	C3AZ 9D530-A	1	1	1									
"From 1/15/65"	C4AZ 9D530-A				1	1	1	1	1	1	1	1	1
"Before 1/15/65"							1	1	1	1	1	1	1
Retainer (fast idle cam rod)-"C" washer	351825-S(XX9)	2	2	2	2	2	2	2	2	2	2	2	2
COMPENSATOR - HOT IDLE	C0LE 9B532-B	1	1	1	1	1	1	1	1	1	1	1	1
Screw (hot idle compensator to air horn)- No. 8-32 x 3/4" fillister head	31093-S7-8(U52)	2	2	2	2	2	2	2	2	2	2	2	2
JET - MAIN METERING - PRIMARY	9533												
No. 56 - 0 to 5,000 ft. altitude	C1AZ 9533-D	2											
No. 54 - 5,000 to 10,000 ft. altitude	C1AE 9533-A	2											
No. 52 - 10,000 to 15,000 ft. altitude	C1AZ 9533-L	2											
No. 54 - 0 to 5,000 ft. altitude	C1AE 9533-A		2										
No. 52 - 5,000 to 10,000 ft. altitude	C1AZ 9533-L		2										
No. 50 - 10,000 to 15,000 ft. altitude	C1AZ 9533-N		2										
No. 48F - 0 to 5,000 ft. altitude	C3UZ 9533-D			2	2							2	
No. 46F - 5,000 to 10,000 ft. altitude	C3AZ 9533-G			2	2							2	
No. 44F - 10,000 to 15,000 ft. altitude	C3OZ 9533-G			2	2							2	
Tag codes C4AF-DK, EF													
No. 51F - 0 to 5,000 ft. altitude	C3DZ 9533-B					2							
No. 49F - 5,000 to 10,000 ft. altitude	C3DZ 9533-C					2							
No. 47F - 10,000 to 15,000 ft. altitude	C3UZ 9533-E					2							
Tag codes C4AF-DL, DU													
No. 50F - 0 to 5,000 ft. altitude	C3UZ 9533-C					2	2						
No. 48F - 5,000 to 10,000 ft. altitude	C3UZ 9533-D					2	2						
No. 46F - 10,000 to 15,000 ft. altitude	C3AZ 9533-G					2	2						
JET - MAIN METERING - SECONDARY	9533												
No. 63 - 0 to 5,000 ft. altitude	C1AE 9533-C	2											
No. 61 - 5,000 to 10,000 ft. altitude	C1AZ 9533-R	2											
No. 59 - 10,000 to 15,000 ft. altitude	C1AZ 9533-T	2											
Tag code C3AF-BV													
No. 62 - 0 to 5,000 ft. altitude	C1AE 9533-D		2										
No. 60 - 5,000 to 10,000 ft. altitude	C1AZ 9533-S		2										
No. 58 - 10,000 to 15,000 ft. altitude	C1AZ 9533-U		2										
Tag code C3AF-BZ													
No. 63 - 0 to 5,000 ft. altitude	C1AE 9533-C		2										
No. 61 - 5,000 to 10,000 ft. altitude	C1AZ 9533-R		2										
No. 59 - 10,000 to 15,000 ft. altitude	C1AZ 9533-T		2										
No. 57F - 0 to 5,000 ft. altitude	C3OZ 9533-A			2									
No. 55F - 5,000 to 10,000 ft. altitude	C3UZ 9533-B			2									
No. 53F - 10,000 to 15,000 ft. altitude	C3DZ 9533-A			2									
Tag codes C4AF-DH, DV													
No. 57F - 0 to 5,000 ft. altitude	C3OZ 9533-A				2								
No. 55F - 5,000 to 10,000 ft. altitude	C3UZ 9533-B				2								
No. 53F - 10,000 to 15,000 ft. altitude	C3DZ 9533-A				2								
Tag codes C4AF-DJ, DY													
No. 58F - 0 to 5,000 ft. altitude	C3GY 9533-A				2								
No. 56F - 5,000 to 10,000 ft. altitude	C3GY 9533-D				2								
No. 54F - 10,000 to 15,000 ft. altitude	C3GY 9533-C				2								
No. 67F - 0 to 5,000 ft. altitude	C3TZ 9533-D					2		2	2			2	
No. 65F - 5,000 to 10,000 ft. altitude	C3TZ 9533-A					2		2	2			2	
No. 63F - 10,000 to 15,000 ft. altitude	C3AZ 9533-B					2		2	2			2	
No. 61F - 0 to 5,000 ft. altitude	C3TZ 9533-C											2	
No. 59F - 5,000 to 10,000 ft. altitude	C3OZ 9533-B											2	
No. 57F - 10,000 to 15,000 ft. altitude	C3OZ 9533-A											2	

• Not applicable to 1960/64 models

DESCRIPTION AND RESTRICTIONS	PART NUMBER	CARB. PARTS LISTS 17N THRU 17Z												
		N	P	Q	R	S	T	U	V	W	X	Y	Z	
LEVER - CHOKE CONTROL	C3AZ 9A535-A	1	1	1									1	
GASKET - BOOSTER VENTURI SUPPORT	B8AZ 9A536-A	2	2	2	2	2	2	2	2	2	2	2	2	2
LEVER - FAST IDLE ADJUSTING	B9A 9538-A	1	1	1										
	C4AZ 9538-A				1	1	1	1	1	1	1	1	1	1
Nut (lever to throttle shaft)-No.10-32 hex.	34079-S7(M163)	1	1	1	1	1	1	1	1	1	1	1	1	1
Lockwasher-No. 10	34903-S8(X96)	1	1	1	1	1	1	1	1	1	1	1	1	1
SPRING-ACCELERATOR PUMP OVERTRAVEL	B8AZ 9A538-A	1	1	1	1	1							1	
SCREW - FAST IDLE ADJUSTING	C4AZ 9B538-A	1	1	1	1	1	1	1	1	1	1		1	1
No. 10-32 x 1, 12"														
NEEDLE - IDLE ADJUSTING	C8AZ 9541-C	2	2	2	2	2	2	2	2	2	2	2	2	2
ROD - ACCELERATOR PUMP LINK TO THROTTLE LEVER - service pkg. includes (5) pieces 375894-S7 clip	C0AZ 9B542-A	1	1	1										
	C4AZ 9B542-A				1	1	1	1	1	1	1	1	1	1
Clip (accel. pump link to throttle lever rod to overtravel pump lever)	375894-S7-8(GG215)	1	1	1	1	1	1	1	1	1	1	1	1	1
PLATE - CHOKE	C2AZ 9545-A	1	1	1	1	1	1	1	1	1	1	1	1	1
Screw (choke plate)-No. 6-32 x .31" pan head- (use with steel shaft)	378360-S2(UU81J)	2	2	2	2	2	2	2	2	2	2	2	2	2
SHAFT AND LEVER - CHOKE - brass shaft	*C2AZ 9546-C	1	1	1										
Steel shaft	C2AZ 9546-D	1	1	1										
	C4MY 9546-A				1	1								
	C5AZ 9546-B						1	1	1	1	1	1	1	1
DASHPOT	C1AZ 9B549-A		1	1	1	1		1		1	1			
Nut-5/16"-24	33923-S7(M32)		1	1	1	1		1		1	1			
Lockwasher-5/16"	34806-S7(X64)		2	2	2	2				2				
FLOAT - primary	C1AZ 9550-A	1	1	1	1	1							1	
Secondary	C6AZ 9550-C	1	1	1	1	1	1	1	1	1	1	1	1	1
BRACKET - DASHPOT MOUNTING	B8AZ 9B550-B		1	1	1	1		1		1	1			
Screw and washer (dashpot mounting bracket to carb.)-No. 10-32 x 1/2"	43252-S8(U77)		1	1	1	1		1		1	1			
PLATE - AIR DISTRIBUTION	C3MY 9F553-A							1						1
PIN - FLOAT HINGE	B8A 9558-A	2	2	2	2	2	2	2	2	2	2	2	2	2
SWIVEL - CHOKE PLATE ADJUSTING	C5AZ 9F558-A							1	1	1	1	1	1	1
DIAPHRAGM - ACCELERATOR PUMP	C2AZ 9B559-A	1	1	1	1									
	C4AZ 9B559-A				1	1	1	1	1	1	1	1	1	1
GASKET - FLOAT BOWL	C2SZ 9561-A	1	1	1	1	1	1	1	1	1	1	1	1	1
GASKET - ECONOMIZER COVER	B7A 9563-A	1	1	1	1	1	1	1	1	1	1	1	1	1
VALVE AND SEAT - FUEL INLET - includes (1) B7A 9569-A gasket and (1) B7AZ 9599-B retainer	*C2AZ 9564-B	2	2	2										
	C2AZ 9564-D	2	2	2	2	2	2	2	2	2	2	2	2	2
ECONOMIZER	9A565													
0 to 5, 000 ft. altitude	C0AZ 9A565-A	1	1	1	1	1	1	1	1	1	1	1	1	1
5, 000 to 10, 000 ft. altitude-ident. color "Green"	C0AZ 9A565-B	1	1	1	1	1	1	1	1	1	1	1	1	1
10, 000 to 15, 000 ft. altitude-ident. color "Yellow"	C3AZ 9A565-D	1	1	1	1	1	1	1	1	1	1	1	1	1

* Not applicable to 1960/64 models

DESCRIPTION AND RESTRICTIONS	PART NUMBER	CARB. PARTS LISTS 17N THRU 17Z												
		N	P	Q	R	S	T	U	V	W	X	Y	Z	
FILLER - ACCELERATOR PUMP CAVITY	C3OZ 9F565-A	1	1	1										
GASKET - HOT IDLE COMPENSATOR	C0LE 9B567-A	1	1	1	1	1	1	1	1	1	1	1	1	1
GASKET - FLOAT VALVE SEAT	B7A 9569-A	2	2	2	2	2	2	1	1	1	1	1	1	1
BUSHING - ACCELERATOR PUMP OVERTRAVEL-SPRING	C3AZ 9F569-A	1	1	1	1	1					1			
SPRING - PRIMARY FLOAT DAMPENER	C3AZ 9F570-A	1	1	1	1	1	1	1	1	1	1	1	1	1
SPRING - SECONDARY FLOAT DAMPENER	C3AZ 9F571-A	1	1	1	1	1	1	1	1	1	1	1	1	1
RETAINER - accelerator pump check valve - 1/4"-28 thread	B8A 9575-A	1	1	1										
Secondary vacuum control valve spring)-.133" O.D. x .06" thick	B8AZ 9575-B	1	1	1	1	1								1
Washer (accel.pump valve return gasket)-1/4"flat	374818-S(XX97A)	1	1	1										
HOUSING ASSY. - CHOKE - service pkg. Includes (1) B8A 9853-A gasket	C6AZ 9A575-A	1	1	1	1	1	1	1	1	1	1	1	1	1
Screw and washer (housing assy. -choke to main body)-No. 8-32 x 1.76" fillister head	378547-S7-8(BB61B)							3	3	3	3	3	3	3
BALL - SECONDARY VACUUM CHECK VALVE - 1/8" diameter	78 9576	1	1	1	1	1	1	1	1	1	1	1	1	1
VALVE - ACCELERATOR PUMP CHECK	C4AZ 9576-A				1	1	1	1	1	1	1	1	1	1
Screw (lever adjusting)-No. 6-32 x .75"hex.hd.	372307-S(BB527)				1									
SCREW - PUMP DISCHARGE NOZZLE	C0AZ 9577-A	1	1	1	1	1	1	1	1	1	1	1	1	1
Washer-1/4" flat (buna coated aluminum)	374370-S(XX94A)	1	1	1	1	1		1	1	1	1	1	1	1
LEVER - FAST IDLE CAM	C3AZ 9F577-A	1	1	1										
Nylon	C4AZ 9F577-B				1	1	1	1	1	1	1	1	1	1
Screw (lever adjusting)-No. 6-32 x .75" hex.hd.	372307-S(BB527)					1	1	1	1	1	1	1	1	1
SPRING - secondary vacuum control valve - 16 coils-. 11" O.D. -. 375" long	B8A 9578-A	1	1	1	1	1								
Fast idle adjusting lever-4 1/2 coils- . 20" I.D. -. 58" long	B8A 9578-B	1	1	1	1	1	1	1	1	1	1	1	1	1
Idle adjusting needle	*40 9578	2	2	2	2	2	2	2	2	2	2	2	2	2
Screw (normal idle adjusting)-No. 10-32 x 1" hex. slotted head	355107-S7(BB536)	1	1	1	1	1	1	1	1	1	1	1	1	1
PIN - FAST IDLE ADJUSTING LEVER	B9A 9579-B	1	1	1	1	1	1	1	1	1	1	1	1	1
SHAFT & LEVER - THROTTLE- service pkg. includes (1) 378360-S2 screw	B8AZ 9581-D	1	1	1	1	1								
Pin (lever to carb.)-3/16" x 11/16" spring	353848-S8(NN71)	1	1	1	1	1	1	1	1	1	1	1	1	1
PLATE - THROTTLE - Primary	B8A 9585-F	2	2	2	2	2	2	2	2	2	2	2	2	2
Secondary	B8A 9585-G	2	2	2	2	2	2	2	2	2	2	2	2	2
Screw (throttle plate)-No. 8-32 x .38" fill. hd. - (use with steel shaft)	378361-S2(UU43D)	8	8	8	8	8	8	8	8	8	8	8	8	8
MAGNET - CHOKE PLATE	C2SZ 9E585-A			1										
SCREW - CHOKE PLATE -No. 6-32 oval hd. - (use with brass shaft)	B9A 9586-A	2	2	2										
Screw (throttle plate)-No. 8-32 x .42" oval hd. - tubular-(use with brass shaft)	B7A 9586-E	8	8	8										
GASKET - ECONOMIZER	C2AZ 9A588-B	1	1	1	1	1	1	1	1	1	1	1	1	1

* Not applicable to 1960/64 models

DESCRIPTION AND RESTRICTIONS	PART NUMBER	CARB. PARTS LISTS 17N THRU 17Z												
		N	P	Q	R	S	T	U	V	W	X	Y	Z	
SPRING - THERMOSTATIC CHOKE - 8 coils	C2AZ 9A590-A C2SZ 9A590-A	1	1											
LEVER AND SHAFT - SECONDARY THROTTLE PLATE - steel shaft	B8AZ 9A592-E	1	1	1	1	1	1	1	1	1	1	1	1	
ROD - SECONDARY DIAPHRAGM CONTROL Retainer (rod to lever)	B8A 9596-A 353610-S8(NN126)	1	1	1	1	1	1	1	1	1	1	1	1	
CAM - FAST IDLE	C1AZ 9597-A C1AZ 9597-B C4GY 9597-A	1		1										
"Before 1/15/65"					1	1								
"From 1/15/65"	C5AZ 9597-D						1	1	1	1	1	1	1	
Retainer (fast idle cam)-"C" washer	351825-S(XX9)	1	1	1	1	1	1	1	1	1	1	1	1	
RETAINER - FLOAT LEVER SHAFT	B7AZ 9599-B	2	2	2	2	2	2	2	2	2	2	2	2	
ROD - thermostatic choke lever	C1AZ 9A599-A	1	1	1										
Choke control	C4AZ 9A599-A				1	1								
Choke control	C5AZ 9A599-B						1	1	1	1	1	1	1	
Retainer (rod to carburetor)	353610-S8(NN126)	1	1	1	2	2								
Ring (rod to shaft & lever)-1/8" retaining	377918-S8B(XX14F)						1	1	1	1	1	1	1	
SPRING - PUMP LEVER RETURN	B8AZ 9636-A	1	1	1	1	1	1	1	1	1	1	1	1	
SHAFT AND LEVER - CHOKE HOUSING	C3AZ 9A753-A C4AZ 9A753-B	1	1	1	1		1	1	1	1	1	1	1	
Retainer (shaft and lever to choke housing)-"C" washer	353862-S8(XX10)	1	1	1								1		
Nut (shaft and lever to housing)-No. 8-36 hex.	355829-S7(MM15)	1	1	1									1	
Lockwasher-No. 8	34802-S7(X59)	1	1	1									1	
LINER - THERMOSTATIC CHOKE LEVER BUSHING	C2AZ 9A756-A	1	1	1										
LEVER AND BUSHING - THERMOSTATIC CHOKE	C3AZ 9A757-A	1	1	1										
WASHER - CHOKE ROD SEAL -.66" long-.50" wide-.015" thick-.18" diam.hole (brass)-use with B7AZ 9B501-A seal	C4AZ 9C771-A	2	2	2	2	2	2	2	2	2	2	2	2	
SPACER - THERMOSTATIC CHOKE SHAFT	B7AZ 9812-A	1	1	1										
PISTON ASSY. - CHOKE -	C6AZ 9840-B				1	1	1	1	1	1	1	1	1	
CLAMP - THERMOSTATIC CHOKE HOUSING	B6A 9842-A C4AZ 9842-A	1	1	1										
Screw (clamp housing)-No. 8-32 x 1/2" fill.hd.	31061-S8(U50)				3	3	3	3	3	3	3	3	3	
Lockwasher-No. 8	34802-S7(X59)				3	3	3	3	3	3	3	3	3	
HOUSING - CHOKE THERMOSTAT - identified by letters "TK"-service pkg. includes (1) C1AZ 9871-A gasket	C0AE 9848-B	1	1	1										
Identified by letters "TN"-service pkg. includes (1) C1AZ 9871-A gasket - tag codes C4AF-DH, DK, DV, EF	C4AZ 9848-A				1	1								
Identified by letters "TO"-service pkg. includes (1) C1AZ 9871-A gasket-tag codes C4AF-DJ, DL, DU, DY	C4AZ 9848-B				1	1								
Identified by letters "TT"-service pkg. includes (1) C1AZ 9871-A gasket	C5AZ 9848-C						1	1	1	1	1	1	1	
Screw (clamp to housing)-No. 8-32 x 1/2" fill. hd.	31061-S8(U50)								3			3		
Lockwasher-No. 8	34802-S7(X59)								3			3		

* Not applicable to 1960/64 models

DESCRIPTION AND RESTRICTIONS	PART NUMBER	CARB. PARTS LISTS 17N THRU 17Z											
		N	P	Q	R	S	T	U	V	W	X	Y	Z
HOUSING AND PLUGS - CHOKE - use with tag code C3AF-BY Use with tag code C3AF-BU	C3AZ 9849-A	1	1										
	C3AZ 9849-B	1	1	1									
	C4AZ 9849-A					1	1						
Screw (choke control housing to body)- No. 8-32 x 1 5/8" fillister head	26576-S7-8(U168B)	3	3	3									
Lockwasher-No. 8	34802-S7(X59)	3	3	3									
Washer-No. 8-flat	359113-S(XX46)			3									
Screw and washer (housing and plugs to main body)-No. 8-32 x 1.76" fillister head	378547-S7-8(BB61B)					3	3						
KIT - THERMOSTATIC CHOKE INSTALLATION With this kit the following parts must be used- 1-C3AZ 9D530-A rod, 1-C1AZ 9A599-A rod, 1-375894-S7-8 clip	C2AZ 9850-D	1	1										
Screw (choke plate pulldown adjusting)- No. 10-32 x .62" set	378273-S7-8(UU26J)	1	1	1									
GASKET - THERMOSTATIC CHOKE HOUSING	B8A 9853-A	1	1	1	1	1	1	1	1	1	1	1	1
SHIELD - CHOKE THERMOSTAT	B8A 9861-A	1	1	1									
Screw and washer (shield to housing)- No. 8-32 x 3/8" fillister head	C4AZ 9861-A 43248-S8(U72)	1	1	1	2	2	2	2	2	2	2	2	2
GASKET - THERMOSTATIC CHOKE HOUSING	C1AZ 9871-A	1	1	1	1	1	1	1	1	1	1	1	1
SCREW - CHOKE HOUSING COVER	C3AZ 9B874-A	3	3	3									
LEVER - ACCELERATOR PUMP OVERTRAVEL -service pkg. includes (1) C3AZ 9F569-A bushing	B8AZ 9919-A	1	1	1	1	1						1	
Retainer (pump overtravel lever to throttle shaft)-"C" washer	374035-S(XX31C)	1	1	1	1	1						1	
Ring (lever to shaft)-1/8" retaining	377918-S8B(XX14F)				1	1							
COVER - ECONOMIZER VALVE	B7A 9930-A	1	1	1	1	1	1	1	1	1	1	1	1
Screw & washer (economizer valve cover to main body)-No. 8-32 x 3/8" fillister head	43248-S8(U72)			4	4	4	4	4	4	4	4	4	4
Screw (economizer valve cover to main body)- No. 8-32 x 1/2" fillister head	31061-S8(U50)	4	4										
Lockwasher-No. 8	34802-S7(X59)	4	4										
SCREEN - FILTER	B7A 9938-A	1	1	1									
TUBE - SECONDARY THROTTLE CONTROL VACUUM - standard size-use with new air horn only	B8A 9997-A	1	1	1	1	1	1	1	1	1	1	1	1
.002" O/S - use as service replacement for B8A 9997-A tube only	B8A 9997-B	1	1	1	1	1	1	1	1	1	1	1	1

• Not applicable to 1960/64 models

DESCRIPTION AND RESTRICTIONS	PART NUMBER	CARB. PARTS LISTS 18A THRU 18M												
		▲A	▲B	C	D	E	F	G	H	J	K	L	M	
GASKET SET -services (1) carb. only	B8AZ 9502-C	1	1	1	1									
REPAIR KIT - services complete 3 carb. installation	C1AZ 9590-H		1	1	1									
Services complete 3 carb. installation	C1AZ 9590-K	1												
Connector (hose-used as fuel inlet fitting)	372165-S(II-191J)	1	1	1	1									
Stud-5/16"-18 & 5/16"-24 x 1.30"	357428-S7-8(WW14)	4	4											
Stud-5/16"-18-24 x 1.50"	★ 88391-S8			9	3									
Stud-5/16"-18 & 5/16"-24 x 1 3/4"	88411-S7(W9)			3	1									
Nut-5/16"-24	351089-S8(MM20)	4	4	4	4									
Nut-5/16"-24	33798-S8(M62)				4									
Lockwasher-5/16"	34806-S7(X64)	4	4	4										
SEAL - FAST IDLE ROD	C1AE 9B501-A	1		1										
LEVER - ACCELERATOR PUMP OPERATING	B8AZ 9A506-A	1	1	1	1									
Screw (accelerator pump lever adjusting)- No. 10-32 x .50" hex. head slotted	370050-S2(BB537)	1	1	1	1									
Sleeve-nut (accelerator pump lever adjusting)- No. 10-32 x .26"	370052-S2(MM219)	1	1	1	1									
BOWL AND PLUGS - FLOAT	C1AZ 9A507-B	1		1										
	C1AZ 9A507-C		1		1									
Screw (fuel bowl and plugs to carb. main body)- No. 12-24 x 2.56"	359747-S2(BB809)	4	4	4	4									
BODY AND PLUGS - MAIN METERING	C1AZ 9A511-A	1												
	C1AZ 9A511-B		1											
	C2SZ 9A511-A			1										
	★ C2SZ 9A511-B				1									
BODY - MAIN	C1AZ 9512-G	1												
	C1AZ 9512-H		1		1									
	C2SZ 9512-B			1										
GASKET - THROTTLE BODY TO MAIN BODY	EDC 9516-A	1	1	1	1									
VALVE - ACCELERATOR PUMP DISCHARGE NEEDLE	B9TE 9A516-A	1	1	1	1									
BAFFLE - FLOAT BOWL - PRIMARY	B8AZ 9A517-A	1	1	1	1									
BODY AND SHAFT - THROTTLE	C1AZ 9518-B	1												
	C1AZ 9518-A		1											
	★ C2SZ 9518-A			1										
	★ C2SZ 9518-B				1									
Screw and washer (throttle body to main body)- No. 12-24 x .81" fillister head	359736-S2(BB67)	5	5	5	5									
GASKET - MAIN METERING BODY - PRIMARY	B9TZ 9A518-A	1	1	1	1									
SPRING - FLOAT	B9TE 9A519-B	1	1											
GASKET - valve seat lock screw	B9TE 9A522-A	2	2	2	2									
Valve seat adjusting nut	B9TE 9A522-B	2	2	2	2									
CAM - ACCELERATOR PUMP DIAPHRAGM	B7AZ 9526-B	1	1	1	1									
Screw (cam to throttle shaft and lever)- No. 6-20 x 1/2" pan head slotted-tapping	375557-S7-8(UU82)	1	1	1	1									

▲ Parts lists identified by symbol are also used with 406 engines.

DESCRIPTION AND RESTRICTIONS	PART NUMBER	CARB. PARTS LISTS												
		18A	18B	18C	18D	18E	18F	18G	18H	18J	18K	18L	18M	
KIT - ACCELERATOR PUMP COVER - consists of the following- 1-B8A 9528-B cover,4-43250-S screw & washer & 4-359757-S2 screw and washer Screw and washer (cover to carb.)- No. 8-32 x 5/8"	B8A 9528-B	1	1	1	1									
	43255-S8(U74)	4	4	4	4									
LINK - ACCELERATOR PUMP	C2DZ 9529-A		1		1									
JET - MAIN METERING No. 61 - 0 to 5,000 ft. altitude No. 66 - 0 to 5,000 ft. altitude No. 57 - 0 to 5,000 ft. altitude No. 60 - 0 to 5,000 ft. altitude	B4Q 9533-A	2												
	8MB 9533-B		2											
	26H 9533			2										
	1GA 9533-C				2									
LEVER - FAST IDLE PICK UP	B7AZ 9A535-C	1		1										
LEVER - FAST IDLE ADJUSTING Screw (fast idle adjusting)- No. 8-32 x .63" hex. slotted head-pilot point Screw and lockwasher (lever to main body)- No. 10-32 x 3/8"	B7A 9538-A	1		1										
	372242-S7-8(BB411)	1		1										
	42802-S8(U33)	1		1										
NEEDLE - IDLE ADJUSTING	B7A 9541-A	2	2	2	2									
PLATE - CHOKE - R. H.	B7A 9545-B	1		1										
SHAFT AND LEVER - CHOKE	B7A 9546-B	1		1										
DASHPOT Nut-5/16"-24 Lockwasher-5/16"	C1AZ 9B549-A				1									
	33923-S7(M32)				1									
	34806-S7(X64)				1									
FLOAT Retainer (float bowl)	B9TE 9550-A	1	1	1	1									
	351826-S(XX2)	1	1	1	1									
BAFFLE - METERING BODY VENT	B8A 9553-C	1	1	1	1									
DIAPHRAGM - ACCELERATOR PUMP	C0AE 9B559-D	1	1	1	1									
GASKET - FLOAT BOWL - PRIMARY	B8A 9561-C	1	1	1	1									
PLUG - FLOAT HOUSING FUEL LEVEL CHECK - 5/16"-24 x 1/4" slotted	B7T 9562-A	1	1	1	1									
VALVE AND SEAT - FUEL INLET Screw (fuel valve adjusting nut lock)- 1/4"-32 x .33" Nut (fuel valve adjusting)-5/16" x 3/8"	C1AZ 9564-A	1	1	1	1									
	373246-S(BB660)	1	1	1	1									
	372426-S8B(MM168)	1	1	1	1									
ECONOMIZER - STAMPED No. 65	B8AZ 9A565-A	1		1										
RETAINER - PUMP OPERATING LEVER - SPLIT - serviced in 9590 kit	B2A 9568-B	1	1	1	1									
SPRING - FAST IDLE CAM LEVER	B7AZ 9B569-A	1		1										
SPRING - PUMP LEVER ADJUSTING SCREW	B7A 9571-A	1	1	1	1									
CUP - PUMP PISTON	C2DZ 9572-B			1										
NOZZLE - PUMP DISCHARGE Screw (pump discharge nozzle)- No. 12-24 x 3/4" oval head	B8A 9577-B	1	1	1	1									
	* 50420-S7	1	1	1	1									

▲ Parts lists identified by symbol are also used with 406 engines.

DESCRIPTION AND RESTRICTIONS	PART NUMBER	CARB. PARTS LISTS														
		18 A	THRU	18 M	▲A	▲B	C	D	E	F	G	H	J	K	L	M
SPRING - THROTTLE STOP SCREW - 4 1/2 coils-.20" I.D. -.58" long	B8A 9578-B	1	1	1	1											
Fast idle cam lever screw	★40 9578	1		1												
Screw (throttle stop)-No. 10-32 x 1" fillister hd.	31676-S(U57)	1	1	1												
GASKET - PUMP DISCHARGE NOZZLE AND PUMP DISCHARGE SCREW	B7AE 9580-A	2	2	2	2											
SHAFT AND LEVER - THROTTLE	C1AZ 9581-B	1														
	C1AZ 9581-A		1		1											
	C2SZ 9581-A			1												
PLATE - THROTTLE - primary	B8A 9585-A	2	2	2												
	★C2SZ 9585-A				2											
SCREW - throttle plate	B8A 9586-A	4	4	4	4											
Choke plate (No. 6-32 oval head)	B9A 9586-A	2														
GASKET - ECONOMIZER - serviced in kit 9502	★A8AZ 9A588-A	1	1	1	1											
	B7AZ 9A588-A	1	1	1												
GASKET - FLOAT BOWL SCREW	B7A 9592-A	4	4	4	4											
CAM - FAST IDLE	B8S 9597-A	1			1											
ROD - CHOKE CONTROL	B7AZ 9A599-B	1			1											
Retainer (rod to carburetor)	353610-S8(NN126)	2			2											
"O" RING - SECONDARY VENTURI TUBE - serviced in kit 9502	B6A 9609-A	1	1	1	1											
SEAL - IDLE ADJUSTING NEEDLE	B7A 9634-A	2	2	2	2											
SPRING - ACCELERATOR PUMP DIAPHRAGM RETURN	B7A 9636-B	1	1	1	1											
SHAFT AND LEVER - CHOKE HOUSING	B7AZ 9A753-B	1		1												
Nut (shaft and lever to housing)-No. 8-36 hex.	355829-S7(MM15)	1														
Lockwasher-No. 8	34802-S7(X59)	1														
PISTON LEVER AND LINK - THERMOSTATIC CHOKE	★C1AZ 9A796-A	1		1												
SPACER - SECONDARY THROTTLE PLATE CONTROL LEVER	B5AZ 9812-A	1		1												
CLAMP - THERMOSTATIC CHOKE HOUSING	B6A 9842-A	1		1												
Screw (clamp housing)-No. 8-32 x 1/2"	31061-S8(U50)	3		3												
Lockwasher-No. 8	34802-S7(X59)	3		3												
HOUSING - CHOKE THERMOSTAT - service pkg. includes gasket	B8A 9848-A	1		1												
HOUSING AND PLUGS - CHOKE	C0AE 9849-C	1		1												
Screw and washer (choke housing to main body)-	359737-S(BB59)	3		3												
GASKET - CHOKE THERMOSTATIC CONTROL	B7A 9853-B	2		2												
GASKET - THERMOSTATIC CHOKE HOUSING	C8OZ 9871-A	1		1												
SCREEN - FILTER	B8A 9938-A	1	1	1	1											

▲ Parts lists identified by symbol are also used with 406 engines.

DESCRIPTION AND RESTRICTIONS	PART NUMBER	CARB. PARTS LISTS 20A THRU 20M												
		A	B	C	D	E	F	G	H	J	K	L	M	
GASKET SET	B7AZ 9502-G		1	1	1	1	1	1	1	1		1	1	1
KIT - TUNE UP	B9AZ 9A586-D							1						
REPAIR KIT	C0AZ 9590-M C6AZ 9590-A	1	1	1	1	1	1							
Connector (distributor vacuum tube to carb.)- 1/8" pipe thread	358165-S(II-65)					1	1		1					
Connector (fuel inlet fitting)	372165-S(II-191J)		1	1	1				1		1			
Connector (fuel inlet fitting)	374624-S(II-152)	1				1	1							
Plug (spark hole)-1/8" hex. socket head	87708-S(P14)				1								1	
"O" RING - FLOAT BOWL TUBE CONNECTOR SEAL	B5A 9229-A	2	2	1	1				2					
GASKET - FUEL INLET FITTING	C2AZ 9229-A	1	1	1	1				1					
HOUSING AND PLUGS - SECONDARY THROTTLE	B7A 9501-A	1	1	1	1	1	1	1	1	1	1	1	1	1
Screw and washer (housing to throttle body)- No. 8-32 x 1"	43407-S8(U76)	3	3	3	3	3	3	3	3	3	3	3	3	3
TUBE - BALANCE - .156" O.D. - 7.56" long	EDC 9A501-A		1	1	1	1	1							
Washer (balance tube)-No. 6-flat-.307" O.D. - .165" I.D. x .015" thick	372239-S(XX44)		2	2	2	2	2							
SEAL - FAST IDLE ROD	C1AE 9B501-A	1	1	1	1	1	1	1	1					
DIAPHRAGM - SECONDARY THROTTLE	B8A 9503-A B7T 9503-A	1	1	1	1	1	1		1			1	1	1
Washer (diaphragm link to lever)-"C" retainer	351825-S(XX9)	1	1	1	1	1	1	1	1	1	1	1	1	1
SPRING - SECONDARY THROTTLE DIAPHRAGM RETURN	B5AZ 9B504-A	1				1	1	1			1			
ROD - SECONDARY THROTTLE CONTROL	B7AZ 9B504-C		1	1	1					1		1	1	1
Retainer (rod to shaft)-spring-.44" long	B7AZ 9C504-A	1	1	1	1	1	1	1	1	1	1	1	1	1
Washer-.129"/.134" flat	353610-S8(NN126)	2	2	2	2	2	2	2	2	2	2	2	2	2
Washer-.129"/.134" flat	353854-S8(XX64)	1	1	1	1	1	1	1	1	1	1	1	1	1
LEVER - ACCELERATOR PUMP OPERATING	B8AZ 9A506-A	1	1	1	1	1	1	1	1	1	1	1	1	1
Screw (accelerator pump lever adjusting)- No. 10-32 x .50" hex. head slotted	370050-S2(BB537)	1	1	1	1	1	1	1	1	1	1	1	1	1
Sleeve nut (accel. pump lever adjusting)- No. 10-32 x .26"	370052-S2(MM219)	1	1	1	1	1	1	1	1	1	1	1	1	1
COVER - SECONDARY THROTTLE DIAPHRAGM	C3AZ 9507-A		1	1	1				1					
Screw and washer assy. (diaphragm cover to carb.)-No. 8-32 x 5/8"	B7A 9507-B 43255-S8(U74)	1	4	4	4	4	4	4	4	4	4	4	4	4
BOWL AND PLUGS - FLOAT - primary	C0AE 9A507-A		1	1		1	1							
	C3AZ 9A507-A	1			1									
	B9TE 9A507-C								1					
	C6AZ 9A507-A									1				
Screw (fuel bowl and plugs to carb. main body)- No. 12-24 x 2.56"	359747-S2(BB809)	4	4	4	4	4	4	4	4	4	8	4	4	4
Plug (fuel bowl)-1/8"-27 pipe	87650-S(P12)										1			
BOWL AND PLUGS - FLOAT - secondary Use with fuel inlet adjustable needle & seat only	B9AZ 9A508-A		1	1	1		1							
	C3AZ 9A508-A	1						1						
	C6AZ 9A508-A								1					
Screw (secondary bowl and plugs to carb. main body)-No. 12-24 x 1.88" special head	372238-S7-8(BB811)		4	4	4	4	4	4	4					
Screw (secondary bowl & plugs to carb. main body)-No. 12-24 x 2.56"	359747-S2(BB809)	4								4	4	4	4	4

• Not applicable to 1960/64

DESCRIPTION AND RESTRICTIONS	PART NUMBER	CARB. PARTS LISTS 20A THRU 20M												
		A	B	C	D	E	F	G	H	J	K	L	M	
BUSHING - SECONDARY THROTTLE SHAFT	B7AZ 9B508-A	3	3	3	3	3	3	3	3	3	3	3	3	
Center	B8AZ 9B508-A	1	1	1	1	1	1	1	1	1	1	1	1	
BODY & PLUGS-MAIN METERING PRIMARY	C0AE 9A511-A		1	1										
	B9LE 9A511-A					1	1							
	C3AZ 9A511-A	1												
	C4AZ 9A511-A				1									
	C5AZ 9A511-A								1					
BODY - MAIN	C3AZ 9512-C		1	1										
	C1AZ 9512-B					1								
	C3AZ 9512-A						1							
	C3AZ 9512-B	1												
BODY - MAIN METERING SECONDARY - stamped No. 10	C0AZ 9A513-A		1	1										
Stamped No. 11	C1AZ 9A513-A				1	1	1							
Stamped No. 3814	C3AZ 9A513-A	1												
Stamped No. 20	C6AZ 9A513-A								1					
Screw (secondary metering body to carb. main body)-No. 8-32 x .56" flat head-cross recess	372243-S7-8(BB110)		6	6	6	6	6	6						
PLATE - MAIN METERING	B8A 9514-A		1	1	1	1	1	1						
GASKET - THROTTLE BODY TO MAIN BODY	B8S 9516-A		1	1	1	1	1	1		1	1	1	1	
	C3AZ 9516-A	1							1		1			
VALVE - ACCELERATOR PUMP DISCHARGE NEEDLE	B9TE 9A516-A	1	1	1	1	1	1	1	1	1	1	1	1	
BAFFLE - FLOAT BOWL - primary	B8AZ 9A517-A	1	1	1	1	1	1	1		1				
Secondary	★B8AZ 9A517-B	1			1				1		1			
Secondary	B9TE 9A517-B		1	1		1	1							
BODY AND SHAFT - THROTTLE	C3AZ 9518-B		1	1										
	C3AZ 9518-A	1												
	C4AZ 9518-A				1									
	B9LE 9518-A					1	1							
	C6AZ 9518-A							1	1					
Screw and washer (throttle body to main body)-No. 12-24 x .81" fillister head	359736-S2(BB67)	AR	AR	AR	AR	AR	AR	AR	AR	AR	AR	AR	AR	
GASKET - MAIN METERING BODY Primary	B9TZ 9A518-A	2								2	2	2	2	
Secondary	B8AZ 9A518-A		1	1	1	1	1	1						
SPRING - FLOAT	B9TE 9A519-B	2	2	2	2	2	2	2		2				
GASKET - valve seat lock screw	B9TE 9A522-A	2	2	2	2	2	2	2	2		2	2	2	
Valve seat adjusting nut	B9TE 9A522-B	2	2	2	2	2	2	2	2		2	2	2	
CAM - ACCELERATOR PUMP DIAPHRAGM OPERATING	B7AZ 9526-B	1	1	1	1	1	1	1	1	1	1	1	1	
Screw (cam to throttle shaft and lever)-No. 6-20 x 1/2" pan head slotted-tapping	375557-S7-8(UU82)	1	1	1	1	1	1	1	1	1	1	1	1	
KIT - ACCELERATOR PUMP COVER - consists of the following- 1-B8A 9528-B Cover,4-43250-S Screw & washer & 4-359757-S2 Screw and washer	B8A 9528-B	1	1	1	1	1	1	1	1		1	1	1	
Screw and washer (cover to carb.)-No. 8-32 x 5/8"	43255-S8(U74)	4	4	4	4	4	4	4	4		4	4	4	
JET - MAIN METERING - PRIMARY														
No. 64 - 0 to 5,000 ft. altitude	1GA 9533-A							2						
No. 62 - 0 to 5,000 ft. altitude	1GA 9533-B		2	2										
No. 66 - 0 to 5,000 ft. altitude	8MB 9533-B				2	2								
No. 67 - 0 to 5,000 ft. altitude	B4C 9533-A	2												
- 0 to 5,000 ft. altitude	C7AZ 9533-A								2					
Secondary - No. 77 - 0 to 5,000 ft. altitude	C3AZ 9533-D	2												

• Not applicable to 1960/64 models

DESCRIPTION AND RESTRICTIONS	PART NUMBER	CARB. PARTS LISTS 20A THRU 20M												
		A	B	C	D	E	F	G	H	J	K	L	M	
TUBE-FLOAT BOWL CONNECTION .250" O. D. -6.00" long	B7A 9534-A B8A 9534-A	1												
LEVER - FAST IDLE ADJUSTING	B8A 9538-B	1	1	1	1	1	1	1	1	1	1	1	1	1
Screw (fast idle adjusting)-No. 8-32 x .63" hex. slotted head-pilot point	372242-S7-8(BB411)	1	1	1	1	1	1	1	1	1	1	1	1	1
Screw and lockwasher (lever to main body)- No. 10-32 x 3/8"	42802-S8(U33)	1	1	1	1	1	1	1	1	1	1	1	1	1
NEEDLE - IDLE ADJUSTING	B7A 9541-A	1	2	2	2	2	2	2	2	2	2	2	2	2
PLATE - CHOKE	B7A 9545-B C3AZ 9545-B		1	1	1	1	1	1						
SHAFT AND LEVER - CHOKE	B7A 9546-B	1	1	1	1	1	1	1	1	1	1	1	1	1
DASHPOT	C1AZ 9B549-A									1			1	
Nut (dashpot to mounting brkt.)-5/16"-24	33923-S7(M32)									1			1	
FLOAT	B9TE 9550-A		2	2		2	1							
Primary		1			1									
Primary and secondary	B9TZ 9550-A							2						
Secondary	C3AZ 9550-B	1			1		1							
FLOAT & LEVER ASSY.	C6AZ 9550-B									2		2	2	2
Retainer (float bowl)	351826-S(XX2)	2	2	2	2	2	2	2	2					
BAFFLE - METERING BODY VENT	B8A 9553-C	1	1	1	1	1	1		1	1	1	1	1	1
DIAPHRAGM - ACCELERATOR PUMP	C0AE 9B559-D	1	1	1	1	1	1	1	1	1	1	1	1	1
GASKET - FLOAT BOWL	B8A 9561-C	2							2	2	2	2	2	2
Primary			1	1	1	1	1	1						
Secondary	B8A 9561-D		1	1	1	1	1	1						
PLUG - FLOAT HOUSING FUEL LEVEL CHECK - 5/16"-24 x 1/4" slotted	B7T 9562-A	2	2	2	2	2	2	2	2		2	2	2	2
VALVE AND SEAT - FUEL INLET	B9TE 9564-D		2	2										
Screw (fuel valve adjusting nut lock)- 1/4"-32 x .33"	C1AZ 9564-A 373246-S(BB660)	2			2	2	2	2	2			2	2	2
Nut (fuel valve adjusting)-5/16" x 3/8"	372426-S8B(MM168)	2	2	2	2	2	2	2	2		2	2	2	2
ECONOMIZER - Stamped No. 85	B8LY 9A565-A		1	1				1		1	1	1	1	1
Stamped No. 65	B8AZ 9A565-A	1			1	1	1		1					
RETAINER - PUMP OPERATING LEVER - SPLIT - serviced in 9590 kit	B2A 9568-B	1	1	1	1	1	1	1	1	1	1	1	1	1
SPRING - PUMP LEVER ADJUSTING SCREW	B7A 9571-A	1	1	1	1	1	1	1	1	1	1	1	1	1
SCREEN - AIR VENT	C4TZ 9G574-A							1		2				
BALL - SECONDARY THROTTLE CHECK	B5A 9576-A	1	1	1	1	1	1	1	1	1				
NOZZLE - PUMP DISCHARGE	B8A 9577-A C4AZ 9577-A		1	1		1	1	1	1	1	1	1	1	1
Screw (pump discharge nozzle)- No. 12-24 x 3/4" oval head	* 50420-S7	1	1	1	1	1	1	1			1	1	1	1
SPRING - THROTTLE STOP SCREW - 4 1/2 coils-.20" I.D. - .58" long	B8A 9578-B	1	1	1	1	1	1	1	1	1	1	1	1	1
Screw (throttle stop)-No. 10-32 x 1.00" fill.hd.	31676-S(U57)							1	1	1	1	1	1	1
GASKET - PUMP DISCHARGE NOZZLE AND PUMP DISCHARGE SCREW	B7AE 9580-A	2	2	2	2	2	2	2	2	2	2	2	2	2
SHAFT AND LEVER - THROTTLE - primary	C3AZ 9581-B		1	1	1									
	C3AZ 9581-C	1												
	B9AE 9581-B					1	1							
LEVER - SECONDARY THROTTLE DIAPHRAGM	B8A 9583-C	1	1	1	1	1	1	1	1	1	1	1	1	1
Screw and washer (secondary throttle diaphragm lever)-No. 10-32 x 3/8"	42802-S8(U33)	1	1	1	1	1	1	1	1	1	1	1	1	1

* Not applicable to 1960/64 models

DESCRIPTION AND RESTRICTIONS	PART NUMBER	CARB. PARTS LISTS 20A THRU 20M												
		A	B	C	D	E	F	G	H	J	K	L	M	
PLATE - THROTTLE - primary	B8A 9585-A		2	2										
	B8S 9585-A				2	2	2			2		2	2	
	C3AZ 9585-B	2							2					
Secondary	B8A 9585-H		2	2										
	C1AZ 9585-A				2	2	2		2		2	2	2	
	C3AZ 9585-C	2							2					
SCREW - throttle plate	B8A 9586-A	8	8	8	8	8	8	8	8	8	8	8	8	
Choke plate-No. 6-32-oval head Tag code C3AF-BK, C5AF-BD	B9A 9586-A	2	2	2			2	2		2	2	2	2	
GASKET - fuel level check plug - serviced in 9502 kit	*A8AZ 9A588-A	2	2	2	2	2	2	2	2		2	2	2	
Economizer or power valve	B7AZ 9A588-A	1	1	1	1	1	1	1	2	2	1	1	1	
GASKET - FLOAT BOWL SCREW	B7A 9592-A	8	8	8	8	8	8	8	8	8	8	8	8	
LEVER AND SHAFT - SECONDARY THROTTLE PLATE	B8AZ 9A592-C		1	1	1	1	1							
	C3AZ 9A592-A	1							1					
Screw (secondary throttle stop)-spread lock set- No. 8-32 x .36"	359749-S(UU17)	1	1	1	1	1	1	1	1	1	1	1	1	
CAM - FAST IDLE	B8S 9597-A	1	1	1	1	1	1	1	1	1				
ROD - CHOKE CONTROL Tag code C3AF-BK, C5AF-BD	B7AZ 9A599-B	1	1	1		1	1		1		1	1	1	
Retainer (rod to carburetor)	353610-S8(NN126)	1	1	1	1	1	1	1	1	1	1	1	1	
"O" RING - balance tube	B5A 9609-A		2	2	2	2	2							
Fuel valve seat-serviced in 9502 kit	B6A 9609-A	2	2	2	2	2	2	2	2		2	2	2	
SEAL - IDLE ADJUSTING NEEDLE	B7A 9634-A	2	2	2	2	2	2	2	2	2	2	2	2	
SPRING - ACCELERATOR PUMP DIAPHRAGM RETURN	B7A 9636-B	1	1	1	1	1	1	1	1	1	1	1	1	
SHAFT AND LEVER - CHOKE HOUSING	B7AZ 9A753-B	1	1	1	1	1	1	1	1	1	1	1	1	
END - THROTTLE SYNCHRONIZER ROD	PB8M 9767-B		1	1										
Retainer (rod end to carburetor)	353610-S8(NN126)		1	1										
SPACER - SECONDARY THROTTLE PLATE CONTROL LEVER Tag code C3AF-BK, C5AF-BD	B5AZ 9812-A	1	1	1		1	1		1		1	1	1	
PISTON - AUTOMATIC CHOKE Tag code C3AF-BK	B7A 9840-B		1	1		1	1							
	*B8S 9840-A				1				1					
Carburetor vacuum	C3AZ 9840-A	1									1			
Nut (piston to choke housing)-No. 8-36	355829-S7(MM15)	1	1	1	1	1	1	1	1	1	1	1	1	
Lockwasher-No. 8	34802-S7(X59)	1	1	1	1	1	1	1	1	1	1	1	1	
CLAMP - THERMOSTATIC CHOKE HOUSING Tag code C3AF-BK, C5AF-BD	B6A 9842-A	1	1	1		1	1		1	1	1	1	1	
Screw (clamp housing)-No. 8-32 x 1/2"	31061-S8(U50)	3	3	3	3	3	3	3	3	3	3	3	3	
Lockwasher-No. 8	34802-S7(X59)	3	3	3	3	3	3	3	3	3	3	3	3	
HOUSING - CHOKE THERMOSTAT - service pkg. includes gasket Tag code C3AF-BK, C5AF-BD	B8A 9848-A	1	1	1		1	1		1			1		
	C0AE 9849-C	1	1	1		1	1				1			
Tag code C3AF-BK					1									
Tag code C5AF-BD	C6AZ 9849-A							1						
Screw and washer (choke housing to main body)- No. 8-32 x 1.25"	359737-S(BB59)	3	3	3	3	3	3	3	3	3	3	3	3	
GASKET - choke thermostatic control Secondary diaphragm	B7A 9853-B	2	2	2	2	2	2	2	2	2	2	2	2	
GASKET - THERMOSTATIC CHOKE HOUSING	C8OZ 9871-A	1	1	1	1	1	1	1	1	1	1	1	1	
SCREEN - FILTER	B8A 9938-A	1	1	1	1	1	1	1			1	1	1	

* Not applicable to 1960/64 models

DESCRIPTION AND RESTRICTIONS	PART NUMBER	CARB. PARTS LIST 20N THRU 20Z											
		.N	.P	.Q	R	S	.T	.U	.V	.W	.X	.Y	.Z
GASKET SET	C8OZ 9502-G(CC-237)				1	1							
KIT - TUNE UP	C8OZ 9A586-C (CT-211)				1	1							
REPAIR KIT	C8OZ 9590-B				1	1							
Elbow (spark vacuum connector)	381719-S(II-10CA)	1	1		1	1	1	1	1	1	1		
Screw (secondary throttle stop)- spread lock set	359749-S(UU17)				1	1	1	1	1		1		
FILTER ASSY. - FUEL	C7OZ 9155-A(FG-19)	1	1	1	1	1	1	1	1				
FUEL INLET ADAPTOR - .88" I.D. - 1.06" O.D. -.017" thick	C6AZ 9229-A	3	3	3	3	3	3	3	3	3	3		
LIMITER - IDLE ADJUSTING NEEDLE	C8OZ 9J500-A (CM-923)				2	2	2	2	2	2	2		
HOUSING AND PLUGS - SECONDARY THROTTLE	B7A 9501-A	1	1		1	1	1	1	1				
Screw and washer (housing to throttle body)- No. 8-32 x 1"	43407-S8(U76)	3	3	3	3	3	3	3	3	3	3		
SEAL - FAST IDLE ROD	C1AE 9B501-A			1	1	1	1	1	1	1	1		
SPRING - SECONDARY THROTTLE DIAPHRAGM RETURN	B7AZ 9B504-C	1	1		1	1	1	1	1	1			
ROD - SECONDARY THROTTLE CONTROL Retainer (rod to shaft)-1/16"-3/4"	C8AZ 9C504-A 72015-S(N40)				1	1							
COVER - SECONDARY THROTTLE DIAPHRAGM	B7A 9507-B	1	1	1	1	1	1	1	1	1	1		
Screw and washer assy. (diaphragm cover to carb.)-No. 8-32 x 5/8"	43255-S8(U74)	4	4	4	4	4	4	4	4	4	4		
BOWL AND PLUGS - FLOAT - primary	C6AZ 9A507-A	1	1	1	1	1	1	1	1	1	1		
Screw (fuel bowl and plugs to carb. main body)- No. 12-24 x 2.56"	359747-S2(BB809)	4	4	4	4	4	4	4	4	4	4		
BOWL AND PLUGS - FLOAT - secondary	C6AZ 9A508-B	1	1	1	1	1	1	1	1	1	1		
Screw (secondary bowl & plugs to carb. main body)-No. 12-24 x 2.56"	359747-S2(BB809)	4	4	4	4	4	4	4	4	4	4		
BODY & PLUGS-MAIN METERING PRIMARY	C8OZ 9A511-D(CM-944)				1	1							
BODY-MAIN METERING SECONDARY	C8OZ 9A513-A				1	1							
ROD - FLOAT BOWL VENT	C6AZ 9A515-A	1	1	1	1	1	1	1	1	1	1		
GASKET-THROTTLE BODY TO MAIN BODY	C3AZ 9516-A				1	1							
VALVE - ACCELERATOR PUMP DISCHARGE NEEDLE	B9TE 9A516-A	1	1	1	1	1	1	1	1	1	1		
BAFFLE - FLOAT BOWL - primary	C6AZ 9A517-A	2	2	2	2	2	2	2	2	2	2		
Screw and lockwasher assy. (baffle and float to float bowl)-No. 6-32 x .50"	43250-S(U70)	4	4	4	4	4	4	4	4	4	4		
BODY and SHAFT - THROTTLE	C8OZ 9518-C(CM-946) C8OZ 9518-D(CM-953)				1	1							
Screw (throttle stop)-No. 10-32 x 1" fill. hd.	31676-S(U57)				1	1	1	1	1	1	1		
Screw and washer (throttle body to main body)- No. 12-24 x .81" fillister head	359736-S2(BB67)	AR	8	8	8	8	8	8	8	8	8		

* Not applicable to 1960/64 models

DESCRIPTION AND RESTRICTIONS	PART NUMBER	CARB. PARTS LIST 20N THRU 20Z												
		•N	•P	•Q	R	S	•T	•U	•V	•W	•X	•Y	•Z	
GASKET - MAIN METERING BODY	B9TZ 9A518-A(CG-228)	2	2	2	2	2	2	2	2	2	2			
FITTING - FUEL TRANSFER TUBE	C6AZ 9A520-B	2	2	2	2	2	2	2	2	2	2			
GASKET - valve seat lock screw	B9TE 9A522-A	2	2	2	2	2	2	2	2	2	2			
Valve seat adjusting nut	B9TE 9A522-B	2	2	2	2	2	2	2	2	2	2			
CAM - ACCELERATOR PUMP DIAPHRAGM OPERATING	B7AZ 9526-B	1	1	1	1	1	1	1	1	1	1			
Screw (cam to throttle shaft and lever)- No. 6-20 x 1/2" pan head slotted-tapping	375557-S7-8(UU82)	1	1	1	1	1	1	1	1	1	1			
KIT - ACCELERATOR PUMP COVER - consists of the following- 1-B8A 9528-B Cover, 4-43250-S Screw & washer & 4-359757-S2 Screw and washer	B8A 9528-B	1	1	1	1	1	1	1	1	1	1			
Screw and washer (cover to carb.)- No. 8-32 x 5/8"	43255-S8(U74)	4	4	4	4	4	4	4	4	4	4			
JET - MAIN METERING														
Primary - No. 66 - 0 to 5,000 ft. altitude	8MB 9533-B				2	2								
Secondary - No. 79 - 0 to 5,000 ft. altitude	C8OZ 9533-A				2	2								
LEVER - FAST IDLE ADJUSTING	B8A 9538-B	1	1	1	1	1	1	1	1					
Screw (fast idle adjusting)-No. 8-32 x .63" hex. slotted head-pilot point	372242-S7-8(BB411)	1	1	1	1	1	1	1	1		1			
NEEDLE - IDLE ADJUSTING	C8OZ 9541-B				2	2								
PLATE - CHOKE	C3AZ 9545-B		1	1	1	1	1	1	1	1	1			
SHAFT - CHOKE	C8OZ 9546-A				1	1	1	1	1					
DASHPOT	C8OZ 9B549-B				1	1								
Nut (dashpot to mounting bracket)-7/16"-20	45300-S8(M35)				1	1	1	1	1		1			
FLOAT AND LEVER ASSY.	C6AZ 9550-B	2	2	2	2	2	2	2	2	2	2			
BRACKET - DASHPOT MOUNTING	C8OZ 9B550-A				1	1								
Screw (dashpot bracket to main body)- No. 10-24 x 7/16" fillister head	374067-S100(BB637D)	1			1	1	1	1	1		1			
Lockwasher-No. 10	34803-S7(X60)	1			1	1	1	1	1		1			
BAFFLE - METERING BODY VENT	B8A 9553-C	1	1	1	1	1	1	1	1	1	1			
VALVE - FUEL BOWL VENT	C4TZ 9557-B				1	1								
SHAFT - FLOAT LEVER	C6AZ 9558-A	2	2	2	2	2	2	2	2	2	2			
DIAPHRAGM - ACCELERATOR PUMP	C0AE 9B559-D	1	1	1	1	1	1	1	1	1	1			
SPRING - FLOAT BOWL VENT OPERATING ROD	B8A 9560-B	1	1	1	1	1	1	1	1	1	1			
GASKET - FLOAT BOWL	B8A 9561-C	2	2	2	2	2	2	2	2	2	2			
PLUG - FLOAT HOUSING FUEL LEVEL	B7T 9562-A	2	2	2	2	2	2	2	2	2	2			
VALVE & SEAT - FUEL INLET	C6AZ 9564-C				2	2								
Screw (fuel valve adjusting nut lock)- 1/4"-32 x .33"	373246-S(BB660)	2	2	2	2	2	2	2	2	2	2			
Nut (fuel valve adjusting)-5/16" x 3/8"	372426-S8B(MM168)	2	2	2	2	2	2	2	2	2	2			
CLAMP - FLOAT VENT OPERATING ROD	B8A 9565-A	1	1	1	1	1	1	1	1	1	1			
Screw & washer assy. (clamp to bowl & plugs)- No. 8-32 x 3/8" fillister head	43248-S8(U72)	1	1	1	1	1	1	1	1	1	1			
ECONOMIZER -stamped No. 65	B8AZ 9A565-A				1	1								

• Not applicable to 1960/64 models

DESCRIPTION AND RESTRICTIONS	PART NUMBER	CARB. PARTS LISTS											
		20N		THRU		20Z		20Z		20Z		20Z	
		N	P	Q	R	S	T	U	V	W	X	Y	Z
GASKET - FUEL LEVEL PLUG	EAA 9569-A			2	2	2	2	2	2	2	2	2	
SPRING - FLOAT HINGE	C6AZ 9F570-A	2	2	2	2	2	2	2	2	2	2	2	
SPRING - PUMP LEVER ADJUSTING SCREW	C4TZ 9571-A				1	1							
BALL - SECONDARY THROTTLE CHECK	B5A 9576-A			1	1	1	1	1					
TUBE ASSY. - FUEL TRANSFER	C6AZ 9H576-A	1	1		1	1							
NOZZLE - PUMP DISCHARGE	C8OZ 9577-A					1	1						
Screw (pump discharge nozzle)- No. 12-24 x 3/4" oval head	*50420-S7	1	1	1	1	1							
SPRING - THROTTLE STOP SCREW - 4 1/2 coils-, 20" I.D. -, 58" long	B8A 9578-B	1	1	1	1	1	1	1	1	1	1	1	
GASKET - PUMP DISCHARGE NOZZLE AND PUMP DISCHARGE SCREW	B7AE 9580-A	2	2	2	2	2	2	2	2	2	2	2	
LEVER - SECONDARY THROTTLE DIAPHRAGM	B8A 9583-C	1	1	1	1	1	1	1	1	1	1	1	
Screw (secondary throttle stop)-spread lock set- No. 8-32 x .36"	359749-S(UU17)	1	1	1	1	1	1	1	1	1	1	1	
Screw and washer (secondary throttle diaphragm lever)-No. 10-32 x 3/8"	42802-S8(U33)	1	1	1	1	1	1	1	1	1	1	1	
PLATE - THROTTLE-primary & secondary	C3AZ 9585-B				4	4							
SCREW - throttle plate Primary	B8A 9586-A	8	8	8	8	8	8	8	8			8	
Choke plate-No. 6-32-oval head	B9A 9586-A	2	2	2	2	2	2	2	2		1	2	
GASKET - ECONOMIZER	B7AZ 9A588-A				1	1							
LEVER - ACCELERATOR PUMP	C8AZ 9D591-A			1	1	1	1	1	1	1	1	1	
Retainer (accel. pump lever to body)-"C"	372999-S(QQ35)			1	1	1	1	1	1	1	1	1	
Screw (accel. pump lever adj.)-No. 10-32 x 1/2"	370050-S(BB537)			1	1	1	1	1	1	1	1	1	
Nut (accelerator pump lever adjusting)- No. 10-32 sleeve	370052-S(MM219)			1	1	1	1	1	1	1	1	1	
CAM - FAST IDLE	C0ME 9597-A					1							
Screw (fast idle cam adj.)-No. 10-32 x 3/8"	C8OZ 9597-B				1			1					
ROD - CHOKE CONTROL	B7AZ 9A599-B	1	1	1	1	1	1	1	1				
Retainer (rod to carburetor)	353610-S8(NN126)	1	1	1	1	1	1	1	1			1	
FUEL VALVE SEAT - serviced in 9502 kit	B6A 9609-A	2	2	2	2	2	2	2	2	2	2	2	
SEAL - IDLE ADJUSTING NEEDLE	B7A 9634-A	2	2	2	2	2	2	2	2	2	2	2	
SPRING - ACCELERATOR PUMP DIAPHRAGM RETURN	B7A 9636-B	1	1	1	1	1	1	1	1			1	
SHAFT & LEVER - CHOKE HOUSING	C8OZ 9A753-A				1	1							
LEVER - CHOKE THERMOSTAT	C8OZ 9A754-A				1	1	1	1	1				
SPACER - SECONDARY THROTTLE PLATE CONTROL LEVER	B5AZ 9812-A	1	1	1	1	1	1	1	1				
PISTON - AUTOMATIC CHOKE	C8OZ 9840-B				1	1							
Nut (piston to choke housing)-No. 8-36	355829-S7(MM15)	1	1	1	1	1	1	1	1				
Lockwasher-No. 8	34902-S7(X95)		1	1	1	1	1	1	1				
CLAMP - THERMOSTATIC CHOKE HOUSING	B6A 9842-A	1	1	1	1	1	1	1	1				
Screw (clamp housing)-No. 8-32 x 1/2"	31061-S8(U50)	3	3	3	3	3	3	3	3				
HOUSING - CHOKE THERMOSTAT - identified by letters "GTA"	C7OZ 9848-D					1							
Tag code C8OF-D, C8OF-AB- service pkg. includes C8OZ 9871-A gasket			1										
Identified by letters "GTT" - code tag C8OF-C	C8OZ 9848-A		1		1			1					
HOUSING & PLUGS - CHOKE	C8OZ 9849-A				1	1							
Screw and washer (choke housing to main body)- No. 8-32 x 1.25"	359737-S(BB59)	3	3	3	3	3	3	3	3				
GASKET - choke thermostatic control Secondary diaphragm	B7A 9853-B	2	2	2	2	2	2	2	2				
GASKET - THERMOSTATIC CHOKE HOUSING	C8OZ 9871-B	1	1	1	1	1	1	1	1	1	1	1	

• Not applicable to 1960/64 models

CARBURETOR KIT PARTS LISTS

Instructions for identifying Carburetor Assemblies and their related Parts List Numbers are shown at the beginning of Section 95.

For ready reference, kit part numbers are shown at the beginning of each parts list in Section 95.1 and up.

Included in Section 95A is a listing of components for each kit.

Always refer to the following Index for page numbers on which components are listed.

INDEX

PART NUMBER	PAGE	PART NUMBER	PAGE	PART NUMBER	PAGE	PART NUMBER	PAGE
GASKET SETS - GROUP NO. 9502				REPAIR KITS - GROUP NO. 9590			
B7AZ 9502-D	585	C0SZ 9502-A	586	B2AZ 9590-D	588	C2AZ 9590-B	590
B7AZ 9502-E	585	C0SZ 9502-B	586	B8AZ 9590-H	588	C2AZ 9590-D	590
B7AZ 9502-G	585	C2DZ 9502-B	586	B9AZ 9590-B	588	C2AZ 9590-E	590
B8A 9502-C	585	C2OZ 9502-C	586	B9AZ 9590-E	588	C2DZ 9590-C	590
B8AZ 9502-B	585	C3AZ 9502-A	586	B9AZ 9590-G	588	C2DZ 9590-D	590
B8AZ 9502-C	585	C3AZ 9502-F	586	C0AZ 9590-L	588	C2DZ 9590-E	590
C0AZ 9502-C	585	C3AZ 9502-J	586	C0AZ 9590-M	588	C2DZ 9590-F	590
C0DZ 9502-B	585	C8AZ 9502-A	586	C0SZ 9590-A	589	C2OZ 9590-B	590
		C8OZ 9502-G	586	C1AZ 9590-A	589	C3AZ 9590-C	590
				C1AZ 9590-H	589		
THROTTLE BODY ASSY. KIT - GROUP NO. 9518				C1AZ 9590-J	589	C3AZ 9590-E	591
B2AZ 9518-A	586	C2AZ 9518-D	587	C1AZ 9590-K	589	C3AZ 9590-L	591
B9TZ 9518-D	587			C1DZ 9590-A	589	C4DZ 9590-A	591
				C1DZ 9590-B	589	C6AZ 9590-A	591
CHOKE SHAFT & RELATED PARTS KIT - GROUP NO. 9546				C1DZ 9590-C	589	C7OZ 9590-B	591
C0DZ 9546-A	587	C1DZ 9546-A	587	C1DZ 9590-D	589	C8OZ 9590-B	591
				C1DZ 9590-F	589		
TUNE-UP KITS - GROUP NO. 9A586							
B9AZ 9A586-D	587	C2AZ 9A586-C	587	THERMOSTATIC CHOKE INSTALLATION KIT -			
C0AZ 9A586-E	587	C2DZ 9A586-C	587	GROUP NO. 9850			
C0DZ 9A586-A	587	C2SZ 9A586-C	587	C2AZ 9850-D	591		
C0DZ 9A586-B	587	C3AZ 9A586-F	587				
C0SZ 9A586-A	587	C8OZ 9A586-A	588				
C0SZ 9A586-B	587	C8OZ 9A586-C	588				
C1UZ 9A586-C	587						

CARBURETOR KIT PARTS LISTS - continued

Part Code	Part Code	Part Code	Description
B7AZ 9502-D Consists of the following			
1-C2AZ	9229-A	Gasket	(inlet fitting)
1-C2AZ	9447-E	Gasket	(flange)
1-B7AZ	9B501-A	Seal	(fast idle rod)
2-B7AZ	9A536-A	Gasket	(venturi support)
2-B8AZ	9A536-A	Gasket	(carb. venturi support)
1-B7A	9561-B	Gasket	(fuel bowl)
1-C2SZ	9561-A	Gasket	(fuel bowl)
1-B7A	9563-A	Gasket	(economizer cover)
2-B7A	9569-A	Gasket	(fuel inlet needle seat)
1-C2AZ	9A588-B	Gasket	(economizer body)
1-B7A	9853-B	Gasket	(thermo. choke control)
1-B8A	9853-B	Gasket	(thermo. choke control)
1-C1AE	9871-A	Gasket	(thermo. choke housing)
4-74271-S7		Retainer	(spring)
1-374370-S		Flat washer	
1-374818-S		Flat washer	
B7AZ 9502-E Consists of the following			
1-C2AZ	9229-A	Gasket	(inlet fitting)
1-C2OZ	9447-C	Gasket	(flange)
1-B7AZ	9B501-A	Seal	(fast idle rod)
1-B7AZ	9A536-A	Gasket	(carb. venturi support)
1-B8AZ	9A536-A	Gasket	(carb. venturi support)
1-B7A	9561-A	Gasket	(fuel bowl)
1-C5PF	9561-A	Gasket	(fuel bowl)
1-C5TZ	9561-A	Gasket	(fuel bowl)
1-B7A	9563-A	Gasket	(economizer cover)
1-B7A	9569-A	Gasket	(fuel inlet needle seat)
1-C2AZ	9A588-B	Gasket	(economizer body)
1-B7A	9853-B	Gasket	(thermo. choke control)
1-B8A	9853-A	Gasket	(thermo. choke control)
1-C1AE	9871-A	Gasket	(thermo. choke housing)
4-74271-S7		Retainer	(spring)
1-374370-S		Flat washer	
1-374818-S		Flat washer	
B7AZ 9502-G Consists of the following			
1-C2AZ	9229-A	Gasket	(fuel inlet adaptor)
2-B5A	9229-A	"O" ring	(inlet tube seal)
1-C2AZ	9447-E	Gasket	(Intake manifold)
1-B7A	9516-A	Gasket	(throttle body)
1-B7A	9516-B	Gasket	(throttle body)
1-B8S	9516-A	Gasket	(throttle body)
1-C3AZ	9516-A	Gasket	(throttle body)
2-C2AZ	9A518-B	Gasket	(main metering body)
1-B8S	9519-B	Gasket	(main metering)
2-B9TE	9A522-A	Gasket	(adjusting screw)
2-B9TE	9A522-B	Gasket	(adjusting screw)
2-B8A	9561-C	Gasket	(float bowl)
1-B8A	9561-D	Gasket	(float bowl)
2-B7AE	9580-A	Gasket	(discharge jet)
2-C2AZ	9A588-A	Gasket	(economizer body)
8-B7A	9592-A	Gasket	(float bowl screw)
2-40	9608	Gasket	(main well)
2-B5A	9609-A	"O" ring	(fuel tube)
2-B7A	9634-A	Seal	(needle adj.)
2-B2A	9829-A	Gasket	(inlet seat screw)
3-B7A	9853-B	Gasket	(choke control)
1-B7A	9871-B	Gasket	(choke housing)
B8A 9502-C Consists of the following			
1-B6A	9447-B	Gasket	(flange)
1-B8A	9516-C	Gasket	(throttle body)
1-B2AZ	9561-A	Gasket	(float bowl retainer)
1-C2AZ	9561-C	Gasket	(float bowl)
1-EAA	9569-A	Gasket	(fuel inlet seat)
1-EAA	9580-A	Gasket	(pump discharge nozzle)
1-B2AZ	9A588-A	Gasket	(economizer)
1-C0AE	9A588-A	Gasket	(spark valve)
1-B2A	9827-A	Gasket	(inlet fitting)
1-B2AZ	9945-A	Gasket	(inlet screw)
B8AZ 9502-B Consists of the following			
1-B6A	9447-B	Gasket	(flange)
1-B8A	9516-C	Gasket	(throttle body)
1-B2AZ	9561-A	Gasket	(float bowl ret.)
1-C2AZ	9561-C	Gasket	(float bowl)
1-EAA	9569-A	Gasket	(fuel inlet seat)
2-EAA	9580-A	Gasket	(pump discharge nozzle)
1-B2AZ	9A588-A	Gasket	(economizer)
1-C2AZ	9A588-B	Gasket	(spark valve)
1-B2A	9827-A	Gasket	(inlet fitting)
1-B2AZ	9945-A	Gasket	(inlet screw)
B8AZ 9502-C Consists of the following			
1-C2AZ	9229-A	Gasket	(fuel inlet fitting)
1-C2OZ	9447-C	Gasket	(mounting flange)
1-C2TZ	9516-A	Gasket	(throttle body)
1-EDB	9516-A	Gasket	(throttle body)
1-EDC	9516-A	Gasket	(throttle body)
1-B9TE	9A522-A	Gasket	(fuel valve adj. screw)
1-B9TE	9A523-B	Gasket	(fuel valve adj. screw)
1-B8A	9561-A	Gasket	(float bowl)
2-B7AE	9580-A	Gasket	(pump discharge)
4-B7A	9592-A	Gasket	(float bowl screw)
1-40	9608	Gasket	(float bowl sight plug)
1-B7A	9622-A	Seal	(choke rod)
2-B7A	9634-A	Seal	(idle adj. needle)
1-B2A	9829-A	Gasket	(fuel inlet seat)
2-B7A	9853-B	Gasket	(choke hsg. to main body)
1-B7A	9872-B	Gasket	(choke thermostat hsg.)
1-B7A	9909-B	Gasket	(economizer valve)
C0AZ 9502-C Consists of the following			
1-B6A	9447-B	Gasket	(mounting) (56-62 Pass. only)
1-B8A	9516-C	Gasket	(throttle body)
1-B2AZ	9561-A	Gasket	(float bowl retainer)
1-C2AZ	9561-C	Gasket	(float bowl)
1-EAA	9569-A	Gasket	(fuel inlet seat)
2-EAA	9580-A	Gasket	(pump discharge nozzle)
1-B2AZ	9A588-A	Gasket	(economizer)
1-B2A	9827-A	Gasket	(inlet fitting)
1-B2AZ	9945-A	Gasket	(inlet screw)
C0DZ 9502-B Consists of the following			
1-C1TZ	9447-A	Gasket	(flange)
1-C2UZ	9447-A	Gasket	(flange)
1-C0DE	9516-B	Gasket	(throttle body)
1-B8A	9561-D	Gasket	(bowl retainer)
1-EAA	9569-A	Gasket	(fuel inlet)
1-EAA	9580-A	Gasket	(discharge nozzle)
1-B2AZ	9A588-A	Gasket	(economizer)
1-C2AZ	9A588-B	Gasket	(economizer)
1-B2A	9827-A	Gasket	(inlet fitting)
1-B2A	9829-A	Gasket	(inlet screw)

CARBURETOR KIT PARTS LISTS - continued

C0SZ 9502-A	Consists of the following		C3AZ 9502-F	Consists of the following	
1-B7A	9229-A	Gasket (inlet fitting)	1-C3DZ	9447-A	Gasket (flange)-except 262 engine
1-B9SE	9447-A	Gasket (flange)	1-C1TZ	9447-A	Gasket (flange)-262 engine only
2-B7A	9517-B	Gasket (venturi primary)	1-C3AZ	9561-B	Gasket (float bowl)
1-B9ME	9A529-A	Gasket (body cover)	1-C3AZ	9569-B	Gasket (inlet valve)
2-B9ME	9A536-A	Gasket (venturi secondary)	1-C2AZ	9A588-B	Gasket (economizer body)
1-C0LE	9B567-A	Gasket (hot idle compensator) (1960 only)	1-B8A	9853-A	Gasket (thermostat control)
2-B7A	9569-B	Gasket (needle valve)	1-C1AE	9871-A	Gasket (thermostat housing)
1-B9ME	9580-A	Gasket (discharge jet)			
1-B7A	9853-C	Gasket (thermostat control)	C3AZ 9502-J	Consists of the following	
1-B8A	9871-B	Gasket (thermostat housing)	1-C3DZ	9447-A	Gasket (mounting flange)
			1-C1TZ	9447-A	Gasket (mounting flange)
C0SZ 9502-B	Consists of the following		1-C3AZ	9561-B	Gasket (fuel bowl)
1-B9SE	9447-A	Gasket (flange)	1-C3AZ	9569-B	Gasket (fuel inlet seat)
2-B7A	9517-B	Gasket (booster venturi support)	1-C2AZ	9A588-B	Gasket (spark valve)
1-B9ME	9A529-A	Gasket (main body cover plate)	1-C5AZ	9853-A	Gasket (choke hsg. to main body)
2-B9ME	9A536-A	Gasket (secondary venturi)	1-B8A	9853-A	Gasket (choke hsg. to main body)
1-C0LE	9B567-A	Gasket (hot idle compensator)	1-C1AE	9871-A	Gasket (thermostat hsg.)
2-B7A	9569-B	Gasket (fuel inlet seat)	1-C5AZ	9871-A	Gasket (thermostat hsg.)
1-B9ME	9580-A	Gasket (pump discharge nozzle)			
1-B7A	9853-C	Gasket (choke hsg. to air horn)	C8AZ 9502-A	Consists of the following	
1-B8A	9871-B	Gasket (choke piston hsg.)	1-C1TZ	9447-A	Gasket (mounting flange)
1-ECU	99722-A	Gasket (fuel inlet)	1-C3DZ	9447-A	Gasket (mounting flange)
			1-C3AZ	9561-C	Gasket (fuel bowl)
C2DZ 9502-B	Consists of the following		1-C3AZ	9569-B	Gasket (fuel inlet)
1-C2DZ	9447-A	Gasket (flange)	1-C2AZ	9A588-B	Gasket (spark valve)
1-C2DZ	9561-A	Gasket (fuel bowl)	1-B8A	9853-A	Gasket (thermostat control)
1-C2AZ	9A588-B	Gasket (spark valve)	1-C5AZ	9853-A	Gasket (thermostat control)
1-C2GE	9871-A	Gasket (choke piston hsg.)	1-C1AZ	9871-A	Gasket (thermostat housing)
1-C2GE	9B886-A	Gasket (choke cup)	1-C5AZ	9871-A	Gasket (thermostat housing)
C2OZ 9502-C	Consists of the following		C8OZ 9502-G	Consists of the following	
1-C2AZ	9229-A	Gasket (fuel inlet)	3-C6AZ	9229-A	Gasket (fuel inlet adaptor)
**1-C2AZ	9447-D	Gasket (flange) (except 221, 260 cu. in. engines)	1-C8AZ	9447-B	Gasket (intake manifold)
1-C2OZ	9447-C	Gasket (flange) 221, 260 cu. in. engines only)	2-C8OZ	9J500-A	Limitter (idle adjusting needle)
1-B7AZ	9B501-A	Seal (fast idle rod)	1-C3AZ	9516-A	Gasket (throttle body)
1-B8AZ	9A536-A	Gasket (venturi)	2-C1TZ	9A518-A	Gasket (main metering body)
1-C2OZ	9561-A	Gasket (float bowl) (old style air horn)	2-B9TE	9A522-A	Gasket (fuel valve adj. screw)
1-C2OZ	9561-B	Gasket (float bowl) (new style air horn)	2-B9TE	9A522-B	Gasket (fuel valve adj. nut)
1-B7A	9563-A	Gasket (economizer cover)	1-C4TZ	9557-A	Valve (float bowl vent)
1-B7A	9569-A	Gasket (inlet valve)	2-B8A	9561-A	Gasket (float bowl)
1-C2AZ	9A588-B	Gasket (economizer)	2-EAA	9569-A	Gasket (fuel inlet seat)
#1-B8A	9853-A	Gasket (thermostat control)	2-B7AE	9580-A	Gasket (pump discharge nozzle)
#1-C1AE	9871-A	Gasket (thermostat housing)	8-B7A	9592-A	Gasket (float bowl screw)
2-374370-S		Gasket (support screw)	3-B7A	9853-B	Gasket (choke thermo. control)
1-374818-S		Gasket (accel. valve retainer)	2-B6A	9609-A	Gasket (fuel inlet "o" ring)
			2-B7A	9634-A	Seal (idle adjusting needle)
			1-C8OZ	9871-A	Gasket (thermo. choke housing)
			1-B7A	9909-A	Gasket (econ. body)
C3AZ 9502-A	Consists of the following		B2AZ 9518-A	Consists of the following	
1-C3DZ	9447-A	Gasket (flange) (exc. 262 eng.)	1-B6A	9447-B	Gasket
1-C1TZ	9447-A	Gasket (flange) (for 262 cu. in. engine only)	1-B8A	9516-C	Gasket
1-C3AZ	9561-B	Gasket (float bowl)	1-B2AE	9518-A	Body & shaft assy.
1-C3AZ	9569-B	Gasket (inlet needle)	1-78	9541-B	Needle (idle adjusting)
1-C2AZ	9A588-B	Gasket (economizer body)	1-40	9578	Spring
1-B8A	9853-A	Gasket (thermostat control)	1-1CM	9681-A	Ball
1-C1AE	9871-A	Gasket (choke housing)	1-34079-S7		Nut
			1-34803-S7		Washer
			2-371280-S7-8		Screw

** Not used with 1961 spacer C1AE 9A589-A

Discard when used on C3TZ 9510-U carburetor

CARBURETOR KIT PARTS LISTS - continued

<p>B9TZ 9518-D Consists of the following</p> <table style="width: 100%;"> <tr><td>1-B6A</td><td>9447-B</td><td>Gasket</td></tr> <tr><td>1-B8A</td><td>9516-C</td><td>Gasket</td></tr> <tr><td>1-B9T</td><td>9518-D</td><td>Body & shaft assy.</td></tr> <tr><td>1-B7A</td><td>9541-D</td><td>Needle (idle adjust.)</td></tr> <tr><td>1-40</td><td>9578</td><td>Spring</td></tr> <tr><td>1-1CM</td><td>9681-A</td><td>Ball</td></tr> <tr><td>1-34079-S7</td><td></td><td>Nut</td></tr> <tr><td>1-34803-S7</td><td></td><td>Washer</td></tr> <tr><td>2-371280-S7-8</td><td></td><td>Screw</td></tr> </table> <hr/> <p>C2AZ 9518-D Consists of the following</p> <table style="width: 100%;"> <tr><td>1-B6A</td><td>9447-B</td><td>Gasket</td></tr> <tr><td>1-B8A</td><td>9516-C</td><td>Gasket</td></tr> <tr><td>1-C2AZ</td><td>9518-A</td><td>Body & shaft assy.</td></tr> <tr><td>1-B7A</td><td>9541-D</td><td>Needle (idle adjusting)</td></tr> <tr><td>1-40</td><td>9578</td><td>Spring</td></tr> <tr><td>2-350276-S7</td><td></td><td>Screw assy.</td></tr> </table> <hr/> <p>C0DZ 9546-A Consists of the following</p> <table style="width: 100%;"> <tr><td>1-C0DE</td><td>9B527-A</td><td>Retainer</td></tr> <tr><td>1-C0DE</td><td>9546-B</td><td>Shaft assy.</td></tr> <tr><td>1-C0DE</td><td>9549-A</td><td>Plate assy. (choke)</td></tr> <tr><td>1-B5A</td><td>9551-A</td><td>Pin (distribution)</td></tr> <tr><td>2-40</td><td>9586</td><td>Screw (choke plate)</td></tr> <tr><td>1-EAA</td><td>9791-A</td><td>Bracket assy.</td></tr> <tr><td>1-31032-S8</td><td></td><td>Screw (swivel)</td></tr> <tr><td>1-43249-S8</td><td></td><td>Screw assy. (choke bracket)</td></tr> </table> <hr/> <p>C1DZ 9546-A Consists of the following</p> <table style="width: 100%;"> <tr><td>1-C1DZ</td><td>9C513-A</td><td>Spring (choke lever)</td></tr> <tr><td>1-C1DZ</td><td>9D542-A</td><td>Lever assy. (choke)</td></tr> <tr><td>1-C1KE</td><td>9547-A</td><td>Shaft (choke)</td></tr> <tr><td>1-C1DE</td><td>9B547-A</td><td>Link & lever assy.</td></tr> <tr><td>1-C1KE</td><td>9549-A</td><td>Plate assy. (choke)</td></tr> <tr><td>1-C1DE</td><td>9551-A</td><td>Lever</td></tr> <tr><td>1-8BA</td><td>9792</td><td>Clamp</td></tr> <tr><td>1-EAA</td><td>9796-A</td><td>Bracket</td></tr> <tr><td>1-31032-S8</td><td></td><td>Screw assy. (choke bracket)</td></tr> <tr><td>1-31061-S7-8</td><td></td><td>Screw (choke clamp)</td></tr> <tr><td>1-34126-S7-8</td><td></td><td>Nut (choke clamp screw)</td></tr> <tr><td>1-42790-S7-8</td><td></td><td>Screw (pick-up)</td></tr> <tr><td>1-43249-S8</td><td></td><td>Screw assy. (choke bracket)</td></tr> <tr><td>2-355032-S7</td><td></td><td>Screw assy. (choke plate)</td></tr> <tr><td>1-359528-S7</td><td></td><td>Retainer (choke link)</td></tr> </table> <hr/> <p>B9AZ 9A586-D Consists of the following</p> <table style="width: 100%;"> <tr><td>1-B7AZ</td><td>9502-G</td><td>Gasket set</td></tr> <tr><td>1-C0AE</td><td>9B559-D</td><td>Diaphragm (accel.pump)</td></tr> <tr><td>2-C6AZ</td><td>9564-A</td><td>Valve & seat (inlet)</td></tr> <tr><td>1-C0AZ</td><td>9A565-B</td><td>Economizer assy.</td></tr> </table> <hr/> <p>C0AZ 9A586-E Consists of the following</p> <table style="width: 100%;"> <tr><td>1-B7AZ</td><td>9502-E</td><td>Gasket set</td></tr> <tr><td>1-C4AZ</td><td>9B559-A</td><td>Diaphragm assy.</td></tr> <tr><td>1-C4PF</td><td>9G562-A</td><td>Pin (accel. pump plunger)</td></tr> <tr><td>1-C2AZ</td><td>9564-D</td><td>Kit (fuel inlet valve)</td></tr> <tr><td>1-C3AZ</td><td>9A565-D</td><td>Economizer assy.</td></tr> <tr><td>1-C4AZ</td><td>9576-A</td><td>Valve (pump check)</td></tr> <tr><td>1-B7AZ</td><td>9599-B</td><td>Retainer (float lever)</td></tr> <tr><td>1-375894-S7</td><td></td><td>Clip (rod to overtravel lever)</td></tr> </table> <hr/> <p>C0DZ 9A586-A Consists of the following</p> <table style="width: 100%;"> <tr><td>1-C0DZ</td><td>9502-A</td><td>Gasket set</td></tr> <tr><td>1-C0AE</td><td>9B544-B</td><td>Piston assy. (accel. pump)</td></tr> <tr><td>1-C0DE</td><td>9564-B</td><td>Valve & seat assy.</td></tr> <tr><td>1-B2AZ</td><td>9A565-A</td><td>Valve (economizer)</td></tr> </table>	1-B6A	9447-B	Gasket	1-B8A	9516-C	Gasket	1-B9T	9518-D	Body & shaft assy.	1-B7A	9541-D	Needle (idle adjust.)	1-40	9578	Spring	1-1CM	9681-A	Ball	1-34079-S7		Nut	1-34803-S7		Washer	2-371280-S7-8		Screw	1-B6A	9447-B	Gasket	1-B8A	9516-C	Gasket	1-C2AZ	9518-A	Body & shaft assy.	1-B7A	9541-D	Needle (idle adjusting)	1-40	9578	Spring	2-350276-S7		Screw assy.	1-C0DE	9B527-A	Retainer	1-C0DE	9546-B	Shaft assy.	1-C0DE	9549-A	Plate assy. (choke)	1-B5A	9551-A	Pin (distribution)	2-40	9586	Screw (choke plate)	1-EAA	9791-A	Bracket assy.	1-31032-S8		Screw (swivel)	1-43249-S8		Screw assy. (choke bracket)	1-C1DZ	9C513-A	Spring (choke lever)	1-C1DZ	9D542-A	Lever assy. (choke)	1-C1KE	9547-A	Shaft (choke)	1-C1DE	9B547-A	Link & lever assy.	1-C1KE	9549-A	Plate assy. (choke)	1-C1DE	9551-A	Lever	1-8BA	9792	Clamp	1-EAA	9796-A	Bracket	1-31032-S8		Screw assy. (choke bracket)	1-31061-S7-8		Screw (choke clamp)	1-34126-S7-8		Nut (choke clamp screw)	1-42790-S7-8		Screw (pick-up)	1-43249-S8		Screw assy. (choke bracket)	2-355032-S7		Screw assy. (choke plate)	1-359528-S7		Retainer (choke link)	1-B7AZ	9502-G	Gasket set	1-C0AE	9B559-D	Diaphragm (accel.pump)	2-C6AZ	9564-A	Valve & seat (inlet)	1-C0AZ	9A565-B	Economizer assy.	1-B7AZ	9502-E	Gasket set	1-C4AZ	9B559-A	Diaphragm assy.	1-C4PF	9G562-A	Pin (accel. pump plunger)	1-C2AZ	9564-D	Kit (fuel inlet valve)	1-C3AZ	9A565-D	Economizer assy.	1-C4AZ	9576-A	Valve (pump check)	1-B7AZ	9599-B	Retainer (float lever)	1-375894-S7		Clip (rod to overtravel lever)	1-C0DZ	9502-A	Gasket set	1-C0AE	9B544-B	Piston assy. (accel. pump)	1-C0DE	9564-B	Valve & seat assy.	1-B2AZ	9A565-A	Valve (economizer)	<p>C0DZ 9A586-B Consists of the following</p> <table style="width: 100%;"> <tr><td>1-C0DZ</td><td>9502-B</td><td>Gasket set</td></tr> <tr><td>1-C0AE</td><td>9B544-B</td><td>Piston assy. (accel. pump)</td></tr> <tr><td>1-C0DE</td><td>9564-B</td><td>Valve & seat (fuel inlet)</td></tr> <tr><td>1-B2AZ</td><td>9A565-A</td><td>Economizer assy.</td></tr> </table> <hr/> <p>C0SZ 9A586-A Consists of the following</p> <table style="width: 100%;"> <tr><td>1-C0SZ</td><td>9502-A</td><td>Gasket set</td></tr> <tr><td>1-B7AZ</td><td>9B544-A</td><td>Plunger (pump)</td></tr> <tr><td>2-B8A</td><td>9564-B</td><td>Needle & seat assy.</td></tr> </table> <hr/> <p>C0SZ 9A586-B Consists of the following</p> <table style="width: 100%;"> <tr><td>1-C0SZ</td><td>9502-B</td><td>Gasket set</td></tr> <tr><td>#2-C3PF</td><td>9564-G</td><td>Valve & seat assy.</td></tr> <tr><td>#2-C3PF</td><td>9564-K</td><td>Valve & seat assy.</td></tr> <tr><td>#2-ECZ</td><td>9564-B</td><td>Valve & seat assy.</td></tr> <tr><td>%1-C5PF</td><td>9B544-A</td><td>Piston (accel. pump)</td></tr> <tr><td>%1-B7A</td><td>9631-C</td><td>Piston (accel. pump)</td></tr> </table> <hr/> <p>C1UZ 9A586-C Consists of the following</p> <table style="width: 100%;"> <tr><td>1-C0DZ</td><td>9502-B</td><td>Gasket set</td></tr> <tr><td>1-C1KE</td><td>9B544-A</td><td>Piston assy. (accel. pump)</td></tr> <tr><td>1-C2AZ</td><td>9564-C</td><td>Valve & seat (fuel inlet)</td></tr> <tr><td>1-B2AZ</td><td>9A565-A</td><td>Economizer assy.</td></tr> </table> <hr/> <p>C2AZ 9A586-C Consists of the following</p> <table style="width: 100%;"> <tr><td>1-B8AZ</td><td>9502-B</td><td>Gasket set</td></tr> <tr><td>1-C0AE</td><td>9B544-B</td><td>Piston assy. (accel. pump)</td></tr> <tr><td>1-C2AZ</td><td>9564-C</td><td>Valve & seat (fuel inlet)</td></tr> <tr><td>1-B2AZ</td><td>9A565-A</td><td>Economizer assy.</td></tr> </table> <hr/> <p>C2DZ 9A586-C Consists of the following</p> <table style="width: 100%;"> <tr><td>1-C2DZ</td><td>9502-B</td><td>Gasket set</td></tr> <tr><td>1-C2DZ</td><td>9564-A</td><td>Valve & seat (fuel inlet)</td></tr> <tr><td>1-C2DZ</td><td>9572-A</td><td>Cup (accel. pump piston)</td></tr> <tr><td>1-C2DZ</td><td>9572-B</td><td>Cup (accel. pump piston)</td></tr> <tr><td>1-C2DZ</td><td>9594-A</td><td>Power jet</td></tr> </table> <hr/> <p>C2SZ 9A586-C Consists of the following</p> <table style="width: 100%;"> <tr><td>1-B7AZ</td><td>9502-D</td><td>Gasket set</td></tr> <tr><td>1-B8AZ</td><td>9503-C</td><td>Diaphragm (secondary throttle)</td></tr> <tr><td>1-C4AZ</td><td>9B559-A</td><td>Diaphragm assy.</td></tr> <tr><td>1-C4PF</td><td>9G562-A</td><td>Pin (accel. pump plunger)</td></tr> <tr><td>2-C2AZ</td><td>9564-D</td><td>Kit (inlet fuel valve)</td></tr> <tr><td>1-C3AZ</td><td>9A565-D</td><td>Economizer assy.</td></tr> <tr><td>1-C4AZ</td><td>9576-A</td><td>Valve (pump check)</td></tr> <tr><td>2-B7AZ</td><td>9599-B</td><td>Retainer (float lever)</td></tr> <tr><td>1-375894-S7</td><td></td><td>Clip (rod to overtravel lever)</td></tr> </table> <hr/> <p>C3AZ 9A586-F Consists of the following</p> <table style="width: 100%;"> <tr><td>1-C3AZ</td><td>9502-J</td><td>Gasket set</td></tr> <tr><td>2-C3AZ</td><td>9B559-A</td><td>Diaphragm (accel. pump)</td></tr> <tr><td>1-C3AZ</td><td>9564-B</td><td>Valve & seat (fuel inlet)</td></tr> </table>	1-C0DZ	9502-B	Gasket set	1-C0AE	9B544-B	Piston assy. (accel. pump)	1-C0DE	9564-B	Valve & seat (fuel inlet)	1-B2AZ	9A565-A	Economizer assy.	1-C0SZ	9502-A	Gasket set	1-B7AZ	9B544-A	Plunger (pump)	2-B8A	9564-B	Needle & seat assy.	1-C0SZ	9502-B	Gasket set	#2-C3PF	9564-G	Valve & seat assy.	#2-C3PF	9564-K	Valve & seat assy.	#2-ECZ	9564-B	Valve & seat assy.	%1-C5PF	9B544-A	Piston (accel. pump)	%1-B7A	9631-C	Piston (accel. pump)	1-C0DZ	9502-B	Gasket set	1-C1KE	9B544-A	Piston assy. (accel. pump)	1-C2AZ	9564-C	Valve & seat (fuel inlet)	1-B2AZ	9A565-A	Economizer assy.	1-B8AZ	9502-B	Gasket set	1-C0AE	9B544-B	Piston assy. (accel. pump)	1-C2AZ	9564-C	Valve & seat (fuel inlet)	1-B2AZ	9A565-A	Economizer assy.	1-C2DZ	9502-B	Gasket set	1-C2DZ	9564-A	Valve & seat (fuel inlet)	1-C2DZ	9572-A	Cup (accel. pump piston)	1-C2DZ	9572-B	Cup (accel. pump piston)	1-C2DZ	9594-A	Power jet	1-B7AZ	9502-D	Gasket set	1-B8AZ	9503-C	Diaphragm (secondary throttle)	1-C4AZ	9B559-A	Diaphragm assy.	1-C4PF	9G562-A	Pin (accel. pump plunger)	2-C2AZ	9564-D	Kit (inlet fuel valve)	1-C3AZ	9A565-D	Economizer assy.	1-C4AZ	9576-A	Valve (pump check)	2-B7AZ	9599-B	Retainer (float lever)	1-375894-S7		Clip (rod to overtravel lever)	1-C3AZ	9502-J	Gasket set	2-C3AZ	9B559-A	Diaphragm (accel. pump)	1-C3AZ	9564-B	Valve & seat (fuel inlet)
1-B6A	9447-B	Gasket																																																																																																																																																																																																																																																																																			
1-B8A	9516-C	Gasket																																																																																																																																																																																																																																																																																			
1-B9T	9518-D	Body & shaft assy.																																																																																																																																																																																																																																																																																			
1-B7A	9541-D	Needle (idle adjust.)																																																																																																																																																																																																																																																																																			
1-40	9578	Spring																																																																																																																																																																																																																																																																																			
1-1CM	9681-A	Ball																																																																																																																																																																																																																																																																																			
1-34079-S7		Nut																																																																																																																																																																																																																																																																																			
1-34803-S7		Washer																																																																																																																																																																																																																																																																																			
2-371280-S7-8		Screw																																																																																																																																																																																																																																																																																			
1-B6A	9447-B	Gasket																																																																																																																																																																																																																																																																																			
1-B8A	9516-C	Gasket																																																																																																																																																																																																																																																																																			
1-C2AZ	9518-A	Body & shaft assy.																																																																																																																																																																																																																																																																																			
1-B7A	9541-D	Needle (idle adjusting)																																																																																																																																																																																																																																																																																			
1-40	9578	Spring																																																																																																																																																																																																																																																																																			
2-350276-S7		Screw assy.																																																																																																																																																																																																																																																																																			
1-C0DE	9B527-A	Retainer																																																																																																																																																																																																																																																																																			
1-C0DE	9546-B	Shaft assy.																																																																																																																																																																																																																																																																																			
1-C0DE	9549-A	Plate assy. (choke)																																																																																																																																																																																																																																																																																			
1-B5A	9551-A	Pin (distribution)																																																																																																																																																																																																																																																																																			
2-40	9586	Screw (choke plate)																																																																																																																																																																																																																																																																																			
1-EAA	9791-A	Bracket assy.																																																																																																																																																																																																																																																																																			
1-31032-S8		Screw (swivel)																																																																																																																																																																																																																																																																																			
1-43249-S8		Screw assy. (choke bracket)																																																																																																																																																																																																																																																																																			
1-C1DZ	9C513-A	Spring (choke lever)																																																																																																																																																																																																																																																																																			
1-C1DZ	9D542-A	Lever assy. (choke)																																																																																																																																																																																																																																																																																			
1-C1KE	9547-A	Shaft (choke)																																																																																																																																																																																																																																																																																			
1-C1DE	9B547-A	Link & lever assy.																																																																																																																																																																																																																																																																																			
1-C1KE	9549-A	Plate assy. (choke)																																																																																																																																																																																																																																																																																			
1-C1DE	9551-A	Lever																																																																																																																																																																																																																																																																																			
1-8BA	9792	Clamp																																																																																																																																																																																																																																																																																			
1-EAA	9796-A	Bracket																																																																																																																																																																																																																																																																																			
1-31032-S8		Screw assy. (choke bracket)																																																																																																																																																																																																																																																																																			
1-31061-S7-8		Screw (choke clamp)																																																																																																																																																																																																																																																																																			
1-34126-S7-8		Nut (choke clamp screw)																																																																																																																																																																																																																																																																																			
1-42790-S7-8		Screw (pick-up)																																																																																																																																																																																																																																																																																			
1-43249-S8		Screw assy. (choke bracket)																																																																																																																																																																																																																																																																																			
2-355032-S7		Screw assy. (choke plate)																																																																																																																																																																																																																																																																																			
1-359528-S7		Retainer (choke link)																																																																																																																																																																																																																																																																																			
1-B7AZ	9502-G	Gasket set																																																																																																																																																																																																																																																																																			
1-C0AE	9B559-D	Diaphragm (accel.pump)																																																																																																																																																																																																																																																																																			
2-C6AZ	9564-A	Valve & seat (inlet)																																																																																																																																																																																																																																																																																			
1-C0AZ	9A565-B	Economizer assy.																																																																																																																																																																																																																																																																																			
1-B7AZ	9502-E	Gasket set																																																																																																																																																																																																																																																																																			
1-C4AZ	9B559-A	Diaphragm assy.																																																																																																																																																																																																																																																																																			
1-C4PF	9G562-A	Pin (accel. pump plunger)																																																																																																																																																																																																																																																																																			
1-C2AZ	9564-D	Kit (fuel inlet valve)																																																																																																																																																																																																																																																																																			
1-C3AZ	9A565-D	Economizer assy.																																																																																																																																																																																																																																																																																			
1-C4AZ	9576-A	Valve (pump check)																																																																																																																																																																																																																																																																																			
1-B7AZ	9599-B	Retainer (float lever)																																																																																																																																																																																																																																																																																			
1-375894-S7		Clip (rod to overtravel lever)																																																																																																																																																																																																																																																																																			
1-C0DZ	9502-A	Gasket set																																																																																																																																																																																																																																																																																			
1-C0AE	9B544-B	Piston assy. (accel. pump)																																																																																																																																																																																																																																																																																			
1-C0DE	9564-B	Valve & seat assy.																																																																																																																																																																																																																																																																																			
1-B2AZ	9A565-A	Valve (economizer)																																																																																																																																																																																																																																																																																			
1-C0DZ	9502-B	Gasket set																																																																																																																																																																																																																																																																																			
1-C0AE	9B544-B	Piston assy. (accel. pump)																																																																																																																																																																																																																																																																																			
1-C0DE	9564-B	Valve & seat (fuel inlet)																																																																																																																																																																																																																																																																																			
1-B2AZ	9A565-A	Economizer assy.																																																																																																																																																																																																																																																																																			
1-C0SZ	9502-A	Gasket set																																																																																																																																																																																																																																																																																			
1-B7AZ	9B544-A	Plunger (pump)																																																																																																																																																																																																																																																																																			
2-B8A	9564-B	Needle & seat assy.																																																																																																																																																																																																																																																																																			
1-C0SZ	9502-B	Gasket set																																																																																																																																																																																																																																																																																			
#2-C3PF	9564-G	Valve & seat assy.																																																																																																																																																																																																																																																																																			
#2-C3PF	9564-K	Valve & seat assy.																																																																																																																																																																																																																																																																																			
#2-ECZ	9564-B	Valve & seat assy.																																																																																																																																																																																																																																																																																			
%1-C5PF	9B544-A	Piston (accel. pump)																																																																																																																																																																																																																																																																																			
%1-B7A	9631-C	Piston (accel. pump)																																																																																																																																																																																																																																																																																			
1-C0DZ	9502-B	Gasket set																																																																																																																																																																																																																																																																																			
1-C1KE	9B544-A	Piston assy. (accel. pump)																																																																																																																																																																																																																																																																																			
1-C2AZ	9564-C	Valve & seat (fuel inlet)																																																																																																																																																																																																																																																																																			
1-B2AZ	9A565-A	Economizer assy.																																																																																																																																																																																																																																																																																			
1-B8AZ	9502-B	Gasket set																																																																																																																																																																																																																																																																																			
1-C0AE	9B544-B	Piston assy. (accel. pump)																																																																																																																																																																																																																																																																																			
1-C2AZ	9564-C	Valve & seat (fuel inlet)																																																																																																																																																																																																																																																																																			
1-B2AZ	9A565-A	Economizer assy.																																																																																																																																																																																																																																																																																			
1-C2DZ	9502-B	Gasket set																																																																																																																																																																																																																																																																																			
1-C2DZ	9564-A	Valve & seat (fuel inlet)																																																																																																																																																																																																																																																																																			
1-C2DZ	9572-A	Cup (accel. pump piston)																																																																																																																																																																																																																																																																																			
1-C2DZ	9572-B	Cup (accel. pump piston)																																																																																																																																																																																																																																																																																			
1-C2DZ	9594-A	Power jet																																																																																																																																																																																																																																																																																			
1-B7AZ	9502-D	Gasket set																																																																																																																																																																																																																																																																																			
1-B8AZ	9503-C	Diaphragm (secondary throttle)																																																																																																																																																																																																																																																																																			
1-C4AZ	9B559-A	Diaphragm assy.																																																																																																																																																																																																																																																																																			
1-C4PF	9G562-A	Pin (accel. pump plunger)																																																																																																																																																																																																																																																																																			
2-C2AZ	9564-D	Kit (inlet fuel valve)																																																																																																																																																																																																																																																																																			
1-C3AZ	9A565-D	Economizer assy.																																																																																																																																																																																																																																																																																			
1-C4AZ	9576-A	Valve (pump check)																																																																																																																																																																																																																																																																																			
2-B7AZ	9599-B	Retainer (float lever)																																																																																																																																																																																																																																																																																			
1-375894-S7		Clip (rod to overtravel lever)																																																																																																																																																																																																																																																																																			
1-C3AZ	9502-J	Gasket set																																																																																																																																																																																																																																																																																			
2-C3AZ	9B559-A	Diaphragm (accel. pump)																																																																																																																																																																																																																																																																																			
1-C3AZ	9564-B	Valve & seat (fuel inlet)																																																																																																																																																																																																																																																																																			

Alternates

% Alternates

CARBURETOR KIT PARTS LISTS - continued

C8OZ 9A586-A	Consists of the following		B9AZ 9590-E	Consists of the following	
1-C7AZ	9J500-B	Limiters	2-C1AE	9541-B	Needle (idle adjusting)
1-C8AZ	9502-A	Kit (gasket)	2-C1AZ	9541-A	Needle (idle adjusting)
1-C3AZ	9B559-A	Diaphragm (accel. pump)	1-C0AZ	9A586-E	Kit (tune up)
1-C3AZ	9564-B	Valve & seat (fuel inlet)	1-B7A	9938-A	Screen (filter)
			3-351825-S		Washer "C"
			1-353862-S8		Washer "C"
			1-370456-S8B		Retainer (spring)
			1-371350-S		Ball-3/16"
			2-375016-S2		Screw
			1-377918-S8B		Screw
			4-378361-S2		Screw
C8OZ 9A586-C	Consists of the following		B9AZ 9590-G	Consists of the following	
1-C8OZ	9502-G	Kit (gasket)	1-B7A	9503-B	Diaphragm (secondary throttle)
1-C0AE	9B559-D	Diaphragm (accelerator pump)	2-B7A	9541-A	Needle (idle adjusting)
2-C6AZ	9564-C	Valve & seat (fuel inlet)	1-B5A	9576-A	Ball (secondary throttle check)
1-B8AZ	9A565-A	Economizer	1-B8A	9577-A	Nozzle (accel. pump discharge)
			8-B8A	9586-A	Screw (throttle plate)
			1-B9AZ	9A586-D	Tune-up kit
			2-42790-S		Screw & washer
			1-351825-S		Washer "C"
			2-351826-S		Washer "C"
			2-352200-S		Pin (cotter)
			2-353610-S		Retainer (spring)
			1-359528-S		Retainer (choke plate link)
B2AZ 9590-D	Consists of the following		COAZ 9590-L	Consists of the following	
1-B8A	9529-C	Link (accelerator pump)	1-C1AZ	9502-B	Gasket set
1-C0AE	9529-B	Link (accelerator pump)	1-B8A	9503-A	Diaphragm (secondary)
1-EAA	9529-A	Link (accelerator pump)	1-B9TE	9A516-A	Valve (pump discharge)
1-EBP	9529-A	Link (accelerator pump)	2-B7A	9541-A	Needle (idle adjusting)
1-78	9541-B	Screw (idle adjusting)	1-C0AE	9B559-D	Diaphragm assy. (accel. pump)
1-B2A	9568-B	Retainer (pump operating lever)	2-B9TE	9564-D	Valve (inlet)
2-EAA	9576-A	Valve (pump check)	1-B7AZ	9A565-A	Valve (economizer)
2-78	9576	Valve (pump check)	1-B5A	9576-A	Ball (secondary check)
2-B2A	9586-A	Screw (throttle plate)	1-B8A	9577-A	Nozzle (pump discharge)
2-40	9586	Screw (throttle plate)	8-B8A	9586-A	Screw (throttle plate)
1-B2AZ	9A586-B	Tune-up kit	2-40	9586	Screw (choke plate)
1-B2A	9605-A	Valve (vacuum dist. ball)	1-351825-S		Retainer (sec. diaphragm link)
1-B2A	9607-A	Retainer (dist. check ball spring)	2-351826-S		Retainer (float)
2-352200-S		Pin (cotter)	2-352200-S		Retainer (throttle rod)
1-353553-S8		Pin (grove)	1-353610-S		Retainer (choke rod)
1-372428-S8B		Screw (oval head)			
B8AZ 9590-H	Consists of the following		COAZ 9590-M	Consists of the following	
2-C1AZ	9541-A	Needle (idle adj.)	1-B8A	9503-A	Diaphragm (sec. throttle)
1-78	9576	Valve (pump check)	1-B9TE	9A516-A	Valve (pump check)
1-C2SZ	9A586-C	Kit (tune up)	2-B7A	9541-A	Needle (idle adjusting)
3-351825-S		Washer "C"	1-B5A	9576-A	Ball (sec. throttle check)
1-352863-S8		Washer "C"	1-B7A	9576-C	Ball (accel. pump discharge)
2-370456-S8B		Retainer (spring)	1-78	9576	Valve (pump check)
2-371350-S		Ball-3/16"	1-B8A	9577-A	Nozzle (pump discharge)
2-375016-S2		Screw	2-40	9586	Screw (throttle plate)
1-377918-S8B		Ring (1/8" retaining)	8-B8A	9586-A	Screw (throttle plate)
8-378361-S2		Screw	1-B9AZ	9A586-D	Kit (tune-up)
			1-B8A	9607-A	Retainer (power jet needle valve)
			2-B8A	9642-A	Clamp (float)
			1-351825-S		Washer "C"
			2-351826-S		Washer "C"
			2-352200-S		Pin
			1-353610-S		Retainer (spring)
			1-359528-S7		Ring (retaining)
B9AZ 9590-B	Consists of the following				
1-C1AZ	9502-B	Gasket set			
1-B7A	9503-B	Diaphragm (secondary throttle)			
2-B7A	9541-A	Needle (idle adjusting)			
1-C0AE	9B559-D	Diaphragm (accel. pump)			
2-B9TE	9564-D	Valve (fuel inlet)			
1-B7AZ	9A565-A	Valve assy. (power)			
1-B5A	9576-A	Ball (secondary check)			
1-B8A	9577-A	Nozzle (pump discharge)			
8-B8A	9586-A	Screw (throttle plate)			
2-42790-S7-8		Screw (choke plate)			
1-97407-S		Washer "C"			
2-351826-S		Retainer (float)			
2-352200-S		Retainer (throttle rod)			
2-353610-S8		Retainer (choke rod)			
1-359528-S7		Retainer (vent valve)			

CARBURETOR KIT PARTS LISTS - continued

C0SZ 9590-A		Consists of the following	
1-B9SE	9447-A	Gasket (flange)	
2-B7A	9517-B	Gasket (primary venturi)	
2-C0ME	9A526-A	Rod-(step up)	
1-B9ME	9A529-A	Gasket (air horn)	
2-C0ME	9533-A	Jet (primary metering)	
2-B9ME	9A536-A	Gasket (secondary venturi)	
1-B7AZ	9B544-A	Plunger assy. (pump)	
2-B8A	9564-B	Needle & seat assy.	
1-B9ME	9580-A	Gasket (pump jet housing)	
1-C0LE	9A684-A	Gasket (compensator)	
1-B7A	9800-B	Plunger assy. (dashpot)	
1-B8A	9871-B	Gasket (coil housing)	
2-B9S	9976-A	Spring (vacuum piston)	

C1AZ 9590-A		Consists of the following	
1-B8A	9502-C	Gasket set	
1-B8A	9529-B	Link (pump operating)	
		(with steel lever only)	
1-C0AE	9529-C	Link (pump operating)	
		(with nylon lever only)	
1-B7A	9541-D	Needle (idle adjusting)	
1-C0AE	9B544-B	Piston assy.	
1-C0DE	9564-B	Valve (inlet)	
1-B2AZ	9A565-A	Valve (economizer)	
1-B8AZ	9B572-A	Spark valve assy.	
1-EAA	9576-A	Ball (pump inlet)	
2-78	9576	Ball (pump discharge & push rod sleeve)	
2-B2A	9586-A	Screw (choke plate)	
2-42790-S7		Screw (throttle plate)	
2-352200-S		Retainer (pump link)	

C1AZ 9590-H		Consists of the following	
1-C1AZ	9502-C	Gasket set	
6-B7A	9541-A	Needle (idle adjusting)	
3-C0AE	9B559-D	Diaphragm (pump)	
3-C1AZ	9564-A	Valve & seat assy.	
1-*B8AZ	9A565-A	Valve (economizer)-No. 65	
3-B8A	9577-B	Nozzle (pump discharge)	
2-*40	9586	Screw (choke plate)	
12-B8A	9586-A	Screw (throttle plate)	
3-351826-S		Retainer (float)	
2-*353610-S8		Retainer (choke rod)	

* Inboard carburetors C1AE 9510-AV & C2SZ 9510-B only

C1AZ 9590-J		Consists of the following	
1-C0AE	9529-C	Link (pump operating)	
1-B7AZ	9541-D	Needle (idle adjusting)	
1-B8AZ	9B572-A	Valve assy. (spark)	
1-EAA	9576-A	Valve (pump check)	
2-78	9576	Valve (pump check)	
2-B2A	9576-A	Screw (throttle plate)	
1-C2AZ	9A586-C	Kit (tune-up)	
2-42790-S7		Screw & washer assy.	
2-352200-S		Pin-cotter	

C1AZ 9590-K		Consists of the following	
3-B8AZ	9502-C	Gasket set	
6-B7A	9541-A	Needle (idle adjusting)	
3-C0AE	9B559-D	Diaphragm (accel. pump)	
3-C6AZ	9564-A	Valve & seat (fuel inlet)	
1-C3AZ	9A565-D	Economizer	
3-B8A	9577-B	Nozzle (accel. pump discharge)	
2-40	9586	Screw (throttle plate)	
12-B8A	9586-A	Screw (throttle plate)	
3-351826-S		Washer "C"	
2-353610-S		Retainer (spring)	

C1DZ 9590-A		Consists of the following	
1-C0DZ	9502-A	Gasket set	
1-C0AE	9529-C	Link (pump operating)	
1-B7A	9541-D	Needle (idle adjusting)	
1-C0AE	9B544-B	Piston assy. (accel. pump)	
1-C0DE	9564-B	Valve (inlet)	
1-B2AZ	9A565-A	Valve (economizer)	
1-C0DE	9B572-B	Spark valve assy.	
1-EAA	9576-A	Ball (pump inlet)	
2-78	9576	Ball (pump discharge & push rod sleeve)	
4-40	9586	Screw (choke & throttle plate)	
1-352200-S		Retainer (pump link)	

C1DZ 9590-B		Consists of the following	
1-C0DZ	9502-A	Gasket set	
1-C0AE	9529-C	Link (pump operating)	
1-B7A	9541-D	Needle (idle adjusting)	
1-C0AE	9B544-B	Piston assy. (accel. pump)	
1-C0DE	9564-B	Valve (inlet)	
1-B2AZ	9A565-A	Valve (economizer)	
1-C0DE	9B572-A	Spark valve assy.	
1-EAA	9576-A	Ball (pump inlet)	
2-78	9576	Ball (pump discharge & push rod sleeve)	
4-40	9586	Screw (choke & throttle plate)	
1-352200-A		Retainer & pump link	

C1DZ 9590-C		Consists of the following	
1-C0DZ	9502-A	Gasket set	
1-C1DE	9529-B	Link (pump operating)	
1-78	9541-B	Needle (idle adjusting)	
1-C1KE	9B544-A	Piston assy. (accel. pump)	
1-C0DE	9564-B	Valve (inlet)	
1-B2AZ	9A565-A	Valve (economizer)	
1-C0DE	9B572-A	Spark valve assy.	
1-EAA	9576-A	Ball (pump inlet)	
2-78	9576	Ball (pump discharge & push rod sleeve)	
2-42790-S8		Screw (throttle plate)	
1-352200-S		Retainer (pump link)	
2-372479-S7		Screw (choke plate)	

C1DZ 9590-D		Consists of the following	
1-C0AE	9529-C	Link (accel. pump)	
1-B7A	9541-D	Needle (idle adjusting)	
1-C0DE	9B572-B	Valve (spark)	
4-40	9576	Screw (throttle plate)	
2-78	9576	Valve (pump check)	
1-EAA	9576-A	Valve (pump check)	
1-C0DZ	9A576-B	Kit (tune-up)	
1-352200-S		Pin	

C1DZ 9590-F		Consists of the following	
1-C1DE	9529-B	Link (accel. pump)	
1-78	9541-B	Needle (idle adjusting)	
1-C0DE	9B572-A	Valve (spark)	
1-EAA	9576-A	Valve (pump check)	
2-78	9576	Valve (pump check)	
1-C1UZ	9A586-C	Tune up kit	
2-42790-S8		Screw & washer	
1-352200-S		Pin (cotter)	
2-372479-S7		Screw (choke plate)	

CARBURETOR KIT PARTS LISTS - continued

C2AZ 9590-B	Consists of the following		C2DZ 9590-D	Consists of the following	
1-C0AZ	9502-C	Gasket set	1-C2DZ	9502-A	Gasket set
1-B8A	9529-C	Link (pump operating) (with steel lever only)	1-C2DZ	9A516-A	Valve (pump discharge)
1-C0AE	9529-B	Link (pump operating) (with nylon lever only)	1-C2DZ	9529-A	Link (pump operating)
1-78	9541-B	Needle (idle adjusting)	1-C2DZ	9541-A	Needle (idle adjusting)
1-C0AE	9B544-B	Piston assy. (accel. pump)	1-C2DZ	9558-A	Pin (float hinge)
1-C2AZ	9564-C	Valve & seat assy. (fuel inlet)	1-C2DZ	9564-A	Needle (inlet)
1-*EAA	9576-A	Ball (pump inlet)	1-C2DZ	9572-A	Cup (pump piston)-(use for C2DZ 9B544-A pump assy. only)
2-*78	9576	Ball (pump discharge & push rod sleeve)	1-C2DZ	9572-B	Cup (pump piston)-(use for C2DZ 9B544-B pump assy. only)
2-40	9586	Screw (throttle plate)	1-C0DE	9B572-A	Spark valve assy.
2-352200-S		Retainer (pump link)	1-C2DZ	9575-A	Retainer (pump inlet valve)- (C2DE 9510-D carb. only)
2-372428-S		Screw (choke plate)	1-78	9576	Ball (pump inlet)
* Use for carburetors with threaded retainers only			4-C2DZ	9586-A	Screw (choke & throttle plate)
C2AZ 9590-D			1-C2DZ	9594-A	Power valve assy.
Consists of the following			1-		Retainer (pump cup)-(use for C2DZ 9B544-B pump assy. only)
1-B8A	9502-C	Gasket set	C2DZ 9590-E		
1-C0AE	9529-C	Link (pump operating)	Consists of the following		
1-B7A	9541-D	Needle (idle adjusting)	1-C2DZ	9A516-A	Valve (pump discharge needle)
1-C0AE	9B544-B	Piston assy. (accel. pump)	1-C2DZ	9529-A	Link (accel. pump)
1-C2AZ	9564-C	Valve & seat assy. (fuel inlet)	1-C2DZ	9541-A	Needle (idle adjusting)
1-B2AZ	9A565-A	Valve (economizer)	1-C2DZ	9558-A	Shaft (float lever)
1-C0AZ	9B572-A	Spark valve assy.	1-C0DE	9B572-A	Valve (spark control)
1-*EAA	9576-A	Ball (pump inlet)	1-C2DZ	9575-A	Retainer (pump check valve)
2-*78	9576	Ball (pump discharge & push rod sleeve)	1-78	9576	Valve (pump check)
2-B2A	9586-A	Screw (choke plate)	1-C2DZ	9A586-C	Kit (tune up)
2-42790-S7		Screw (throttle plate)	4-36781-S6		Screw (choke & throttle plate)
1-352200-S		Retainer (pump link)	C2DZ 9590-F		
* Use for carburetors with threaded retainers only			Consists of the following		
C2AZ 9590-E			1-C2DZ	9A516-A	Valve (pump check)
Consists of the following			1-C2DZ	9529-A	Link (accelerator pump)
1-C0AE	9529-C	Link (accel. pump)	1-C2DZ	9541-A	Needle (idle adjusting)
1-B7A	9541-D	Needle (idle adjusting)	1-C2DZ	9558-A	Shaft (float lever)
1-C1TZ	9B572-A	Valve (spark)	1-B8AZ	9B572-A	Valve (spark)
1-EAA	9576-A	Valve (pump check)	1-C2DZ	9575-A	Retainer (pump inlet)
2-78	9576	Valve (pump check)	1-C2DZ	9A586-C	Kit (tune up)
2-B2A	9586-A	Screw (throttle plate)	1-C2DZ	9594-A	Valve (power)
1-C2AZ	9A586-C	Kit (tune-up)	4-376781-S		Screw (choke plate)
2-42790-C		Screw & washer	1-376963-S		Retainer (pump cup)
2-352200-S		Pin	C2OZ 9590-B		
C2DZ 9590-C			Consists of the following		
Consists of the following			1-C2DZ	9502-A	Gasket set
1-C2DZ	9502-A	Gasket set	1-C2DZ	9A516-A	Valve (pump discharge)
1-C2DZ	9A516-A	Valve (pump discharge)	1-C2DZ	9529-A	Link (pump operating)
1-C2DZ	9529-A	Link (pump operating)	1-C2DZ	9541-A	Needle (idle adjusting)
1-C2DZ	9541-A	Needle (idle adjusting)	1-C2DZ	9558-A	Pin (float hinge)
1-C2DZ	9558-A	Pin (float hinge)	1-C2DZ	9564-A	Needle (inlet)
1-C2DZ	9564-A	Needle (inlet)	1-C2DZ	9572-B	Cup (pump piston)
1-C2DZ	9572-A	Cup (pump piston)-(use for C2DZ 9B544-A pump assy. only)	1-		Retainer (pump inlet valve)
1-C2DZ	9572-B	Cup (pump piston)-(use for C2DZ 9B544-B pump assy. only)	1-78	9576	Ball (pump inlet)
1-B8AZ	9B572-A	Spark valve assy.	4-C2DZ	9586-A	Screw (choke & throttle plate)
1-C2DZ	9575-A	Retainer (pump inlet valve)- (C2DE 9510-B carb. only)	C3AZ 9590-C		
1-78	9576	Ball (pump inlet)	Consists of the following		
4-C2DZ	9586-A	Screw (choke & throttle plate)	1-C2OZ	9502-C	Gasket set
1-C2DZ	9594-A	Power valve assy.	2-C1AZ	9541-A	Needle (idle adjusting)
1-		Retainer (pump cup)-(use for C2DZ 9B544-B pump assy. only)	1-C2AZ	9B559-A	Diaphragm assy. (pump)
			1-C2AZ	9564-D	Kit (fuel inlet valve)
			1-C3AZ	9A565-B	Economizer assy.
			4-B7A	9586-E	Screw (throttle plate)
			2-B9A	9586-A	Screw (choke plate)
			1-B8AZ	9636-A	Spring (pump lever return)
			1-371350-S		Ball (pump check)
			2-378360-S2		Screw (choke plate)-use with steel shafts
			4-378361-S2		Screw (throttle plate)-use with steel shafts

CARBURETOR KIT PARTS LISTS - continued

<p>C3AZ 9590-E Consists of the following</p> <ul style="list-style-type: none"> 1-C3AZ 9502-G Gasket set 1-B8A 9503-A Diaphragm (secondary throttle) 1-B9TE 9A516-A Valve (pump discharge) 2-B7A 9541-A Needle (idle adjusting) 1-C0AE 9B559-D Diaphragm assy. (accel. pump) 2-C1AZ 9564-A Valve (inlet) 2-B8AZ 9A565-A Valve (economizer) 1-B5A 9576-A Ball (secondary check) 1-B8A 9577-A Nozzle (pump discharge) 8-B8A 9586-A Screw (throttle plate) 2-40 9586 Screw (choke plate) 1-351825-S Retainer (sec. diaphragm link) 2-351826-S Retainer (float) 2-352200-S Retainer (throttle rod) 1-353610-S8 Retainer (choke rod) 	<p>C6AZ 9590-A Consists of the following</p> <ul style="list-style-type: none"> 1-C1AZ 9502-E Gasket set 1-B7T 9503-A Diaphragm (secondary throttle) 1-B9TE 9A516-A Valve (pump discharge) 2-B7A 9541-A Needle (idle adjusting) 1-C0AE 9B559-D Diaphragm assy. (accel. pump) 2-C1AZ 9564-A Valve (fuel inlet) 1-B7AZ 9A565-A Valve assy. (power) 2-40 9586 Screw (choke plate) 8-B8A 9586-A Screw (throttle plate) 1-97407-S Washer "C" 2-351826-S Retainer (float)
<p>C3AZ 9590-L Consists of the following</p> <ul style="list-style-type: none"> 1-C3AZ 9B572-B Valve (dist. vacuum) 4-C3AZ 9586-A Screw (throttle plate) 1-C3AZ 9541-B Needle (idle adj.) 1-C3AZ 9541-C Needle (idle adj.) 1-C3AZ 9A586-F Kit (tune up) 1-44706-S Washer (flat) 1-97408-S Ring (7/32" retaining) 1-371350-S Ball-3/16" 2-377918-S8B Ring (1/8" retaining) 4-378360-S2 Screw 	<p>C7OZ 9590-B Consists of the following</p> <ul style="list-style-type: none"> 1-C8OZ 9541-A Needle (idle adjusting) 1-C3AZ 9B572-B Valve (dist. vacuum) 1-C8OZ 9A586-A Tune-up kit 1-44706-S Washer (flat) 3-371350-S Ball (3/16" diameter) 4-375016-S Screw (hex. head) 2-377918-S Ring (retaining)
<p>C4DZ 9590-A Consists of the following</p> <ul style="list-style-type: none"> 1-C2OZ 9502-C Gasket set 2-C1AZ 9541-A Needle (idle adjusting) 1-C4AZ 9B559-A Diaphragm assy. 1-C2AZ 9564-D Kit (fuel inlet valve) 1-C3AZ 9A565-B Economizer assy. 1-C4AZ 9576-A Valve (pump check) 1-B8AZ 9636-A Spring (pump lever return) 1-371350-S Ball (pump check) 2-378360-S2 Screw (choke Plate) 4-378361-S2 Screw (throttle plate) 	<p>C8OZ 9590-B Consists of the following</p> <ul style="list-style-type: none"> 1-B7T 9503-A Diaphragm (secondary) 1-B9TE 9A516-A Valve (pump discharge needle) 2-C8OZ 9541-B Needle (idle adjusting) 2-C6AZ 9558-A Shaft (float lever) 8-B8A 9586-A Screw (throttle plate) 2-40 9586 Screw (choke plate) 1-C8OZ 9A586-C Kit (tune-up) 1-97407-S2 Washer "C" 1-97465-S Retainer "C" 1-352200-S Pin (cotter) 1-353610-S2 Retainer (spring)
	<p>C2AZ 9850-D Consists of the following</p> <ul style="list-style-type: none"> 1-C3AZ 9D530-A Rod 1-C3AF 9A575-A Housing assv. 1-C1AZ 9A599-A Rod 1-EDB 9842-B Clamp 1-C0AE 9848-B Housing assy. 1-B8A 9853-A Gasket 1-C1AE 9871-A Gasket 3-C3AZ 9B874-A Screw 1-370456-S8B Retainer

YEAR	MODEL	CYL.	C.I.D.	DESCRIPTION	QTY.	PART NUMBER
9600 CLEANER ASSY. - CARBURETOR AIR						
6 CYLINDER						
60/61	X	6	144,170		1	C1DE 9600-B
62	X Special	6	170		1	
62	B, X	6	144,170		1	C2DZ 9600-A
63/64	B, X	6	144,170	Color "Blue"-identified C6DF 9600-A. C. D. E.	1	C3DZ 9600-C
			200	G. H. J. C7OF 9600-C		
60/62	A (except with governor & non-zero lash)	6	223	Service pkg. includes (1) C2AZ 9663-A brace	1	C2AZ 9600-A
60/62	A (with governor)	6	223	Service pkg. includes (1) C2AZ 9663-A brace	1	★C2AZ 9600-B
60/64	A	6	223	Oil wetted type (customer option)-7.00" O.D. - 3.25" high	1	B6T 9600-A
64	Taxicab	6	223	Oil bath-1 pint capacity-9.06" diameter-color "Black"-clamp type retainer at carb.	1	C2AZ 9600-D
62	Taxicab(with non-zero lash)	6	223	mounting end-identified C4AF 9600-AL	1	
63/64	A(except Taxi & A P/C	6	223	Identified C6AF 9600-T, BN-color "Blue"	1	C3AZ 9600-M
64	A P/C	6	223	Oil bath-1 pint capacity-9.06" diameter-color "Black"-stud type retainer at carb.	1	C3TZ 9600-N
63	Taxicab, A P/C	6	223	mounting end-identified C4AF 9600-AM, AE	1	
63/64	A, B, X	6	All	Stud (air cleaner to carburetor)-1/4"-20 x 1.82" locking (except with Holley carburetor)	1	378529-S7-8

FORD CAR PARTS

SECTION 96

YEAR	MODEL	CYL.	C.I.D.	DESCRIPTION	QTY.	PART NUMBER
9600 CLEANER ASSY. - CARBURETOR AIR - continued						
8 CYLINDER						
62	B	8	221,260	14.00" diameter plus 8.00" air intake tube 5.00" high-color "Blue"	1	C2OZ 9600-A
63/64	X "Sprint Special" (except with closed emission system)	8	260	Chrome-14.05" diameter-2.75" high-identified C4DF 9600-C, ED-C4DF 9600-C, C3DF 9600-J	1	C4DZ 9600-C
63	A, B	8	221,260	14.62" dia. -4.10" high-"Blue"-service pkg. includes (2) C5AZ 9C639-A cap, (1)	1	C4AZ 9600-L
63	A (with 2/3 carb.)	8	289		1	
63/64	B, X(except "Sprint Special")	8	260	C5ZZ 9654-A gasket-identified C3AF 9600-A, F, M, T, Z, C3OF 9600-C, D, H, C4AF 9600-F, J,	1	
64	A, B, X(except "Sprint Special")	8	289	C4OF 9600-C, D, C7AF 9600-H, E	1	
64/	B Special "From 4/2/64"	8	289	14.05" diameter-2.61" high-service pkg. includes (1) C5AZ 9C639-A cap-color "Blue"	1	C5ZZ 9600-W
64	B Special (with 4/B carb. & except with closed emission system)- "From 4/2/64"	8	289	tray and "Chrome" cover-identified C5OF 9600-C, D, C5AF 9600-M, S, C4DF 9600-L,	1	
61/62	P/C	8	390	H, C5MF 9600-N, R, C6AF 9600-AU, AV, AY, AZ, C7AF 9600-J, K, C7ZF 9600-A, B, C4OF 9600-N, C4ZF 9600-Y	1	
64	B Special (with 4/B carb. and with closed emission system)	8	289	14.05" diameter-2.75" high-color "Gold bronze -identified C4OF 9600-T, R	1	C4OZ 9600-T
63/64	P/C (except with closed emission system)	8	390	Gold metallic-14.05" diameter-2.75" high- identified C4AF 9600-E, ED-C4AF 9600-E,	1	C4AZ 9600-E
63/64	B Special (with 4/B carb.)(except with closed emission system) "Before 4/2/64"	8	289	C3AF 9600-L, C3OF 9600-G, J	1	
61/63	S (with 4/B carb.)	8	390	17.25" dia. -4.22" high "Blue"-service pkg. includes (1) C5AZ 9C639-A cap-identified	1	C3AZ 9600-P
63/64	A (except P/C)	8	352,390		1	
64	A(exc. with closed emission system)	8	352	C2AF 9600-C, D, E, F, C3AF 9600-H, K, U,	1	
64	A(except P/C)(except with closed emission system)	8	390	C3SF 9600-B, C4AF 9600-A, B, F, G, H, K, N, R, C4SF 9600-A, B, C, D, C7AF 9600-L, M, N, R, S, T	1	
64	S(exc. with closed emission system)	8	390		1	
60	S	8	352,430		1	★C0SE 9600-A
60/63	A Special (with 4/B carb.)	8	352,390 406,427	13.88" diam. -3.31" high-identified C3AF 9600-D	1	C3AZ 9600-C
64	A (except P/C), S (with closed emission system)	8	352,390	16.06" diameter-4.32" high-color "Gold metallic"-identified ED-C4SF 9600-G, C4AF 9600-T, U	1	C4SZ 9600-E
64	P/C(with closed emission system)	8	390	14.05" diameter-2.75" high-color "Gold metallic"-identified C4AF 9600-AV	1	C4AZ 9600-AV
61/63	A Special (6/B carb.)	8	390,406	Service pkg. includes (3)C1AE 9654-A gaskets	1	C2SZ 9600-A
62/63	S Special (6/B carb.)	8	390		1	
61/63	A Special (6/B carb.)	8	390,406	Ornament (air cleaner cover)-includes (2) 373503-S7-8 Nut-3/16" self threading	1	C1SB 63606A08-A
62/63	S Special (6/B carb.)	8	390		1	
63/64	A Special (with 4/B carb.)	8	406,427	Chrome-14.05" diameter-3.40" high-service pkg. includes (1) C4AF 9C639-B cap-identified C5AF 9600-R, C4AF 9600-AY	1	C4AZ 9600-AZ
62/	All High Performance vehicles- (with 8/B carb.)	8	390,406 427,428	Service pkg. includes (1) C5AZ 9C639-A cap- identified C5MF 9600-G, V, C5AF 9600-AR, AS, V, Y	1	C5MY 9600-B
63/	A Special, B Special (with 8/B carb.)	8	427		1	
60	A, S	8	292,352	Stud (air cleaner to carb.)-1/4"-20 & 5/16"-18 x 3.80"	1	370971-S8(WW100)
63/	S	8	390		1	
60/63	A Special (with 4/B carb.)	8	352,390 406	Stud (carb. air cleaner retaining)- 1/4"-20 x 8.50"-thread full length	1	371773-S8(WW4)
61/63	A Special (6/B carb.)	8	390,406	Cut to 2.60" long	3	
63/	A Special (with 8/B carb.)	8	427	Cut to 3.60" long	2	
61/63	A Special (6/B carb.)	8	390,406	Nut (ornament to air cleaner cover)-3/16" self threading	2	373503-S7-8 (MM285A)
62/63	S Special (6/B carb.)	8	390		2	
				Nut-1/4"-20 wing	1or2	358462-S7(MM297)
61/63	P/C "Before 9/24/62"	8	352,390	Stud (air cleaner to carburetor)-1/4"-20 & 5/16"-18 x 4 3/16" long	1	370533-S8 (WW100A)
64	A	8	352,390		1	
63/64	P/C "From 9/24/62"	8	390	Stud (air cleaner to carb.)-1/4"-20-20 x 3.20"	1	371235-S8(WW8)
63/	A Special (with 4/B carb.)	8	427		1	
62/64	A, B (with 2/B carb.)	8	221,260 289	Stud (air cleaner to carburetor)- 1/4"-20 & 5/16"-18 x 4.76"	1	371005-S7-8 (WW101)

FORD CAR PARTS

SECTION 96

593

YEAR	MODEL	CYL.	C.I.D.	DESCRIPTION	QTY.	PART NUMBER
9601 ELEMENT ASSY. - CARBURETOR AIR CLEANER						
61/	P/C	8	390	10.81" I.D. -13.69" O.D. -2.12" high-use with C1AE 9600-B, C3AZ 9600-B, C4AZ 9600-E, M, C5ZZ 9600-W	1	B7SZ 9601-A
63/64	X "Sprint Special"	8	260	Use with C3DZ 9600-B, C4DZ 9600-C cleaner	1	
63/	B Special (with 4/B carb.)	8	289	Used with C3AZ 9600-B, C4AZ 9600-E, C4OZ 9600-N, T, C5ZZ 9600-W	1	
60	X	6	144	10.83" I.D. -12.81" O.D. -2.12" high	1	B7A 9601-A (FA-16)
60/62	A	6	223	7.28" I.D. -9.78" O.D. bottom-10.39" O.D. top-	1	C3VY 9601-A
60	S	8	352,430	2.14" high	1	(FA-4)
60	A	8	292,352	10.73" I.D. -12.50" O.D. bottom-13.14" O.D.	1	C0AE 9601-B
61/63	A, S	8	All	top-2.09" high-used with C1AE 9600-A, C1SE 9600-A, C3AZ 9600-E, C3SZ 9600-A cleaner	1	(FA-5)
60/64	A Special (with 4/B carb.)	8	352,390, 406,427	10.81" I.D. -13.69" O.D. -2.77" high-used with C0AE 9600-K, C3AZ 9600-C, H, C4AZ 9600-D, AY, AZ cleaner	1	C0AE 9601-C (FA-21)
61/63	A Special (6/B carb.)	8	390,406	Use with C2SZ 9600-A cleaner	1	EDJ 9601-A
62/65	S Special (6/B carb.)	8	390	Use with C2SZ 9600-A cleaner	1	(FA-48)
63/64	A, B, X	6	144,170, 200,223	7.96" I.D. -9.90" O.D. -2.26" thick-used with C3AZ 9600-A, M, C3DZ 9600-A cleaner	1	C1KE 9601-A
60/62	B, X	6	144,170	Used with C1KE 9600-A, C1DE 9600-B, C2DF 9600-B, C2DZ 9600-A, C4AZ 9600-AF, C4DZ 9600-J, K, C4OZ 9600-K	1	(FA-1)
62/63	B, X	8	221,260	6.58" I.D. -8.40" O.D. -3.22" high-use with	1	C2OZ 9601-A
63	A	8	260,289	C2OZ 9600-A, C3AZ 9600-D, J, C4OZ 9600-B, F,	1	(FA-3)
64	B, X (except "Sprint Special")	8	260	C4AZ 9600-J, S, AJ, BB	1	
64	A, B (with 2/B carb.)	8	289		1	
63/64	A (except P/C)	8	352,390	7.28" I.D. -9.78" O.D. -2.53" high-used with	1	C3AZ 9601-B
64	S	8	390	C3AZ 9600-F, K, C4AZ 9600-N, R, T, U, C4SZ 9600-D, E, G	1	(FA-6)
63/	A Special (with 8/B carb.)	8	406,427	20.76" long-9.76" wide-2.00" high-use with C5MY 9600-A, B, C3AZ 9600-E, G, L	1	C3AZ 9601-E (FA-46)
9A603 SHROUD and TUBE ASSY. - CARBURETOR AIR CLEANER AIR DUCT						
63/64	A, B, X	8	221,260, 289		1	C6OZ 9A603-A
63/64	A, B, X	8	221,260, 289	Stud (shroud & tube to exhaust manifold)-5/16"-18-18 x 1.62"	1	377833-S(WW96)
64/	A, B, X (exc. B Special)	8	260,289	Stud (shroud & tube to exhaust manifold)-5/16"-18-18 x 1.66" hex. shoulder	1	379763-S7-8 (WW126)
				Nut-5/16"-18 hex.	1	378230-S(MM9A)
				Nut 5/16"-18 hex. -brass		33825-S(M51A)
				Lockwasher		34806-S7(X64)
9B608 GASKET - CARBURETOR AIR CLEANER ELEMENT - LOWER - Refer to Groups 9654, 9673						
9609 - Refer to Carburetor Parts Lists Section 95						
9A626 DUCT and VALVE ASSY. - CARBURETOR AIR CLEANER						
63/64	A, B, X	8	221,260		1	C3AZ 9A626-A
63/64	A, B (with 2/B carb.)	8	289		1	
63/	A, B, X	8	221,260, 289	Wing screw (duct to air cleaner)-No. 10-32 x .375" long	2	359966-S8 (BB833K)
63/	A, B, X	8	221,260, 289	Screw (duct to shroud & tube)-No. 10 x 3/8" self tapping	1	42120-S8(U248)
9628 CLAMP ASSY. - AIR CLEANER TO CARBURETOR						
60/61	A, X	6	144,170, 223	With 1/4"-20 x 8.50" screw	1	CODE 9628-A
9634-36 - Refer to Carburetor Parts List Section 95						

SECTION 96

FORD CAR PARTS

YEAR	MODEL	CYL.	C.I.D.	DESCRIPTION	QTY.	PART NUMBER
9C639 CAP - CARBURETOR AIR CLEANER ADAPTOR						
63	A, S	8	352,390	.22" I. D. -.53" long-used with C3AZ 9600-E, F, C3SZ 9600-A cleaner	1	C2AZ 9C639-A
64	A, B, X	8	26Q,289	.24" I. D. -.64" long-used with C4AZ 9600-J on models without filtered choke air system	1	C4AZ 9C639-A
64/	B, X	8	26Q,289	.50" I. D. -.96" long	1	C4AZ 9C639-B
63/	A Special (with 8/B carb.)	8	427	.625" I. D. -.76" long	1	C5AZ 9C639-A
9B650 THERMOSTAT ASSY. - CARBURETOR AIR CLEANER						
60	S	8	430		1	B8SZ 9B650-A
63/64	A, B	8	All		1	
60	S	8	430	Nut (thermostat assy. to duct & valve assy.)-5/16"-24 hex.	1	33798-S8(M62)
9654 GASKET - AIR CLEANER TO CARBURETOR - Also refer to Groups 9B608, 9B73						
60/61	A, X	6	All	2.78" O. D. -.2.39" I. D.	1	7HT 9654
62	A (except Taxicab non-zero lash)	6	223		1	
62	X Special	6	170		1	
60/64	A, B, S, X	8	All	Gasket (air cleaner bottom)-5.21" I. D. -	1	C0AZ 9654-A
60/62	A Special (with 4/B carb.)	8	352,390 406	5.51" O. D. -.24" thick	1	
61/63	A Special (6/B carb.)	8	39Q,406		3	C1AE 9654-A
62/63	S Special (6/B carb.)	8	390		3	
63	A	8	390	5.12" I. D. -.5.62" O. D. -.188" thick	1	C3AZ 9654-C
63/64	B (with 4/B carb.) "Before 2/25/64"	8	289		1	
63/64	A Special (with 4/B carb.)	8	406,427		1	
63/64	X Sprint Special "Before 2/25/64"	8	260		1	
63/64	P/C "Before 2/25/64"	8	390		1	
63/	A Special (with 8/B carb.)	8	427		2	
62	B, X	6	144,170	1.635" I. D. -.1.96" O. D. -.06" thick	1	C2DZ 9654-A
63/	A, B, X	6	All	1.94" I. D. -.2.21" O. D. -.095" thick	1	C3AZ 9654-D
64	A, B, S, X	8	All	5.12" I. D. -.5.66" O. D. -.18" thick	1	C5ZZ 9654-B
9C654 KIT - RAM AIR INTAKE						
63/	A Special (with 8/B carb.)	8	427	High performance-drag strip	1	C3AZ 9C654-A
Consists of the following						
1-C3AA	9628-A	Clamp (ram air intake)	1-C3AA	9B687-A	Seal (ram air intake duct)	
1-C3AA	9C651-A	Box (ram air intake)	6-20345-S8		Bolt (1/4" - 28 x 3/4")	
1-C3AA	9C652-A	Connector (ram air tube to box)	6-44719-S8		Washer -1/4" flat	
1-C3AA	9B660-A	Duct assy. (ram air intake)				
9663 BRACE - AIR CLEANER						
60/62	A	6	223		1	C0AE 9663-A
62	B, X	6	144,170	Brace (air cleaner to carburetor)	1	C2DZ 9663-A
62	A (except Taxi non-zero lash)- "From 12/19/61"	6	223	Used with C2AZ 9600-A, B air cleaner	1	C2AZ 9663-A
62	Taxi (with non-zero lash) - "From 12/19/61"	6	223	Bracket (air cleaner support)-used with	1	C2AZ 9663-B
63/64	Taxi, A P/C	6	223	C2AZ 9600-C, C3TZ 9600-J cleaner	1	
63/64	A (except Taxi & P/C)	6	223	Bracket (air cleaner support)	1	C3AZ 9663-A
63	B (with A/C)	6	170	Bracket (air cleaner support)	1	C3OZ 9663-A
63/64	B, X	6	144,170 200		1	
60/64	A	6	223	Bolt (air cleaner brace to air cleaner)-	1	20326-S7(B49)
62	B, X	6	144,170	-5/16"-18 x 5/8"	1	
				Lockwasher-5/16"		34806-S7(X64)
				Washer-flat-5/16"		44722-S8(X19)
9B672 RETAINER ASSY. - AIR CLEANER TO CARBURETOR						
62	B, X	6	144,170		1	C2DZ 9B672-C
63	A, B, X	6	144,170 223		1	C3AZ 9B672-A

FORD CAR PARTS

595

SECTION 97

YEAR	MODEL	CYL.	C.I.D.	DESCRIPTION	QTY.	PART NUMBER
9673 GASKET - AIR CLEANER - Also refer to Groups 9B608,9654						
62	B	8	221,260	Internal-8.52" I.D. - 9.44" O.D. -.46" thick	1	C2OZ 9673-A
63/64	A, B, X (with 2/B carb.)	8	221,260, 289		1	
63/64	A, B, X	6	144,170, 200,223	Internal-11.78" I.D. -12.34" O.D. -.31" thick	1	C3AZ 9673-A
60/63	B, X	6	144,170	Used with C1KE 9600-A, C1DE 9600-B, C2DF 9600-B	1	
64	A, S	8	352,390	Internal-9.86" I.D. -10.78" O.D. -.46" thick	1	C4AZ 9673-A
64	Taxicab & P/C	6	240	Internal-3.76" I.D. -4.24" O.D. -.12" thick-used with C5AZ 9600-C cleaner	1	C1TE 9673-C
9677 BRACKET - THROTTLE CONTROL MOUNTING						
60	A, X	6&8	All	Used with 9775 throttle control (locking type)	1	C2AZ 9677-A
61	X	6	144,170		1	
61	A	8	All		1	
62	A (with A/C)	8	All		1	
63	A (with Selectaire Conditioning)	6&8	All		1	C3AZ 9677-A
60/63	A, X	6&8	All	Nut-1/4"-20 jam hex. Lockwasher-1/4"	1	33920-S8(M25) 34805-S8(X62)
9681 - 9A684 - Refer to Carburetor Parts Lists Section 95						
9B684 SPRING - CARBURETOR AIR CLEANER AIR DUCT INTAKE VALVE PLATE						
63/64	A, B, X (with 2/B carb.)	8	221,260, 289	1.62" long	1	C3AZ 9B684-A
9700 CONTROL ASSY. - CARBURETOR CHOKE						
60/61	X	6	144,170	52.50" long (from shoulder of knob to cable end)	1	C0DZ 9700-B
62	X Special	6	170		1	
63/64	B	6	170,200	42.00" long	1	C3OZ 9700-A
60/62	A	6	223		1	
64	B Special (with 4/B carb.)	8	289	Cut to 38.62" long	1	
62	B	6	170	42.00" long	1	C2OZ 9700-B
62/63	X	6	144,170	40.00" long	1	C3DZ 9700-A
63	A(with A/C)	6	223	Without knob-40.25" long from base of bezel-use with C3AZ 9B739-A knob	1	C3AZ 9700-B
63/64	A(except with A/C)	6	223	Cut to 36.31" long	1	
64	X	6	144,170, 200	49.66" long	1	C4DZ 9700-A
60/64	A	6	223	Grommet (choke control thru dash)-rubber	1	354972-S (KK18)
9A700 BRACKET - CARBURETOR CHOKE CONTROL MOUNTING						
63	A(with A/C)	6	223	Use with "Select Aire"	1	C3AZ 9A700-B
63/64	A(except with A/C)	6	223		1	C3AZ 9A700-A
63/64	A(with A/C)	6	223	Use with "Ford Aire"	1	C3AZ 9A700-C
60/63	X	6	144,170		1	C0DF 9A700-A
64	X	6	144,170, 200		1	C4DZ 9A700-B
9A702 ROD ASSY. - ACCELERATOR SHAFT TO BELLCRANK - Refer to Group 9747						
60/64	A(with S/T, O/D, F/M/2)	6	223	8.88" long from center of ball stud to rod end	1	C0AA 9A702-B
61/63	A Special (6/B carb.)	8	390,406		1	C1AE 9A702-A
63	A(with S/T & O/D)(with 2/B & 4/B carb.)	8	352,390, 406,427	Accelerator shaft to carburetor	1	C3AZ 9A702-A
63/64	A Special(with 8/B carburetor)	8	406,427	Accelerator shaft to carburetor	1	C3AZ 9A702-B
64	A	6	223	9.62" long from center of ball stud to rod end	1	C4AZ 9A702-A
64	A (with S/T & O/D)	8	352,390	Accelerator shaft to carburetor	1	C4AZ 9A702-B
64	A Special (with 4/B carb.)	8	427		1	
62/64	B	6	170,200	10.72" long from center of ball stud to center of trunnion-adjustable	1	C2OZ 9A702-A
61/	S	8	390	6.62" long from center of ball stud to end of rod-spring loaded ball stud one end only	1	C3SZ 9A702-A
60/61	X (with S/T) "Before 5/1/61"	6	144,170	10.34" long	1	C0DD 9A702-A
64	X (with F/M/2)	6	144,170, 200		1	C4DZ 9A702-B
61/64	X (with S/T) "From 5/1/61"	6	144,170	11.26" long from center of ball stud to end of rod	1	C1DZ 9A702-A
60/	A, B, S, X	6&8	All	Nut (rod to accelerator)-No. 10-32 Lockwasher-No. 10	1	34079-S7(M163) 34803-S7(X60)
61/	A Special (6/B, 8/B carb.)	8	390,406, 427	Clip (rod to accelerator shaft)	1	375780-S8(GG227)

FORD CAR PARTS

SECTION 97

YEAR	MODEL	CYL.	C.I.D.	DESCRIPTION	QTY.	PART NUMBER
9C704 CONNECTOR - AIR CLEANER TO THERMOSTATIC CHOKE CONTROL INLET TUBE						
63	A, S(except P/C)	8	352,390	1/4" I.D. -6.50" long-cut from A9A 17543-C tubing	1	*C2AE 9C704-B
63/64	B Special (with 4/B carburetor)	8	289	.219" I. D. -. 421" O. D. -5.89" long-cut from C1AZ 7B086-A	1	*C3OE 9C704-A
63/	A, B, S, P/C	8	352,390	Clamp (air cleaner to thermostatic choke control inlet tube hose) -. 438" diam.	2	97325-S35(E1)
63/	B Special (with 4/B carb.)	8	289			
63/64	P/C	8	390	.219" I. D. -. 421" O. D. -5.90" long-cut from C1AZ 7B086-A	1	*C2AE 9C704-A
64	A, B, X (with 2/B carb.)	8	260,289	.219" I. D. -. 10.20" long-cut from C1AZ 7B086-A hose	1	*C4OE 9C704-A
64	A, S (except P/C)	8	352,390	1/4" I. D. -. 8.00" long-cut from A9A 17543-C tubing	1	*C4AE 9C704-A
9A705 COVER - THERMOSTATIC CHOKE HEAT SUPPLY - Also refer to Groups 9A456						
60	S	8	430	Use with COLE 9510-A carburetor, B5ME 9430-A manifold and COME 9903-A gasket only	1	*COME 9A705-A
60	S	8	430	Use with C1VE 9903-A and 20346-S bolt on COSZ 9430-A manifold	1	*C1VE 9A705-A
60/64	A, S, (except P/C)	8	352,390		1	B8AZ 9A705-B
60/64	A, S	8	352,390	Screw (cvr. to manifold)-5/16"-18 x 5/16" fill. hd.	1	*31041-S
9B705 ROD - ACCELERATOR SHAFT TO SPEED CONTROL SHAFT						
64	A (with C/M)	8	289,352, 390		1	C4AZ 9B705-A
64	A (with C/M)	8	289,352, 390	Pin (rod to lever)-cotter-1/16"x3/8"	1	72000-S7(N37)
9C708 LEVER - ACCELERATOR BELLCRANK TO SPEED CONTROL ROD						
64	A (with C/M)	8	352,390		1	C4AZ 9C708-B
64	A (with C/M)	8	289		1	C4AZ 9C708-A
64	A (with C/4)	8	289		1	C4AZ 9C708-D
9A713 STOP - THROTTLE CONTROL WIRE						
60	A	6&8	All	Used with 9775 throttle control (locking type)	1	B9AA 9A713-A
60/61	X	6	144,170		1	
61/64	A (with Air Conditioning)	8	All		2	
60	A	6&8	All	Screw (throttle control stop)-No. 8-32 x 1/4"	1	26457-S8(U167)
60/61	X	6	144	round head	1	
61/64	A	8	All	Screw (throttle control wire stop)-No. 8-32 x 1/4"	2	375504-S8 (UU28A)
				socket head set		
9A714 INSERT - THERMOSTATIC CHOKE CONTROL AIR INTAKE						
60/63	A Special (4/B or 6/B carburetor)- "Before 11/28/62"	8	352,390, 406		1	C2AZ 9A714-A
63/64	P/C	8	390		1	
62/64	A, B, X	8	221,260		1	C2OZ 9A714-A
63/64	A, B (with 2/B carb.)	8	289		1	
60/62	A	8	292		1	
9A715 RETAINER - CARBURETOR THERMOSTATIC CHOKE CONTROL INSERT - Also refer to Group 9C786						
60/62	A	8	292		1	B9AE 9A715-A
60/63	A Special (4/B or 6/B carburetor)- "Before 11/22/62"	8	352,390, 406		1	
62/63	A, B, X	8	221,260		1	
63	A, B (with 2/B carb.)	8	289		1	
60/63	P/C "Before 9/24/62"	8	352,390		1	
63/64	P/C "From 9/24/62"	8	390		1	C3AZ 9A715-A

FORD CAR PARTS

SECTION 97

597

YEAR	MODEL	CYL.	C.I.D.	DESCRIPTION	QTY.	PART NUMBER
9A716 LINK ASSY. - ACCELERATOR BELLCRANK TO CARBURETOR - Also Refer to Groups 9747, 9772, 9784						
60/62	A (with governor)	6	223	1.70" long between end centers	1	C1AA 9A716-A
60/62	A (except with governor)	6	223	.75" long between end centers	1	C1AA 9A716-B
64	Taxicab	6	223		1	
63	A(except 65B, 76B)	6	223		1	C3AZ 9A716-A
64	A(except 65B, 76B & Taxicab)	6	223		1	
60/64	A	6	223	Nut (link to trans. control shaft)-No. 10-32	1	34079-S7(M163)
				Lockwasher -No. 10	1	34803-S7(X60)
9718 CLIP - CARBURETOR THROTTLE CONTROL SHAFT						
63	A	6&8	All	Used with Selectaire air conditioner	1	C3AZ 9718-A
64	A	8	352,390		1	
9B720 INSULATOR - ACCELERATOR SHAFT - Also refer to Group 9B862						
62/63	B "Before 1/30/63"	6	170	Use with C2OZ 9725-A shaft assy. only	1	C2OZ 9B720-A
63	B "From 1/30/63"	6	170,200		2	C3OZ 9B720-A
61/64	S	8	390	Accelerator shaft equalizer bracket	1	C5SZ 9B720-A
61/64	A	6	223		1	
61/63	X	6	144,170		1	C0DD 9B720-B
64	X	6	144,170, 200		1	C4DZ 9B720-A
					1	
9B721 PIN - ACCELERATOR BELLCRANK						
62/63	B	6	170,200		1	*C2OZ 9B721-A
64/	B, X (except Imco with C4)	6	144,170, 200		1	
61	X	6	144,170	Not replaced (1-69)	1	*C1DD 9B721-B
62/63	X	6	144,170		1	C2DZ 9B721-A
9724 BELLCRANK - ACCELERATOR - Refer to Groups 9732, 7A185						
61/63	A Special(6/B carb.)	8	390,406		1	C1AE 9724-A
9725 ACCELERATOR ASSY.						
60	A	6	223		1	*C0AA 9725-D
60	A (with S/T & O/D)	8	All		1	
60	A (with F/M/2, C/M)	8	292,352		1	*C0AA 9725-C
61/63	A	6	223		1	C1AA 9725-B
61/62	A (with F/M/2, C/M)	8	All		1	C1AA 9725-G
63	A (with F/M/2, C/M)	8	352,390		1	
61/63	A(with S/T, O/D)	8	292,352, 390,406, 427		1	C1AA 9725-H
63	A	8	250,289		1	C3AZ 9725-A
64	A	6	223		1	C4AZ 9725-C
64	A (with C/M)	8	289		1	C4AZ 9725-D
64	A (with C/M)	8	352,390		1	C4AZ 9725-A
64	A (with S/T, O/D, C/4)	8	289		1	C4AZ 9725-E
64	A (with S/T & O/D)	8	352,390		1	C4AZ 9725-B
64	A Special (with 4/B, 8/B carb.)	8	427		1	
62/63	B "Before 1/30/63"	6	170		1	C2OZ 9725-A
63/64	B "From 1/30/63"	6	170,200		1	C3OZ 9725-A
62/63	B "Before 1/30/63"	8	221,260	Use with C2OZ 9761-A	1	C2OZ 9725-B
63	B "From 1/30/63"	8	221,260		1	C3OZ 9725-B
64	B	8	260,289		1	
61/63	S "Before 9/30/63"	8	390		1	C2SZ 9725-A
64	S "From 9/30/63"	8	390		1	C4SZ 9725-B
63	X	8	260		1	C3DZ 9725-A
64	X	8	260		1	C4DZ 9725-C
60/64	X (with S/T)	6	144,170, 200		1	C1DZ 9725-A
60/64	X (with F/M/2)	6	144,170, 200		1	C0DZ 9725-C

YEAR	MODEL	CYL.	C.I.D.	DESCRIPTION	QTY.	PART NUMBER
9725 ACCELERATOR ASSY. - continued						
60/	S (with F/M)	8	All	Bolt (accelerator to engine block)-5/16"-18 x 3/4"	1	20346-S8(B50)
				Lockwasher-5/16"		34806-S7(X64)
				Nut-5/16"-18 hex.		33797-S7(M50)
60/64	A, S, X	6&8	All	Screw (accelerator to dash panel)- No. 14-10 x 5/8"-self tapping-hex, washer head	AR	31498-S8(U253B)
62/	B	6&8	All	Screw (accelerator to dash panel)- No. 14-10 x 1.00" hex washer head tapping	4	42154-S7-8(U256)
62/	B	6&8	All	Washer-1/4" flat	4	370494-S(XX86)
64/	S	8	390	Screw (accelerator to dash panel)- No. 14-10 x 3/4" hex, washer head	3	42143-S8(U255)
9A726 BRACKET ASSY. - ACCELERATOR BELLCRANK TO INTAKE MANIFOLD						
60	X	6	144		1	★ C0DD 9A726-A
9727 ROD - ACCELERATOR TO PEDAL						
60/64	A, B, X	6&8	All	Not used with C0DZ 9735-A, C1MZ 9735-A or	1	B7A 9727-B
61/64	S	8	390	C4SZ 9735-A pedal	1	
63	B, X	6&8	All	1.44" long-use with C0DZ 9735-A moulded	1	C3AZ 9727-A
64	B	6&8	All	plastic design pedal	1	
64/	X	6&8	All	Retainer (accelerator shaft rod)-use with	1	C3AZ 9727-C
63/64	A(except 57C, 63C, 76B)	6&8	All	C0DZ 9735-A or C1MZ 9735-A moulded plastic	1	
64/	B	6&8	All	design pedal	1	
9C727 VALVE ASSY. - SPEED CONTROL METERING						
64	A (with C/M)	8	289,352, 390		1	C4SZ 9C727-A
64/	S	8	390		1	
9C728 SOLENOID ASSY. - SPEED CONTROL						
64	A (with C/M)	8	289,352, 390		1	C4SZ 9C728-A
64/	S	8	390		1	
64/	A, S	8	All	Nut (solenoid to bracket)-No. 10-32	1	34079-S7(M163)
				Lockwasher-No. 10	1	34803-S7(X60)
9C729 BRACKET - SPEED CONTROL METERING VALVE						
64/	S	8	390		1	C4SZ 9C729-A
64/	S	8	390	Screw & washer assy. (bracket to metering valve)-No. 10-32 x 11/16" fillister head	2	★370003-S8
9C731 PUMP ASSY. - SPEED CONTROL						
64	A (with C/M)	8	289,352, 390		1	C4SZ 9C731-A
64/	S	8	390		1	
64/	A, S	8	All	Screw (pump assy. to bracket)-No. 8-32 x 1/2" hex, washer head	2	40917-S8(U257)
9732 BELLCRANK - ACCELERATOR - Also refer to Groups 9724 & 7A188						
60/61	A (with S/T & O/D)	6	223		1	C1AA 9732-A
61	A (with F/M, 2)	6	223	Used with vacuum throttle valve	1	
62	A	6	223		1	
63/64	A(except 65B, 76B)	6	223		1	C3AZ 9732-A
63/64	A Special (with 8/B carb.)	8	406,427	Use with C3AZ 9B842-B	1	C3AZ 9732-C
62/63	S Special (6/B carb.)	8	390	Bright finish	1	C2SZ 9732-A
60	X	6	144		1	★C0DD 9732-A
61	X	6	144,170		1	C1DD 9732-A
61/63	X	6	144,170, 200		1	C3DZ 9732-A
64	X	6	144,170, 200		1	C4DZ 9732-C
63/64	B	6	170,200		1	
60	A	6	223	Bolt (bellcrank to intake manifold)- 1/2"-13 x 2.56" hex, head shoulder	1	372740-S8(BB453)
60	X	6	144	Washer-3/8" flat	1	354861-S(XX137)
60	A, X	6	144,223	Washer-3/8" spring	1	356482-S2(XX370)
60	A, X	6	144,223	Cotter pin-1/16"x 5/8"	1	72015-S(N40)
61/	B, X	6	144,170, 200	Washer (accelerator bellcrank to pin-accel. bellcrank)-1/4" retaining "C"	1	359354-S(XX8C)
61/	X	6	144,170, 200	Washer-spring-5/16"	1	351341-S7(XX351)

YEAR	MODEL	CYL.	C.I.D.	DESCRIPTION	QTY.	PART NUMBER			
9C732 BRACKET - SPEED CONTROL PUMP									
64	A (with C/M)	8	289,352 390		1	C4AZ 9C732-A			
64	S	8	390		1	C4SZ 9C732-A			
64	A, S	8	All	Screw (bracket to brake pedal support assy.) - 1/4"-20 x 1/2" hex. washer head	2	40927-S8(U262)			
				Lockwasher 1/4" external tooth		34940-S7-8(X88)			
9C733 RELAY ASSY. - SPEED CONTROL									
64	A (with C/M)	8	289,352 390		1	C4AZ 9C733-B			
64/	S	8	390		1	C4SZ 9C733-A			
64/	S	8	390	Screw (relay to mounting bracket)- No. 14-14 x 1/2" hex. washer head-tapping	2	31497-S8(U254)			
9735 PEDAL ASSY. - ACCELERATOR									
60/61	A	6&8	All	Use with B7A 9727-B-moulded rubber design	1	C1MM 9735-A			
61/62	S	8	390		1				
62/63	A (except 65B, 76B)	6&8	All		1				
64	A (except 57C, 63C, 76B)	6&8	All		1				
62/63	A (65B and 76B only)	6&8	All	Bright finish cover	1	C2AZ 9735-A			
63/64	S "Before 9/20/63"	8	390		1				
64	A (57C, 63C, 76B only)	6&8	All		1				
60/	B, X	6&8	All	Moulded rubber design	1	CODD 9735-A			
64	S "From 9/20/63"	8	390	Use with C4SZ 9725-A accelerator assy.	1	C4SZ 9735-A			
60/	S	8	All		1	MG 9735-A			
60/	X	6&8	All	Elevated	1	CODD 9735-B			
60/64	A, S, X	6&8	All	Screw (pedal to floor)-No. 14-10 x 3/4"-hex. washer head	2	42143-S8(U255)			
62/64	B	8	221,260		2				
62/	B	6	170,200	Screw (pedal to floor)-No. 14-14 x 1/2"-hex. washer head-tapping	2	31497-S8(U254)			
9736 SPRING - ACCELERATOR BELLCRANK TO CARBURETOR LEVER TENSION									
60/61	A (with F/M, C/M)	6	223	Spring (trans. control to accelerator bellcrank to lever)-.50" O. D. -2.80" long-27 coils	1	B7A 9736-A			
61/64	A	6	223	Spring (accelerator shaft to equalizer bracket)	1				
60	A(with C/M)	8	All	Spring(trans. control to accel. bellcrank to lever)	1	B8A 9736-A			
60	S(with F/M or C/M)	8	352	Spring (trans. -control to accelerator bellcrank to lever)-.56" O. D. -2.44" long-18 1/2 coils	1	C0SZ 9736-A			
60	S	8	430						
9C736 BRACKET - SPEED CONTROL SERVO									
64	A(with C/M)	8	289,352 390		1	C4AZ 9C736-A			
64/	S	8	390		1	C4SZ 9C736-A			
9737 SPRING - ACCELERATOR RETRACTING									
				O.D.	LENGTH	COILS	REPLACED BY-		
60	A (except with governor)	6	223	.75"	6.09"	68 3/4	C7AZ 9737-A	1	★C0AA 9737-F
60/62	A (with governor)	6	223	1.00"	3.63"	27 3/4		1	★C0AA 9737-H
60/62	A (with F/M/2, C/M)	8	All	.75"	9.35"	36 1/4	C7AZ 9737-A	1	★C0AA 9737-G
63/64	A(with F/M/2, C/M)	8	352,390					1	
60/62	A (with S/T & O/D)	8	All	.76"	4.24"	26	C7AZ 9737-C	1	★C0AA 9737-J
63/64	A(with S/T & O/D)	8	352,390 406,427					1	
61/64	A (except with governor)	6	223	.75"	10.89"	87 1/4	C7AZ 9737-A	1	★C1AZ 9737-A
63	A	8	26Q289				C7AZ 9737-A	1	★C3AZ 9737-B
64	A (with C/M)	8	289					1	
64	A (with S/T & O/D)	8	289	.75"	5.52"	18	C7AZ 9737-A	1	★C4AZ 9737-A
62	B	6	170	.75"	10.72"	18	C7AZ 9737-C	1	★C2OZ 9737-A
62/64	B "Before 11/1/63"	8	221,260 289	.75"	6.46"	19.75	C7AZ 9737-C	1	★C2OZ 9737-C
63/64	B "Before 12/11/63"	6	170,200	.62"	8.86"	48	C7AZ 9737-A	1	★C3OZ 9737-A
64	B "From 12/11/63 to 4/25/64"	6	170,200	.62"	8.86"	48	C7AZ 9737-A	1	★C3DZ 9737-A
64	B "From 11/1/63"	8	26Q289	.75"	5.52"	18	C7AZ 9737-A	1	★C4AZ 9737-A
64	B "From 4/25/64"	6	170,200	.64"	8.86"	51 3/4	C7AZ 9737-A	1	★C4DZ 9737-A

SECTION 97

FORD CAR PARTS

YEAR	MODEL	CYL.	C.I.D.	DESCRIPTION			QTY.	PART NUMBER
9737 SPRING - ACCELERATOR RETRACTING - continued								
				O.D.	LENGTH	COILS	REPLACED BY -	
60	S	8	352,430				C7TZ 9737-H	1 ★B8S 9737-A
61/	S (with 4/B carb.)	8	390	.83"	3.78"	30	C7AZ 9737-B	1 ★C1SZ 9737-B
62/63	S (with 6/B carb.)	8	390	.69"	4.17"	26	C7AZ 9737-A	1 ★C2SZ 9737-A
62/63	S (with 6/B carb.)	8	390	.70"	4.43"	20	C7AZ 9737-A	1 ★C2SZ 9737-B
60/61	X (with F/M/2) "Before 5/1/61"	6	144,170	.80"	2.90"	22 1/4	C7AZ 9737-A	1 ★C0DD 9737-D
60/61	X (with S/T) "Before 5/1/61"	6	144,170	.94"	10.30"	20 1/2	C7AZ 9737-B	1 ★C0DD 9737-E
61/63	X (with F/M/2) "From 5/1/61"	6	144,170	.82"	6.26"	35 1/2	C7AZ 9737-B	1 ★C1DD 9737-A
61/63	X (with S/T) "From 5/1/61"	6	144,170	.54"	8.19"	25 1/2	C7AZ 9737-A	1 ★C1DD 9737-B
63	X	8	260	.75"	6.46"	19.75	C7AZ 9737-C	1 ★C2OZ 9737-C
64	X (with F/M/2)	6	144,170 200	Used as trans. kickdown control lever spring				1
63/64	X "Before 3/2/64"	6	144,170 200	.62"	8.86"	48	C7AZ 9737-A	1 ★C3DZ 9737-A
64	X "From 3/2/64"	6	144,170 200	.64"	8.86"	51 3/4	C7AZ 9737-A	1 ★C4DZ 9737-A
64	X	8	260	.75"	5.52"	18	C7AZ 9737-A	1 ★C4AZ 9737-A
9737 ACCELERATOR RETURN SPRING and EXTENSION - Refer to above 9737 Group for Spring application								
Consists of the following							AR	C7AZ 9737-A
5 - C7RA 9737-B		Spring (accel. shaft return)-.75" O.D. -2.84" long-36 1/2" coils						
10 - C7RA 9A843-A		Extension (accel. retracting spring)-6" long						
Consists of the following							AR	C7TZ 9737-H
5 - C7RA 9737-C		Spring (accel. shaft return)-.78" O.D. -2.82" long-27 1/2 coils						
10 - C7RA 9A843-A		Extension (accel. retracting spring)-6" long						
Consists of the following							AR	C7AZ 9737-C
5 - C7RA 9737-D		Spring (accel. shaft return)-.70" O.D. -3.01" long-35 1/2 coils						
10 - C7RA 9A843-A		Extension (accel. retracting spring)-6" long						
Consists of the following							AR	C7AZ 9737-B
5 - C7RA 9737-A		Spring (accel. shaft return)-.78" O.D. -2.38" long-25 1/2 coils						
10 - C7RA 9A843-A		Extension (accel. retracting spring)-6" long						
9B739 KNOB ASSY. - CARBURETOR CHOKE CONTROL								
63/64	A	6	223	Use with C3AZ 9700-B control assy. (choke)			1	C3AZ 9B739-A
64	X	6	144,170 200				1	C4DZ 9B739-A
9C739 ROD - SPEED CONTROL PIVOT ARM TO SERVO								
64/	S	8	390				1	C4SZ 9C739-A
64/	S	8	390	Nut (pivot arm rod to servo)-1/4"-20			2	33795-S7(M49)
9C740 ROD - SPEED CONTROL PIVOT ARM TO CARBURETOR								
64/	S	8	390				1	C4SZ 9C740-A
64/	S	8	390	Washer (speed control pivot arm rod to speed control rod pivot arm to servo)-"C"			1	353862-S8(XX10)
				Retainer-spring-.62" long				354569-S(RR1)
9741 BRACKET - ACCELERATOR RETRACTING SPRING								
60/62	A (with F/M/2, C/M)	8	292				1	C0AZ 9741-A
60/62	A (with S/T & O/D)	8	292				1	C0AZ 9741-C
60/64	A (with S/T & O/D)	8	352,390 406,427				1	C0AZ 9741-B
64	A	6	223				1	C4AZ 9741-A
63	A	8	260,289				1	C3AZ 9741-A
62/63	B	8	221,260	Use with C2OZ 9737-C spring			1	C2OZ 9741-B
63	X	8	260				1	
63/64	B (with 4/B carb.)	8	289				1	
64	B, X	8	260				1	
64	A, B (with 2/B carb.)	8	289				1	
61/	S	8	390				1	C1SZ 9741-A
62/63	S Special (with 6/B carb.)	8	390	Accelerator shaft retracting assist spring			1	C2SZ 9741-B
62/63	S Special (with 6/B carb.)	8	390	Throttle return spring			1	C2SZ 9741-C

FORD CAR PARTS

SECTION 97

601

YEAR	MODEL	CYL.	C.I.D.	DESCRIPTION	QTY.	PART NUMBER
9C741 BUTTON ASSY. - SPEED CONTROL ACTUATOR PUSH						
64	A (with C/M)	8	289,352 390		1	C4AZ 9C741-A
64	S		8 390	"Before 6/8/64"	1	C4SZ 9C741-A
64/	S		8 390,428	"From 6/8/64"	1	C4SZ 9C741-B
64	A(with C/M)	8	289,352 390	Screw(button to actuator shaft)-No. 6-32x1/8" hex. socket head set	1	354293-S8(UU27)
64/	S	8	390		1	
9B742 KIT - THROTTLE CONTROL - Also Refer to Group 9775						
60/64	A, X	6&8	All		1	C4AZ 9B742-A
62/64	B	6&8	All		1	
9C743 CAP - SPEED CONTROL PUMP INTAKE						
64	A (with C/M)	8	289,352 390		1	C4SZ 9C743-A
64/	S	8	390		1	
9C744 TEE - SPEED CONTROL VACUUM HOSE						
64	A (with C/M & w/o power brakes)	8	289,352 390		1	C1AZ 9C744-A
64	A (with C/M & with power brakes)	8	289,352 390		1	C4SZ 9C744-A
64/	S	8	390		1	
9A745 SHIELD - THERMOSTATIC CHOKE HEAT TUBE INLET						
63	B	6	200		1	C1KE 9A745-A
63/64	B (with 4/B carb.)-"Before 2/17/64"	8	289		1	C3OZ 9A745-A
9C745 HOSE - SPEED CONTROL METERING VALVE TO PUMP						
64/	S	8	390	.126" I.D. -, 264" O.D. -,31.56" long-cut to 15.12" long	1	C4SZ 9C745-C
64	A	8	289,352 390	Cut to 10.62" long	1	
9C746 HOSE - SPEED CONTROL METERING VALVE TO SERVO						
64	S	8	390	.235" I.D. -, 453" O.D. -,68.62" long-cut to 52.56" long	1	C4SZ 9C746-C
64	A	8	289,352 390	Cut to 12.25" long	1	
9747 ROD ASSY. - ACCELERATOR - Refer to Group 9A702, 9772, 9784						
60	S (with S/T)	8	352	Accelerator bellcrank to carburetor-10.29" long	1	B5A 9747-A
60/82	A (with S/T & O/D)	8	All	Accelerator shaft to carburetor-11.52" long from center of ball stud to rod end	1	C0AA 9747-B
9C747 HOSE - SPEED CONTROL SOLENOID TO METERING VALVE						
64	S	8	390	.296" I.D. -, 53" O.D. -,9.12" long-cut from C4SZ 9C748-B hose	1	*C4SA 9C747-A
64	A	8	289,352 390	.296" I.D. -, 53" O.D. -,8.50" long-cut from C4SZ 9C748-B hose	1	*C4AA 9C747-A
9C748 HOSE - SPEED CONTROL SOLENOID TO METERING VALVE						
64	S	8	390	.286" I.D. -, 53" O.D. -,69.06" long-cut to 41.12" long	1	C4SZ 9C748-B
64	A	8	289,352 390	Cut to 24.75" long		
9C751 ARM - SPEED CONTROL SERVO TO THROTTLE PIVOT						
64/	S	8	390		1	C4SZ 9C751-A
64/	S	8	390	Washer (throttle pivot arm to trans. control shaft)-3/8" flat	1	356403-S8(XX126)
9A753 - Refer to Carburetor Parts List Section 95						
9A756 - Refer to Carburetor Parts Lists Section 95						
9B756 DIAPHRAGM & TUBE ASSY. - CARBURETOR IDLE SPEED UP						
61	S (with A/C)	8	390	Use CISZ 9B863-A repair kit	1	*C1SS 9B756-B

YEAR	MODEL	CYL.	C.I.D.	DESCRIPTION	QTY.	PART NUMBER
9B756 VALVE ASSY. - IDLE SPEED UP						
63	A (with Power Steering)	8	260,289		1	C3OZ 9B756-A
64	A (with Power Steering)	8	289		1	
62	B (with Power Steering)	6&8	170,221		1	
			260			
63	B (with Power Steering)	6&8	All		1	
63/64	X (with Power Steering)	6&8	All		1	
62	B (with Power Steering)	6&8	170,221	Nut-9/16"-18 hex. check	2	351075-S(MM27)
			260			
9A757 - Refer to Carburetor Parts Lists Section 95						
9B758 TUBE ASSY.- POWER STEERING PUMP TO IDLE SPEED UP VALVE						
63	A (with Power Steering)	8	260,289		1	C3AZ 9B758-A
64	A (with P/S & C/M)	8	289		1	
62/63	B (with Power Steering)	8	221,260		1	C3OZ 9B758-A
63	X (with Power Steering)	8	260		1	
64	A (with P/S & A/C except C/M)	8	289		1	
62/64	B (with Power Steering & F/M/2)	6	170,200		1	C3OZ 9B758-B
63/64	X (with Power Steering)	6	All		1	
9B759 BRACKET - IDLE SPEED UP VALVE						
62/63	B (with Power Steering)	6	170,200		1	C2OZ 9B759-A
63/64	X (with Power Steering)	6	All		1	
64	B (with Power Steering)	6	200		1	
62/63	B (with Power Steering)	8	221,260		1	C3OZ 9B759-A
63/64	X (with Power Steering)	8	260		1	
64	A (with Power Steering & S/T, O/D)	8	289		1	
63	A (with Power Steering)	8	260,289		1	C3AZ 9B759-A
64	A (with Power Steering & C/M)	8	289		1	
62/63	B (with Power Steering)	8	221,260	Bolt (bracket to accelerator shaft assy.) - 5/16"-24 x .75" shoulder	1	350756-S8(BB697)
				Washer-5/16" flat	1	44722-S8(X19)
				Lockwasher-5/16"	1	34806-S7(X64)
				Nut-5/16"-24-hex.	1	33798-S8(M62)
9C760 TRUNNION - CARBURETOR THROTTLE LEVER						
63/	A Special (with 8/B carb.)	8	406,427		1	C3AZ 9C760-A
9761 LEVER ASSY. - ACCELERATOR SHAFT						
62/63	B	8	221,260	Arm (accelerator shaft)-use with C2OZ 9725-B	1	C2OZ 9761-A
64	B (with 2/B carb.)	8	260,289		1	
63/64	B (with S/T & O/D & 4/B carb.)	8	289	Arm (accelerator shaft)	1	C3OZ 9761-A
60/61	X	6	144,170	Used with 9775 throttle control (locking type)	1	*C0DD 9761-A
63	X	8	260	Arm (accelerator shaft)	1	C3DZ 9761-A
64	X	8	260		1	C4DZ 9761-B
60	A	6&8	All	Bolt (accelerator shaft lever)-1/4"-20 x 1" hex. hd.	2	20384-S8(B43)
60/61	X	6	144,170		2	
63	X	8	260	Bolt (accel. shaft lever)-5/16"-18 x 1 1/4" hex. hd.	1	20426-S8(B55)
62/	B	8	221,260	Nut (accelerator shaft arm to accelerator	1	34443-S7-8(M79)
			289	assy.)-5/16"-24-lock		
63/	X	8	260,289	Nut (accelerator shaft lever to accelerator shaft)	1	
				Washer-5/16"-flat	1	44722-S8(X19)
9B761 CONNECTOR - TRANSMISSION VACUUM TO FAST IDLE DIAPHRAGM						
61	S (with A/C)	8	390	.22" I.D. x 4, 20" long-cut from C2AZ 9324-A	2	*C1SS 9B761-A
61	S (with A/C)	8	390	Connector (elbow for connector carburetor idle speed up diaphragm tube)-1/4" hose -tee	1	353376-A1-S (II-103)
9B761 CONNECTOR - IDLE SPEED UP VALVE TUBE						
62/63	B (with Power Steering)	6&8	All		1	C2OZ 9B761-A
64	B	6	200		1	
64	A (with Power Steering & A/C)	8	289		1	
63/64	X (with Power Steering)	6&8	All		1	
9C761 HOUSING ASSY. - SPEED CONTROL ACTUATOR						
64	A (with C/M)	8	289,352 390		1	C4AZ 9C761-B

FORD CAR PARTS

SECTION 97

603

YEAR	MODEL	CYL.	C.I.D.	DESCRIPTION	QTY.	PART NUMBER
9C762 LINK ASSY. - SPEED CONTROL						
64	A (with C/M)	8	289,352 390		1	C4AZ 9C762-B
9A763 BUSHING - ACCELERATOR SHAFT						
64	X	8	260		2	C4DZ 9A763-A
9C763 SPACER - SPEED CONTROL SERVO						
64	A (with C/M)	8	289		1	C4AZ 9C763-A
9C764 TUBE ASSY. - SPEED CONTROL VACUUM SUPPLY						
64	A (with C/M & w/o power brakes)	8	289,352 390	5/16" O. D. - 3.48" developed length	1	C4AZ 9C764-A
9767 END - CARBURETOR THROTTLE SYNCHRONIZER ROD						
61/63	A, S Special (6/B carb.)	8	390,406		2	PB8M 9767-B
63/	A Special (8/B carb.)	8	406,427		2	
9C767 DIAL ASSY. - SPEED CONTROL ACTUATOR						
64	S	8	390	"Before 6/8/64"	1	C4SZ 9C767-B
64/	S	8	390	"From 6/8/64"	1	C4SZ 9C767-C
9772 ROD ASSY. - ACCELERATOR BELLCRANK TO CARBURETOR - Refer to Groups 9A716, 9747, 9784						
60/61	A (with C/M)	8	352	6.96" long-adjust to 6.46"-formed	1	B8A 9772-A
61/62	A (with C/M)	8	292,352	7.00" long from center of trunnion to center of rod end (formed rod)	1	C1AA 9772-A
61/62	A (with F/M/2) "From 3/15/61"	8	292,352		1	
61/62	A (with C/M)	8	390	7.88" long from center of trunnion to center of rod end (formed rod)	1	C1AA 9772-C
61/63	A Special (6/B carb.)	8	390,406		1	C1AE 9772-A
63	A (with C/M)	8	352		1	C3AZ 9772-C
63	A (with S/T & O/D)	8	260,289	7.88" long from center to center of ends	1	C3AZ 9772-B
63	A (with F/M/2, C/M)	8	260,289		1	C3AZ 9772-A
64	A (with C/M)	8	289		1	
63/64	A (with C/M)	8	390		1	C3AZ 9772-D
64	A (with C/M)	8	352		1	
62/64	B	6	170	2.28" long from center to center of socket ends	1	C2OZ 9772-B
64/	B, X	6	200		1	
64	X	6	144,170		1	
62/63	B (with F/M/2)	8	221,260	4.68" long from center of trunnion to center of rod end	1	C2OZ 9772-C
63	X (with F/M/2)	8	260		1	
64	B (with F/M/2, C/M & 2/B carb.)	8	260,289		1	
62/63	B (with S/T & O/D)	8	221,260	4.68" long from center to center of ends	1	G2OZ 9772-D
63	X (with S/T & O/D)	8	260		1	
64	B (with S/T & O/D & 2/B carb.)	8	260,289		1	
64	A (with S/T & O/D)	8	289		1	
63/	B (with S/T & O/D & 4/B carb.)	8	289	4.98" long from center to center of ends	1	C3OZ 9772-A
64	B Special (with 4/B carb. & C/4)	8	289	5.44" long from center to center of ends	1	C4OZ 9772-A
60	S (with F/M/2, F/M & C/M)	8	352		1	B8S 9772-C
60	S	8	430	9.16" long-adjust to 8.63"	1	B9SS 9772-A
61	S (with A/C)	8	390	13.36" long from center of trunnion to center of pin	1	C1SS 9772-C
62/63	S Special (with 6/B carb.)	8	390	7.75" long-bright finish	1	C2SZ 9772-B
62/63	S Special (with 6/B carb.)	8	390	20.52" long-bright finish	1	C2SZ 9772-A
61/64	S (except A/C & speed control)(with 4/B carb.)	8	390	13.36" long from center of trunnion to center of rod end	1	C1SZ 9772-A
64/	S (with speed control)	8	390		1	C4SZ 9772-A
60/ 61	X	6	144,170	2.76" long from center to center of ends	1	C0DD 9772-A
62	X Special	6	170		1	
60/63	X (with F/M/2)	6	144,170	5.65" long-accelerator shaft to transmission control shaft-cut to 4.20" long	1	B4A 9772-A
62/ 63	X	6	144,170	2.28" long from center to center of ends-right angle bend one end	1	C2DZ 9772-A
64	X	8	260	4.68" long from center to center of ends	1	C4DZ 9772-A

YEAR	MODEL	CYL.	C.I.D.	DESCRIPTION	QTY.	PART NUMBER
9772 ROD ASSY. - ACCELERATOR BELLCRANK TO CARBURETOR - continued -						
Also refer to Groups 9A716, 9747, 9784						
60/	A, B, S, X	6&8	All	Nut (rod to bellcrank or lever & carburetor)- No. 10-32	AR	34079-S7(M163)
				Lockwasher-No. 10	AR	34803-S7(X60)
61/	S	8	390	Retainer (rod assy. accel. bellcrank to carb. to bracket assy. accel. shaft)-"C" washer	1	353862-S8(XX10)
61/63	A, S Special (6/B carb.)	8	390,406	Nut (outboard carburetor throttle rods to accelerator bellcrank to carburetor rod)- No. 8-32 hex. locking	1	357179-S(MM134)
63/64	A, B, S, X	8	All	Clip (rod to carburetor)	1	375894-S7-8 (GG-215)
9775 CONTROL ASSY. - CARBURETOR THROTTLE - LOCKING TYPE -Also Refer to Group 9B742						
60, 61	A X	6&8 6	All 144,170	14.50" long from base of bezel	1 1	*C0AF 9775-A
63	A (with Selectaire air conditioning)	8	260,352, 390		1	C3AZ 9775-B
64	A (with Selectaire air conditioning)	8	352,390		1	
61/62	A (with air conditioner)	8	All		1	
60/61	A, X	6&8	All	Nut (jam)-9/16"-18	1	33945-S8(M37)
9B776 CLIP - ACCELERATOR SHAFT TO TRANSMISSION CONTROL SHAFT ROD ASSY.						
64	X	8	260	Used with C4DZ 9784-C rod	2	C4GY 9B776-A
9C780 MOULDING - SPEED CONTROL SWITCH						
64	S		8 390	"Before 6/8/64"	1	C4SZ 9C780-A
64/	S		8 390	"From 6/8/64"	1	C4SZ 9C780-B
9782 BRACKET - CARBURETOR THROTTLE CONTROL SHAFT						
63	A(with Selectaire air conditioning)	8	260,352, 390		1	C3AZ 9782-B
64	A (with Selectaire air conditioning)	8	352,390		1	
9784 ROD ASSY. - ACCELERATOR TO TRANSMISSION CONTROL SHAFT - Also refer to Group 9747, 9772						
60	A (with C/M)	6	223	6.32" between stud centers-adjustable	1	C0AA 9784-B
60/63	A (with F/M/2 & C/M)	8	All	5.14" between ball joint centers	1	B8A 9784-A
63	A(with S/T & O/D)	8	260,289		1	
64	A (with C/M)	8	289,352, 390		1	
62/63	B	8	221,260	3.68" between stud centers-adjustable	1	C2OA 9784-A
63	X	8	260		1	
64	A (with S/T, O/D)	8	289		1	
64	B	8	260,289		1	
64	X (with F/M/2)	6	170,200	4.56" long	1	C0DZ 9784-A
64	B Special(with 4/B carb. & C4)	8	289	3.30" long between stud centers	1	C4OZ 9784-A
64/	X	8	260,289	3.52" between stud centers-adjustable	1	C5ZZ 9784-A
60	S	8	352	8.68" between ball joint centers	1	B8S 9784-A
60	S	8	430	9.75" between stud centers-adjustable	1	*B8S 9784-B
60/64	A (with F/M/2, C/M), B, S, X	6&8	All	Cotter pin-1/16" x 3/4"		72015-S(N40)
				Nut (rod to transmission control shaft)-No.10-32	AR	34079-S7(M163)
				Lockwasher-No. 10	AR	34803-S7(X60)
9C786 ADAPTOR - THERMOSTATIC CHOKE CONTROL - INLET TUBE - Also refer to Group 9A715						
64	A, B, X	8	260,289		1	C4AZ 9C786-A
9C788 BRACKET - SPEED CONTROL SOLENOID						
64/	S (model 76 only)	8	390		1	C4SZ 9C788-A
9C791 FILTER ASSY. - THERMOSTATIC CHOKE AIR						
64/	P/C(with closed emission system)	8	390,428		1	C4DZ 9C791-A
64	X "Sprint Special" (with closed emission system)	8	260		1	
9792 - Refer to Carburetor Parts Lists Section 95						

FORD CAR PARTS

SECTION 97

605

YEAR	MODEL	CYL.	C.I.D.	DESCRIPTION	QTY.	PART NUMBER
9793 SEAL - ACCELERATOR PEDAL ROD						
60	A	6&8	All		1	*B7A 9793-A
61/63	A	6&8	All		1	C1AA 9793-A
64	A	6&8	All		1	C4AZ 9793-A
62/	B	6&8	All		1	C2OZ 9793-A
61/	S	8	390		1	C1SS 9793-A
64/	X	6	140,170 200		1	C4DZ 9793-A
64	X	8	260		1	C4DZ 9793-B
9A796 - Refer to Carburetor Parts Lists Section 95						
9819 TUBE - THERMOSTATIC CHOKE CONTROL - OUTLET						
60/62	A	8	292	1/4" O.D. steel tubing-10.10" long-used with Ford 2/B carburetor	1	B9AE 9819-B (CM-296)
60/63	A, S (with 4/B carb.)	8	352,390	3/16" O.D. steel tubing-18.10" long	1	B8A 9819-H
64	S	8	390		1	
64	A (with 4/B carb.) - "Before 3/17/64"	8	352,390		1	
64/	A, S "From 3/17/64"	8	352,390	3/16" O.D. steel tubing-19.42" long	1	C4MY 9819-B
60/63	A (with 2/B carb.)	8	352	3/16" O.D. steel tubing-17.30" long	1	B8A 9819-L (CM-293)
60/63	A Special (4/B carb.) "Before 11/22/62"	8	352,390, 406	1/4" O.D. -21.30" long	1	C1AE 9819-B
61/63	A Special (6/B carb.) "Before 11/22/62"	8	390,406	1/4" O.D. steel tubing-25.45" long	1	C1AE 9819-C (CM-410)
61/64	P/C	8	390	1/4" O.D. steel tubing-23.38" developed length	1	▲*C1AE 9819-A
63	A Special (8/B carb.)	8	406,427	1/4" O.D. steel tubing-5.28" long-used from tee to carb.	2	▲*C3AE 9819-E
63/64	A Special (4/B carb.) "From 11/22/62"	8	406,427	1/4" O.D. steel tubing-20.35" long	1	C3AZ 9819-A
63	A Special (6/B carb.) "From 11/22/62"	8	406	1/4" O.D. steel tubing-24.80" long	1	C3AZ 9819-D
63/	A Special (with 8/B carb.)	8	406,427	Used from exhaust manifold to tee	1	
62/64	A, B, X	8	221,260	1/4" O.D. steel tubing-16.30" long	1	C2OZ 9819-A
63/64	A, B (with 2/B carb.)	8	289		1	(CM-411)
60	S	8	430	1/4" O.D. steel tubing-14.34" long	1	*B9ME 9819-A
62/63	S Special (with 6/B carb.)	8	390,406	3/16" O.D. steel tubing-33.50" long	1	C2SZ 9819-A
63/64	B (with 4/B carb.) - "Before 2/17/64"	8	289	1/4" O.D. steel tubing-24.92" long	1	C3OZ 9819-B
63	B	6	200	1/4" O.D. steel tubing-9.21" long	1	C3GY 9819-A
	F	6	170		1	
60/	A, B, S, X	8	All	Nut (tube to carb.) -7/16"-24 hex, -brass	1	357980-S(MM111)
61/	A Special (4/B, 6/B, 8/B carb.)	8	390,406, 427		1	
63/	A Special (8/B carb.)	8	427	Tee assy. (thermostatic choke control outlet) - compression fitting	1	*378416-S
61/	A, B, X	6&8	All	Sleeve (tube to carburetor)-1/4" compression	1	357940-S(II-54X)
9820 TUBE - THERMOSTATIC CHOKE CONTROL - INLET						
60/62	A, S	8	352,390	1/4" O.D. steel tubing-used with B8A 9430-B or C0AE 9430-B manifold	1	B8A 9820-B
63/64	P/C "Before 5/1/64"	8	390	1/4" O.D. steel tubing-22.96" long	1	C3AZ 9820-B
63/64	A, S (except P/C) "Before 5/1/64"	8	352,390	1/4" O.D. steel tubing-12.92" long	1	C3AZ 9820-A
64	A, B, X (with 2/B carb.)	8	260,289		1	
64/	A, S, P/C "From 5/1/64"	8	352,390	1/4" O.D. steel tubing-13.53" long	1	C4AZ 9820-D
60/	A, S	8	352	Washer (tube & exhaust manifold to cyl. head)-3/8" lock	1	371665-S(CX324)
9825-6 CLIP - ROD END						
60/	A, B, S, X	6&8	All	R, H. L, H.	AR AR	B7A 9825-B B7A 9826-A

▲ Cut from 91A 2269 bulk tubing

YEAR	MODEL	CYL.	C.I.D.	DESCRIPTION	QTY.	PART NUMBER
9A825 ACTUATOR ASSY. - SPEED CONTROL						
64	A (with C/M)	8	289,352 390		1	C4AZ 9A825-B
64	S		"Before 6/8/64" 8 390		1	C4SZ 9A825-A
64/	S		"From 6/8/64" 8 390		1	C4SZ 9A825-B
64	A (with C/M)	8	289,352, Washer (actuator to housing)-1/2" flat 390		1	351453-S8(XX186)
9A826 CABLE ASSY. - SPEED CONTROL ACTUATOR						
64	A (with C/M)	8	289,352, 390		1	C4AZ 9A826-A
64	S		"Before 6/8/64" 8 390		1	C4SZ 9A826-B
64/	S		"From 6/8/64" 8 390		1	C4SZ 9A826-C
64	A, S	8	All	Grommet (actuator cable assy, thru dash panel)	1	354972-S(KK18)
9827 - Refer to Carburetor Parts Lists Section 95						
9A832 KNOB ASSY. - SPEED CONTROL ACTUATOR						
64	A (with C/M)	8	289,352, 390		1	C4AZ 9A832-A
9835 - 9836 - Refer to Carburetor Parts Lists Section 95						
9A837 SWITCH ASSY. - SPEED CONTROL RELEASE ACTUATOR						
64	A (with C/M)	8	289,352, Also serviced in 9A825 assy. 390		1	C4AZ 9A837-A
9A837 SWITCH ASSY. - SPEED CONTROL RELEASE						
64	A (with C/M)	8	289,352, 390		1	C1VV 9A837-A
64	S		"Before 6/8/64" 8 390	Console mounted	1	C4SZ 9A837-A
64/	S		"From 6/8/64" 8 390	Console mounted	1	C4SZ 9A837-C
64/	S		8 390	Dash mounted	1	C4SZ 9A837-D
9A838 BRACKET - SPEED CONTROL RELEASE SWITCH MOUNTING						
64	A (with C/M & power brakes)	8	289,352, 390		1	C4AZ 9A838-A
64	A (with C/M & w/o power brakes)	8	289,352, 390		1	C4AZ 9A838-B
64	S	8	390		1	C4SZ 9A838-B
64	S	8	390	Screw (release switch mtg. brkt. to brake pedal support assy.) - No.10-24 x 1/2" hex. washer hd.	1	40918-S8(U260)
9A839 WIRE ASSY. - SPEED CONTROL FEED						
64	S	8	390		1	C4SZ 9A839-B
64/	S	8	390	Clip (speed control feed wire)	AR	376219-S(GG151)
64/	S	8	390	Screw (speed control feed wire clip)- No.10-12 x 1/2" hex. washer head-self tapping	AR	42127-S8(U248C)
9840 PISTON ASSY. - CARBURETOR AUTOMATIC CHOKE - Refer to Carburetor Parts Lists Section 95						
9A840 WIRE ASSY. - SPEED CONTROL						
64	A (with C/M)	8	289,352, 390		1	C4AZ 9A840-A
64/	S	8	390		1	C4SZ 9A840-A
64/	S	8	390	Clip (speed control wire assy.)	AR	376219-S(GG151)
64/	S	8	390	Screw (speed control wire assy. clip)- No.10-12 x 1/2" hex. washer head-self tapping	AR	42127-S8(U248C)
9B841 ROD - CARBURETOR THROTTLE - FRONT						
61/63	A Special (6/B carb.)	8	390,406		1	C1AE 9B841-A
63/	A Special (with 8/B carb.)	8	406,427	Bright finish	1	C3AZ 9B841-B
62/63	S Special (6/B carb.)	8	390	Bright finish	1	C2SZ 9B841-A
61/63	A, S Special (6/B carb.)	8	390,406	Washer (throttle rod to outboard carb.)-3/16" flat	1	372396-S8(XX78)
				Retainer-spring-.44" long	1	353610-S8(NN126)

FORD CAR PARTS

SECTION 97

607

YEAR	MODEL	CYL.	C.I.D.	DESCRIPTION	QTY.	PART NUMBER
9842 CLAMP - CARBURETOR THERMOSTATIC CHOKE HOUSING - Refer to Carburetor Parts Lists Section 95A						
9B842 ROD - CARBURETOR THROTTLE - REAR						
61/63	A Special (6/B carb.)	8	390,406		1	C1AE 9B842-A
62/63	S Special (6/B carb.)	8	390	Bright finish	1	C2SZ 9B842-A
63/	A Special (with 8/B carb.)	8	406,427	Use with C3AZ 9732-C	1	C3AZ 9B842-B
61/63	A, S Special (6/B carb.)	8	390,406	Washer (throttle rod to carburetor)-3/16" flat	1	372396-S8(XX78)
				Retainer-spring-.44" long	1	353610-S8(NN126)
9B843 KIT - ACCELERATOR CONTROL - COBRA						
63/	B	8	260,289	For (3) 2 barrel carburetor installation-use with C4OZ 6B068-A, B, C4DZ 6B068-A, B High Performance Kit	1	C4OZ 9B843-A
Consists of the following						
	1-C3RA 9A701-A			Rod (accel. shaft to bellcrank) 1-AB 99753-A		Trunnion (accel. shaft to bellcrank)
	1-C3RA 9A800-A			Arm (accelerator shaft) 1-375780-S81		Clip (rod to bellcrank arm)
	1-B7A 9825-B			Clip (rod to bellcrank)		
62/	All High Performance Vehicles (with 8V manifold)	8	All	For (2) 4 barrel carb. installation-use with C6AZ 6B068-B, C7AZ 6B068-A High Performance Kit	1	C6OZ 9B843-G
Consists of the following						
	1-C7OZ 9A702-L			Rod assy. (accel. shaft to bellcrank) 1-44712-S8		Flatwasher
	1-C5AZ 9737-K			Spring (accelerator return) 1-72003-S8		Cotter pin
	1-C5AZ 9741-B			Bracket (return spring)		
63	X	8	260	For (3) 2 barrel carburetor installation-use with C4OZ 6B068-A, C4DZ 6B068-A High Performance Kit	1	C3DZ 9B843-A
Consists of the following						
	1-C3AE 9A701-A			Rod (accel. shaft to bellcrank) 1-AB 99753-A		Trunnion (accel. shaft to bellcrank)
	1-C3AE 9A800-A			Arm (accelerator shaft) 1-375780-S81		Clip (rod to bellcrank arm)
	1-B7A 9825-B			Clip (rod to bellcrank)		
64	X	8	260	For(3) 2 barrel carburetor installation - use with C4OZ 6B068-A, C4DZ 6B068-A, B High Performance Kit	1	C4DZ 9B843-A
Consists of the following						
	1-C3AE 9A701-A			Rod (accel. shaft to bellcrank) 1-AB 99753-A		Trunnion (accel. shaft to bellcrank)
	1-C3RA 9A800-A			Arm (accelerator shaft) 1-375780-S81		Clip (rod to bellcrank arm)
	1-B7A 9825-B			Clip (rod to bellcrank)		
9A847 BEZEL - SPEED CONTROL ACTUATOR						
64	A	8	289,352 390		1	C4AZ 9A847-A
64	A	8	289,352 390	Washer(actuator bezel)-.020"nylon-11/16"flat	1	376529-S(XX221D)
9848 THRU 9853 - Refer to Carburetor Parts Lists Section 95						
9A853 PLATE - ACCELERATOR SHAFT EQUALIZER BRACKET						
61/63	A (with S/T & O/D)	6	223		1	C1AZ 9A853-C
64	A (with S/T & O/D)	6	223		1	C4AZ 9A853-A
61/64	S	8	390		1	C1SZ 9A853-A
61/64	A (with S/T & O/D)	6	223	Bolt (plate to dash)-5/16"-18 x 5/8" hex. head	1	20326-S7(B49)
				Lockwasher-5/16"		34806-S7(X64)
9A856 BUSHING - ACCELERATOR SHAFT TO BELLCRANK ROD						
61/	S	8	390		1	C1SS 9A856-A
62/63	B (with F/M/2)	6	170,200		1	
64	B (with F/M/2)	6	200		1	
64	A (with speed control)	8	289,352 390		2	

YEAR	MODEL	CYL.	C.I.D.	DESCRIPTION	QTY.	PART NUMBER
9A857 NUT - ACCELERATOR SHAFT TO BELLCRANK ROD						
62/63	B (with F/M/2)	6	170,200	Used with C3OZ 7A373-A rod	1	C3OZ 9A857-A
64	B (with F/M/2) "Before 3/31/64"	6	200		1	
64	A (with speed control)	8	289,352, 390		1	
61/	S	8	390		1	
64	B (with F/M/2) "From 3/31/64"	6	200	Nut (accel. shaft to bellcrank rod)-No.10-16 spring	1	379547-S2 (MM206C)
9861 SHIELD - CARBURETOR CHOKE THERMOSTAT - Also Refer to Carb. Parts List Section 95						
9862 INSULATOR - ACCELERATOR SHAFT TO DASH - Also refer to Group 9E720						
62/63	B	8	221,260	Use with C2OZ 9725-B shaft assy. only	1	C2OZ 9B862-A
62/63	B	6	170	Use with C2OZ 9725-A shaft assy. only	2	C2OZ 9B862-B
9863 REPAIR KIT - IDLE SPEED UP DIAPHRAGM						
61	S (with Air Conditioner)	8	390	Used with C1SS 9B756-B	1	C1SZ 9B863-A
Consists of the following						
1-FDL 19572 Spring (diaphragm return) 1-C1SS 19680-A Diaphragm & shaft assy.						
1-C1VV 19B992-A Pin (diaphragm air bleed)						
9864 LEVER - IDLE SPEED UP VALVE						
62/64	B (with Power Steering)	6	170,200		1	C2OZ 9B864-A
63	X (with P/S)	6&8	All		1	C3DZ 9B864-A
64	X (with P/S)	6	144,170, 200		1	
				Nut-No. 10-32		34079-S7(M163)
				Lockwasher-No. 10		34803-S7(X60)
9865 INSULATOR - THERMOSTATIC CHOKE CONTROL OUTLET TUBE						
60	S	8	430	.26" I.D. -14.30" long-used with Carter 4/B carb.	1	B9ME 9865-A
60/62	A	8	292	.26" I.D. -10.23" long-used with Ford 2/B carb.	1	B9AE 9865-A
60/62	A Special (with 4/B carb.)	8	352,390, 406	.26" I.D. -21.00" long-used with Holley 4/B carb.	1	C0AE 9865-A
60/63	A (with 2/B carb.)	8	352	.26" I.D. -16 7/32" long-use with Ford 2/B	1	B8A 9865-A
62/64	A, B, X	8	221,260	carburetor	1	
62/63	S Special (with 6/B carb.)	8	390		2	
62/	A Special (with 4/B carb.)	8	390,406, 427		1	
63/64	A, B (with 2/B carb.)	8	289		1	
61/	P/C	8	390	.26" I.D. - 23.13" long	1	C1AE 9865-A
60/	A, S (with 4/B carb.) (except P/C)	8	352,390	Cut to 18.50" long	1	
61/63	A Special (6/B carb.)	8	390,406	Cut to 20.22" long	1	
63/	B Special (with 4/B carb.)	8	289	Cut to 20.22" long	1	
63/	A Special (with 8/B carb.)	8	406,427	.26" I.D. -4.22" long-cut from B9AE 9865-A	2	*C3AE 9865-A
63	B	6	200	.26" I.D. - .40" O.D. -8.65" long-cut from B9AE 9865-A	1	*C3GE 9865-A
63/64	A Special (with 8/B carb.)	8	406,427	.26" I.D. -14.76" long-cut from C1AE 9865-A	1	*C8DE 9865-A
9890 CHAMBER ASSY. - THERMOSTATIC CHOKE HEAT						
63/	A Special (4/B, 6/B or 8/B carb.) - "From 11/22/62"	8	406,427		1	C3AZ 9890-A
63/64	B Special (4/B carb.) - "Before 2/17/64"	8	289		1	
9A892 BRACKET - SPEED CONTROL ACTUATOR MOUNTING						
64	S	8	390		1	C4SZ 9A892-B
9903 GASKET - THERMOSTATIC CHOKE HEAT SUPPLY COVER						
60	S	8	430	Used with B9ME 9430-A manifold and B9S 9891-A cover only	1	*B8S 9903-A
60	S	8	430	Used with B9ME 9430-A manifold and C0ME 9A705-A cover assy.	1	*C0ME 9903-A
60/	A, S (except P/C)	8	352,390		1	B8A 9903-B
9919 - 9998 - Refer to Carburetor Parts Lists Section 95						

Included in this index are the following major groups in the order shown below:

ALTERNATOR, GENERATOR and VOLTAGE REGULATOR
 BATTERY and RELATED PARTS
 INSTRUMENT CLUSTER

STARTER
 DISTRIBUTOR and IGNITION

INDEX

SECTIONS 100 THRU 106 - ALTERNATOR, GENERATOR and VOLTAGE REGULATOR

PART NAME	GROUP NUMBER	PART NAME	GROUP NUMBER
Alternator assy.	10346	Coil (voltage regulator relay shunt)	10A528
Arm (alternator belt adjustment)	10145	Coil (voltage regulator voltage limiter shunt)	10517
Arm (generator belt adjustment)	10145	Coil (alternator rotor)	10327
Arm (generator brush)	10040	Coil (generator field)	10175
Armature assy. (generator)	10005	Collar (generator shaft)	10255
Armature (voltage regulator)	10551	Connector (alternator rectifier)	10315
		Connector (voltage regulator)	10A730
Band (generator cover)	10142		
Bearing (alternator or generator)	10095	Contact repair kit (voltage regulator current limiter)	10A542
Bearing (alternator front drive end)	10A303	Contact repair kit (voltage regulator load relay)	10A540
Bearing (alternator rear)	10A304	Contact repair kit (voltage regulator voltage limiter relay)	10A541
Bearing (generator end plate)	10094	Cover (alternator brush spring)	10A340
Bearing (generator rear)	10095	Cover (voltage regulator terminal)	10A555
		Cup (generator rear end plate oil)	10141
Board (alternator printed circuit)	10B301		
Bolt (alternator through)	10120 or 10A396	Deflector (generator or alternator splash shield)	10273-4
Bolt (generator through)	10120	Disc (alternator diode plate solder)	10A358
		Diode (alternator negative)	10378
Bracket (alternator bottom)	10342	Diode (alternator positive)	10374
Bracket (alternator mounting)	10A313	Dowel (generator end plate locating)	10088
	10039		
Bracket (alternator mounting front)	10156	Fan (alternator)	10A310
Bracket (alternator regulator mounting)	10337	Fan (generator pulley)	10131
Bracket (alternator rectifier mounting)	10309	Fuse (voltage regulator)	10602
Bracket (alternator mounting top)	10153		
Bracket (alternator to cylinder block mounting)	10151	Gasket (generator bearing)	10201
Bracket (generator mounting)	10039 or 10A313	Gasket (voltage regulator cover to base)	10623
		Generator assy.	10002
Bracket (generator mounting front)	10156		
Bracket (generator mounting top)	10153	Holder & bracket (alternator brush)	10347
Bracket (generator splash shield)	10180	Holder & stud assy. (alternator brush)	10320
Bracket (generator to cylinder block mounting)	10151	Holder (alternator brush)	10351
		Housing assy. (alternator brush end)	10334
Brush (alternator)	10347	Housing assy. (alternator drive end)	10333
Brush & spring (alternator)	10347	Hub (alternator pulley)	10A352
Brush (generator)	10069		
		Insulator (alternator diode plate)	10A383
Bushing (alternator insulator)	10321	Insulator (alternator stator end)	10A361
Bushing (alternator rectifier insulator)	10A381	Insulator (alternator terminal)	10329
Bushing (alternator terminal)	10390	Insulator (generator brush holder rivet)	10048
Bushing (generator armature terminal screw insulating)	10104	Insulator (generator field terminal)	10206
Bushing (generator frame field terminal screw insulating)	10206	Insulator (voltage regulator terminal)	10564
Bushing (generator terminal screw insulating)	10202	Insulator & post (voltage regulator voltage limiter)	10A519
		Jumper (alternator brush spring to field terminal)	10A342
Cable (generator armature terminal to brush holder)	10215		
Cap (alternator dust)	10325	Lead (alternator ground)	10A374
Capacitor (alternator)	10A380	Lug (voltage regulator base plate)	10578
Clip (alternator rotor)	10319	Lug (voltage regulator frame)	10A548
		Nut (generator pulley)	10254

INDEX

SECTIONS 100 THRU 106 - ALTERNATOR, GENERATOR and VOLTAGE REGULATOR - continued

PART NAME	GROUP NUMBER	PART NAME	GROUP NUMBER
Plate (alternator diode)	10A377-8	Screw (generator terminal)	10211
Plate (generator armature terminal screw insulating)	10098	Screw (voltage regulator)	10523
Plate & brushes assy. (generator rear end)	10050	Shaft (alternator)	10330
Plate & diode assy. (alternator negative)	10377	Shield (alternator splash)	10317
Plate & diode assy. (alternator positive)	10373	Shield (alternator splash upper)	10A389
Plate & insert (alternator brush end)	10362	Shield (generator splash)	10170
Plate assy. (generator front end)	10138-9	Shield kit (alternator splash)	10317
		Sleeve (alternator)	10A379
Plug (generator bearing well)	10253	Slinger (generator armature rear bearing oil)	10085
Point (voltage regulator unit fixed contact)	10576	Spacer (alternator diode plate)	10A363
Post (voltage regulator voltage limiter contact lower)	10608	Spacer (alternator rectifier insulator)	10A382
Post (voltage regulator voltage limiter contact upper)	10565	Spacer (alternator rotor)	10A344
Pulley (alternator)	10344	Spacer (alternator to mounting bracket)	10148 or 10A370
Pulley (generator)	10130	Spacer (generator armature)	10265
		Spacer (generator mounting bracket support)	10259
Rectifier assy. (alternator)	10304	Spacer (generator to mounting bracket)	10148
Regulator assy. (alternator voltage)	10316	Spacer & brush kit (alternator)	10347
Regulator assy. (generator voltage)	10505		
Resistor (voltage regulator absorbing)	10594	Spring (alternator brush)	10349
Resistor (voltage regulator ballast)	10632	Spring (generator brush)	10057
Resistor (voltage regulator unit field)	10570	Spring (voltage regulator armature tension)	10557
		Stator & terminal (alternator)	10A347
Retainer (alternator bearing)	10323	Stator assy. (alternator)	10336
Retainer (alternator front bearing)	10A355	Stator, rectifier & housing assy. (alternator)	10A388
Retainer (generator bearing gasket)	10213	Stop (alternator rotor)	10A360
Retainer (generator drive end packing)	10200	Stud (generator mounting bracket)	10282
Ring (alternator rotor slip)	10328		
Ring (alternator rotor stop)	10370	Terminal (alternator field)	10383
Ring (generator front end plate bearing stop)	10163	Terminal (voltage regulator)	10548
Rivet (generator brush holder)	11069	Terminal & brush assy. (alternator)	10347
Rotor assy. (alternator)	10335	Terminal & brush kit (alternator)	10347
Screw (alternator terminal)	10211	Washer (generator terminal screw insulating inner)	10208
Screw (generator pole piece)	10044	Wire assy. (ignition switch to alternator regulator)	10A339
		Wiring (voltage regulator jumper)	10A538

SECTION 106 - BATTERY and RELATED PARTS

PART NAME	GROUP NUMBER	PART NAME	GROUP NUMBER
Battery chart	10653-5	Electrolyte (battery)	10656
Bolt (battery clamp)	10756	Hose (electrolyte filler)	10657
Brace (battery hold down clamp)	10741	Support (battery hold down clamp bracket)	10A691
Bracket (battery tray lower support)	10765-9	Tray (battery)	10764
Carrier assy. (battery)	10732	Washer (battery terminal corrosion arrestor)	10A717
Clamp (battery hold down)	10718		

SECTIONS 106 and 110 - INSTRUMENT CLUSTER

Adapter (water temperature indicator sender)-engine unit	10911	Bezel (instrument cluster control housing)	10B903
Ammeter (instrument cluster)	10850	Bezel (instrument cluster control inner)	10852
		Bezel (instrument cluster control outer)	10853
Baffle (instrument cluster lamp)	10891-2	Bezel (instrument cluster door opening warning lamp)	10A845
Bezel (console panel seat belt warning indicator lamp switch)	10B928	Bezel (instrument cluster low fuel level warning lamp)	10A838
Bezel (headlamp switch knob)	18598	Bezel (instrument panel parking brake warning lamp)	10A840
Bezel (ignition switch)	11584	Block (headlamp switch junction)	11A647-8
Bezel (instrument cluster)	10844	Body (warning lamp instrument panel)	10A840
	10876	Bracket (headlamp switch)	11A668
	10A883	Bracket (instrument cluster ammeter)	10879
		Bracket (instrument cluster ammeter mounting)	10847

INDEX

SECTIONS 106 and 110 - INSTRUMENT CLUSTER - continued

PART NAME	GROUP NUMBER	PART NAME	GROUP NUMBER
Clip (instrument cluster bezel)	10920	Plate (instrument cluster control mounting)	11573, 11575 or 11580
Cluster kit (auxiliary instrument)	10B960	Plate (instrument cluster ignition switch mounting)	10A860
Cover (instrument cluster fuel & temperature indicator)	10826	Plate assy. (instrument cluster back)	10843
Cover (instrument cluster housing)	10A855	Regulator (instrument cluster voltage)	10804
Cover (instrument cluster trim)	10B883	Reinforcement (instrument cluster housing)	10C899
Cover (instrument panel lower)	10A958	Relay (console panel seat belt warning lamp indicator)	10B926
Cylinder & keys (ignition switch lock)	11582	Relay (instrument cluster low fuel level warning signal)	10A968
Dial (instrument cluster main)	10887	Relay (oil temperature indicator warning lamp)	10B840
Escutcheon (instrument cluster control housing)	10B906	Retainer (ignition switch bezel)	11585
Filter (instrument cluster light)	10B870	Rotor repair kit (headlamp switch rheostat)	11A645
Gasket (instrument cluster)	10A948	Seal (instrument cluster door opening warning switch)	10B990
Gasket (instrument cluster warning indicator lamp baffle)	10B916	Seal (instrument panel cigar lighter outer bezel)	10917
Gauge (ammeter)	10850	Seal (instrument cluster control outer bezel)	10868
Gauge (instrument cluster temperature)	10883	Seal (headlamp switch)	11A670
Housing (instrument cluster)	10841	Sender (water temperature indicator)-engine unit	10884
Housing (instrument cluster control)	10A858	Socket & wiring (console panel seat belt warning)	10B925
Housing (instrument cluster speedometer)	10A945	Socket & wiring (ignition switch lamp)	11A584
Housing assy. (instrument cluster)	10838	Spacer (ignition amplifier mounting)	11A587
Hub (instrument cluster dial)	10C942	Spacer (ignition switch)	11A576
Insulator (ammeter)	10C914	Spacer (ignition switch bezel)	11A574
Insulator (instrument cluster ammeter)	10A758	Spacer (instrument panel parking brake warning lamp)	10B909
Knob & shaft assy. (headlamp switch)	11661	Spring (ignition switch retaining)	11581
Lamp & wiring assy. (instrument panel parking brake warning)	10A841	Spring (roof console panel indicator lamp switch actuating)	10B996
Lens (console panel seat belt warning indicator lamp)	10B927	Switch (headlamp control)-on instrument panel	11654
Lens (instrument cluster control housing)	10B908	Switch & bracket (warning lamp indicator)	10C841
Lens (instrument cluster gauge)	10B890	Switch assy. (console panel seat belt warning indicator lamp)	10B924
Lens (instrument cluster warning lamp)	10A936-7	Switch assy. (ignition)	11572
Lens (instrument panel control identification)	10A853	Switch assy. (oil temperature warning) -on oil filter adapter	10B921
Lens (instrument panel headlamp switch)	11A667	Terminal (instrument cluster fuel level indicator)	10927
Lens (roof console panel flasher warning lamp)	10B920	Terminal (instrument cluster oil pressure gauge)	10927
Mask (instrument cluster)	10890	Terminal (instrument cluster temperature gauge)	10927
Moulding (instrument cluster)	10894	Wiring (instrument cluster ammeter or indicator light)	10A665
Nut (headlamp switch)	10987	Wiring (instrument cluster warning lamp indicator panel)	10B923
Plate (instrument cluster back)	11650	Wiring assy. (seat belt warning)	10B925
Plate (instrument cluster control mounting)	10848		
	10A860		
	10A885-6		

STARTER

Armature (starter motor)	11005	Coil assy. (starter motor field)	11082
Band (starter motor cover)	11126	Coil (starter motor field)	11083-5
Bearing (starter motor drive)	11135	Cover (starter motor plunger)	11060
Bearing (starter motor rear end plate)	11135	Dowel (starter motor front end plate locating)	10088
Bolt (starter motor through)	10120	Dowel (starter motor rear end plate)	10088
	11091	Drive (starter motor)	11350
Brush (starter motor)	11055-6	Flange (starter motor coil retainer)	11106
Brush set (starter motor)	11057	Gasket (starter motor plunger cover)	11065
Bushing (starter motor field terminal insulator)	11107	Housing assy. (starter motor rear end)	11130
Bushing (starter motor rear end plate)	11135		
Bushing (starter motor front end plate)	11052		

INDEX

STARTER - continued

PART NAME	GROUP NUMBER	PART NAME	GROUP NUMBER
Housing kit (starter motor rear end)	11130	Rivet (starter motor brush holder)	11069
Insulator (starter motor brush holder)	11062	Screw (starter motor spring to shaft & pinion)	11382
Insulator (starter motor brush holder rivet)	10048	Screw (starter motor pole piece)	11415 or 10044
Insulator (starter motor brush end plate)	11431	Sleeve (starter motor coil retaining)	11105
Insulator (starter motor switch)	11068	Spring (starter motor contact)	11116
Insulator (starter motor switch spring)	11181	Spring (starter motor brush)	11059
Lever (starter motor drive)	11067	Spring (starter motor plunger return)	11103
Lever repair kit (starter motor actuating)	11198	Starter assy.	11001-2
Pin (starter motor drive pinion)	11365	Switch (starter motor relay)-solenoid	11450
Plate & bushing assy. (starter motor front end)	11049-50	Terminal (starter motor field)	11102
Point kit (starter motor contact)	11134	Washer (starter motor armature thrust)	11036
Post (starter motor contact)	11176	Washer (starter motor field terminal)	11093
Retainer (starter motor drive ring)	11223	Washer (starter motor field terminal insulating)	11094
Ring (starter motor drive stop)	11222	Washer (starter motor field terminal screw)	11095
Rivet (generator brush holder)	11069	Wiring (starter motor relay to circuit breaker)	11388

SECTION 120 - DISTRIBUTOR and IGNITION SYSTEM

PART NAME	GROUP NUMBER	PART NAME	GROUP NUMBER
Amplifier assy. (ignition current)	12A027	Point set ass'y. (distributor breaker & contact)	12171
Bracket (glove compartment lamp mounting)	12639	Relay (ignition current amplifier)	12A042
Bracket (ignition cable mounting)	12111-12	Repair kit (distributor)	12000
Bracket (ignition curb amplifier)	12A072	Resistor & bracket assy. (ignition ballast)	12A046
Breaker ass'y. (wiring circuit)	12250	Resistor (ignition coil)	12250
Bushing (distributor breaker plate pivot pin)	12366	Retainer (distributor cam)	12177
Bushing (distributor housing)	12132	Retainer (distributor rotor)	12213
Bushing (distributor housing)-upper	12120	Rivet (distributor terminal housing hold down clamp)	12145
Bushing (distributor pilot bore)	12367	Rotor ass'y. (distributor)	12200
Bushing (dist. primary term. screw insulating)-outer	12233	Screw (distributor bracket lock)	12230
Button (distributor breaker plate support)-lower	12072	Seal (wire terminal weather)	12113
Cam ass'y. (distributor)	12210	Shaft & cam ass'y. (distributor)	12175
Clamp (distributor terminal housing hold down)	12144	Sleeve (distributor shaft plate)	12A075
Clamp (distributor to cylinder head)	12270	Snap ring (distributor breaker plate)	12146
Clamp (distributor to spark plug wiring mtg. brkt.)	12361	Spark plug ass'y.	12405
Coil ass'y. (ignition)-less mounting strap	12029	Spring (distributor weight)	12191-92
Collar (distributor shaft)	12195	Stop (distributor vacuum advance)	12202
Condenser ass'y. (distributor)	12300	Strap (ignition coil mounting)	12043-44
Cover assy. (distributor breaker)	12239	Tube (distributor vacuum)	12226
Diaphragm ass'y. (distributor vacuum control)	12370	Tube (governor to carburetor by-pass)	12481
Distributor ass'y. - less terminal housing & rotor	12127	Washer (distributor driven gear thrust)	12179
Dual Point Distributor Kit	12050	Washer (dist. primary term. screw insulating)-inner	12234
Felt (distributor cam lubricator)	12A055	Weight ass'y. (distributor)	12188
Gasket (distributor base)	12143	Wick (distributor shaft)	12133
Gasket (distributor diaphragm vacuum connector)	12320	Wire ass'y. (distributor breaker ground)	12264
Gasket (oil relief valve nut)	12410	Wire ass'y. (distributor primary terminal)	12216
Gear (distributor driven)	12390	Wire assy. (distributor to spark plug)-radio resistance	12286
Grommet (ignition cable)	12297	Wire ass'y. (ignition coil ground)	12A069
Housing ass'y. (distributor terminal)	12106	Wire assy. (ignition current amplifier)	12045
Ignition cable (high tension)-radio resistance	12A024	Wire set (spark plug)	12259
Insulator (spark plug wire)	12113	Wiring assy. (starter circuit jumper)	12638
Kit (engine governor)	12480	Wiring (ignition coil to distributor high tension)	12298
Oil cup (distributor)	10141		
Oiler (distributor housing)	12135		
Pin (distributor breaker plate)	12418		
Plate & flange assy (distributor)	12303		
Plate ass'y. (distributor breaker)	12151-52		

HOW TO IDENTIFY GENERATOR PARTS

To provide a positive method of identifying parts for a generator, each generator is assigned a Catalog Symbol. When the Catalog Symbol is known, refer to the basic group of the required part and select the part number applicable to the known Catalog Symbol.

Two charts are furnished to aid in the identification of generators and related parts. The Generator Identification Chart on pages 613 through 616 provides a quick identification for the generator, pulley and fan as well as the Catalog Symbol, when the identification marking located on the generator housing is known.

The Generator Model Application Chart which begins on page 617 of this section indicates the Catalog Symbol, the service generator and the voltage regulator. This chart is arranged by year, model and engine.

GENERATOR IDENTIFICATION CHART

IDENTIFICATION	CAT. SYM.	SERVICE GENERATOR	PULLEY Δ	FAN	IDENTIFICATION	CAT. SYM.	SERVICE GENERATOR	PULLEY Δ	FAN
GRC 1230-B402	17	B6A 10002-C			COAF 10000-K	25	B8A 10002-A-r/b COAZ 10002-C	FAP 10130-A	
GRC 1250-B402	18	B6A 10002-D			CODF 10000-C	30	CODF 10002-C-r/b C1DZ 10002-A	B4TZ 10130-A	
GRC 1260-B402	19	B6A 10002-G			CODF 10000-D	30	CODF 10002-C-r/b C1DZ 10002-A	B4TZ 10130-A	
GGA 6001-Y	21	B6A 10002-F	B5A 10130-E		CODF 10000-G	38	C1DF 10002-B	COAF 10130-B	⬇
GGA 6001-Z	21	B6A 10002-F	B5A 10130-E		COMF 10000-A	48	COMF 10002-A	B8S 10130-A	
GGA 6001-AH	21	B6A 10002-F	B8A 10130-E				Not replaced		
GGA 6001-AB	21	B6A 10002-F	B9T 10130-C *		COAF 10000-A	29	COAF 10002-A-r/b COAZ 10002-C	B7A 10130-A	
GGA 6001-AJ	21	B6A 10002-F	B9T 10130-D *		COTF 10000-C	T9	B8QH 10002-A-r/b C2SZ 10002-A	C1TZ 10130-S	
GGA 6001-AL	21	B6A 10002-F	C1TF 10130-E *						
GGA 6001-AM	21	B6A 10002-F	C1TF 10130-F *		COTF 10000-E	20	B6A 10002-E	C1TF 10130-D	*
GGA 6001-AP	21	B6A 10002-F	C2TZ 10130-A		COTF 10000-J	27	B9A 10002-A-r/b C1TZ 10002-A	A9AZ 10130-A	
GGA 6001-SN	21	B6A 10002-F							
GGA 6006-A	20	B6A 10002-E	B5A 10130-D		C1AF 10000-A	29	COAF 10002-A-r/b COAZ 10002-C	COAF 10130-A	
GGA 6006-B	20	B6A 10002-E	B5A 10130-D		C1AF 10000-B	40	C1TZ 10002-A	B7A 10130-A	
GGA 6006-C	20	B6A 10002-E	B6Q 10130-D		C1AF 10000-C	40	C1TZ 10002-A	B4TZ 10130-A	
GGA 6006-D	20	B6A 10002-E	B6Q 10130-C		C1AF 10000-D	39	COAZ 10002-C	COAF 10130-A	
GGA 6006-F	20	B6A 10002-E	B6Q 10130-D		C1AF 10000-E	40	C1TZ 10002-A	COAF 10130-A	
GGA 6006-G	20	B6A 10002-E	★B8A 10130-D		C1AF 10000-G	31	COAF 10002-B	COAF 10130-B	⬇
GGA 6006-H	20	B6A 10002-E	B9T 10130-A *		C1AF 10000-J	31	COAF 10002-B	★C1AZ 10130-A	⬇
GGA 6006-J	20	B6A 10002-E	B9T 10130-B *		C1AF 10000-L	20	B6A 10002-E	C2AZ 10130-A	*
GGA 6006-L	20	B6A 10002-E	C1TF 10130-D *						
GGA 6006-N	20	B6A 10002-E	C1TF 10130-G *		C1DF 10000-A	36	C1DF 10002-A-r/b C1DZ 10002-A	B4TZ 10130-A	
GGA 6006-P	20	B6A 10002-E	C2AZ 10130-A *		C1DF 10000-B	36	C1DF 10002-A-r/b C1DZ 10002-A	B4TZ 10130-A	
GGA 6006-R	20	B6A 10002-E	C4AZ 10130-A *		C1DF 10000-C	44	C1DZ 10002-A	B4TZ 10130-A	
GGA 6006-S	20	B6A 10002-E			C1DF 10000-D	44	C1DZ 10002-A	B4TZ 10130-A	
B9FM 10000-A	33	B9FM 10002-A-r/b COMF 10002-A	B8S 10130-A		C1SF 10000-A	39	COAZ 10002-C	B7A 10130-A	
B9FT 10000-A	20	B6A 10002-E	B9T 10130-A *		C1SF 10000-B	T17	COTF 10002-B-r/b C2SZ 10002-A	COAF 10130-A	
B9FT 10000-B	20	B6A 10002-E	B9T 10130-B *		C1TF 10000-A	27	B9A 10002-A-r/b C1TZ 10002-A	B2TZ 10130-A	
B9FT 10000-C	21	B6A 10002-F	B9T 10130-C *		C1TF 10000-B	27	B9A 10002-A-r/b C1TZ 10002-A	C1TZ 10130-P	
B9FT 10000-D	21	B6A 10002-F	B9T 10130-D *		C1TF 10000-C	T9	B8QH 10002-A-r/b C2SZ 10002-A	C1TZ 10130-T	
B9TF 10000-A	20	B6A 10002-E			C1TF 10000-D	T9	B8QH 10002-A-r/b C2SZ 10002-A	C1TZ 10130-P	
COAF 10000-A	29	COAF 10002-A-r/b COAZ 10002-C	B8A 10130-C		C1TF 10000-E	21	B6A 10002-F	C1TF 10130-E *	
COAF 10000-B	27	B9A 10002-A-r/b C1TZ 10002-A	B4TZ 10130-A		C1TF 10000-F	21	B6A 10002-F	C1TF 10130-F *	
COAF 10000-C	31	COAF 10002-B	COAF 10130-B	⬇	C1TF 10000-G	T18	C1TF 10002-A-r/b C1TZ 10002-A	A9AZ 10130-A	
COAF 10000-D	25	B8A 10002-A-r/b COAZ 10002-C	COAF 10130-A						
COAF 10000-E	T9	B8QH 10002-A-r/b C2SZ 10002-A	COAF 10130-A						
COAF 10000-F	27	B9A 10002-A-r/b C1TZ 10002-A	COAF 10130-A						
COAF 10000-G	27	B9A 10002-A-r/b C1TZ 10002-A	FAP 10130-A						

* Use B9TF 10131-A fan

• Use B9LF 10131-A fan

Δ Pulley includes fan except where indicated

GENERATOR IDENTIFICATION CHART - continued

IDENTIFICATION	CAT. SYM.	SERVICE GENERATOR	PULLEY Δ	FAN	IDENTIFICATION	CAT. SYM.	SERVICE GENERATOR	PULLEY Δ	FAN
C1TF 10000-H	35	C0TF 10002-C- r/b C1TZ 10002-A	B2TZ 10130-A		C2AF 10000-E	40	C1TZ 10002-A	FAP 10130-A	
C1TF 10000-J	T17	C0TF 10002-B- r/b C2SZ 10002-A	FAP 10130-A		C2AF 10000-F	40	C1TZ 10002-A	C0AF 10130-A	
C1TF 10000-K	35	C0TF 10002-C- r/b C1TZ 10002-A	C1TZ 10130-T		C2DF 10000-B	44	C1DZ 10002-A	B4TZ 10130-A	
C1TF 10000-L	35	C0TF 10002-C- r/b C1TZ 10002-A	A9AZ 10130-A		C2DF 10000-C	44	C1DZ 10002-A	B4TZ 10130-A	
C1TF 10000-M	35	C0TF 10002-C- r/b C1TZ 10002-A	B7T 10130-A		C2OF 10000-A	40	C1TZ 10002-A	C2OZ 10130-B	
C1TF 10000-N	35	C0TF 10002-C- r/b C1TZ 10002-A	C1TZ 10130-U		C2OF 10000-B	35	C0TF 10002-C- r/b C1TZ 10002-A	C2OF 10130-A	
C1TF 10000-R	T17	C0TF 10002-B- r/b C2SZ 10002-A	B2TZ 10130-A		C2OF 10000-C	35	C0TF 10002-C- r/b C1TZ 10002-A	C2OF 10130-A	
C1TF 10000-S	T17	C0TF 10002-B- r/b C2SZ 10002-A	A9AZ 10130-A		C2OF 10000-E	21	B6A 10002-F	C3TZ 10130-A	*
C1TF 10000-T	T17	C0TF 10002-B- r/b C2SZ 10002-A	B4TZ 10130-A		C2OF 10000-F	44	C1DZ 10002-A	C2OZ 10130-C	
C1TF 10000-U	T17	C0TF 10002-B- r/b C2SZ 10002-A	A9AZ 10130-A		C2OF 10000-G	40	C1TZ 10002-A	C2OF 10130-A	
C1TF 10000-V	T17	C0TF 10002-B- r/b C2SZ 10002-A	B7T 10130-A		C2OF 10000-H	40	C1TZ 10002-A	C2OZ 10130-B	
C1TF 10000-Y	T17	C0TF 10002-B- r/b C2SZ 10002-A	C1TZ 10130-U		C2OF 10000-J	44	C1DZ 10002-A	C2OZ 10130-C	
C1TF 10000-Z	T17	C0TF 10002-B- r/b C2SZ 10002-A	C1TZ 10130-S		C2SF 10000-A	41	C2SZ 10002-A	C0AF 10130-A	"Before 7/2/62"
C1TF 10000-AA	35	C0TF 10002-C- r/b C1TZ 10002-A	C1TZ 10130-P		C2SF 10000-B	39	C0AZ 10002-C	C0AF 10130-A	"From 7/2/62"
C1TF 10000-AB	T17	C0TF 10002-B- r/b C2SZ 10002-A	C1TZ 10130-T		C2TF 10000-B	41	C2SZ 10002-A	B6C 10130-A	
C1TF 10000-AC	T17	C0TF 10002-B- r/b C2SZ 10002-A	C1TZ 10130-P		C2TF 10000-H	40	C1TZ 10002-A	A9AZ 10130-A	
C1TF 10000-AD	35	C0TF 10002-C- r/b C1TZ 10002-A	B4TZ 10130-A		C2TF 10000-J	40	C1TZ 10002-A	B2TZ 10130-A	
C1TF 10000-AE	27	B9A 10002-A- r/b C1TZ 10002-A	C1TZ 10130-M		C2TF 10000-K	40	C1TZ 10002-A	A9AZ 10130-A	
C1TF 10000-AF	T9	B8QH 10002-A- r/b C2SZ 10002-A	C1TZ 10130-M		C2TF 10000-L	40	C1TZ 10002-A	B4TZ 10130-A	
C1TF 10000-AG	20	B6A 10002-E	C1TF 10130-G	*	C2TF 10000-M	40	C1TZ 10002-A	B6C 10130-A	
C1TF 10000-AH	35	C0TF 10002-C- r/b C1TZ 10002-A	C1TZ 10130-M		C2TF 10000-N	41	C2SZ 10002-A	B6C 10130-A	
C1TF 10000-AJ	T17	C0TF 10002-B- r/b C2SZ 10002-A	C1TZ 10130-M		C2TF 10000-R	41	C2SZ 10002-A	B2TZ 10130-A	
C1TF 10000-AK	35	C0TF 10002-C- r/b C1TZ 10002-A	FAP 10130-A		C2TF 10000-S	40	C1TZ 10002-A	C1TZ 10130-T	
C1TF 10000-BJ	40	C1TZ 10002-A	A9AZ 10130-A		C2TF 10000-T	40	C1TZ 10002-A	B7T 10130-A	
C1TF 10000-BK	40	C1TZ 10002-A	B2TZ 10130-A		C2TF 10000-U	40	C1TZ 10002-A	C1TZ 10130-U	
C1TF 10000-BL	40	C1TZ 10002-A	C1TZ 10130-T		C2TF 10000-V	40	C1TZ 10002-A	C1TZ 10130-P	
C1TF 10000-BM	40	C1TZ 10002-A	A9AZ 10130-A		C2TF 10000-Y	40	C1TZ 10002-A	C1TZ 10130-M	
C1TF 10000-BN	40	C1TZ 10002-A	B7T 10130-A		C2TF 10000-Z	41	C2SZ 10002-A	C1TZ 10130-S	
C1TF 10000-BR	40	C1TZ 10002-A	C1TZ 10130-U		C3AF 10000-B	20	B6A 10002-E	C4AZ 10130-A	*
C1TF 10000-BS	40	C1TZ 10002-A	C1TZ 10130-P		C3DF 10000-A	44	C1DZ 10002-A	C2OZ 10130-C	
C1TF 10000-BT	40	C1TZ 10002-A	B4TZ 10130-A		C3DF 10000-B	40	C1TZ 10002-A	C2OF 10130-A	
C1TF 10000-BU	40	C1TZ 10002-A	C1TZ 10130-M		C3DF 10000-C	40	C1TZ 10002-A	C2OZ 10130-B	
C1TF 10000-BV	40	C1TZ 10002-A	FAP 10130-A		C3DF 10000-D	44	C1DZ 10002-A	C3DZ 10130-A	
C1TF 10000-BY	40	C1TZ 10002-A	FAP 10130-A		C3OF 10000-B	40	C1TZ 10002-A	C3OZ 10130-B	
C1TF 10000-BZ	21	B6A 10002-F	C2TZ 10130-A		C3TF 10000-A	41	C2SZ 10002-A	C1TZ 10130-U	
C1TF 10000-CS	41	C2SZ 10002-A	C1TZ 10130-U		C3TF 10000-B	41	C2SZ 10002-A	B7T 10130-A	
C1TF 10000-CT	41	C2SZ 10002-A	C1TZ 10130-S		C3TF 10000-C	41	C2SZ 10002-A	C1TZ 10130-M	
C1TF 10000-CU	41	C2SZ 10002-A	C1TZ 10130-P		C3TF 10000-D	40	C1TZ 10002-A	B5AZ 10130-A	
C1TF 10000-CV	41	C2SZ 10002-A	C1TZ 10130-M		C3TF 10000-E	40	C1TZ 10002-A	B2TZ 10130-A	
C1TF 10000-CY	40	C1TZ 10002-A	C1TZ 10130-U		C3TF 10000-F	40	C1TZ 10002-A	A9AZ 10130-A	
C1TF 10000-CZ	40	C1TZ 10002-A	C1TZ 10130-P		C3TF 10000-G	40	C1TZ 10002-A	B4TZ 10130-A	
C1TF 10000-DA	40	C1TZ 10002-A	C1TZ 10130-M		C3TF 10000-H	40	C1TZ 10002-A	C1TZ 10130-U	
C2AF 10000-C	40	C1TZ 10002-A	B7A 10130-A		C3TF 10000-J	40	C1TZ 10002-A	C1TZ 10130-T	
C2AF 10000-D	40	C1TZ 10002-A	B4TZ 10130-A		C3TF 10000-K	40	C1TZ 10002-A	B7TZ 10130-A	
					C3TF 10000-L	40	C1TZ 10002-A	C1TZ 10130-P	
					C4OF 10000-A	40	C1TZ 10002-A	C2OF 10130-A	
					C4OF 10000-B	40	C1TZ 10002-A	C2OZ 10130-B	
					C4OF 10000-C	40	C1TZ 10002-A	C3OZ 10130-B	
					C4TF 10000-A	40	C1TZ 10002-A	B5AZ 10130-C	
					C4TF 10000-B	T25	C4TZ 10002-A	C4TZ 10130-A	
					C4TF 10000-C	T25	C4TZ 10002-A	B5AZ 10130-C	
					C4TF 10000-D	T26	C4TZ 10002-B-	C4TZ 10130-A	
							Not replaced		
					C4TF 10000-E	41	C2SZ 10002-A	A9AZ 10130-A	
					C4TF 10000-F	41	C2SZ 10002-A	C1TZ 10130-U	
					C4TF 10000-G	40	C1TZ 10002-A	B5AZ 10130-C	
					C4TF 10000-H	T25	C4TZ 10002-A	C4TZ 10130-A	
					C4TF 10000-J	T25	C4TZ 10002-A	B5AZ 10130-C	
					C4TF 10000-K	T26	C4TZ 10002-B-	C4TZ 10130-A	
							Not replaced		

* B9TF 10131-A fan

Δ Pulley includes fan except where indicated

GENERATOR IDENTIFICATION CHART - continued

IDENTIFICATION	CAT. SYM.	SERVICE GENERATOR	PULLEY Δ	FAN	IDENTIFICATION	CAT. SYM.	SERVICE GENERATOR	PULLEY Δ	FAN
C4TF 10000-L	41	C2SZ 10002-A	B5AZ 10130-A		FBC 10000-A	10	FBC 10002-A-r/b B1A 10002-A	A9AZ 10130-A	
C4TF 10000-M	T26	C4TZ 10002-B- Not replaced	★C4TZ 10130-C		FBC 10000-E	10	FBC 10002-A-r/b B1A 10002-A	A9AZ 10130-A	
C4TF 10000-N	T25	C4TZ 10002-A	B5AZ 10130-A		FBJ 10000-A	12	FBB 10002-A Not replaced	★FBJ 10130-A	
FAA 10000-A	28	B1A 10002-A Not replaced	B4TZ 10130-A		FBK 10000-A	12	FBB 10002-A Not replaced	★FBK 10130-A	
FAA 10000-B	28	B1A 10002-A Not replaced	A9AZ 10130-A		FBL 10000-A	13	B5C 10002-A-r/b B4C 10002-A	★FBJ 10130-A	
FAA 10000-E	28	B1A 10002-A Not replaced	8HT 10130-A		FBM 10000-A	9	FAA 10002-B-r/b B1A 10002-A	★FBJ 10130-A	
FAK 10000-A	12	FBB 10002-A Not replaced	B5AZ 10130-C		FBS 10000-C	18	B6A 10002-D	★B6T 10130-A	
FAP 10000-A	12	FBB 10002-A Not replaced	FAP 10130-B		FBT 10000-B	15	B6A 10002-A-r/b C1TZ 10002-A	B6C 10130-A	
FAR 10000-B	15	B6A 10002-A-r/b C1TZ 10002-A	B4TZ 10130-A		FBT 10000-C	15	B6A 10002-A-r/b C1TZ 10002-A	B6C 10130-A	
FAS 10000-B	15	B6A 10002-A-r/b C1TZ 10002-A	B5AZ 10130-C		FBT 10000-D	22	B6A 10002-H-r/b C1TZ 10002-A	B2TZ 10130-A	
FAS 10000-C	15	B6A 10002-A-r/b C1TZ 10002-A	B5AZ 10130-C		FBU 10000-B	15	B6A 10002-A-r/b C1TZ 10002-A	FAP 10130-A	
FAS 10000-E	22	B6A 10002-H-r/b C1TZ 10002-A	B7A 10130-A		FBU 10000-C	22	B6A 10002-H-r/b C1TZ 10002-A	FAP 10130-A	
FAS 10000-F	13	B5C 10002-A-r/b B4C 10002-A	★FBB 10130-D		FBV 10000-B	15	B6A 10002-A-r/b C1TZ 10002-A	A9AZ 10130-A	
FAS 10000-G	22	B6A 10002-H-r/b C1TZ 10002-A	B7T 10130-A		FBW 10000-B	15	B6A 10002-A-r/b C1TZ 10002-A	A9AZ 10130-A	
FAT 10000-A	10	FBC 10002-A-r/b B1A 10002-A	B5AZ 10130-C		FBW 10000-C	22	B6A 10002-H-r/b C1TZ 10002-A	A9AZ 10130-A	
FAU 10000-A	20	B6A 10002-E	B6Q 10130-D		FBY 10000-B	23	B6S 10002-A-r/b B7S 10002-A	B5S 10130-A	
FAV 10000-A	20	B6A 10002-E	B5A 10130-D		FBY 10000-C	24	B7S 10002-A Not replaced	B5S 10130-A	
FAV 10000-B	20	B6A 10002-E	B6Q 10130-C		FBZ 10000-B	17	B6A 10002-C	★B6T 10130-A	
FAW 10000-A	21	B6A 10002-F	B5A 10130-E		FCA 10000-B	19	B6A 10002-G Not replaced	B7A 10130-A	
FAY 10000-B	19	B6A 10002-G Not replaced	B6C 10130-B		FCB 10000-A	17	B6A 10002-C	B6C 10130-B	
FBA 10000-A	13	B5C 10002-A-r/b B4C 10002-A	A9AZ 10130-A		FCC 10000-A	18	B6A 10002-D	B6C 10130-B	
FBA 10000-C	14	B5S 10002-A	B5S 10130-A		FCD 10000-A	20	B6A 10002-E	B5A 10130-D	
FBA 10000-D	13	B5C 10002-A-r/b B4C 10002-A	B4TZ 10130-A		FCE 10000-A	21	B6A 10002-F	B5A 10130-E	
FBA 10000-E	13	B5C 10002-A-r/b B4C 10002-A	B5AZ 10130-C		FCE 10000-A	21	B6A 10002-F	B5A 10130-E	
FBB 10000-A	12	FBB 10002-A Not replaced	A9AZ 10130-A		FCE 10000-A	21	B6A 10002-F	B5A 10130-E	
FBB 10000-B	12	FBB 10002-A Not replaced	FAP 10130-A		FCE 10000-A	21	B6A 10002-F	B5A 10130-E	
FBB 10000-C	12	FBB 10002-A Not replaced	B4TZ 10130-A		FCE 10000-A	21	B6A 10002-F	B5A 10130-E	
FBB 10000-D	12	FBB 10002-A Not replaced	A9AZ 10130-A		FCE 10000-A	21	B6A 10002-F	B5A 10130-E	
FBB 10000-F	12	FBB 10002-A Not replaced	★FBB 10130-D		FCE 10000-A	21	B6A 10002-F	B5A 10130-E	
FBB 10000-H	12	FBB 10002-A Not replaced	★FBB 10130-D		FCE 10000-A	21	B6A 10002-F	B5A 10130-E	
					FCH 10000-A	17	B6A 10002-C	B6Q 10130-A	

Δ Pulley includes fan except where indicated

GENERATOR IDENTIFICATION CHART - continued

IDENTIFICATION	CAT. SYM.	SERVICE GENERATOR	PULLEY Δ	FAN	IDENTIFICATION	CAT. SYM.	SERVICE GENERATOR	PULLEY Δ	FAN
FCJ 10000-A	17	B6A 10002-C	B6C 10130-C		2900232	25	B8A 10002-A-r/b C0AZ 10002-C	B7A 10130-A	
FCJ 10000-B	17	B6A 10002-C	B9TF 10130-A						
FCK 10000-A	18	B6A 10002-D	B6C 10130-C		2900425	T9	B8QH 10002-A-r/b C2SZ 10002-A	B8QH 10130-A	
FCK 10000-B	18	B6A 10002-D	B9TF 10130-A						
FCL 10000-A	19	B6A 10002-G Not replaced	B6C 10130-C		2900430	25	B8A 10002-A-r/b C0AZ 10002-C	★FBB 10130-D	
FCL 10000-B	19	B6A 10002-G Not replaced	B9TF 10130-A						
FCM 10000-A	19	B6A 10002-G Not replaced	B6Q 10130-B		2900456	T9	B8QH 10002-A-r/b C2SZ 10002-A	FAP 10130-A	
FCN 10000-A	18	B6A 10002-D	B6Q 10130-B						
FCP 10000-A	17	B6A 10002-C	B6Q 10130-B		2900457	T9	B8QH 10002-A-r/b C2SZ 10002-A	B2TZ 10130-A	
FCR 10000-A	18	B6A 10002-D	B6Q 10130-A						
FCS 10000-A	19	B6A 10002-G Not replaced	B6Q 10130-A		2900458	T9	B8QH 10002-A-r/b C2SZ 10002-A	A9AZ 10130-A	
FCT 10000-A	20	B6A 10002-E	B6Q 10130-C						
FGM 10000-B	20	B6A 10002-E	★B8A 10130-D		2900459	T9	B8QH 10002-A-r/b C2SZ 10002-A	B4TZ 10130-A	
FGN 10000-A	21	B6A 10002-F	★B8A 10130-E						
FGP 10000-A	T9	B8QH 10002-A-r/b C2SZ 10002-A	★FBB 10130-D		2900460	T9	B8QH 10002-A-r/b C2SZ 10002-A	A9AZ 10130-A	
FGP 10000-B	T9	B8QH 10002-A-r/b C2SZ 10002-A	★FBB 10130-D						
FGS 10000-A	T9	B8QH 10002-A-r/b C2SZ 10002-A	FAP 10130-B		2900461	T9	B8QH 10002-A-r/b C2SZ 10002-A	B7T 10130-A	
FGS 10000-B	T9	B8QH 10002-A-r/b C2SZ 10002-A	B7A 10130-A						
FGZ 10000-A	26	B8S 10002-A-r/b PB8M 10002-A	B8S 10130-A		2900462	T9	B8QH 10002-A-r/b C2SZ 10002-A	C1TZ 10130-U	
FHA 10000-A	27	B9A 10002-A-r/b C1TZ 10002-A	B4TZ 10130-A						
1105130	31	C0AF 10002-B			2900639	27	B9A 10002-A-r/b C1TZ 10002-A	B4TZ 10130-A	
1105132	31	C0AF 10002-B	C0AF 10130-B	♣					
1105136	31	C0AF 10002-B			2900640	27	B9A 10002-A-r/b C1TZ 10002-A	A9AZ 10130-A	
1105138	38	C1DF 10002-B	C0AF 10130-B	♣					
1105149	31	C0AF 10002-B	★C1AZ 10130-A	♣	2900641	32	PB8M 10002-B Not replaced	B8S 10130-A	
2700004	22	B6A 10002-H-r/b C1TZ 10002-A	C1TZ 10130-U						
2702152	18	B6A 10002-D	★B8MF 10130-A		2900642	27	B9A 10002-A-r/b C1TZ 10002-A	A9AZ 10130-A	
2702153	19	B6A 10002-G Not replaced							
2702154	17	B6A 10002-C			2900643	27	B9A 10002-A-r/b C1TZ 10002-A	B7A 10130-A	
2900231	25	B8A 10002-A-r/b C0AZ 10002-C	B4TZ 10130-A						
					2900644	27	B9A 10002-A-r/b C1TZ 10002-A	B7T 10130-A	
					2900645	27	B9A 10002-A-r/b C1TZ 10002-A	C1TZ 10130-U	
					2900646	27	B9A 10002-A-r/b C1TZ 10002-A	B2TZ 10130-A	
					2900662	T9	B8QH 10002-A-r/b C2SZ 10002-A	B8A 10130-C	
					2900693	25	B8A 10002-A-r/b C0AZ 10002-C	B8A 10130-C	
					2900694	27	B9A 10002-A-r/b C1TZ 10002-A	B8A 10130-C	

♣ Use B9LF 10131-A fan

Δ Pulley includes fan except where indicated

10002 GENERATOR

GENERATOR APPLICATION CHART

(Also see GENERATOR IDENTIFICATION CHART on Pages 613 through 616 of this Section)

Determine year, model, engine, make of generator and amperage or identification.
Find service Generator as well as Voltage Regulator in adjacent column.

Parts are listed in order of Make and Amperage.

MODEL	ENGINE		△ M A K E	AMP.	IDENTIFICATION	C A T A L O G S Y M B O L	SERVICE GENERATOR	VOLTAGE REGULATOR
	CYL.	C.I.D.						
1960								
A	6	223	A	40	FCE 10000-A	21	B6A 10002-F (Low cut-in)	C1TF 10505-D
A	6&8	All	B	50	FCC 10000-A, FCR 10000-A	18	B6A 10002-D (GA-544)	B6A 10505-C
A	6&8	All	D/R	40	C0AF 10000-C	31	C0AF 10002-B (Low cut-in)	C0AF 10505-B
X	6	144	F	25	C0DF 10000-C	30	C0DF 10002-C r/b C1DZ 10002-A & C1DZ 10145-C (5 11/16" long)	C3DZ 10505-A
X	6	144	F	25	C1DF 10000-A	36	C1DF 10002-A r/b C1DZ 10002-A & C1DZ 10145-C (5 11/16" long)	C3DZ 10505-A
X	6	144	F	25	C1DF 10000-C, C2DF 10000-B, C3DF 10000-A	44	C1DZ 10002-A (GA-487)	C3DZ 10505-A
A, S	6&8	Exc.430	F	30	C0AF 10000-B, F, G, FHA 10000-A, 2900643, 2900694	27	B9A 10002-A r/b C1TZ 10002-A	C3TZ 10505-B
A, S	6&8	Exc.430	F	30	C1TF 10000-A, K, L, M, N, AA, AD, AH, AK, C2OF 10000-B	35	C0TF 10002-C r/b C1TZ 10002-A	C3TZ 10505-B
A, S	6&8	Exc.430	F	30	C1TF 10000-G	T18	C1TF 10002-A r/b C1TZ 10002-A	C3TZ 10505-B
A, S	6&8	Exc.430	F	30	C1AF 10000-B, C, E, C1TF 10000-BV, C2AF 10000-C, D, E, F, C2OF 10000-A, G, H, C2TF 10000-H-U, C3OF 10000-B, C4OF 10000-A, B	40	C1TZ 10002-A (GA-427)	C3TZ 10505-B
S (exc. A/C)	8	430	F	30	Z900641	32	PB8M 10002-B Not replaced	C3TZ 10505-B
X	6	144	F	30	C0DF 10000-D	30	C0DF 10002-C r/b C1DZ 10002-A & C1DZ 10145-C (5 11/16" long)	C3TZ 10505-B
X	6	144	F	30	C1DF 10000-B	36	C1DF 10002-A r/b C1DZ 10002-A & C1DZ 10145-C (5 11/16" long)	C3TZ 10505-B
X	6	144	F	30	C1DF 10000-D, C2DF 10000-C, C2OF 10000-F, J, C3DF 10000-A, D	44	C1DZ 10002-A (GA-487)	C3TZ 10505-B
A, S (w/A/C)	8	292,352	F	35	C0AF 10000-D, K, 2900232, 2900693	25	B8A 10002-A r/b C0AZ 10002-C	C2AZ 10505-B
A, S (w/A/C)	8	292,352	F	35	C0AF 10000-A, C0SF 10000-A	29	C0AF 10002-A r/b C0AZ 10002-C	C2AZ 10505-B
A, S (w/A/C)	8	292,352	F	35		39	C0AZ 10002-C (GA-12)	C2AZ 10505-B
S (w/A/C)	8	430	F	35	B9MF 10000-A	33	B9FM 10002-A r/b C0MF 10002-A	C2AZ 10505-B
S (w/A/C)	8	430	F	35	C0MF 10000-A	48	★C0MF 10002-A	C2AZ 10505-B
1961								
A, X	6	144,170, 223	A	40	B9TF 10000-D, FCE 10000-A	21	B6A 10002-F (Low cut-in)	C1TF 10505-D
X	6	144,170	D/R	35	C0DF 10000-G	38	C1DF 10002-B (GA-541)	★C0DF 10505-E

△ A-Autolite, B-Bosch, D/R-Delco Remy, F-Ford

10002

GENERATOR APPLICATION CHART - continued

MODEL	ENGINE		Δ M A K E	AMP.	IDENTIFICATION	C A T A L O G S Y M B O L	SERVICE GENERATOR	VOLTAGE REGULATOR
	CYL.	C.I.D.						
1961 - continued								
A	6&8	All	D/R	40	C0AF 10000-C	31	C0AF 10002-B (Low cut-in)	C0AF 10505-B
X	6	144	F	25	C0DF 10000-C	30	C0DF 10002-C r/b C1DZ 10002-A & C1DZ 10145-C (5 11/16" long)	C3DZ 10505-A
X	6	144	F	25	C1DF 10000-A	36	C1DF 10002-A r/b C1DZ 10002-A & C1DZ 10145-C (5 11/16" long)	C3DZ 10505-A
X	6	144	F	25	C1DF 10000-C, C2DF 10000-B, C3DF 10000-A	44	C1DZ 10002-A (GA-487)	C3DZ 10505-A
A, S	6&8	All	F	30	C0AF 10000-B, F, G, 2900643	27	B9A 10002-A r/b C1TZ 10002-A	C3TZ 10505-B
A, S	6&8	All	F	30	C1TF 10000-G	T18	C1TF 10002-A r/b C1TZ 10002-A	C3TZ 10505-B
A, S	6&8	All	F	30	C1AF 10000-B, C, E, C1TF 10000-BV, C2AF 10000-C, D, E, F, C2OF 10000-A, G, H, C2TF 10000-H, U, C3OF 10000-B, C4OF 10000-A, B	40	C1TZ 10002-A (GA-427)	C3TZ 10505-B
X	6	144	F	30	C0DF 10000-D	30	C0DF 10002-C r/b C1DZ 10002-A & C1DZ 10145-C (5 11/16" long)	C3TZ 10505-B
X	6	144 170	F	30	C1DF 10000-B	36	C1DF 10002-A r/b C1DZ 10002-A & C1DZ 10145-C (5 11/16" long)	C3TZ 10505-B
X	6	144 170	F	30	C1DF 10000-D, C2DF 10000-C, C2OF 10000-F, J, C3DF 10000-A, D	44	C1DZ 10002-A (GA-487)	C3TZ 10505-B
A, S (w/A/C)	8	All	F	35	C0AF 10000-A, C0SF 10000-A, C1AF 10000-A	29	C0AF 10002-A r/b C0AZ 10002-C	C2AZ 10505-B
A, S	8	All	F	35	C1AF 10000-D, C1SF 10000-A	39	C0AZ 10002-C (GA-12)	C2AZ 10505-B
S (w/A/C)	8	390	F	40	C0AF 10000-E, 2900692	T9	B8QH 10002-A r/b C2SZ 10002-A	C3TZ 10505-A
S (w/A/C)	8	390	F	40	C1SF 10000-B	T17	C0TF 10002-B r/b C2SZ 10002-A	C3TZ 10505-A
S (w/A/C)	8	390	F	40	C2SF 10000-A	41	C2SZ 10002-A (GA-428)	C3TZ 10505-A
1962								
A	8	All	A	40	C1AF 10000-L, FAU 10000-A, FAV 10000-A, B, FCD 10000-A, FCT 10000-A, FGM 10000-B	20	B6A 10002-E	C1TF 10505-D
A, X	6	144 170, 223	A	40	B9FT 10000-D, FCE 10000-A	21	B6A 10002-F (Low cut-in)	C1TF 10505-D
X	6	144 170	D/R	35	C0DF 10000-G	38	C1DF 10002-B (GA-541)	C0DF 10505-E
A	6&8	All	D/R	40	C1AF 10000-G	31	C0AF 10002-B (Low cut-in)	C1TF 10505-D
X	6	144 170	F	25	C1DF 10000-A	36	C1DF 10002-A r/b C1DZ 10002-A & C1DZ 10145-C (5 11/16" long)	C3DZ 10505-A
X	6	144	F	25	C1DF 10000-C	36	C1DF 10002-A r/b C1DZ 10002-A	C3DZ 10505-A
X	6	144	F	25	C2DF 10000-B	44	C1DZ 10002-A (GA-487)	C3DZ 10505-A
E, X	6	144 170	F	30	C1DF 10000-D, C2DF 10000-C, C2OF 10000-F, J, C3DF 10000-A, D	44	C1DZ 10002-A (GA-487)	C3TZ 10505-B

A-Autolite, B-Bosch, D/R-Delco Remy, F-Ford

10002

GENERATOR APPLICATION CHART - continued

MODEL	ENGINE		Δ MAKE	AMP.	IDENTIFICATION	C A T A L O G	S Y M B O L	SERVICE GENERATOR	VOLTAGE REGULATOR
	CYL.	C.I.D.							
1962 - continued									
B, X	6&8	All	F	30	C1DF 10000-B	38		C1DF 10002-A r/b CIDZ 2002-A & CIDZ 10145-C (5 11/16" long)	C3TZ 10505-B
B	8	221	F	30	C2OF 10000-B, C	35		C0TF 10002-C r/b C1TZ 10002-A	C3TZ 10505-B
A B	6&8 8	All All	F	30	C1AF 10000-B, C, E, C1TF 10000-BV, C2AF 10000-C, D, E, F, C2OF 10000-A, G, H, C2TF 10000-H, U, C3OF 10000-B, C4OF 10000-A, B	40		C1TZ 10002-A (GA-427)	C3TZ 10505-B
A, S	8	All	F	35	C1AF 10000-D, C1SF 10000-A, C2SF 10000-B	39		C0AZ 10002-C (GA-12)	C2AZ 10505-B
S (w/A/C)	8	390	F	40	C1SF 10000-B	T17		C0TF 10002-B r/b C2SZ 10002-A	C2SZ 10505-A
S (w/A/C)	8	390	F	40	C2SF 10000-A	41		C2SZ 10002-A (GA-428)	C2SZ 10505-A

1963

A	6	223	A	40	B9TF 10000-D, FCE 10000-A	21		B6A 10002-F (Low cut-in)	C1TF 10505-D
A	8	All	A	40	C1AF 10000-L	20		B6A 10002-E	C1TF 10505-D
X	6	144	F	25	C2DF 10000-B	44		CIDZ 10002-A (GA-487)	C3DZ 10505-A
A B	6&8 8	All All	F	30	C1AF 10000-B, C, E, C1TF 10000-BV, C2AF 10000-C, D, E, F, C2OF 10000-A, G, H, C2TF 10000-H, U, C3OF 10000-B, C4OF 10000-A, B	40		C1TZ 10002-A (GA-427)	C3TZ 10505-B
B, X	6	144, 170, 200	F	30	C2DF 10000-C, C2OF 10000-F, J, C3DF 10000-A, D	44		CIDZ 10002-A (GA-487)	C3TZ 10505-B

1964

A	6	223	A	40	B9FT 10000-D, FCE 10000-A, GGA 6001-AJ, Y	21		B6A 10002-F (Low cut-in)	C1TF 10505-D
A	8	289, 352, 390	A	40	C1AF 10000-L, C3AF 10000-B, GGA 6006-P, R	20		B6A 10002-E	C1TF 10505-D
X	6	144	F	25	C3DF 10000-A	44		CIDZ 10002-A (GA-487)	C3DZ 10505-A
A B, X	6&8 8	Exc. 427 All	F	30	C2AF 10000-C, D, F, C2OF 10000-G, H, C2TF 10000-H, U, C3OF 10000-B, C4OF 10000-A, B, C	40		C1TZ 10002-A (GA-427)	C3TZ 10505-B
B, X	6	144, 170, 200	F	30	C2OF 10000-J, C3DF 10000-D	44		CIDZ 10002-A (GA-487)	C3TZ 10505-B

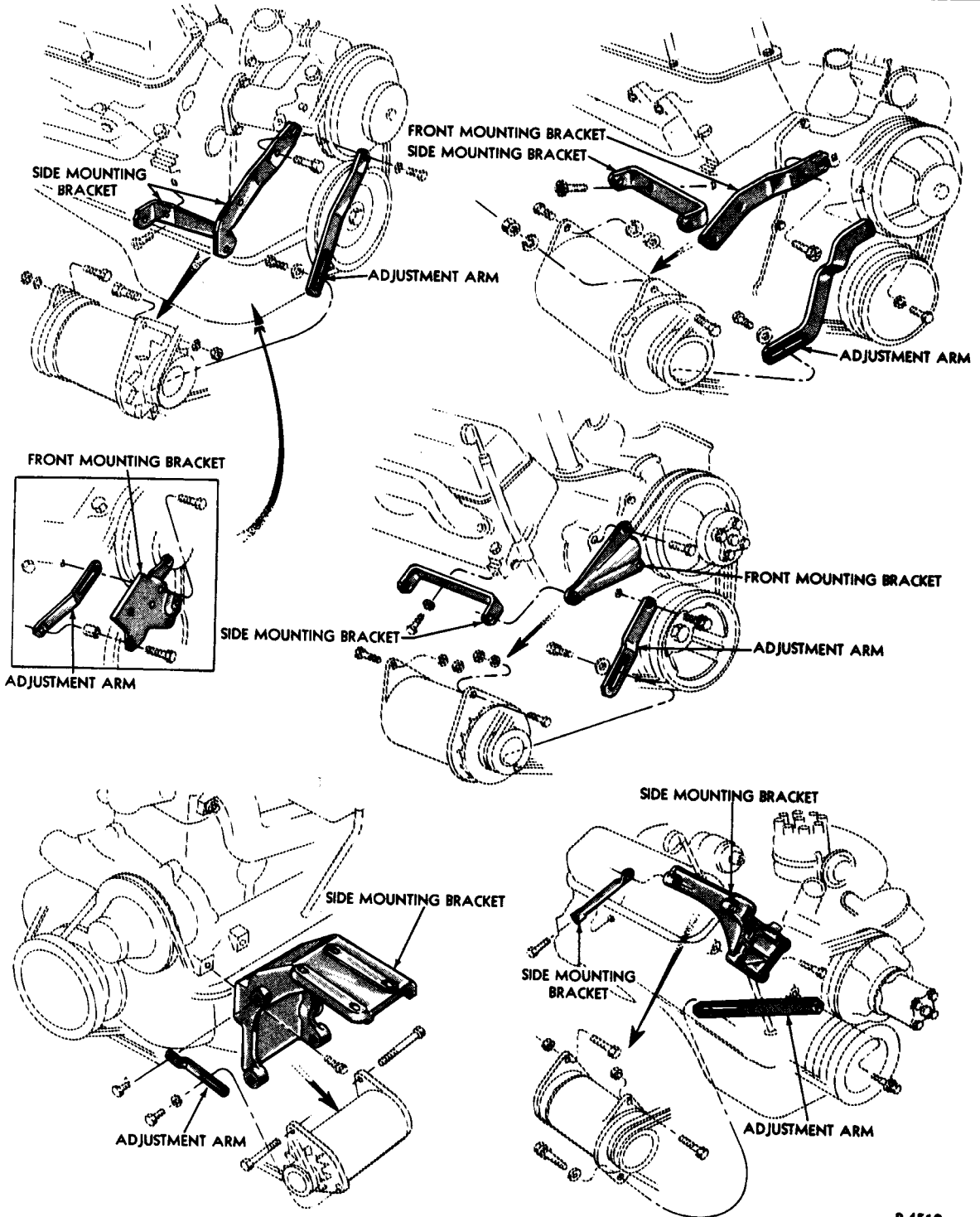
Δ A-Autolite, B-Bosch, D/R-Delco Remy, F-Ford

YEAR	MODEL	C Y L.	C.I.D.	DESCRIPTION	GENERATOR CATALOG SYMBOL	QTY.	PART NUMBER
10005 ARMATURE ASSY. - GENERATOR							
60/	A, B, S, X	6&8	All	Use with B6A 10095-B bearing	27, 30, 32, 35, 36, 40, 44, T18	1	C1TZ 10005-A (GM-20)
60	A	6&8	All		18	1	B6C 10005-A (GM-10)
60/64	A, X	6&8	All		20, 21	1	B6C 10005-C (GM-12)
				Spacer-3/4" I.D. x 1" O.D. x 11/32" thick	20, 21	1	354984-S
60/62	A	6&8	All		31	1	*C1AF 10005-A
61	S	8	390		19, T17	1	B8QH 10005-A (GM-15)
60/62	A, S	8	All		25, 29, 33, 39, 48	1	C2SZ 10005-A (GM-21)
61/62	S	8	390		41, T17	1	C2SZ 10005-B (GM-22)
61/62	X	6	144, 170		38	1	*C1DF 10005-C

10039 GENERATOR MOUNTING BRACKETS

Generator mounting parts are listed in chart form following the illustration below. Refer to the illustration to determine the name of the part required. Refer to the chart to select the appropriate part number. The chart is listed by year, model, engine and generator make and amperage.

Attaching parts such as bolts, nuts, etc. are listed by code number. A listing of the code numbers and their corresponding part numbers and descriptions appears at the end of the chart.



10039 GENERATOR MOUNTING PARTS

MODEL	GENERATOR		ADJUSTMENT ARM		MOUNTING BRACKETS				
	Δ MAKE	AMP.	PART NUMBER	* NUTS, BOLTS, ETC.	FRONT		SIDE		
					PART NUMBER	* NUTS, BOLTS, ETC.	PART NUMBER	* NUTS, BOLTS, ETC.	
6 CYL. 144									
1960									
X	F	25,30	C1DZ 10145-C	6,7,24,29			C1DE 10039-A	6,7	
6 CYL. 223									
A(exc. P/S)	A	40	B7A 10145-C	7, 10, 13, 21, 29			B7AZ 10151-C	4, 5	
A(P/S)	A	40	B7A 10145-C & B5A 10148-A (Spacer)	7,10,13, 21,29			B8AZ 10151-B	4,5,6,7	
A(exc. P/S)	B	50	C2AZ 10145-D	7,10,13, 21,29			★B9AE 10151-A	4,5	
A(P/S)	B	50	C2AZ 10145-D	7,10,13, 21,29			B7AZ 10151-A	4,5,6,7	
A(exc. P/S)	D/R	40	C2AZ 10145-D & C0AF 10148-A (Spacer)	7,10,13, 21,29				4,5	
A(P/S)	D/R	40	C2AZ 10145-D & C0AF 10148-A (Spacer)	7,10,13, 21,29			B8AZ 10151-B	4,5,6,7	
A(exc. A/C & P/S)	F	30,35	C2AZ 10145-D	7,10,13, 21, 29			C0AE 10039-R	4,5	
A(A/C)	F	30,35	C4TZ 10145-AB	7, 10, 13, 21, 29			C2AZ 10151-C	1,4,19,28	
A(P/S)	F	30,35	C2AZ 10145-D	7, 10, 13, 21, 29				4,5,6,7	
8 CYL. 292									
A(exc. A/C)	B	50		7,21,28,29	B5A 10156-A (GY-796)	32	B7A 10151-A	5,27	
A(A/C)	B	50		7,21,28,29	B5A 10156-A (GY-796)	32	B7A 10151-A	5,27	
A	D/R	40	B6A 10145-A	2,7,21,28	B5A 10156-A (GY-796)	32	B6C 10151-B	5,27	
A	F	30,35	B6A 10145-B & B8A 10148-A (Spacer)	2,7,21,28	B5A 10156-A (GY-796)	32	B5A 10151-B (GY-800)	5,27	
8 CYL. 352									
A	B	50	B8A 10145-A	6,7,21,29	B8E 10156-B (GY-793)	7, 21	★B8A 10151-B (15/32" mtg. hole) or ★B9AE 10151-B (13/32" mtg. hole)	7,33 7,33	
A	D/R	40	B8E 10145-A	6,7,14	B8E 10156-B (GY-793)	6,7		7,33	
A,S	F	25,30, 35	B8E 10145-A & B8A 10148-A (Spacer)	6,7,21,29			B8AZ 10151-A	4,6,7,10	
8 CYL. 430									
S(exc. A/C)	F	30,35		6,7,29,34			★B8S 10156-B	6,7	
S(A/C)	F	30,35		6,7,29,34			COME 10039-A	6,7	
6 CYL. 144,170									
1961									
X	A	40	C1DZ 10145-C & B5A 10148-A (Spacer)	6,7,24,29			C1DE 10039-A	6,7	
X	D/R	35		6,7,24,29			★C1DZ 10039-A	6,7	
X	F	25,30	C1DZ 10145-C	6,7,24,29			C1DE 10039-A	6,7	
6 CYL. 223									
A(exc. P/S)	A	40	B7A 10145-C	7,10,13, 21,29			B7AZ 10151-C (U shaped-7 13/16" long) & C2AZ 10151-A (1/4" x 1 1/4" x 5 7/8")	5,8 5,8	

Δ A-Autolite, B-Bosch, D/R-Delco Remv, F-Ford † Improve Spacer from Flat Washer or Steel Tubing
* Refer to Hardware listing at end of chart for number shown in this column

10039 GENERATOR MOUNTING PARTS - continued

MODEL	GENERATOR		ADJUSTMENT ARM		MOUNTING BRACKETS			
	△ MAKE	AMP.	PART NUMBER	*NUTS, BOLTS, ETC.	FRONT		SIDE	
					PART NUMBER	*NUTS, BOLTS, ETC.	PART NUMBER	*NUTS, BOLTS, ETC.
6 CYL. 223								
1961 - continued								
A(P/S)	A	40	B7A 10145-C& B5A 10148-A (Spacer)	7,10,13, 21,29			B8AZ 10151-B	4,5,6,7
A(exc. P/S)	B	50	C2AZ 10145-D	7,10,13, 21,29			*B9AE 10151-A	4,5
A(P/S)	B	50	C2AZ 10145-D	7,10,13, 21,29			B8AZ 10151-B	4,5,6,7
A(exc. P/S)	D/R	40	C2AZ 10145-D& C0AF 10148-A (Spacer)	7,10,13, 21,29				4,5
A(P/S)	D/R	40	C2AZ 10145-D& C0AF 10148-A (Spacer)	7,10,13, 21,29			B8AZ 10151-B	4,5,6,7
A(exc. A/C & P/S)	F	30	C2AZ 10145-D	7,10,13, 21,29			C0AE 10039-R	4,5
A(A/C)	F	30	C4TZ 10145-AB	7,10,13, 21,29			C2AZ 10151-C	4,5
A(P/S)	F	30	C2AZ 10145-D	7,10,13, 21,29			B8AZ 10151-B	4,5,6,7
8 CYL. 292								
A(exc. A/C)	B	50	B6A 10145-B	7,21,28,29	B5A 10156-A (GY-796)	32	B7A 10151-A	5,27
A(A/C)	B	50		7,21,28,29	B5A 10156-A (GY-796)	32	B7A 10151-A	5,27
A	D/R	40	B6A 10145-A& C0AF 10148-A (Spacer)	2,7,21,28	B5A 10156-A (GY-796)	32	B6C 10151-B	5,27
A	F	30,35	B6A 10145-B (6" long) or C1AZ 10145-A (7 1/2" long)& B8A 10148-A (Spacer)	2,7,21,28 2,7,21,28	B5A 10156-A (GY-796)	32	B5A 10151-B (GY-800)	5,27
8 CYL. 352,390								
A	B	50	B8A 10145-A	6,7,21,29	B8E 10156-B (GY-793)	7,21	C2AZ 10151-B	11,19
A	D/R	40	B8E 10145-A& C0AF 10148-A (Spacer)	6,7,14	B8E 10156-B (GY-793)	6,7	*C0AE 10039-M	11,19
A, S	F	30,35, 40	B8E 10145-A (5/16" x 3 5/16" slot) or C1AE 10145-H (3/8" x 3 1/16" slot)& B3A 10148-A (Spacer)	6,7,21,29 6,7,21,29			*C1AE 10039-F	4,6,7,19
6 CYL. 144,170								
1962								
B, X	A	40	C1DZ 10145-C (straight) or C2DZ 10145-B (curved) & B5A 10148-A (Spacer)	1,2,24 1,2,24			CIDE 10039-A	6,7
X	D/R	35		1,2,24			*C1DZ 10039-A	6,7
B, X	F	25,30	C1DZ 10145-C (straight) or C2DZ 10145-B (curved)	1,2,24 1,2,24			CIDE 10039-A	6,7

△ A-Autolite, B-Bosch, D/R-Delco Remv. F-Ford

† Improve Spacer from Flat Washer or Steel Tubing

* Refer to Hardware listing at end of chart for number shown in this column

FORD CAR PARTS

10039 GENERATOR MOUNTING PARTS - continued

MODEL	GENERATOR		ADJUSTMENT ARM		MOUNTING BRACKETS			
	Δ MAKE	AMP.	PART NUMBER	* NUTS, BOLTS, ETC.	FRONT		SIDE	
					PART NUMBER	* NUTS, BOLTS, ETC.	PART NUMBER	* NUTS, BOLTS, ETC.
6 CYL. 223								
1962 - continued								
A(exc. P/S)	A	40	B7A 10145-C	1,2,9,10			B7AZ 10151-C (U shaped-7 13/16" long) & C2AZ 10151-A (1/4" x 1 1/4" x 5 7/8")	5,8 5,8
A(P/S)	A	40	B7A 10145-C & B5A 10148-A (Spacer)	1,2,9,10			B8AZ 10151-B	4,5,6,7
A	D/R	40	C2AZ 10145-D	1,2,10,13				4,5
A(exc. A/C & P/S)	F	30,35	C2AZ 10145-D	1,2,10,13			C0AE 10039-R	4,5
A(A/C)	F	30,35	C4TZ 10145-AB	1,2			C2AZ 10151-C	1,4,19
A(P/S)	F	30,35	C2AZ 10145-D	1,2,10,13			B8AZ 10151-B	4,5,6,7
8 CYL. 221,260								
B	F	25,30	C4OZ 10145-A	1,2,15			C2OZ 10151-A	16
8 CYL. 292								
A	A	40		1,2,28	B5A 10156-A (GA-796)	32	B6C 10151-A	5,27
A	D/R	40	B6A 10145-A & C0AF 10148-A (Spacer)	1,2,28	B5A 10156-A (GA-796)	32	B6C 10151-B	5,27
A	F	30,35	C1AZ 10145-A & B8A 10148-A (Spacer)	1,2,28	B5A 10156-A (GA-796)	32	B5A 10151-B	5,27
8 CYL. 352,390								
A	A	40	B8A 10145-A	6,7,14	B8E 10156-B (GY-793)	6	C2AZ 10151-B	4
A	D/R	40	C1AE 10145-H	2,6,7	B8E 10156-B (GY-793)	6	★C0AE 10039-M	4,6
A, S	F	30,35	C1AE 10145-H & B8A 10148-A (Spacer)	2,6,7			C1AE 10039-F	4,6
S(A/C)	F	40	C1AE 10145-H & B8A 10148-A (Spacer)	2,6,7			C1AE 10039-F (Upper side)	4,6
8 CYL. 406								
A	F	30	C2AZ 10145-A	2,6,7			C1AE 10039-F	4,6
1963								
6 CYL. 144,170,200								
B	F	30	C3OZ 10145-B	1,2,3			C1DE 10039-A	1
X(exc. A/C)	F	25,30	C2DZ 10145-B	1,2,24			C1DE 10039-A	1
X(A/C)	F	25,30	†C3DZ 10145-D	1,2,24			C1DE 10039-A	25,26
6 CYL. 223								
A(exc. P/S)	A	40	B7A 10145-C	1,2,9,10			B7AZ 10151-C (U shaped-7 13/16" long) & C2AZ 10151-A (1/4" x 1 1/4" x 5 7/8")	5,8 5,8
A(P/S)	A	40	B7A 10145-C & B5A 10148-A (Spacer)	1,2,9,10			B8AZ 10151-B	4,5,6,7
A(exc. A/C & P/S)	F	30	C2AZ 10145-D	1,2,9,10			C0AE 10039-R	4,5
A(A/C)	F	30	C4TZ 10145-AB	1,2			C2AZ 10151-C	4,19
A(P/S)	F	30	C2AZ 10145-D	1,2,9,10			B8AZ 10151-B	4,5,6,7
8 CYL. 221,260,289								
A, B, X(exc. A/C)	F	30	C4OZ 10145-A	1,2,15			C2OZ 10151-A	16
A, B, X(A/C)	F	30	C3OZ 10145-C & B8A 10148-A (Spacer)	7,17			C2OZ 10151-A	16

Δ A-Autolite, B-Bosch, D/R-Delco Remy, F-Ford † Improve Spacer from Flat Washer or Steel Tubing
* Refer to Hardware listing at end of chart for number shown in this column

10039 GENERATOR MOUNTING PARTS - continued

MODEL	GENERATOR		ADJUSTMENT ARM		MOUNTING BRACKETS			
	△ MAKE	AMP.	PART NUMBER	* NUTS, BOLTS, ETC.	FRONT		SIDE	
					PART NUMBER	* NUTS, BOLTS, ETC.	PART NUMBER	* NUTS, BOLTS, ETC.
8 CYL. 352,390								
1963 - continued								
A	A	40	B8A 10145-A	6,7,14	B8E 10156-B (GY-793)	6	C2AZ 10151-B	4
A	F	30	C1AE 10145-H	2,6,7			C1AE 10039-F	4,6
8 CYL. 406,427								
A	F	30	C2AZ 10145-A	2,6,7			C1AE 10039-F	4,6
6 CYL. 144,170,200								
1964								
B	F	30	C3OZ 10145-B	1,2,3			C1DE 10039-A	1
X(exc. A/C)	F	25,30	C2DZ 10145-B	1,2			C1DE 10039-A	1
X(A/C)	F	25,30	C3DZ 10145-D (6 3/16" long) or C4DZ 2882-A	1,2,3,7 6,7,20			C1DE 10039-A	1
6 CYL. 223								
A(exc. A/C & P/S)	A	40	B7A 10145-C	1,2,9,10			B7AZ 10151-C (U shaped-7 13/16" long) & C2AZ 10151-A (1/4" x 1 1/4" x 5 7/8")	5,8 5,8
A(P/S)	A	40	B7A 10145-C & B5A 10148-A (Spacer)	1,2,9,10			B8AZ 10151-B	4,8
A(exc. A/C & P/S)	F	30	C2AZ 10145-D	1,2			C0AE 10039-R	4,5
A(A/C)	F	30	C4TZ 10145-AB	1,2			C2AZ 10151-C	1,4,19
A(P/S)	F	30	C2AZ 10145-D	1,2			B8AZ 10151-B	4,5,6,7
8 CYL. 260,289								
A	A	40	C4AZ 10145-D	1,2,15			C4AZ 10151-B (Cast Iron) & C4AZ 10151-A (Steel Tubing)	16 18
A, B, X(exc. A/C)	F	30	C4OZ 10145-A	1,2,15,17			C2OZ 10151-A	16
A, B, X(A/C)	F	30	C3OZ 10145-C	1,2,17			C2OZ 10151-A	16
8 CYL. 352,390								
A	A	40	B8A 10145-A	6,7,14	B8E 10156-B (GY-793)	6	C2AZ 10151-B	4
A(exc. A/C)	F	30	C1AE 10145-H	2,6,7			C1AE 10039-F	4,6
A(A/C)	F	30	C4AZ 10145-A	7,20,21	C4AZ 10A313-D	2,7,12,21, 22,23	C1AE 10039-F	4,6

10039 GENERATOR MOUNTING PARTS - NUTS, BOLTS, ETC. (Quantity As Required)

CODE NO.	PART NUMBER	DESCRIPTION	CODE NO.	PART NUMBER	DESCRIPTION
1	373293-S8(BB563)	Screw & washer-hex. hd. -3/8"-16 x 1"	19	34848-S8(X75)	Lockwasher-spring-3/4"
2	352981-S(XX143)	Washer-flat-3/8"	20	33799-S7(M52)	Nut-hex. -3/8"-16
3	45520-S7-8(B63B)	Bolt-hex. head-5/16"-18 x 2 1/2"	21	20368-S8(B79)	Bolt-hex. head-3/8"-16 x 7/8"
4	20390-S8(B102)	Bolt-hex. head-7/16"-14 x 1"	22	20448-S8(B83)	Bolt-hex. head-3/8"-16 x 1 3/8"
5	34808-S8(X67)	Lockwasher-spring-7/16"	23	20522-S8(B89)	Bolt-hex. head-3/8"-16 x 2"
6	20388-S8(B80)	Bolt-hex. head-3/8"-16 x 1"	24	373221-S(BB416)	Bolt-hex. head-5/16"-18 x 1 15/16"
7	34807-S7(X66)	Lockwasher-spring-3/8"	25	371186-S(BB441)	Bolt-hex. head-3/8"-16 x 1 1/8"
8	20430-S8(B104)	Bolt-hex. head-7/16"-14 x 1 1/4"	26	351487-S(XX291)	Lockwasher-external tooth-3/8"
9	20426-S8(B55)	Bolt-hex. head-5/16"-18 x 1 1/4"	27	304668-S8(B100A)	Bolt-hex. head-7/16"-14 x 7/8"
10	34806-S7(X64)	Lockwasher-spring-5/16"	28	356685-S8(BB153)	Bolt-hex. head-3/8"-16 x 7/8"
11	20410-S8(B103)	Bolt-hex. head-7/16"-14 x 1 1/8"	29	44727-S8(X24)	Washer-flat-3/8"
12	43002-S(B257)	Bolt-hex. head-3/8"-16 x 1 1/2"	32	45532-S7-8(B65)	Bolt-hex. head-5/16"-18 x 3"
13	20386-S8(B53)	Bolt-hex. head-5/16"-18 x 1"	33	20348-S8(B77)	Bolt-hex. head-3/8"-16 x 3/4"
14	351385-S7(XX158)	Washer-flat-3/8"	34	43514-S8(U17)	Screw & washer-hex. hd. -3/8"-16 x 1"
15	20386-S8(B52)	Bolt-hex. head-5/16"-18 x 7/8"	37	354149-S8(XX-167)	Washer-flat-7/16"
16	20488-S8(B86)	Bolt-hex. head-3/8"-16 x 5/8"			
17	357235-S(BB136)	Bolt-hex. head-5/16"-18 x 7/8"			
18	20534-S8(B90)	Bolt-hex. head-3/8"-16 x 2 1/4"			

△ A-Autolite, B-Bosch, D/R-Delco Remy, F-Ford

† Improvise Spacer from Flat Washer or Steel Tubing

* Refer to Hardware listing at end of chart for number shown in this column

FORD CAR PARTS

SECTION 100

625

YEAR	MODEL	C Y L.	C.I.D.	DESCRIPTION	GENERATOR CATALOG SYMBOL	QTY.	PART NUMBER
10039 BRACKET - ALTERNATOR MOUNTING - Refer to Group 10A313							
10040 ARM - GENERATOR BRUSH							
60/64	A, X	6&8	All	7/8" wide	20,21	2	B6A 10040-A
60/	A, B, S, X	6&8	All		35,36,39,40,41, 44, T17, T18	2	C1DZ 10040-A (GY-676)
60/62	A, X	6&8	All		31,38	2	★B9LF 10040-A
				Washer-flat-No. 6	31,38	2	373315-S(XX44A)
10044 SCREW - GENERATOR POLE PIECE							
60/	A, B, S, X	6&8	All	7/16"-14 x 21/32"	25,27,29,30,32, 32,33,35,39,40, 41, T9, T17, T18	2	68 10044
62/	B	8	221,260, 289	Use with starter C2OF 11001-A, B, C, D, E, C3OF 11001-A, C4OF 11001-A, C4ZF 11001-A		3	
63/	A	6&8	240,260, 289	Use with starter C2OF 11001-A, B, C, D, E, C3OF 11001-A, C4OF 11001-A, C4ZF 11001-A		3	
63/64	B	6	200	Use with starter C3OF 11001-B, C4OF 11001-B		3	
63/	X	8	260,289	Use with starter C2OF 11001-A, B, C, D, E, C3OF 11001-A, C4OF 11001-A, C4ZF 11001-A		3	
10048 INSULATOR - GENERATOR BRUSH HOLDER RIVET							
60/	A, B, S, X	6&8	All		25,27,29,30,33, 35,39,40, T9, T17, T18	2	8BA 10048-A (GY-820)
10050 PLATE and BRUSHES ASSY. - GENERATOR REAR END							
62/64	A	8	All	Includes B6AZ 10069-A brushes	20	1	B6A 10050-A (GH-2)
60	A	6&8	All	Includes B6AZ 10069-B brushes & 78 10128 bushing	18	1	B6C 10050-A (GH-5)
60/61	A, S	6&8	All	Includes C0AZ 10069-A brushes- repl. by C1AF 10050-C plate assy.	27,32,19	1	★B6A 10050-C
60/64	A, X	6	223	Includes B6AZ 10069-A brushes	21	1	B6A 10050-B (GH-3)
60	S	8	430	Includes C0AZ 10069-A brushes	33	1	B8C 10050-A (GH-7)
60/62	A	6&8	All	Includes C0AZ 10069-B brushes	31	1	C0AZ 10050-A (GH-13)
60/	A, B, S, X	6&8	All	Includes C1AF 10069-A	25,27,29,30,32, 35,36,39,40,41, 44,48, T9, T17, T18	1	C3AZ 10050-A (GH-18)
62/64	A, B, S, X	6&8	All	Bolt-hex. head-No. 10-32 x 1/2"		1	370050-S7(BB537)
60/62	A, X	6&8	All	Pln (plate locating)-dowel 1/8" x .38" long	31,38	1	375756-S(NN148E)

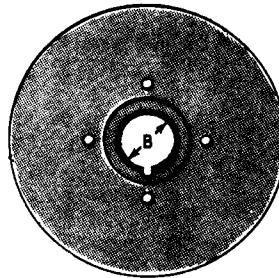
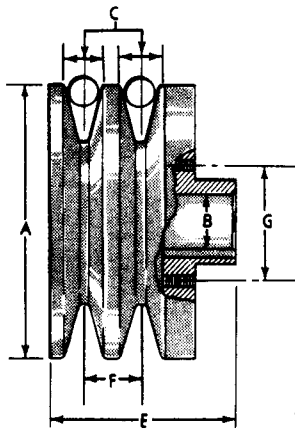
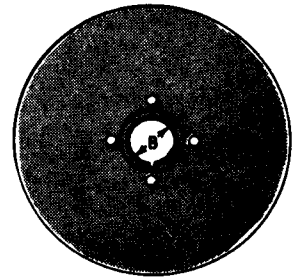
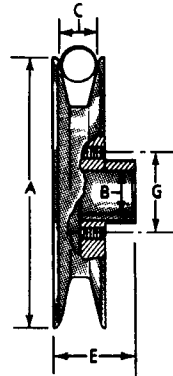
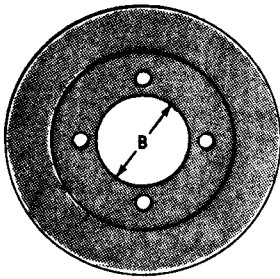
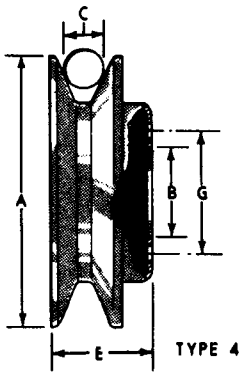
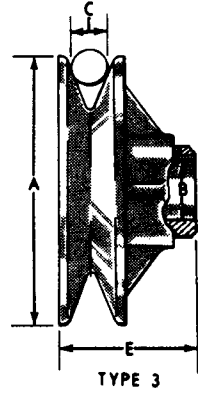
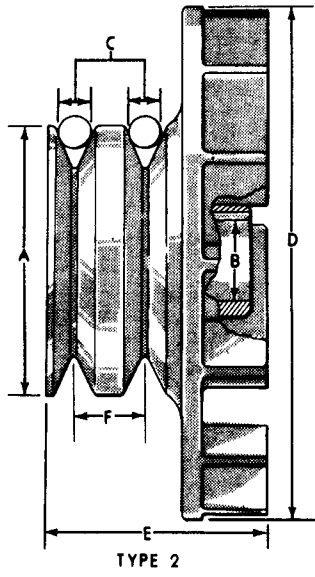
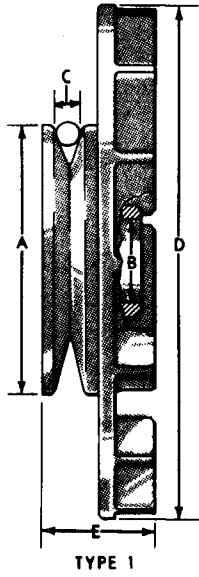
YEAR	MODEL	C Y L.	C.I.D.	DESCRIPTION	GENERATOR CATALOG SYMBOL	QTY.	PART NUMBER
10057 SPRING - GENERATOR BRUSH							
60/61	A, S, X	6&8	All		24,25,27,29,30, 32,33,48,T9	2	91A 10057 (MS-455)
60	A	6&8	All		18	4	B6C 10057-A
60/64	A, X	6&8	All	3/4" long-total 12 coils with 5/32" in center of coils	20,21	2	B6A 10057-A
60/	A, B, S, X	6&8	All		35,36,39,40,44, T17,T18	2	C1VF 10057-A (MS-454)
60/62	A, X	6&8	All		31,38	2	B9LF 10057-A
10069 BRUSH SET - GENERATOR							
60/	A, B, S, X	6&8	All	.90" high-.93" wide-.29" thick use with C1AF 10050-C or C3AZ 10050-A plate assy.	27,30,32,35,36, 39,40,41,44, T9,T17,T18	1	C1AZ 10069-A (GB-11)
60	A	6&8	All		18	2	B6AZ 10069-B (GB-4)
60	A	6&8	All	To correct noisy generator only	18	1	B9TZ 10069-A (GB-7)
60/61	A, S, X	6&8	All	.86" high-1.00" wide-.29" thick - use with B6A 10050-C, or B3C 10050-A plate assy.	25,27,30,32,33, T9	1	C0AZ 10069-A (GB-8)
60/61	X	6	144	Use with 30 amp.generator-with B6A 10050-C plate assy.	30	1	
60/64	A, X	6&8	All		20,21	1	B6AZ 10069-A
60/61	A, S	8	All	Replaced by C0AZ 10069-A	25, 29, 33, 48	2	★B8AZ 10069-A
60/62	A, X	6&8	All		31,38	1	C0AZ 10069-B (GB-9)
10088 DOWEL - GENERATOR END PLATE LOCATING							
60/	A, B, S, X	6&8	All	Front or rear	25,27,29,30,32, 33,35,36,39,40, 41,44,T9,T17, T18	1	18 10088

FORD CAR PARTS

SECTION 100

627

YEAR	MODEL	C Y L.	C.I.D.	DESCRIPTION	GENERATOR CATALOG SYMBOL	QTY.	PART NUMBER
10094 BEARING - GENERATOR END PLATE							
60/	A, B, S, X	6&8	All	Front-21/32" I.D. x 1 9/16" O.D. x 15/32" wide-ident. 1203-RR (Federal) or 203-CC (B. C. A.) or 203-KDD (Fafnir)	25,27,29,30, 31,32,33,35,36, 38,39,40,41,44, 48,T9,T17,T18	1	A8AZ 10094-B (GE-16)
60/62	A, X	6&8	All	Rear	31,38	1	
60/61	A	8	All	Bearing (fan belt idler)-60 amp. generator or 30, 50, 60, 95 or 100 amp. alternator system		2	
60/64	A(with A/C)	6	223	Bearing (fan belt idler)		1	
63/64	A(with A/C)	8	260,289	Bearing (fan belt idler)		1	
63/64	B(with A/C)	8	221,260, 289	Bearing (fan belt idler)		1	
63/64	X(with A/C)	8	260	Bearing (fan belt idler)		1	
60/62	A, X	6&8	All	Washer (spacer front end plate bearing)-1 5/16" flat	31,38	1	373313-S7-8 (XX277)
63/64	A, B, X (with A/C)	8	221,260, 289	Ring-snap-1 9/16" I.D. x 1 49/64" O. D.		2	352109-S7(QQ12)
63/64	A, B, X (with A/C)	8	221,260, 289	Ring-snap-39/64" I.D. x 3/4" O.D.		1	352110-S7(QQ8)
10095 BEARING - GENERATOR							
60	A	6&8	All	Front and rear-25/32" I.D. - x 1 27/32" O.D. x 9/16" wide - ident. 204-KPP (Fafnir) or 6204-2RS (S. K. F.) or 204-SZZ (Marlin Rockwell) or 99504 (New Departure) or 204-NN (Norma Hoffman) or 99504 (Ahlberg)	18	2	B8C 10095-A (GE-5)
60/64	A, X	6&8	All	Front	20,21	1	
10095 BEARING - GENERATOR REAR							
60/64	A, X	6&8	All	21/32" I.D. x 1 27/32" O.D. x 9/16" wide-ident. 303-SF (Marlin Rockwell) or 7603 (New Departure) or 303 P (Norma Hoffman)	20,21	1	B6A 10095-A (GE-3)
60/	A, B, S, X	6&8	All	3/8" I.D. x 1 3/16" O.D. x 1 1/32" wide -ident. FS-3386 (Federal)	25,27,29,30,32, 33,35,36,39,40, 41,44,48,T9, T17,T18	1	B6A 10095-B (GE-4)
10120 BOLT - ALTERNATOR OR GENERATOR THROUGH							
60	S	8	430	1/4"-20 x 7 3/8"	33,48	2	8EL 10120
60/63	A, S	8	All		25,29,39,41, T9,T17,T18	2	(GY-751)
60/	A, B, S, X	6&8	All	Bolt-hex. head-1/4"-20 x 1"-6 9/16" overall length	27,30,32,35,36, 40,44	2	C3AZ 10120-A (GY-740)
60/	A, B, S, X	6&8	All	Bolt(starter frame thru)-use with starters C2AF 11001-A,B, C, C2OF 11001-A,B,C,D,E, C2SF 11001-A,B,C, C3AF 11001-A, C3OF 11001-A, B, C3SF 11001-A, C4OF 11001-A, B, C4ZF 11001-A, C5AF 11001-A, C5TF 11001-A, C6AF 11001-A, C6OF 11001-A, C6VF 11001-A, FAR 11001-A		2	
60/64	A, X	6&8	All	3/8"-16 x 8 9/16"	20,21	2	B6A 10120-A
60/62	A, B, S, X	6&8	All	Lockwasher (generator frame thru bolt)-1/4"	27,30,31,35,38	2	34805-S8(X62)
60/64	A, X	6&8	All	Lockwasher-3/8"	20,21	2	34807-S8(X66)



P-2915

FORD CAR PARTS

SECTION 100

629

MODEL	IDENTIFICATION	T Y P E	A	B	C	D	E	F	G	GEN. CAT. SYM.	PART NUMBER
10130 PULLEY - GENERATOR											
1960											
6 CYL. 144											
X	FAA 10130-A	1	2.79	.669	.38	5.58	1.58			30, 36, 44	B4TZ 10130-A (GP-451)
6 CYL. 223											
A	FAA 10130-A	1	2.79	.669	.38	5.58	1.58			27, 35, 40, T18	B4TZ 10130-A (GP-451)
A		1	2.78	.750	.38	6.47	1.35			21	B5A 10130-E
A	60205	1	3.08	.669	.38	5.88	1.69			18	B6C 10130-B (GP-431)
A		3	2.52	.669	.38		1.08			31	C0AF 10130-B
8 CYL. 292											
A	FBA-B, C4TF 10130-B	1	3.37	.670	.43	5.57	1.58			27, 35	B5AZ 10130-C (GP-452)
A		1	3.33	.669	.38	5.88	1.66			18	B6Q 10130-A (GP-429)
A	C0AF 10130-A	2	3.07	.669	.38	5.57	2.27	.64		25, 27, 29, 35, T18	C0AF 10130-A (GP-453)
A		3	2.52	.669	.38		1.08			31	C0AF 10130-B
8 CYL. 352											
A, S	FBA-B, C4TF 10130-B	1	3.37	.670	.43	5.57	1.58			27, 35	B5AZ 10130-C (GP-452)
A, S	FGT-A	1	3.02	.669	.38	5.58	1.65			25, 27, 29, 35, 40, T18	B7A 10130-A (GP-372)
A		1	3.33	.669	.38	5.88	1.66			18	B6Q 10130-A (GP-429)
A	FAP-A	1	4.32	.669	.38	5.58	1.65			27, 35, T18	FAP 10130-A (GP-378)
A, S(with A/C)	2900663	2	3.00	.669	.38	5.58	2.36	.73		25, 27, 29, T18	B8A 10130-C
A		3	2.52	.669	.38		1.08			31	C0AF 10130-B
8 CYL. 430											
S	FGV 10130-A	2	3.02	.669	.38	5.58	2.22	.69		32, 33, 48	B8S 10130-A
1961											
6 CYL. 144, 170											
X	FAA 10130-A	1	2.79	.669	.38	5.58	1.58			30, 36, 44	B4TZ 10130-A (GP-451)
X		3	2.52	.669	.38		1.08			38	C0AF 10130-B
X		6	2.78	.750	.38		1.50	.56		21	B9T 10130-D
6 CYL. 223											
A	FAA 10130-A	1	2.79	.669	.38	5.58	1.58			27, 40, T18	B4TZ 10130-A (GP-451)
A		1	2.78	.750	.38	6.47	1.35			21	B5A 10130-E
A		6	2.78	.750	.38		1.50	.56		21	B9T 10130-D
A		3	2.52	.669	.38		1.08			31	C0AF 10130-B
8 CYL. 292											
A	FBA-B, C4TF 10130-B	1	3.37	.670	.43	5.57	1.58			27	B5AZ 10130-C (GP-452)
A	C0AF 10130-A	2	3.07	.669	.38	5.57	2.27	.64		39, 40, 41, T9, T17	C0AF 10130-A (GP-453)
A		3	2.52	.669	.38		1.08			31	C0AF 10130-B
8 CYL. 352, 390											
A, S	FBA-B, C4TF 10130-B	1	3.37	.670	.43	5.57	1.58			27, 35	B5AZ 10130-C (GP-452)
A, S	FGT-A	1	3.02	.669	.38	5.58	1.65			27, 29, 35, 39, 40, T18	B7A 10130-A (GP-372)
A	FAP-A	1	4.32	.669	.38	5.58	1.65			27, 35, T18	FAP 10130-A (GP-378)
A, S	C0AF 10130-A	2	3.07	.669	.38	5.57	2.27	.64		27, 29, 35, 39, 40, 41, T9, T17	C0AF 10130-A (GP-453)

MODEL	IDENTIFICATION	T Y P E	A	B	C	D	E	F	G	GEN. CAT. SYM.	PART NUMBER
1962											
10130 PULLEY - GENERATOR - continued											
6 CYL. 144, 170											
X	FAA 10130-A	1	2.79	.669	.38	5.58	1.58			36,44	B4TZ 10130-A (GP-451)
X		6	2.78	.750	.38		1.50	.56		21	B9T 10130-D
X		3	2.52	.669	.38		1.08			38	C0AF 10130-B
B(with A/C)	C2OF 10130-B	2	2.67	.670	.38	5.57	2.22	.64		40	C2OZ 10130-B
B(except A/C)	C2OF 10130-G	1	2.67	.670	.38	5.57	1.62			44	C2OZ 10130-C (GP-376)
B	FAA 10130-A	1	2.79	.669	.38	5.58	1.58			36	B4TZ 10130-A (GP-451)
6 CYL. 223											
A	FAA 10130-A	1	2.79	.669	.38	5.58	1.58			40	B4TZ 10130-A (GP-451)
A		1	2.78	.750	.38	6.47	1.35			21	B5A 10130-E
A		6	2.78	.750	.38		1.50	.56		21	B9T 10130-D
A		3	2.52	.669	.38		1.08			31	C0AF 10130-B
8 CYL. 221, 260											
B	FAA 10130-A	1	2.79	.669	.38	5.58	1.58			36	B4TZ 10130-A (GP-451)
B(except A/C)	C2OF 10130-A	1	2.67	.669	.38	5.57	1.92			35,40	C2OF 10130-A (GP-384)
B(with A/C)	C2OF 10130-B	2	2.67	.670	.38	5.57	2.22	.64		40	C2OZ 10130-B
8 CYL. 292											
A	C0AF 10130-A	2	3.07	.669	.38	5.57	2.27	.64		35,39,40, 41, T9, T17	C0AF 10130-A (GP-453)
A		3	2.52	.669	.38		1.08			31	C0AF 10130-B
A		6	3.32	.750	.38		1.75	.64		20	C2AZ 10130-A (GP-411)
A	C2SF 10130-A	2	3.07	.669	.38	5.57	2.33	.64		39,40,41	C2SZ 10130-A
8 CYL. 352, 390, 406											
A, S	FGT-A	1	3.02	.669	.38	5.58	1.65			35,39,40	B7A 10130-A (GP-372)
A, S	C0AF 10130-A	2	3.07	.669	.38	5.57	2.27	.64		35,39,40, 41, T17	C0AF 10130-A (GP-453)
A		6	3.32	.750	.38		1.75	.64		20	C2AZ 10130-A (GP-411)
A, S	C2SF 10130-A	2	3.07	.669	.38	5.57	2.33	.64		39,40,41	C2SZ 10130-A
1963											
6 CYL. 144, 170, 200											
X	FAA 10130-A	1	2.79	.669	.38	5.58	1.58			44	B4TZ 10130-A (GP-451)
B(with A/C)	C2OF 10130-B	2	2.67	.670	.38	5.57	2.22	.64		40	C2OZ 10130-B
B(except A/C), X(except A/C)	C2OF 10130-G	1	2.67	.670	.38	5.57	1.62			44	C2OZ 10130-C (GP-376)
X	C3DF 10130-A	2	2.87	.670	.38	5.57	2.39			44	C3DZ 10130-A (GP-402)
6 CYL. 223											
A	FAA 10130-A	1	2.79	.669	.38	5.58	1.58			40	B4TZ 10130-A (GP-451)
A		1	2.78	.750	.38	6.47	1.35			21	B5A 10130-E
A		6	2.78	.750	.38		1.50	.56		21	B9T 10130-D

10130 PULLEY - GENERATOR - continued

MODEL	IDENTIFICATION	T Y P E	A	B	C	D	E	F	G	GEN. CAT. SYM.	PART NUMBER
1963 - continued											
8 CYL. 221, 260, 289											
A, B, X	C2OF 10130-A	1	2.67	.669	.38	5.57	1.92			40	C2OF 10130-A (GP-384)
A, B, X	C2OF 10130-B	2	2.67	.670	.38	5.57	2.22	.64		40	C2OZ 10130-B
B Special	C3OF 10130-B	1	4.32	.670	.38	5.57	1.94			40	C3OZ 10130-B (GP-397)
8 CYL. 352, 390, 406, 427											
A	FGT-A	1	3.02	.669	.38	5.58	1.65			40	B7A 10130-A (GP-372)
A	FAP-A	1	4.32	.669	.38	5.58	1.65			40	FAP 10130-A (GP-378)
A	C2OF 10130-A	1	2.67	.669	.38	5.57	1.92			40	C2OF 10130-A (GP-384)
A(with A/C)	C0AF 10130-A	2	3.07	.669	.38	5.57	2.27	.64		40	C0AF 10130-A (GP-453)
A		6	3.32	.750	.38		1.75	.64		20	C2AZ 10130-A (GP-411)
A	C2SF 10130-A	2	3.07	.669	.38	5.57	2.33	.64		40	C2SZ 10130-A
1964											
6 CYL. 144, 170, 200											
B(except A/C), X	C2OF 10130-G	1	2.67	.670	.38	5.57	1.62			44	C2OZ 10130-C (GP-376)
B(with A/C)	C2OF 10130-F	2	2.67	.670	.38	5.57	2.22	.64		44	C2OZ 10130-B
X(with A/C)	C3DF 10130-A	2	2.87	.670	.38	5.57	2.39			44	C3DZ 10130-A (GP-402)
6 CYL. 223											
A(except A/C)	FAA 10130-A	1	2.79	.669	.38	5.58	1.58			40	B4TZ 10130-A (GP-451)
A(except P/S)		6	2.78	.750	.38		1.50	.56		21	B9T 10130-D
A(dual belt drive)		1	2.78	.750	.38	6.47	1.35			21	B5A 10130-E
8 CYL. 260, 289											
A, B, X(exc. A/C)	C2OF 10130-A	1	2.67	.669	.38	5.57	1.92			40	C2OF 10130-A (GP-384)
A, B, X(with A/C)	C2OF 10130-B	2	2.67	.670	.38	5.57	2.22	.64		40	C2OZ 10130-B
A(except A/C)		6	3.17	.750	.38		1.44	.64		20	C4AZ 10130-A (GP-411)
B Special(except A/C)	C3OF 10130-B	1	4.32	.670	.38	5.57	1.94			40	C3OZ 10130-B (GP-397)
8 CYL. 352, 390											
A(except A/C)	FGT-A	1	3.02	.669	.38	5.58	1.65			40	B7A 10130-A (GP-372)
A(with A/C except P/S)	C1TF-R, C3TF 10130-E, 2900285, 2900286	2	3.42	.670	.31	5.57	2.35	.68		40	C1TZ 10130-U (GP-392)
A(except A/C)		6	3.32	.750	.38		1.75	.64		20	C2AZ 10130-A (GP-381)
A(with A/C & P/S)	FAB-A	1	3.12	.669	.38	5.58	1.65			40	A9AZ 10130-A (GP-450)

YEAR	MODEL	C Y L	C.I.D.	DESCRIPTION	GENERATOR CATALOG SYMBOL	QTY.	PART NUMBER
10130 PULLEY - GENERATOR - continued							
60/	A, B, S, X	6&8	All	Nut (generator pulley)-21/32"-20	20,21,25,27,28, 30,32,33,35, 36,40,41,44, T9,T17,T18	1	351124-S(MM42)
60/	A, B, S, X	6&8	All	Lockwasher (generator pulley)- 21/32"	20,21,25,27,28, 30,32,33,35,36, 40,41,44,T9, T17,T18	1	351496-S(XX306)
60/	A, B, S, X	6&8	All	Key (generator pulley)- 5/8" x 5/32"	25,27,28,30,32, 33,35,36,40,41, 44,T9,T17,T18	1	74175-S(L7)
60	A	6&8	All	Key (generator pulley) - 1/8" x 5/8" diameter	18	1	74144-S(L4)
60	A	6&8	All	Nut (generator pulley to armature shaft)-1/2"-20 hex.	18	1	351056-S8(MM26)
60	A	6&8	All	Lockwasher-1/2"	18	1	34809-S8(X88)
60/64	A, X	6&8	All	Key (generator pulley to armature shaft)-5/32" x 3/4"	20,21	1	74147-S(L8)
60/62	A, X	6&8	All	Key (generator pulley)-1/8" x 5/8"	31,38	1	*74174-S
61/64	A, X	6	223	Washer (pulley spacer)-3/4" flat	21	1	372544-S(XX317)
10131 FAN - GENERATOR PULLEY							
61/64	A, X	6	All		21	1	B9TF 10131-A
62/64	A	8	All		20	1	
10138-9 PLATE ASSY. - GENERATOR FRONT END							
60/	A, B, S, X	6&8	All		25,27,29,35,39, 40,41,T9,T17, T18	1	B6A 10139-B
60/64	A	8	All		20	1	B6A 10138-B
60	A	6&8	All		18	1	B6C 10139-A
60/64	A, X	6	All		21	1	B6A 10138-A
60	S	8	430		32, 33, 48	1	B8S 10139-A
60/62	B, X	6	144,170		30,36	1	
60/62	A	6&8	All		31	1	COAF 10139-A
62/	B, X	6	All		44	1	C1DZ 10139-A
60/62	A, X	6&8	All	Washer (inside spacer drive end) 5/8" flat	31,38	2	373314-S(XX221A)
60/62	A, X	6&8	All	Pin (plate locating)-dowel 1/8" x .38" long	31,38	1	375756-S(N148E)
10141 CUP - GENERATOR REAR END PLATE OIL							
60/64	A, X	6&8	All	Front & rear	20,21	2	B6A 10141-A
60/	A, B, S, X	6&8	All	Distributor base		1	
10142 BAND - GENERATOR COVER							
60/64	A, X	6&8	All	5 9/16" diameter-1 1/2" wide	20, 21	1	B6A 10142-A
60	A	6&8	All		18	1	B6C 10142-A
10145 ARM - ALTERNATOR BELT ADJUSTMENT-Refer to Group 10A313							
10145 ARM - GENERATOR BELT ADJUSTMENT -Refer to Group 10039							
10148 SPACER - GENERATOR TO MOUNTING BRACKET -Refer to Group 10039							
10148 SPACER - ALTERNATOR TO MOUNTING BRACKET -Refer to Group 10A313							
10151 BRACKET - ALTERNATOR TO CYLINDER BLOCK MOUNTING -Refer to Group 10A313							
10151 BRACKET - GENERATOR TO CYLINDER BLOCK MOUNTING -Refer to Group 10039							
10153 BRACKET - ALTERNATOR MOUNTING TOP-Refer to Group 10A313							
10153 BRACKET - GENERATOR MOUNTING TOP-Refer to Group 10039							

FORD CAR PARTS

SECTION 100

633

YEAR	MODEL	CYL.	C.I.D.	DESCRIPTION	GENERATOR CATALOG SYMBOL	QTY.	PART NUMBER
10156 BRACKET - ALTERNATOR MOUNTING FRONT -Refer to Group 10A313							
10156 BRACKET - GENERATOR MOUNTING FRONT -Refer to Group 10039							
10163 RING - GENERATOR FRONT END PLATE BEARING STOP							
60/	A, B, S, X	6&8	All		25,27,29,30,32,33,35,36,39,40,41,44,48,T9,T17,T18	2	01A 10163
10170 SHIELD - GENERATOR SPLASH -Also refer to Group 10317							
60/63	X	6	144,170	Generator end (neoprene-	30,36,44	1	C3DZ 10170-A
62	B	6	170	5 11/16" O. D.)	36,44	1	(GY-779)
64	B (with A/C)	6	170,200		44	1	
61/62	A, S	6&8	All	Generator end (neoprene-	39, 40, T17	1	C1AZ 10170-B
63/64	A	8	352, 390, 406, 427	5 11/16" O. D.)	40	1	(GY-787)
63/64	A	6	223		40	1	
64	A	8	352,390		40	1	
63	A	6	223	Lower sides (rubber-approx. 9 3/16" x 4 1/8")	21,40	2	C3AZ 10170-B
63	A	8	352, 390, 406, 427	R. H. -lower side	20,40	1	(GY-755)
				Clip		3or6	*378094-S2
63	A	8	352,390,406,427	Lower (assembly-includes neoprene cover)	20,40		C3AZ 10170-D
63	A	8	352,390,406,427	Screw (shield to frame)-3/8"-16 x 1/2"hex. washer head-tapping	20, 40	3	39885-S7-8 (U263E)
93	A	8	260,289	Upper side (steel-approx. 3 7/16" x 10")	40		C3AZ 10170-E
63	A, B, X	8	221,260,289	Generator end (neoprene- 5 11/16" O. D.)	40	1	C3OZ 10170-C
64	A, B	8	260,289		40	1	(GY-777)
63/64	B (except A/C)	6	170,200	Outer side (steel-approx. 9 1/4" long)	44	1	C3OZ 10170-D
				Inner side (steel-approx. 11 19/32" long)	44	1	C3OZ 10170-E
				Nut-spring-No. 10	44	5	45188-S8(M141A)
				Screw & washer-hex. head- 3/8"-16 x 3/4"	44	1	43265-S8(U16)
				Screw-hex. washer head, slotted- No. 10-16 x 3/8"	44	5	42120-S8(U248)
				Screw & washer assy. -hex. head- 3/8"-16 x 1"	44	2	373293-S8(BB563)
62/63	S	8	390	Lower (metal)	39, T17	1	C2SZ 10170-A
64	A	8	352,390	Lower-steel with rubber	40	1	(GY-757)
				Screw-hex., washer head- 3/8"-16 x 1/2"	40	3	C4AZ 10170-A
							(GY-772)
64	B, X(exc. extra cooling)	8	260,289	Outer side-steel	40	1	C4OZ 10170-C
				Inner side-steel	40	1	(GY-775)
				Screw-hex, washer head, slotted- No. 10-16 x 1/2"	40	4	C4OZ 10170-D
				Nut spring-No. 10	40	4	(GY-769)
							42127-S8 (U248)
							45188-S8(M141A)

YEAR	MODEL	C Y L	C.I.D.	DESCRIPTION	GENERATOR CATALOG SYMBOL	QTY.	PART NUMBER
10175 COIL ASSY. - GENERATOR FIELD							
60	A	6&8	All		18	4	B6C 10175-A (GC-5)
60/64	A, X	6&8	All	For 15 volt, 40 amp. generator	20, 21	1	B6C 10175-B (GC-6)
60/62	A, B, S, X	6&8	All	Replaced by B6AZ 10175-D(10-65)	27, 32, 35, 40, T18	1	★B6A 10175-D
60/62	A, S	8	All		25, 29, 39	1	B8A 10175-A (GC-7)
60	S	8	430		33, 48	1	B9FM 10175-A (GC-14)
60	S	8	430		32	1	★PB8M 10175-B
60/	B, X	6	All		30, 36, 44	1	C0DF 10175-A (GC-17)
61/62	S	8	390		41, T9, T17	1	B8QH 10175-A (GC-11)
64	A, B, X	6&8	All	Generators ident. C4OF 10000-A, B, C	40	1	B6AZ 10175-D (GC-297)
60	S	8	430		32	1	
10180 BRACKET - GENERATOR SPLASH SHIELD							
63/64	B (except A/C)	6	170, 200		44	1	C3OZ 10180-A
				Bolt-hex. head-5/16"-18 x 2 1/2"	44	1	45520-S7-8(B63B)
10200 RETAINER - GENERATOR DRIVE END PACKING							
60/64	A, X	6&8	All		20, 21	1	B6A 10200-A
				Screw-round head, slotted- No. 10-32 x 1/2"	20, 21	3	27081-S8(U175)
10201 GASKET - GENERATOR BEARING							
60/64	A, X	6&8	All	1 1/2" I.D.	20, 21	1	B6A 10201-A
10202 BUSHING - GENERATOR TERMINAL SCREW INSULATING							
60	A, S, X	6&8	All		25, 27, 29, 30, 35, 36, 40, T9, T17, T18	AR	B6A 10202-A
60	S	8	430		26, 32, 33, 48	1	
60/62	A, S	8	All		39, 41	1	C2SZ 10202-A
61/	A, B, S, X	6&8	All		35, 36, 39, 40, 44, T17, T18	1	
10206 BUSHING - GENERATOR FRAME FIELD TERMINAL SCREW INSULATING							
60/	A, B, S, X	6&8	All	Outer	25, 27, 29, 30, 32, 33, 35, 36, 39, 40, 41, 44, 48, T9, T17, T18	1	81A 10206
60	A	6&8	All		18	1	B6C 10206-A (GY-735)
10206 INSULATOR - GENERATOR FIELD TERMINAL							
60/62	A, X	6&8	All		31, 38	2	COAZ 10206-B
10208 WASHER - GENERATOR TERMINAL SCREW INSULATING INNER							
60/	A, B, S, X	6&8	All	Frame	25, 27, 29, 30, 32, 33, 35, 36, 39, 40, 41, 44, 48, T9, T17, T18	1	81A 10208

FORD CAR PARTS

SECTION 100

635

YEAR	MODEL	C Y L.	C.I.D.	DESCRIPTION	GENERATOR CATALOG SYMBOL	QTY.	PART NUMBER
10211 SCREW - GENERATOR TERMINAL							
60/	A, B, S, X	6&8	All	Rear end plate-1/4"-28 x 1"	25,27,29,30,32, 33,35,36,39,40, 48,T9,T17,T18	1	01A 10211
60/64	A, X	6&8	All	No. 10-32 x 1 11/64"	20,21	1	B6A 10211-A
10213 RETAINER - GENERATOR BEARING GASKET							
60/64	A, X	6&8	All		20,21	1	B6A 10213-A
10215 CABLE - GENERATOR ARMATURE TERMINAL TO BRUSH HOLDER							
60	A	6&8	All		18	1	★B6C 10215-A
10253 PLUG - GENERATOR BEARING WELL							
61/62	X	6	144,170		38	1	★B9LF 10253-B
10254 NUT - GENERATOR PULLEY							
60/62	A, X	6&8	All		31,38	1	★C0AF 10254-A
61/62	A	8	352,390		31	1	★B9LF 10254-A
60/62	A, X	6&8	All	Washer - spring - 15/16"	31,38		373316-S(XX371)
10255 COLLAR - GENERATOR SHAFT							
60/62	A, X	6&8	All		31,38	1	★B9LF 10255-A
10259 SPACER - GENERATOR MOUNTING BRACKET SUPPORT							
63/64	A, B, X (with A/C)	8	221,260, 289	7/16" I. D. x 5/8" O. D. x 5/8" long improvise from steel tubing		1	
10265 SPACER - GENERATOR ARMATURE							
60	A	6&8	All	25/32" I. D. x 1 3/32" O. D. x 29/64" thick	18	1	★C0TZ 10265-A
10273-4 DEFLECTOR - GENERATOR OR ALTERNATOR SPLASH SHIELD							
62	S		8 390	R. H. -outer		1	★C2SZ 10273-A
62	S		8 390	R. H. -inner		1	★C2SZ 10274-A
63	S		8 All	Inner	F 30,40	1	C3SZ 10274-A
64	S		8 All		F 40,42,52	1	
10282 STUD - GENERATOR MOUNTING BRACKET							
63/64	A, B, X (with A/C)	8	221,260, 289	3/8"-16 x 5/8" & 3/8"-16 x 29/32"- 5 7/16" overall length-attaches idler assy. & gen. adj. arm to gen. mounting bracket		1	C3OZ 10282-B

Δ A - Autolite B - Bosch F - Ford

HOW TO FIND ALTERNATORS and COMPONENTS

By IDENTIFICATION:

1. Refer to Identification Chart below.
2. Check marking (on alternator housing) against Identification numbers to determine part numbers of service alternator, pulley, fan & spacer.

By MODEL APPLICATION:

1. Refer to Model Application Chart beginning on page 648
2. Refer to appropriate Year, Model and Engine.
3. Select and refer to appropriate Parts List Section and Number.
4. If basic number is not known refer to Illustration Page shown, or to Index beginning on page 609.
5. Select part number shown for affected Parts List. If more than one part number is shown refer to Description and Restrictions for clarification.
6. Quantity of parts shown in columns A, B or C etc.
7. Parts are listed numerically.

IDENTIFICATION EXAMPLE: C3SF 10300-A is listed in Parts List Section 103.3, Column 3D.
 MODEL APPLICATION EXAMPLE: 1963 Thunderbird (8 cyl.390) uses 40 amp. Ford Alternator (C3SZ 10346-A).
 Internal Parts for this alternator are listed in Parts List Section 103.3, Column 3D.

ALTERNATOR IDENTIFICATION CHART (Also see ALTERNATOR APPLICATION CHART on Pages 648 thru 650)

IDENTIFICATION	PARTS LIST SECTION & NO.	△ MAKE	AMP.	SERVICE ALTERNATOR	PULLEY	FAN	SPACER	ILLUS. SEC. 100 PAGE
2074-AB	103.1F	L/N	60	C2TZ 10346-A r/b C2TZ 10346-B				375
2178-AA	103.1H	L/N	60	C2TZ 10346-B				375
5412-GA	103.1B	L/N	30	B8TZ 10346-D		B7AZ 10A310-A	*B6AZ 10A344-A	373
5428-GA	103.1C	L/N	50	B8TZ 10346-F r/b B8TZ 10346-G		B7AZ 10A310-A	B6AZ 10A344-B	372
5440-GA	103.1A	L/N	50 H/D	B8TZ 10346-C r/b B8TZ 10346-D		B7AZ 10A310-A	*B6AZ 10A344-A	373
5468-GA	103.1D	L/N	50	B8TZ 10346-G		B7AZ 10A310-A	B8TZ 10A344-A	372
5494-GA	103.1E	L/N	50	C1AF 10346-A Not replaced		B7AZ 10A310-A	*C1AF 10A344-A	374
6000-GA	103.1G	L/N	40	C2AZ 10346-A				376
A001 2074-AB	103.1F	L/N	60	C2TZ 10346-A r/b C2TZ 10346-B				375
A001 2178-AA	103.1H	L/N	60	C2TZ 10346-B				375
A001 2178-AB	103.1J	L/N	65	C2TZ 10346-B		B7AZ 10A310-A		375
A001 5412-GA	103.1B	L/N	50 H/D	B8TZ 10346-D		B7AZ 10A310-A	*B6AZ 10A344-A	373
A001 5428-GA	103.1D	L/N	50	B8TZ 10346-F r/b B8TZ 10346-G		B7AZ 10A310-A	B6AZ 10A344-B	372
A001 5440-GA	103.1A	L/N	50 H/D	B8TZ 10346-C r/b B8TZ 10346-D		B7AZ 10A310-A	*B6AZ 10A344-A	373
A001 5468-GA	103.1D	L/N	50	B8TZ 10346-G		B7AZ 10A310-A	B8TZ 10A344-A	372
A001 5494-AA	103.1E	L/N	50	C1AF 10346-A Not replaced		B7AZ 10A310-A	*C1AF 10A344-A	374
A001 6000-AC	103.1G	L/N	40	C2AZ 10346-A				376
A0010 90017	103.1D	L/N	50	B8TZ 10346-G	B8TZ 10344-C	B7AZ 10A310-A	B8TZ 10A344-A	372
A0010 90018	103.1D	L/N	50	B8TZ 10346-G	B8TZ 10344-F	B7AZ 10A310-A	B8TZ 10A344-A	372
A0010 90023	103.1B	L/N	50 H/D	B8TZ 10346-D	B8TZ 10344-B	B7AZ 10A310-A	*B6AZ 10A344-A	373
A0010 90027	103.1C	L/N	50	B8TZ 10346-F r/b B8TZ 10346-G	*B8TZ 10344-D	B7AZ 10A310-A	B6AZ 10A344-B	372
A0010 90028	103.1A	L/N	50 H/D	B8TZ 10346-C r/b B8TZ 10346-D	*B8TZ 10344-D	B7AZ 10A310-A	*B5AZ 10A344-A	373
A0010 90029	103.1C	L/N	50	B8TZ 10346-F r/b B8TZ 10356-G	B8TZ 10344-B	B7AZ 10A310-A	B6AZ 10A344-B	372
A0010 90030	103.1C	L/N	50	B8TZ 10346-F r/b B8TZ 10346-G	B8TZ 10344-E	B7AZ 10A310-A	B6AZ 10A344-B	372
A0010 90031	103.1C	L/N	50	B8TZ 10346-F r/b B8TZ 10346-G	B8TZ 10344-E	B7AZ 10A310-A	B6AZ 10A344-B	372
A0010 90032	103.1C	L/N	50	B8TZ 10346-F r/b B8TZ 10346-G	*B9MF 10344-A	B7AZ 10A310-A	B6AZ 10A344-B	372

△ - F - Ford

L/N - Leece Neville

ALTERNATOR IDENTIFICATION CHART - continued

(Also see ALTERNATOR APPLICATION CHART on Pages 648 thru 650)

IDENTIFICATION	PARTS LIST SECTION & NO.	Δ MAKE	AMP.	SERVICE ALTERNATOR	PULLEY	FAN	SPACER	ILLUS. SEC. 100 PAGE
A0010 90034	103.1A	L/N	50 H/D	B8TZ 10346-C r/b B8TZ 10346-D	*B9AF 10344-A	B7AZ 10A310-A	*B6AZ 10A344-A	373
A0010 90035	103.1C	L/N	50	B8TZ 10346-F r/b B8TZ 10346-G	*B9AF 10344-A	B7AZ 10A310-A	B6AZ 10A344-B	372
A0010 90049	103.1C	L/N	50	B8TZ 10346-F r/b B8TZ 10346-G	*C0MF 10344-A	B7AZ 10A310-A	B6AZ 10A344-B	372
A0010 90057	103.1E	L/N	50	C1AF 10346-A	*C1AF 10344-A	B7AZ 10A310-A	*C1AF 10A344-A	374
A0010 90097	103.1E	L/N	50	C1AF 10346-A	*C1AF 10344-C	B7AZ 10A310-A	*C1AF 10A344-A	374
A0010 90109	103.1F	L/N	60	C2TZ 10346-A r/b C2TZ 10346-B	C2AZ 10344-A	B7AZ 10A310-A		375
A0010 90156	103.1F	L/N	60	C2TZ 10346-A r/b C2TZ 10346-B	*C2AZ 10344-B	B7AZ 10A310-A		375
A0010 90157	103.1F	L/N	60	C2TZ 10346-A r/b C2TZ 10346-B	C2OZ 10344-A	B7AZ 10A310-A		375
A0010 90164	103.1G	L/N	40	C2AZ 10346-A	C2AZ 10344-D	C2AZ 10A310-A	C2AZ 10A344-A	376
A0010 90165	103.1G	L/N	40	C2AZ 10346-A	C2AZ 10344-C	C2AZ 10A310-A	C2AZ 10A344-A	376
A0010 90166	103.1G	L/N	40	C2AZ 10346-A	C2OZ 10344-C	C2AZ 10A310-A	C2AZ 10A344-A	376
A0010 90167	103.1G	L/N	40	C2AZ 10346-A	C2OZ 10344-B	C2AZ 10A310-A	C2AZ 10A344-A	376
A0010 90237	103.1H	L/N	60	C2TZ 10346-B	*C2AZ 10344-B	B7AZ 10A310-A		375
A0010 90238	103.1H	L/N	60	C2TZ 10346-B	C2AZ 10344-A	B7AZ 10A310-A		375
A0010 90239	103.1H	L/N	60	C2TZ 10346-B	C2OZ 10344-A	B7AZ 10A310-A		375
B9AF 10300-B	103.1C	L/N	50	B8TZ 10346-F r/b B8TZ 10346-G	*B8TZ 10344-D	B7AZ 10A310-A	B6AZ 10A344-B	372
B9FA 10300-B	103.1B	L/N	50 H/D	B8TZ 10346-D	*B8TZ 10344-D	B7AZ 10A310-A	*B6AZ 10A344-A	373
B9FA 10300-G	103.1B	L/N	50 H/D	B8TZ 10346-C r/b B8TZ 10346-D	*B8TZ 10344-D	B7AZ 10A310-A	*B6AZ 10A344-A	373
B9MF 10300-A	103.1C	L/N	50	B8TZ 10346-F r/b B8TZ 10346-G	*B9AF 10344-A	B7AZ 10A310-A	B6AZ 10A344-B	372
B9MF 10300-B	103.1C	L/N	50	B8TZ 10346-F r/b B8TZ 10346-G	*B9MF 10344-A	B7AZ 10A310-A	B6AZ 10A344-B	372
B9MF 10300-C	103.1A	L/N	50 H/D	B8TZ 10346-C r/b B8TZ 10346-D	*B9AF 10344-A	B7AZ 10A310-A	*B6AZ 10A344-A	373
B9MF 10300-E	103.1C	L/N	50	B8TZ 10346-F r/b B8TZ 10346-G	*C0MF 10344-A	B7AZ 10A310-A	B6AZ 10A344-B	372
B9TF 10300-D	103.1C	L/N	50	B8TZ 10346-F r/b B8TZ 10346-G	B8TZ 10344-B	B7AZ 10A310-A	B6AZ 10A344-B	372
B9TF 10300-E	103.1C	L/N	50	B8TZ 10346-F r/b B8TZ 10346-G	B8TZ 10344-E	B7AZ 10A310-A	B6AZ 10A344-B	372
B9TF 10300-F	103.1C	L/N	50	B8TZ 10346-F r/b B8TZ 10346-G	B8TZ 10344-E	B7AZ 10A310-A	B6AZ 10A344-B	372
B9TF 10300-G	103.1D	L/N	50	B8TZ 10346-G	B8TZ 10344-F	B7AZ 10A310-A	B8TZ 10A344-A	372
B9TF 10300-H	103.1D	L/N	50	B8TZ 10346-G	B8TZ 10344-C	B7AZ 10A310-A	B8TZ 10A344-A	372
C1AF 10300-C	103.1E	L/N	50	C1AF 10346-A Not replaced	*C1AF 10344-A	B7AZ 10A310-A	*C1AF 10A344-A	374
C1AF 10300-D	103.1E	L/N	50	C1AF 10346-A Not replaced	*C1AF 10344-C	B7AZ 10A310-A	*C1AF 10A344-A	374
C1MF 10300-A	103.1F	L/N	60	C2TZ 10346-A r/b C2TZ 10346-B	C2AZ 10344-A	B7AZ 10A310-A		375
C2AF 10300-A	103.1F	L/N	60	C2TZ 10346-A r/b C2TZ 10346-B	*C2AZ 10344-B	B7AZ 10A310-A		375
C2AF 10300-B	103.1G	L/N	40	C2AZ 10346-A	C2AZ 10344-D	C2AZ 10A310-A	C2AZ 10A344-A	376
C2AF 10300-C	103.1G	L/N	40	C2AZ 10346-A	C2AZ 10344-C	C2AZ 10A310-A	C2AZ 10A344-A	376
C2OF 10300-B	103.1G	L/N	40	C2AZ 10346-A	C2OZ 10344-C	C2AZ 10A310-A	C2AZ 10A344-A	376
C2OF 10300-C	103.1G	L/N	40	C2AZ 10346-A	C2OZ 10344-B	C2AZ 10A310-A	C2AZ 10A344-A	376
C2OF 10300-D	103.1F	L/N	60	C2TZ 10346-A r/b C2TZ 10346-B	C2OZ 10344-A	B7AZ 10A310-A		375
C3AF 10300-B	103.3B	F	42	C4AZ 10346-B r/b C3SZ 10346-E	C4AZ 10344-A			378
C3MF 10300-A	103.3E	F	40	C3MY 10346-A	C3MY 10344-A			378
C3OF 10300-D	103.3B	F	42	C4OZ 10346-A r/b C4TZ 10346-D	*C4OZ 10344-B			378

Δ F - Ford L/N - Leece Neville

ALTERNATOR IDENTIFICATION CHART - continued

(Also see ALTERNATOR APPLICATION CHART on Pages 648 thru 650)

IDENTIFICATION	PARTS LIST SECTION & NO.	△ MAKE	AMP.	SERVICE ALTERNATOR	PULLEY	FAN	SPACER	ILLUS. SEC. 100 PAGE
C3OF 10300-E	103.3B	F	42	C4AZ 10346-C r/b C4AZ 10346-D	C4OZ 10344-A			378
C3SF 10300-A	103.3D	F	40	C3SZ 10346-A	C3SZ 10344-B			378
C3SF 10300-B	103.3D	F	40	C3SZ 10346-B	C3SZ 10344-A			378
C3SF 10300-C	103.3E	F	30	C3SZ 10346-C r/b C3SZ 10346-A	C3SZ 10344-B			378
C3TF 10300-A	103.3A	F	42	C3TZ 10346-A r/b C3SZ 10346-E	C3TZ 10344-A			378
C3TF 10300-B	103.3A	F	42	C3TZ 10346-B	C3TZ 10344-B			378
C3TF 10300-C	103.3A	F	42	C3TZ 10346-C	C3TZ 10344-C			378
C3TF 10300-E	103.3A	F	42	C3TZ 10346-A r/b C3SZ 10346-E	C3TZ 10344-A			378
C3TF 10300-F	103.3A	F	42	C3TZ 10346-B	C3TZ 10344-B			378
C3TF 10300-G	103.3A	F	42	C3TZ 10346-C	C3TZ 10344-C			378
C3TF 10300-Y	103.3A	F	42	C3TZ 10346-A r/b C3SZ 10346-E	C3SZ 10344-A			378
C3TF 10300-Z	103.3A	F	42	C3TZ 10346-B	C3SZ 10344-B			378
C3TF 10300-AA	103.3A	F	42	C3TZ 10346-C	C3TZ 10344-C			378
C3TF 10300-AF	103.3B	F	42	C4TZ 10346-D	C4TZ 10344-D			378
C4AF 10300-A	103.3B	F	42	C4AZ 10346-B r/b C3SZ 10346-E	C4AZ 10344-A			378
C4AF 10300-B	103.1H	L/N	60	C2TZ 10346-B	★C2AZ 10344-B	B7AZ 10A310-A		375
C4MF 10300-D	103.4F	F	42	C3MY 10346-B	C5AZ 10344-H	C3AZ 10A310-A (GP-489)	C5AZ 10A344-B (GY-808)	379
C4MF 10300-A	103.1H	L/N	60	C2TZ 10346-B	C2AZ 10344-A	B7AZ 10A310-A		375
C4OF 10300-A	103.1H	L/N	60	C2TZ 10346-B	C2OZ 10344-A	B7AZ 10A310-A		375
C4SF 10300-A	103.3B	F	42	C4SZ 10346-A r/b C3SZ 10346-E	C4SZ 10344-A			378
C4SF 10300-B	103.3C	F	52	C4SZ 10346-B	C4SZ 10344-A			378
C4TF 10300-A	103.3B	F	42	C4TZ 10346-A	C4TZ 10344-A			378
C4TF 10300-AC	103.3C	F	52	C4TZ 10346-AC	C4TZ 10344-A			378
C4TF 10300-AZ	103.4E	F	42	C3SZ 10346-E	C5TZ 10344-K	C3AZ 10A310-A (GP-489)	C5AZ 10A344-B (GY-808)	379
C4TF 10300-B	103.3B	F	42	C4TZ 10346-B	C4TZ 10344-B			378
C4TF 10300-BA	103.4G	F	55	C4SZ 10346-C	C5TZ 10344-K (GP-472)	C3AZ 10A310-A (GP-489)	C5AZ 10A344-B (GY-808)	378
C4TF 10300-BD	103.3B	F	42	C4AZ 10346-D	C5AZ 10344-J (GP-464)	C3AZ 10A310-A (GP-489)	C5AZ 10A344-B (GY-808)	378
C4TF 10300-C	103.3B	F	42	C4TZ 10346-C	C4TZ 10344-C			378
C4TF 10300-L	103.3C	F	52	C4TZ 10346-L	C4TZ 10344-B			378
C4TF 10300-M	103.3C	F	52	C4TZ 10346-M	C4TZ 10344-C			378
C4TF 10300-N	103.3C	F	52	C4TZ 10346-N	C3TZ 10344-A			378
C4TF 10300-R	103.3C	F	52	C4TZ 10346-R	C3TZ 10344-B			378
C4TF 10300-S	103.3C	F	52	C4TZ 10346-S	C3TZ 10344-C			378
C4TF 10300-U	103.3C	F	52	C4TZ 10346-W	C4AZ 10344-A			378
90017	103.1D	L/N	50	B8TZ 10346-G	B8TZ 10344-C	B7AZ 10A310-A	B8TZ 10A344-A	372
90018	103.1D	L/N	50	B8TZ 10346-G	B8TZ 10344-F	B7AZ 10A310-A	B8TZ 10A344-A	372
90023	103.1B	L/N	50H/D	B8TZ 10346-D	B8TZ 10344-B	B7AZ 10A310-A	★B6AZ 10A344-A	373
90027	103.1C	L/N	50	B8TZ 10346-F r/b B8TZ 10346-D	★B8TZ 10344-D	B7AZ 10A310-A	B6AZ 10A344-B	372
90028	103.1C	L/N	50H/D	B8TZ 10346-C r/b B8TZ 10346-D	★B8TZ 10344-D	B7AZ 10A310-A	★B6AZ 10A344-A	373
90029	103.1C	L/N	50	B8TZ 10346-F r/b B8TZ 10346-G	B8TZ 10344-B	B7AZ 10A310-A	B6AZ 10A344-B	372

△ F - Ford

L/N - Leece Neville

ALTERNATOR IDENTIFICATION CHART - continued

(Also see ALTERNATOR APPLICATION CHART on Pages 648 thru 650)

IDENTIFICATION	PARTS LIST SECTION & NO.	△ MAKE	AMP.	SERVICE ALTERNATOR	PULLEY	FAN	SPACER	ILLUS. SEC. 100 PAGE
90030	103.1C	L/N	50	B8TZ 10346-F r/b B8TZ 10346-G	B8TZ 10344-E	B7AZ 10A310-A	B6AZ 10A344-B	372
90031	103.1C	L/N	50	B8TZ 10346-F r/b B8TZ 10346-G	B8TZ 10344-E	B7AZ 10A310-A	B6AZ 10A344-B	372
90032	103.1C	L/N	50	B8TZ 10346-F r/b B8TZ 10346-G	★B9MF 10344-A	B7AZ 10A310-A	B6AZ 10A344-B	372
90034	103.1A	L/N	50H/D	B8TZ 10346-C r/b B8TZ 10346-D	★B9AF 10344-A	B7AZ 10A310-A	★B6AZ 10A344-A	373
90035	103.1C	L/N	50	B8TZ 10346-F r/b B8TZ 10346-G	★B9AF 10344-A	B7AZ 10A310-A	B6AZ 10A344-B	372
90049	103.1C	L/N	50	B8TZ 10346-F r/b B8TZ 10346-G	★COMP 10344-A	B7AZ 10A310-A	B6AZ 10A344-B	372
90057	103.1E	L/N	50	C1AF 10346-A Not replaced	★C1AF 10344-A	B7AZ 10A310-A	★C1AF 10A344-A	374
90097	103.1E	L/N	50	C1AF 10346-A Not replaced	★C1AF 10344-C	B7AZ 10A310-A	★C1AF 10A344-A	374
90109	103.1F	L/N	60	C2TZ 10346-A r/b C2TZ 10346-B	C2AZ 10344-A	B7AZ 10A310-A		375
90156	103.1F	L/N	60	C2TZ 10346-A r/b C2TZ 10346-B	★C2AZ 10344-B	B7AZ 10A310-A		375
90157	103.1F	L/N	60	C2TZ 10346-A r/b C2TZ 10346-B	C2OZ 10344-A	B7AZ 10A310-A		375
90237	103.1H	L/N	60	C2TZ 10346-B	★C2AZ 10344-B	B7AZ 10A310-A		375
90238	103.1H	L/N	60	C2TZ 10346-B	C2AZ 10344-A	B7AZ 10A310-A		375
90239	103.1H	L/N	60	C2TZ 10346-B	C2OZ 10344-A	B7AZ 10A310-A		375

YEAR	MODEL	C Y L.	C.I.D.	DESCRIPTION	△ MAKE	AMP.	QTY.	PART NUMBER
10304 RECTIFIER ASSY. - ALTERNATOR EXTERNAL								
60	A		6&8 All		L/N	All	1	B8CZ 10304-A (GY-712)
61	A		6&8 All		L/N	All	1	C0TF 10304-A (GY-713)
10A310 FAN ASSY. - ALTERNATOR								
60	A		6&8 All	1" I.D. x 6 1/2" O.D.	L/N	All	1	B7AZ 10A310-A
61	A		6&8 All		L/N	50	1	
62/64	A, B		6&8 All		L/N	60	1	
62/64	A, B		6&8 All	11/16" I.D. x 6 1/2" O.D.	L/N	40	1	C2AZ 10A310-A
60/64	A, B		6&8 All	Screw-fillister head- No. 10-32 x 5/8"	L/N	All	4	31628-S7(U58)
60/64				Lockwasher-spring-No. 10	L/N	All	4	34803-S7(X60)
64	A, S		8 All	11/16" I.D. x 5 5/32" O.D.	F	42.55	1	C3AZ 10A310-A (GY-489)

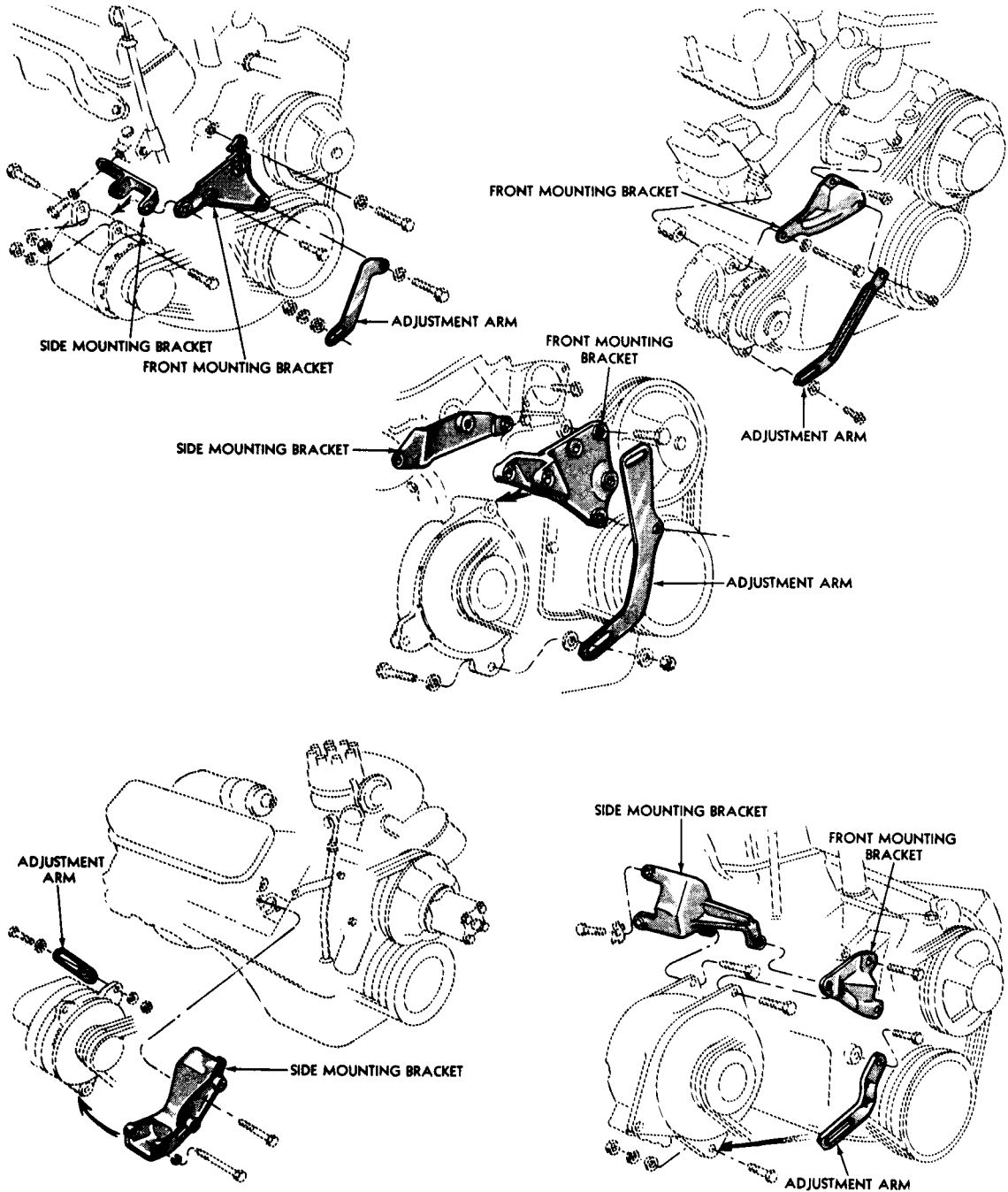
△ F - Ford

L/N - Leece Neville

10A313 ALTERNATOR MOUNTING BRACKETS

Alternator mounting parts are listed in chart form following the illustration below. Refer to the illustration to determine the name of the part required. Refer to the chart to select the appropriate part number. The chart is listed by year, model, engine and alternator make and amperage.

Attaching parts such as bolts, nuts, etc. are listed by code number. A listing of the code numbers and their corresponding part numbers and descriptions appears at the end of the chart.



10A313 ALTERNATOR MOUNTING PARTS									
MODEL	ALTERNATOR		ADJUSTMENT ARM			MOUNTING BRACKETS			
	△ MAKE	AMP.	PART NUMBER	* NUTS, BOLTS, ETC.	FRONT		SIDE		* NUTS, BOLTS, ETC.
					PART NUMBER	* NUTS, BOLTS, ETC.	PART NUMBER	* NUTS, BOLTS, ETC.	
1960									
6 CYL. 223									
A	L/N	50	*B7A 10145-E	1,5,8,9, 13, 38			B9AE 10039-A	10,11	
A	L/N	50 H/D	B6AZ 10342-A (to alternator)	1, 5, 6, 8, 17, 37 1. 64			B9AE 10039-A (to engine) & B8Q 10153-A (to alternator)	10,11 1. 64	
8 CYL. 292									
A	L/N	50	*B9AE 10145-C & B7A 10148-A Spacer	1, 7, 8, 9, 38		1,5,6,36, 38,41		10,11	
A	L/N	50 H/D	*B9AE 10145-C B7A 10148-A (Spacer) (to engine) & B6AZ 10342-A (to alternator)	1, 7, 8, 9, 38 1, 64		1,5,6,36, 38,41	B8Q 10153-A (to alternator)	10, 11 1, 64	
8 CYL. 352									
A	L/N	50	B8A 10145-B	1,8,25		1,6,8,9, 21,38	B8AZ 10151-C	1,25	
A	L/N	50 H/D	B8A 10145-B (to engine) & B6AZ 10342-A (to alternator)	1,8,25 1, 64		1,6,8,9, 21,38	B8AZ 10151-C (to engine) & B8Q 10153-A (to alternator)	1, 25 1, 64	
1961									
6 CYL. 223									
A	L/N	50	C1AE 10145-G	1,5,6,8, 13, 38			C1AE 10039-D	10,11	
8 CYL. 292 - Not Available									
8 CYL. 352,390									
A	L/N	50	C1AE 10145-S	1,6,8,21, 38	C0AZ 10A313-A	1,6,38	C1AZ 10A313-A	27,29,30	
1962									
6 CYL. 170									
B	L/N	40	C2OZ 10145-E	1,4,5,6,7, 8			C2OZ 10039-V	1,2,3	
B	L/N	60	C2OZ 10145-F	1,4,5,6,7, 8			C2OZ 10039-Y	1, 2	
6 CYL. 223									
A	L/N	40	C2AZ 10145-E	7,8,13,14			*C2AZ 10039-B	10,11,12	
A	L/N	60	C1AE 10145-G	1, 5, 6, 7, 8, 17			C1AE 10039-D	10,11	
8 CYL. 221,260									
B	L/N	40	C2OZ 10145-S	1,7,8,9,20			C2OZ 10039-AA	18,19,20	
B	L/N	60	C2OZ 10145-R	1,7,8,9,20			C2OZ 10039-Z	18,19,20	
8 CYL. 292 - Not Available									
8 CYL. 352,390									
A	L/N	40	C2AZ 10145-C	7,8,14,23, 25	C2AZ 10156-B	21	C2AZ 10A313-B	10,14,22	
A	L/N	60	C1AE 10145-S	1,6,7,8,21	C0AZ 10A313-A	1,6,7	C1AZ 10A313-A	27,29,30	
1963									
6 CYL. 170									
B	L/N	40	C2OZ 10145-E	1,4,5,6,7, 8			C2OZ 10039-V	1,2,3	
B	L/N	60	C2OZ 10145-F	1,4,5,6,7, 8			C2OZ 10039-Y	1, 2	

△ F--Ford, L/N--Leece Neville

* Refer to Hardware listing at end of chart for number shown in this column

10A313 ALTERNATOR MOUNTING PARTS - continued									
MODEL	ALTERNATOR		ADJUSTMENT ARM		MOUNTING BRACKETS				
	△ MAKE	AMP.	PART NUMBER	*NUTS, BOLTS, ETC.	FRONT		SIDE		
					PART NUMBER	*NUTS, BOLTS, ETC.	PART NUMBER	*NUTS, BOLTS, ETC.	*NUTS, BOLTS, ETC.
1963 - continued									
6 CYL. 223									
A	L/N	40	C2AZ 10145-E	7,8,13,14					10,11,12
A	L/N	60	C1AE 10145-G	1,5,6,7,8, 17				C1AE 10039-D	10, 11
8 CYL. 221,260,289									
A	L/N	40	C2OZ 10145-S (4 7/8" long) or C3AZ 10145-B (4 11/16" long)	1,7,8,9 1,7,8,9				C2OZ 10039-AA	18,19,20
A	L/N	60	C2OZ 10145-R (Curved) or C3AZ 10145-B (Straight)	1,7,8,9 1,7,8,9				C2OZ 10039-Z or C3AZ 10A313-A	18,19,20 18,19,20
B	L/N	40	C2OZ 10145-S	1,7,8,9				C2OZ 10039-AA	18,19,20
B	L/N	60	C2OZ 10145-R	1,7,8,9				C2OZ 10039-Z	18,19,20
8 CYL. 352,390									
A	L/N	40	C2AZ 10145-C	7,8,14,23, 25	C2AZ 10156-B	21		C2AZ 10A313-B	10,14,22
A	L/N	60	C1AE 10145-S	1,6,7,8,21	C0AZ 10A313-A	1,6,7		C1AZ 10A313-A	27,28,30
S	F	30,40	C3SZ 10145-A	7,16,25	C3SZ 10156-C	10,24,26			
8 CYL. 406,427									
A	F	40	C3MY 10145-A	7,16,25	C3SZ 10156-C & C5AZ 10A370-C (Spacer)	10,24,26			
1964									
6 CYL. 170,200									
B	F	42	C4OZ 10145-B	1,4,5,7,9				C4OZ 10A313-A	1,2,3
B	L/N	40	C2OZ 10145-E	1,4,5,6,7, 8				C2OZ 10039-V	1,2,3
B	L/N	60	C2OZ 10145-F	1,4,5,6,7, 8				C2OZ 10039-Y	1,2,3
6 CYL. 223									
A	F	42	C4AZ 10145-B	7,8,13,16				C4AZ 10A313-B	10,12,15
A	L/N	40	C2AZ 10145-E	7,8,13,14					10, 11, 12
A	L/N	60	C1AE 10145-G	1,5,6,7,8, 17				C1AE 10039-D	10,11
8 CYL. 260,289									
A, B	F	42	C4AZ 10145-C	1,7,9,20				C4AZ 10A313-C	18,19,20
A	L/N	40	C3AZ 10145-B	1,7,8,9,20				C2OZ 10039-AA	18,19,20
A	L/N	60	C3AZ 10145-B	1,7,8,9,20				C3AZ 10A313-A	18,19,20
B	L/N	40	C2OZ 10145-S	1,7,8,9,20				C2OZ 10039-AA	18,19,20
B	L/N	60	C2OZ 10145-R	1,7,8,9,20				C2OZ 10039-Z	18,19,20
8 CYL. 352,390									
A(exc. A/C)	F	42	C3SZ 10145-A	7,16,25	C3SZ 10156-C & C5AZ 10A370-C (Spacer)	10,24,26			
A(A/C)	F	42	C4MY 10145-A	7,16,25	C4AZ 10A313-D	1,7,9,28			
A	L/N	40	C2AZ 10145-C	7,8,14,23, 25	C2AZ 10156-A	21		C2AZ 10A313-B	10,14,22
A	L/N	60	C1AE 10145-S	1,6,7,8, 21	C0AZ 10A313-A	27		C1AZ 10A313-A	10,22,27
S(exc. A/C)	F	40,42, 52	C3SZ 10145-A	7,16,26	C3SZ 10156-C & C5AZ 10A370-C (Spacer)	10,24,26			
S(A/C)	F	40,52	C4MY 10145-A	7,16,28	C4AZ 10A313-D	1,7,9,28		C1AZ 10A313-A	10,22,27
8 CYL. 427									
A	F	40	C3MY 10145-A	7,16,25	C3SZ 10156-C	10,24,25, 26			

△ F-Ford, L/N-Leece Neville

* Refer to Hardware listing at end of chart for number shown in this column

YEAR	MODEL	C Y L.	C.I.D.	DESCRIPTION	△ MAKE	AMP.	QTY.	PART NUMBER
10A313 BRACKET - GENERATOR MOUNTING - Refer to Group 10039								
10315 CONNECTOR - ALTERNATOR RECTIFIER								
60	A	6&8	All		L/N	All	2	B8Q 10315-A
10B315 BRACE - ALTERNATOR MOUNTING - Refer to Group 10A313								
YEAR	MODEL	C Y L.	C.I.D.	DESCRIPTION	REGULATOR CATALOG SYMBOL		QTY.	PART NUMBER
10316 REGULATOR ASSY. - ALTERNATOR VOLTAGE - FOR - For Generator Regulator refer to group 10505								
60/61	A	6&8	All	14 volt, 50 amp., 4 terminals- ident. R001 3456-RA & 2700295- use with alternator B8C 10002-B, B8TZ 10346-C, D, F, G, C1AF 10346-A	T3 (Leece Neville)		1	B8TZ 10316-C (GR-365)
60/61	A	6&8	All	14 volt, 60 amp., 4 terminals- ident. R001 3489-RA, 2702393, C2TF 10316-B-use with alternator B8C 10002-B, B8TZ 10346-C, D, F, G, C1AF 10346-A-wiring instructions required when re- placing 4 terminal regulator with 3 terminal regulator are included with replacing part and also shown in T.S.B. No. 10002 dated May 6, 1963	T6 (Leece Neville)		1	*PB8M 10316-A r/b C4TZ 10316-E
60/64	A	6&8	All	14 volt-negative ground, 3 terminals-ident. 3707RA, 3545RA, R001091017, C4TF 10316-E- includes instruction sheet No. 1203-use with alternator B8C 10002-B, B8TZ 10346-C, D, F, G, C1AF 10346-A	T11 (Leece Neville)		1	C4TZ 10316-E
62/64	A, B	"Before 11/8/63"	6&8	All	14 volt, 60 amp., 4 terminals- ident. R001 3591-RA, B9AF 10316-A-use with alternator C2AZ 10346-A, C2TZ 10346-A, B & ammeter	32 (Leece Neville)	1	*C2AZ 10316-A r/b C4TZ 10316-E
62/64	A, B		6&8	All	14 volt, 40/60 amp., 5 terminals- ident. R001 3687-RA, C1TF 10316-C-use with alternator C2AZ 10346-A & warning light	33 (Leece Neville)	1	*C2AZ 10316-B r/b C5AZ 10316-C
63	S	8	390	15 volt, negative ground, 4	34	(Ford)	1	*C3SZ 10316-A
63	A Special (with 4/B, 6/B or 8/B carb.)	8	406.427	terminals-ident. C3TF 10316-B, C3XF 10316-C-use with alternator C3SZ 10346-A, B, C, C3MY 10346-A			1	r/b C3SZ 10316-B
64/	A, B	"From 11/8/63"	8	Exc. 427	14 volt, negative ground, 3 terminals- ident. 3737RA, 3777RA, C5TF 10316-B, D-includes instruction sheet No. 1829-use w/alternator C2AZ 10346-A, C2TZ 10346-A, B, C5TZ 10346-C	42 (Leece Neville)	1	C5TZ 10316-B (GR-362)

YEAR	MODEL	C Y L.	C.I.D.	DESCRIPTION	REGULATOR CATALOG SYMBOL	QTY.	PART NUMBER
10316 REGULATOR ASSY. - ALTERNATOR VOLTAGE - continued - For Generator regulator refer to Group 10505							
64/	A, B, S, X	6&8	All	15 volt, negative ground, 4 terminals-ident. C4TF 10316-B, D, C4UF 10316-A, B, C5AF 10316-A, C5TF 10316-A, C8TF 10316-A use w/alternator C3MY 10346-A, C3SZ 10346-A, B, C4AZ 10346-B, C, C4SZ 10346-A, B, C4TZ 10346-D, C5AZ 10346-A, C5DZ 10346-A, B, C5TZ 10346-A, B, G, H, C6VY 10346-A, C7TZ 10346-B	T10 (Ford)	1 1	C3SZ 10316-B (GR-341)
62/	A, B	6&8	All	14 volt, negative ground, 5 terminals-ident. 3727RA, C5AF 10316-E-includes instruction sheet No. 1837-use with alternator C5AZ 10346-B, C, D	44 (Leece Neville)	1	C5AZ 10316-C
64/	A, B, S, X	6&8	All	Screw-hex., washer head- No. 14-10 x 3/4"		4	42143-S8(U255)
		6&8	All	Screw-hex. washer head- No. 14-10 x 1/2"		1	31497-S8(U254)

YEAR	MODEL	C Y L.	C.I.D.	DESCRIPTION	Δ MAKE	AMP.	QTY.	PART NUMBER
10317 SHIELD - ALTERNATOR SPLASH - Also refer to Group 10170								
64	A, B, X	6&8	144,170, 200,260, 289	Alternator end-neoprene- 5 7/16" O. D.	F	42	1	C4AZ 10317-A
64	A	6	223	Alternator end-neoprene- 5 7/16" O. D.	F	42	1	C4AZ 10317-B
64	A	8	427	Alternator end-neoprene	F	40	1	C3SZ 10317-C
64	A	8	352,390	5 7/16" O. D.	F	42	1	
63/64	S	8	390		F	30,40, 42, 52	1	

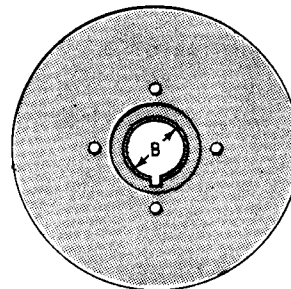
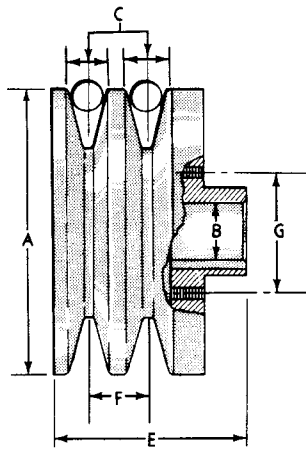
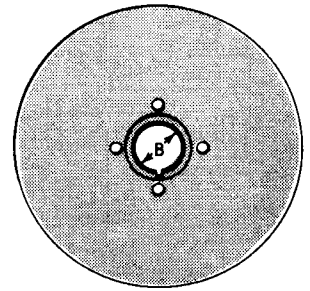
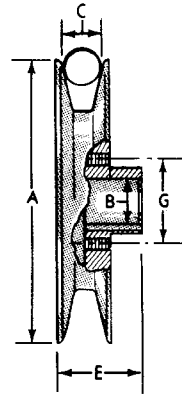
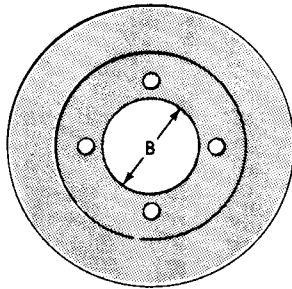
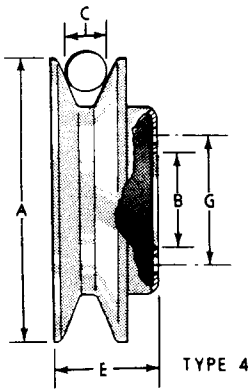
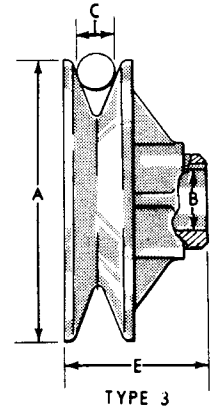
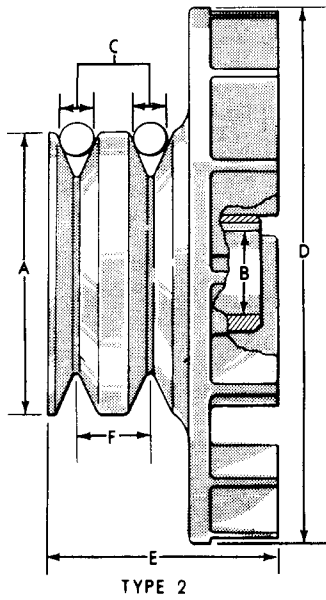
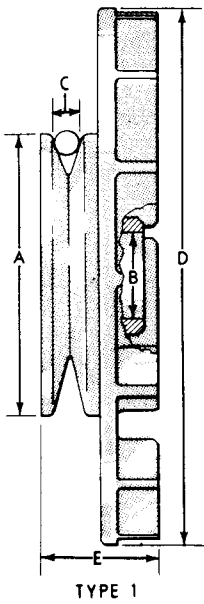
10317 SHIELD KIT - ALTERNATOR SPLASH								
60	A	6&8	All		L/N	All	1	B8TZ 10317-A

10337 BRACKET - ALTERNATOR REGULATOR MOUNTING								
60	A	6&8	All		L/N	All	1	B9C 10337-A
63	S	8	390		F	30, 40	1	C3SZ 10337-A
64	A	6&8	All		L/N	40, 60	1	C4AZ 10337-A
				Screw-hex., washer head- No. 14-10 x 1/2"	L/N	40, 60	3	31497-S8(U254)
64	B	6&8	All		L/N	40, 60	1	C4OZ 10337-A

10A339 WIRE ASSY. - IGNITION SWITCH TO ALTERNATOR REGULATOR								
62	A, B	6&8	All		L/N	40	1	*C2AZ 10A339-A
63	A	6&8	All	Cut 28" from bulk wire	L/N	40, 60	1	
63/64	B			(B6A 14296-C) & add terminals	L/N	40, 60	1	
63/64	A	6&8	All	Cut 60" from bulk wire	F	40	1	
64	A			(B6A 14296-C) & add terminals	L/N	40	1	

10342 BRACKET - ALTERNATOR TOP - Refer to Group 10A313								

Δ F - Ford, L/N - Leece Neville



P-2915

10344 PULLEY - ALTERNATOR

MODEL	IDENTIFICATION	T Y P E	A	B	C	D	E	F	G	△ MAKE	AMP.	PART NUMBER
1960												
6 CYL. 223												
A	54986	6	3.00	.670	.38		2.00	.56	1.34	L/N	All	B8TZ 10344-B
8 CYL. 292												
A	57174	6	3.00	.670	.38		2.09	.64	1.34	L/N	All	★B9AF 10344-A
8 CYL. 352												
A	55886	6	3.00	.670	.38		2.75	1.31	1.34	L/N	All	★B8TZ 10344-D
1961												
6 CYL. 223												
A	57566	6	3.00	.670	.38		1.59	.56	1.34	L/N	All	★C1AF 10344-A
8 CYL. 292, 352, 390												
A	58551	6	3.00	.670	.38		1.67	.64	1.34	L/N	All	★C1AF 10344-C
1962												
6 CYL. 223												
A	59217	6	3.00	.670	.38		1.53	.57	1.34	L/N	60	★C2AZ 10344-B
A	59334	6	2.74	.670	.38		1.48	.57		L/N	40	C2AZ 10344-D
6 CYL. 170												
B	59342	6	3.00	.670	.38		1.75	.65	1.34	L/N	60	C2OZ 10344-A
B	59336	6	2.54	.670	.38		1.57	.65		L/N	40	C2OZ 10344-B
8 CYL. 221, 260												
B	59789	6	3.00	.670	.38		1.61	.65	1.34	L/N	60	C2AZ 10344-A
B	59335	6	2.64	.670	.38		1.31	.65		L/N	40	C2OZ 10344-C
8 CYL. 292, 352, 390												
A	59789	6	3.00	.670	.38		1.61	.65	1.34	L/N	60	C2AZ 10344-A
A	59335	6	2.78	.670	.38		1.57	.64		L/N	40	C2AZ 10344-C
1963												
6 CYL. 170												
B	59342	6	3.00	.670	.38		1.75	.65	1.34	L/N	60	C2OZ 10344-A
B	59336	6	2.54	.670	.38		1.57	.65		L/N	40	C2OZ 10344-B
6 CYL. 223												
A	59217	6	3.00	.670	.38		1.53	.57	1.34	L/N	60	★C2AZ 10344-B
A	59334	6	2.74	.670	.38		1.48	.57		L/N	40	C2AZ 10344-D
8 CYL. 221, 260, 289												
A, B	59789	6	3.00	.670	.38		1.61	.65	1.34	L/N	60	C2AZ 10344-A
A, B	59335	6	2.64	.670	.38		1.31	.65		L/N	40	C2OZ 10344-C
8 CYL. 352, 390, 406, 427												
S(with A/C)	C3SF 10344-A	2	2.92	.667	.38	5.25	2.40	.64		F	40	C3SZ 10344-A (GP-346)
A	59789	6	3.00	.670	.38		1.61	.65	1.34	L/N	60	C2AZ 10344-A
A	59049	6	2.78	.670	.38		1.57	.64		L/N	40	C2AZ 10344-C
A Special	C3SF 10344-B	1	3.02	.667	.38	5.35	1.80			F	40	C3SZ 10344-B
S(exc. A/C)										F	30, 40	
A Special	C3MF 10344-A	1	3.93	.667	.38	5.75	1.76			F	40	C3MY 10344-A (GP-351)
S(exc. A/C)	C5TF 10A352-B,K	6	2.92	.670	.38		1.50	.64		F	42,55	C5TZ 10344-K (GP-472)
1964												
6 CYL. 170, 200												
B(exc. A/C & P/S)	59336	6	2.54	.670	.38		1.57	.65		L/N	40	C2OZ 10344-B
B(exc. A/C & P/S)	59342	6	3.00	.670	.38		1.75	.65	1.34	L/N	60	C2OZ 10344-A
B	C3TF 10344-K	2	2.67	.667	.31	5.38	2.03	.64		F	42	C4TZ 10344-D
6 CYL. 223												
A(exc. A/C & P/S)	59217	6	3.00	.670	.38		1.53	.57	1.34	L/N	60	★C2AZ 10344-B
A(exc. P/S)	59334	6	2.74	.670	.38		1.48	.57		L/N	40	C2AZ 10344-D
A	C3AF 10344-A, C4AF 10344-A	2	2.92	.667	.38	5.38	1.95	.56	1.21	F	42	C4AZ 10344-A
8 CYL. 260, 289												
A(exc. A/C), B	58789	6	3.00	.670	.38		1.61	.65	1.34	L/N	60	C2AZ 10344-A
A, B(dual belt drive exc. A/C)	C3OF 10344-A	2	2.67	.667	.31	5.38	2.69	.64		F	42	C4OZ 10344-A (GP-388)
A(exc. A/C & P/S), B(exc. A/C)	59335	6	2.64	.670	.38		1.31	.65		L/N	40	C2OZ 10344-C

10344 PULLEY - ALTERNATOR - continued

MODEL	IDENTIFICATION	TYPE	1964 - continued										PART NUMBER
			A	B	C	D	E	F	G	△ MAKE	AMP.		
8 CYL. 352, 390													
A(exc. A/C)	58789	6	3.00	.670	.38			1.61	.65	1.34	L/N	60	C2AZ 10344-A
A(dual belt drive exc. A/C)	C3OF 10344-A	2	2.67	.667	.31	5.38		2.69	.64		F	42	C4OZ 10344-A (GP-388)
8 CYL. 427													
A	C3MF 10344-A	1	3.93	.667	.38	5.25	1.76				F	40	C3MY 10344-A (GP-351)

YEAR	MODEL	CYL	C.I.D.	DESCRIPTION	△ MAKE	AMP.	QTY.	PART NUMBER
60/	A, B	6&8	All	Nut-hex. -1/2"-20	L/N	All	1	33943-S8(M36)
60/	A, B			Lockwasher-spring-1/2"	L/N	All	1	34809-S8(X68)
60/	A, B	6&8	All	Key-5/8" x 5/32"	L/N	All	1	74175-S(L7)
10A344 SPACER - ALTERNATOR ROTOR								
60	A	6&8	All	11/16" I.D. x 1 1/16" O.D. x 3/8"	L/N	50	1	B6AZ 10A344-B
61	A	6&8	All	11/16" I.D. x 1 5/8" O.D. x 1/4" thick	L/N	50	1	*C1AF 10A344-A
62/	A, B	6&8	All	11/16" I.D. x 1" O.D. x 5/16"	L/N	40, 53	1	C2AZ 10A344-A

10346 ALTERNATOR APPLICATION CHART

Determine year, model, engine, make of alternator and amperage or identification.

Find service Alternator as well as Voltage Regulator in adjacent column.

Parts are listed in order of Make and Amperage.

(Also see Page 636 for PARTS LISTS instructions and ALTERNATOR IDENTIFICATION CHART)

MODEL	ENGINE		△ MAKE	AMP.	IDENTIFICATION	PARTS LIST SECT. & NO.	SERVICE ALTERNATOR	VOLTAGE REGULATOR	ILLUS. SECT. 100 PAGE
	CYL.	C.I.D.							
1960									
A	8	292,352	L/N	50	B9AF 10300-B, B9MF 10300-A, B, E, B9TF 10300-D, E, F, 90027, 90029, 90030, 90031, 90032, 90035, 90049, 5428-GA	103.1C	B8TZ 10346-F Repl. by B8TZ 10346-G	B8TZ 10316-C (GR-365)	373
A	6&8	223,292, 352	L/N	50	B9TF 10300-G, H, 90017, 90018, 5468-GA	103.1D	B8TZ 10346-G	B8TZ 10316-C (GR-365)	372
A	8	292,352	L/N	50	B9FA 10300-G, H/D B9MF 10300-C, 90028, 90034, 5440-GA	103.1A	B8TZ 10346-C Repl. by B8TZ 10346-D	B8TZ 10316-C (GR-365)	373
A	6&8	223,292, 352	L/N	50	B9FA 10300-B, 90023, H/D 5412-GA	103.1B	B8TZ 10346-D	B8TZ 10316-C (GR-365)	373
1961									
A	6&8	All	L/N	50	C1AF 10300-C, D, 90057, 90097, 5494-AA	103.1E	*C1AF 10346-A Not replaced	B8TZ 10316-C (GR-365)	374

△ F - Ford

L/N - Leece Neville

10346 ALTERNATOR APPLICATION CHART - continued

MODEL	ENGINE		Δ MAKE	AMP.	IDENTIFICATION	PARTS LIST SECT. & NO.	SERVICE ALTERNATOR	VOLTAGE REGULATOR	ILLUS. SECT. 100 PAGE
	CYL.	C.I.D.							
1962									
A, B	6&8	All	L/N	40	C2AF 10300-B, C, C2OF 10300-B, C, 90164, 90165, 90166, 90167, 6000-AC	103.1G	C2AZ 10346-A	C2AZ 10316-B Repl. by C5AZ 10316-C (GR-373)	376
A, B	6&8	All	L/N	60	C1MF 10300-A, C2AF 10300-A, C2OF 10300-D, 90109, 90156, 90157, 2074-AB	103.1F	C2TZ 10346-A Repl. by C2TZ 10346-B	C4TZ 10316-E	375
A, B	6&8	All	L/N	60	C4AF 10300-B, C4MF 10300-A, C4OF 10300-A, 90237, 90238, 90239, 2178-AA	103.1H	C2TZ 10346-B	C4TZ 10316-E	375
1963									
S (exc. A/C)	8	390	F	30	C3SF 10300-C	103.3E	C3SZ 10346-C R/B C3SZ 10346-A	C3SZ 10316-B (GR-341)	378
A (exc. A/C)	8	406	F	40	C3SF 10300-A	103.3D	C3SZ 10346-A (GL-4)	C3SZ 10316-B (GR-341)	378
S	8	390							
A	8	406	F	42	C4TF 10300-AZ	103.4E	C3SZ 10346-E (GL-70)	C3SZ 10316-B (GR-341)	379
A, B	6&8	Exc.427	L/N	40	C2AF 10300-B, C, C2OF 10300-B, C, 90164, 90165, 90166, 90167, 6000-AC	103.1G	C2AZ 10346-A	C2AZ 10316-B Repl. by C5AZ 10316-C (GR-373)	376
A, B	6&8	Exc.427	L/N	60	C1MF 10300-A, C2AF 10300-A C2OF 10300-D, 90109, 90156, 90157, 2074-AB	103.1F	C2TZ 10346-A Repl. by C2TZ 10346-B	C4TZ 10316-E	375
A, B	6&8	Exc.427	L/N	60	C4AF 10300-B, C4MF 10300-A, C4OF 10300-A, 90237, 90238, 90239, 2178-AA	103.1H	C2TZ 10346-B	C4TZ 10316-E	375
1964									
A	8	427	F	40	C3MF 10300-A	103.3E	*C3MY10346-A (GL-23)	C3SZ 10316-B (GR-341)	378
S (exc. A/C)	8	390	F	40	C3SF 10300-A	103.3D	*C3SZ 10346-A (GL-4)	C3SZ 10316-B (GR-341)	378
S (w/A/C & trans. ign.)	8	390	F	40	C3SF 10300-B	103.3D	*C3SZ 10346-B (GL-5)	C3SZ 10316-B (GR-341)	378
B	6	170,200	F	42	C3TF 10300-AF	103.3B	*C4TZ 10346-D (GL-46)	C3SZ 10316-B (GR-341)	378
A	6	223	F	42	C3AF 10300-B, C4AF 10300-A	103.3B	*C4AZ 10346-B R/B C3SZ 10346-E	C3SZ 10316-B (GR-341)	378
A, S	8	352,390	F	42	C4SF 10300-A	103.3B	*C4SZ 10346-A R/B C3SZ 10346-E	C3SZ 10316-B (GR-341)	378
A, B	8	Exc.427	F	42	C3OF 10300-E	103.3B	*C4AZ 10346-C R/B C4AZ 10346-D	C3SZ 10316-B (GR-341)	378
A	8	427	F	42	C4MF 10300-D	103.4F	C3MY10346-B (GL-68)	C3SZ 10316-B (GR-341)	379
S (w/A/C)	8	390	F	52	C4SF 10300-B	103.3C	*C4SZ 10346-B (GL-36)	C3SZ 10316-B (GR-341)	378
A, B	6&8	Exc.427	L/N	40	C2AF 10300-B, C, C2OF 10300-B, C, 90164, 90165, 90166, 90167, 6000-AC	103.1G	C2AZ 10346-A	C4TZ 10316-E (4 terminals- ammeter) or C5TZ 10316-B (3 terminals- ammeter) or *C2AZ 10316-B (warning light)	378

Δ F - Ford L/N - Leece Neville * Includes Pulley

10346 ALTERNATOR APPLICATION CHART - continued

MODEL	ENGINE		△ MAKE	AMP.	IDENTIFICATION	PARTS LIST SECT. & NO.	SERVICE ALTERNATOR	VOLTAGE REGULATOR	ILLUS. SECT. 100 PAGE
	CYL.	C.I.D.							
1964 - continued									
A(exc. A/C)	8	Exc.427	F	42	C4TF 10300-AZ	103.4E	C3SZ 10346-E (GL-70)	C3SZ 10316-B (GR-341)	379
S	8	390	F	55	C4TF 10300-BA, C4SF 10300-B	103.4G	C4SZ 10346-C (GL-72)	C3SZ 10316-B (GR-341)	378
A,B	8	Exc.427	F	42	C4TF 10300-BD	103.3B	C4AZ 10346-D (GL-69)	C3SZ 10316-B (GR-341)	379
A,B	6&8	Exc.427	L/N	60	C1MF 10300-A, C2AF 10300-A, C2OF 10300-D, 90109, 90156, 90157, 2074-AB	103.1F	C2TZ 10346-A Repl. by C2TZ 10346-B	C4TZ 10316-E (4 terminals) or C5TZ 10316-B (GR-362) (3 terminals)	375
A,B	6&8	Exc.427	L/N	60	C4AF 10300-B, C4MF 10300-A, C4OF 10300-A, 90237, 90238, 90239, 2178-AA	103.1H	C2TZ 10346-B	C4TZ 10316-E (4 terminals) or C5TZ 10316-B (GR-362) (3 terminals)	375

YEAR	MODEL	C Y L.	C.I.D.	DESCRIPTION	△ MAKE	AMP.	QTY.	PART NUMBER
------	-------	--------------	--------	-------------	-----------	------	------	-------------

10A352 HUB - ALTERNATOR PULLEY

60	A	6&8	All	Used with single sheave pulley - not replaced(1-69)	L/N	All	1	★B6AZ 10A352-A
----	---	-----	-----	--	-----	-----	---	----------------

YEAR	MODEL	C Y L.	C.I.D.	DESCRIPTION	REGULATOR CATALOG SYMBOL	QTY.	PART NUMBER
------	-------	--------------	--------	-------------	--------------------------------	------	-------------

10505 REGULATOR ASSY. - GENERATOR VOLTAGE - For Alternator Regulator refer to Group 10316

60	A	6&8	All	15 volt,50 amp.-3 terminals-ident C0AF 10505-F, FAY 10505-B-use with generator B6A 10002-D	17 (Bosch)	1	B6A 10505-C (GR-10)
60	A	6&8	All	15 volt,40 amp.-3 terminals-ident. 2700005-use with generator B6A 10002-E, F	20 (Autolite)	1	★B7A 10505-A Repl. by C1TF 10505-D
60	A	6	223	15 volt,40 amp.-3 terminals-ident. C0AF 10505-E-use with gen. B6A 10002-F	27 (Autolite)	1	★C0AF 10505-E Repl. by C1TF 10505-D
60/61	A	6&8	All	15 volt,40 amp.-3 terminals-ident. C0AF 10505-B, 1119630-use with generator C0AF 10002-B	26 (Delco- Remy)	1	C0AF 10505-B (GR-18)
60/62 60/61	A, B, X S	6&8 8	All All	15 volt,30 amp.-3 terminals-ident. 2700015,2900424-use with gen. B6A 10002-A,H, B9A 10002-A, C0DF 10002-C, C0TF 10002-C, C1DF 10002-A, C1TF 10002-A, C1TZ 10002-A	21 (Ford)	1 1	★B7A 10505-B Repl. by C3TZ 10505-B
60	S	8	430	Use with generator B8S 10002-A, PB8M 10002-B		1	
60/62	A	8	352,390, 406	Use with generator B9A 10002-A, C0TF 10002-C		1	
60/62 60/61	A, B, X S	6&8	All	15 volt.30 amp.-3 terminals-ident. C1TF 10505-A, B-use with gen. B6A 10002-A, B9A 10002-A, C0DF 10002-C, C0TF 10002-C, C1DF 10002-A, C1DZ 10002-A, C1TF 10002-A, C1TZ 10002-A	T7 (Ford) (Bosch)	1	★C1TZ 10505-A Repl. by C3TZ 10505-B
60	S	8	430	Use with generator B8S 10002-A, PB8M 10002-B		1	
60/62	A Special (with 4/B or 6/B carb.)	8	352,390, 406	Use with generator B9A 10002-A, C0TF 10002-C, C1TZ 10002-A		1	

△ F - Ford L/N - Leece Neville

YEAR	MODEL	C Y L.	C.I.D.	DESCRIPTION	REGULATOR CATALOG SYMBOL	QTY.	PART NUMBER
10505 REGULATOR ASSY. - GENERATOR VOLTAGE - continued -							
- For Alternator Regulator refer to Group 10316							
60	A (with A/C)	8	All	15 volt,35 amp.-3 terminals-ident.	23 (Ford)	1	*B8E 10505-B
60	S	8	All	2900305-use with generator B8A 10002-A		1	Repl. by C2AZ 10505-B
60	A, S (with A/C)	6&8	All	15 volt,35 amp.-3 terminals-ident.	25 (Ford)	1	*COMF 10505-A
60/62	A	8	All	COMF 10505-A-use with generator		1	Repl. by
60/62	S	8	All	B8A 10002-A, B9FM 10002-A, COAF 10002-A, COAZ 10002-C, COMF 10002-A		1	C2AZ 10505-B
62	S	8	390	Kit-15 volt,35 amp.-includes jumper wire assy.(10A538)-ident. C4PF 10A388-B-use with generator COAZ 10002-C	31 (Ford)	1	C2SZ 10505-B (GR-370)
60/62	A	8	All	15 volt,35 amp.-3 terminals-ident.	40 (Ford)	1	C2AZ 10505-B
60/62	S	8	All	C2AF 10505-B-use with generator		1	
60	A, S (with A/C)	6&8	All	B8A 10002-A, B9FM 10002-A, COAF 10002-A, COAZ 10002-C, COMF 10002-A		1	
60/62	A	8	All	Kit-15 volt,35 amp. - C4PF 10A588-C	(Ford)	1	C2AZ 10505-C (GR-369)
60	A	6&8	All	15 volt,40 amp.-3 terminals-ident.	28 (Autolite)	1	C1TF 10505-D (GR-27)
61/63	A, X	6&8	All	C1TF 10505-D,GR27-use with generator B6A 10002-E, F		1	
62	A	6&8	All	Use with generator B6A 10002-E,F		1	
64	A	6&8	Exc427	Use with generator COAF 10002-B		1	
				Screw-hex. , washer head- No. 14-10 x 1/2"		2	31497-S8(U254)
61	S	8	390	15 volt,40 amp.-3 terminals-ident.	22 (Ford)	1	*B8E 10505-C Repl. by C3TZ 10505-A
61	S	8	390	2700017,2900423-use with gen. B8QH 10002-A, C0TF 10002-B		1	
61	S	8	390	15 volt,40 amp.-3 terminals-ident.	T8 (Ford)	1	*C1TF 10505-C Repl. by C3TZ 10505-A
61	S	8	390	C1TF 10505-C-use with generator B8QH 10002-A, C0TF 10002-B		1	C3TZ 10505-A
61	S	8	390	15 volt,40 amp.-3 terminals- ident. C2TF 10505-A-use with generator B8QH 10002-A, C0TF 10002-B	T9 (Ford)	1	C3TZ 10505-A
62	S	8	390	15 volt,40 amp.-includes jumper wire assy. (10A538)-ident. C2SF 10505-A,B, ED-C2SF 10505-B-use with generator B8QH 10002-A, C0TF 10002-B,C2SZ 10002-A	30 (Ford)	1	C2SZ 10505-A (GR-241)
60/62	X	6	144,170	15 volt,25 amp.-3 terminals-ident.	24 (Ford)	1	*C0DF 10505-A Repl. by C3DZ 10505-A
60/62	X	6	144,170	C0DF 10505-A-use with generator C0DF 10002-C, C1DF 10002-A, C1DZ 10002-A		1	
63/64	X	6	144,170	15 volt,25 amp.-3 terminals-ident.	35 (Ford)	1	C3DZ 10505-A (GR-267)
63/64	X	6	144,170	C2DF 10505-A-use with generator C1DZ 10002-A		1	
63/64	A, B, X	6&8	All	15 volt,30 amp.-3 terminals-ident.	39 (Ford)	1	C3TZ 10505-B (GR-268)
63/64	A, B, S, X	6&8	All	C2AF 10505-A, C2TF 10505-B-		1	
10517 COIL - VOLTAGE REGULATOR VOLTAGE LIMITER SHUNT							
63	A, B, S, X	6&8	All		34	1	C3SZ 10517-A
64/	A, B, S, X	6&8	All		T10	1	C3SZ 10517-B
10A517 ARMATURE - VOLTAGE REGULATOR RELAY							
63/	A, B, S, X	6&8	All		34, T10	1	*C3SZ 10A517-A
10A519 INSULATOR and POST - VOLTAGE REGULATOR VOLTAGE LIMITER							
63	A, B, S, X	6&8	All		34	2	C3SZ 10A519-A
64/	A, B, S, X	6&8	All		T10	2	C3SZ 10A519-B

• Refer to Groups 10316 and 10505 for complete Regulator Identification

YEAR	MODEL	C Y L.	C.I.D.	DESCRIPTION	• REGULATOR CATALOG SYMBOL	QTY.	PART NUMBER
10A521 POST - VOLTAGE REGULATOR RELAY CONTACT							
64/	A, B, S, X	6&8	All		T10	1	C3SZ 10A521-A
10A528 COIL - VOLTAGE REGULATOR RELAY SHUNT							
63/	A, B, S, X	6&8	All		34, T10	1	C3SZ 10A528-A
10A538 WIRING - VOLTAGE REGULATOR JUMPER							
62	S	8	390	Attached with screws	30, 31	1	C2SZ 10A538-B
10A540 CONTACT REPAIR KIT - VOLTAGE REGULATOR LOAD RELAY							
60/62	A, B	6&8	All		T3, T6	1	C2TZ 10A540-A
	Consists of						
	1-★C1AF	10A517-A	Armature assy.	1-★C1AF	10A523-A	Post assy.	
62/64	A, B	6&8	All		32	1	C2TZ 10A540-B
	Consists of						
	1-★C3TF	10A517-A	Armature assy.	1-★C1AF	10A523-A	Post assy.	4 Instruction sheets
10A541 CONTACT REPAIR KIT - VOLTAGE REGULATOR VOLTAGE LIMITER RELAY							
60/62	A, B	6&8	All	Kit	T3, T6	1	C2TZ 10A541-A
	Consists of						
	1-★C1TF	10551-A	Armature assy.	1-★C1TF	10565-A	Carrier assy. -upper	
	1-★C1TF	10608-A	Carrier assy. -lower				
10A542 CONTACT REPAIR KIT - VOLTAGE REGULATOR CURRENT LIMITER							
60/62	A, B	6&8	All	Kit	T3, T6	1	C2TZ 10A542-A
	Consists of						
	1-★C1TF	10A543-A	Armature assy.	1-★C1TF	10565-A	Carrier assy. -upper	
10546 INSULATOR - VOLTAGE REGULATOR BASE UPPER							
64/	A, B, S, X	6&8	All		T10	1	C3SZ 10546-A
10A547 ARM and POINT ASSY. - VOLTAGE REGULATOR VOLTAGE LIMITER							
64/	A, B, S, X	6&8	All		T10	1	C3SZ 10A547-A
10548 TERMINAL - VOLTAGE REGULATOR							
63	A, B, S, X	6&8	All		34	4	C3SZ 10548-A
64/	A, B, S, X	6&8	All		T10	4	C3SZ 10548-B
10A548 LUG - VOLTAGE REGULATOR FRAME							
63/	A, B, S, X	6&8	All		34, T10	1	C3SZ 10A548-A
10551 ARMATURE ASSY. - VOLTAGE REGULATOR							
63/	A, B, S, X	6&8	All	Serviced in assy. -Refer to Group 10316	34, T10		
10A555 COVER - VOLTAGE REGULATOR TERMINAL							
62/64	A, B, X	6&8	All	Plastic-use with Ford regulators		1	C3AZ 10A555-A

• Refer to Groups 10316 and 10505 for complete Regulator Identification

YEAR	MODEL	C Y L.	C.I.D.	DESCRIPTION	REGULATOR CATALOG SYMBOL	QTY.	PART NUMBER
10557 SPRING - VOLTAGE REGULATOR ARMATURE TENSION							
63/	A, B, S, X	6&8	All	5 1/2 coils	34, T10	1	C3SZ 10557-A
63/	A, B, S, X	6&8	All	10 1/2 coils	34, T10	1	C3SZ 10557-B
10A559 RESISTOR - VOLTAGE REGULATOR CONTACT ACTUATING							
64/	A, B, S, X	6&8	All		T10	1	C3SZ 10A559-A
10564 INSULATOR - VOLTAGE REGULATOR TERMINAL							
61/63 64	A, S, X A	6&8 6&8	All Exc 427	.304" wire hole	22,28 28	AR AR	C1VF 10564-A
61/63 64	A, S, X A	6&8 6&8	All Exc 427	.104" wire hole	22,28 28	AR AR	C1VF 10564-B
10A564 COIL - VOLTAGE REGULATOR RELAY							
64/	A, B, S, X	6&8	All		T10	1	C3SZ 10A564-A
10565 POST - VOLTAGE REGULATOR LIMITER CONTACT UPPER							
63/	A, B, S, X	6&8	All		34, T10	1	C3TZ 10565-A
10A565 CORE - VOLTAGE REGULATOR RELAY							
64/	A, B, S, X	6&8	All		T10	1	C3SZ 10A565-A
10570 RESISTOR - VOLTAGE REGULATOR UNIT FIELD							
60/64	A, B, S, X	6&8	All		15,21,22,23	1	B6A 10570-A
60/62	A, S	6&8	All	Regulator ballast-20 ohms-1.67" long-figure 20 stamped on terminal	25	1	B9FL 10570-B
60/62	A, S	6&8	All	70 ohms-1.66" long-figure 70 stamped on terminal	25	1	C0MF 10570-A
63/	A, B, S, X	6&8	All		34, T10	1	C3SZ 10570-A
10576 POINT - VOLTAGE REGULATOR UNIT FIXED CONTACT							
60/62	A, B, S, X	6&8	All	Point surface .107" to shoulder	21	2	B6AZ 10576-A
10578 LUG - VOLTAGE REGULATOR BASE PLATE							
63/	A, B, S, X	6&8	All	Includes 1/4" hole	34, T10	1	C3SZ 10578-A
63/	A, B, S, X	6&8	All	Includes 1/8" hole	34, T10	2	C3SZ 10578-B
10594 RESISTOR - VOLTAGE REGULATOR ABSORBING							
60/62	A, B, S, X	6&8	All		21,22,23	1	B6A 10594-A
60/62	A, S	6&8	All	Regulator unit absorbing-40 ohms-2.22" long-figure 40 stamped on terminal	25	1	B9FL 10594-A
63/	A, B, S, X	6&8	All		34, T10	1	C3SZ 10594-A

* Refer to Groups 10316 and 10505 for complete Regulator Identification

DESCRIPTION AND RESTRICTIONS	PART NUMBER	ALTERNATOR PARTS LISTS												
		A	B	C	D	E	F	G	H	J	K	L	M	
BEARING - FRONT	10A303													
25/32" I.D. x 2 1/32" O.D. x 19/32" wide-ident. 99604 (New Departure) or 304-SZZ (Marlin Rockwell) or 304-NPP (Fafnir)	B9AZ 10A303-A (GE-8)			1	1		1			1				
21/32" I.D. x 1 27/32" O.D. x 9/16" wide-ident. 99603 (New Departure) or 303-SZZ (Marlin Rockwell) or 303-NPP (Fafnir)	C1AF 10A303-A (GE-15)					1								
25/32" I.D. x 1 27/32" O.D. x 9/16" wide-ident. 204-KPP (Fafnir) or 6204-2RS (S. K. F.) or 204-SZZ (Marlin Rockwell) or 99504 (New Departure) or 204-NN (Norma Hoffman) or 99504 (Ahlberg)	B8C 10095-A (GE-5)	1	1											
21/32" I.D. x 1 9/16" O.D. x 15/32" wide-ident. 1203-RR (Federal) or 203-CC (B. C. A.) or 203-KDD (Fafnir)	A8AZ 10094-B (GE-16)									1				
RECTIFIER ASSY.	C2AZ 10304-A (GY-714)									1				
Bolt-carriage-No. 10-24 x 1 3/4"	374932-S7-8 (BB645C)									1				
Bolt-carriage-No. 10-24 x 3/4"	*357211-S8									1				
Nut-hex. -No. 10-24	34053-S8(M156)									2				
Lockwasher-spring-No. 10	34803-S7(X60)									2				
Bolt-carriage-1/4"-20 x 2 1/4"	*23526-S7									1				
Nut-hex. -1/4"-20	33795-S7(M49)									1				
Lockwasher-spring-1/4"	34805-S8(X62)									1				
Washer-flat-1/4" (steel)	44719-S8(X17)									1				
Washer-flat-1/4" (fibre)	*354442-S									1				
BEARING - REAR	10A304													
21/32" I.D. x 15/16" O.D. x 5/8" wide	C3SZ 10A304-A									1				
21/32" I.D. x 1 9/16" O.D. x 15/32" wide-ident. 1203-RR (Federal) or 203-CC (B. C. A.) or 203-KDD (Fafnir)	A8AZ 10094-B (GE-16)			1	1	1	1			1	1			
25/32" I.D. x 1 27/32" O.D. x 9/16" wide-ident. 204-KPP (Fafnir) or 6204-2RS (S. K. F.) or 204-SZZ (Marlin Rockwell) or 99504 (New Departure) or 204-NN (Norma Hoffman) or 99504 (Ahlberg)	B8C 10095-A (GE-5)	1	1											
CLIP - ROTOR	*B8TZ 10319-A	1	1	1	1									
Screw-round head, slotted-No. 8 x 3/8"	*92057-S7	1	1	1	1									
HOLDER and STUD - BRUSH	C2AZ 10320-A									1				
Screw-pan head, cross recess-No. 8-32 x 1/2"	51764-S8(U366)									2				
Nut-hex. -No. 8-32	34052-S7(M155)									2				
Lockwasher-spring-No. 8	34802-S7(X59)									2				
Washer-flat-3/16"	351270-BS(XX72)									2				

FORD CAR PARTS

DESCRIPTION AND RESTRICTIONS	PART NUMBER	ALTERNATOR PARTS LISTS											
		A	B	C	D	E	F	G	H	J	K	L	M
BUSHING - INSULATOR	★B8AZ 10321-B	3	3										
	B8AZ 10321-A			2	2								
	C2AZ 10321-A							6					
RETAINER - FRONT BEARING	B8TZ 10323-B	1	1										
	B8TZ 10323-A			1	1								
	★C1AF 10323-A					1							
	C2TZ 10A355-A						1		1	1			
	Screw-fillister head-No. 8-32 x 1/2"	31061-S8(U50)	3	3	3	3	3						
Lockwasher-spring-No. 8	34802-S7(X59)	3	3	3	3	3							
CAP - DUST	B8TZ 10325-A	1	1	1	1								
COIL - ROTOR	★B8AZ 10327-A	1	1										
RING - ROTOR SLIP	B8AZ 10328-A			1	1								
	C1AF 10328-A					1	1		1	1			
	C2AZ 10328-A							1					
INSULATOR - TERMINAL	10329												
	Approx. 3/32" x 1" x 2 3/4" w/(3) 1/4" sq. holes	B8TZ 10329-A	2	2									
	Inner-1 1/4" x 2 3/4" w/(3) 1/4" sq. holes	C1TF 10329-A			1	1							
	Outer-1" x 2 3/4" w/(3) 1/4" round holes	C1TF 10329-B			1	1							
	3/32" x 1 3/8" x 2 5/16"	★C1AF 10329-A					1	1					
	Outer-approx. 1/2" x 1 1/4" x 2 9/16"	C2TZ 10329-A						1					
	3/16" I.D. x 5/16" O.D. x 1/4" long	C2TZ 10329-B						2		2			
Outer-approx. 5/8" x 1 7/8" x 2 3/4"	C4TZ 10329-A								1	3			
SHAFT - ROTOR	★B8AZ 10330-A	1	1										
HOUSING - FRONT	B8TZ 10333-B (GD-311)	1	1										
	B8TZ 10333-C (GD-312)			1	1								
	★C1AF 10333-A					1							
	C2TZ 10333-A (GD-295)						1		1	1			
	C2AZ 10333-A (GD-294)								1				
Nut-lock-No. 10-32	374935-S(MM169E)								4				
HOUSING - REAR	B8TZ 10334-A (GH-295)	1	1										
	B8TZ 10334-B (GH-296)			1	1								
	★C1AF 10362-A					1							
	C2TZ 10334-A (GH-297)						1						
	C2AZ 10334-A (GH-285)								1				
	C4TZ 10334-A (GH-286)									1			
ROTOR ASSY.	C4TZ 10334-B (GH-306)										1		
	B6AZ 10335-B (GM-333)	1	1										
	B6AZ 10335-A (GM-332)			1	1								
	★C1AF 10335-A					1							
	C2AZ 10335-A								1	1	1		
C5TZ 10335-A								1					

DESCRIPTION AND RESTRICTIONS	PART NUMBER	ALTERNATOR PARTS LISTS												
		A	B	C	D	E	F	G	H	I	J	K	L	M
STATOR ASSY.	B8TZ 10336-A	1	1											
Kit	B8TZ 10336-D										1			
	C1TZ 10A347-A			1	1	1								
	C2TZ 10336-B						1			1				
	C2AZ 10336-A									1				
Bolt-carriage, slotted-1/4"-20 x 1"	*B8C 10211-A			3	3	3								
Bolt-carriage, slotted-1/4"-20 x 1 1/4"	374934-S7-8 (BB648D)						3			3	3			
Lockwasher-internal tooth-1/4"	34940-S7(X88)			3	3		3			3	3			
Lockwasher-spring-1/4"	34805-S8(X62)			3	3		3			3	3			
Nut-hex, -1/4"-20	33795-S7(M49)			3	3		6			6	6			
COVER - BRUSH SPRING	C1AF 10A340-A					1	1			1	1			
JUMPER - BRUSH SPRING TO FIELD TERMINAL	C1AF 10A342-A					2	1			1	1			
BRUSH SET, HOLDER and BRACKET ASSY. - consists of (2) 2701901 brush holders	B8TZ 10347-B			1	1									
Bolt-carriage-No. 10-24 x 1 3/4"	374932-S7-8 (BB645C)			2	2									
Nut-hex, -No. 10-24	34053-S8(M156)			2	2									
Lockwasher-spring-No. 10	34803-S7(X60)			2	2									
Washer-flat-3/16"	372396-S8(XX78)			3	3									
Washer-flat-1/4"	44719-S8(X17)			4	4									
Washer-flat-No. 8	371818-S(XX47)			1	1									
Washer-flat-No. 8	371820-S(XX48)			1	1									
STATOR ASSY.-refer to Group 10336	10A347													
BRUSH SET and SPRING ASSY. - consists of (2) 2701918 brushes	B8TZ 10347-A	1	1			1	1			1				
Consists of (2) C2AF 10332-A brushes	C2AZ 10347-A									1				
HOLDER - BRUSH	*C1AF 10351-A					1								
	C2TZ 10351-A						1			1	1			
Stud-shoulder-No. 10-24 & No. 10-32 x 1 7/8"	374933-S7(WW116)					2	2			2	2			
Nut-hex, -No. 10-32	34079-S7(M163)					2	2			2	2			
Lockwasher-spring-No. 10	34803-S7(X60)					2	2			2	2			
Washer-flat-No. 10	44716-S8(X15)					2	2			2	2			
Nut-hex, -No. 10-24	34053-S8(M156)					4	4			4	4			
Lockwasher-internal tooth-No. 10	34903-S8(X96)					4	4			4	4			
RETAINER - FRONT BEARING - refer to Group 10323	10A355													
HOUSING - REAR -refer to Group 10334	10362													
SPACER - DIODE PLATE	C2AZ 10A363-A									1				
PLATE and DIODE ASSY. - POSITIVE - (Includes instruction sheet)	C2TZ 10373-B						1			1				
	C5TZ 10373-A										1			
Bolt-carriage-5/16"-18 x 2 3/8"	374300-S8(BB647F)						1			1	1			
Lockwasher-spring-5/16"	34806-S7(X64)						1			1	1			
Nut-hex, -5/16"-18	33797-S7(M50)						1			1	1			
Screw-fillister head-No. 8-32 x 1/2"	31061-S8(U50)						1			1	1			
Lockwasher-spring-No. 8	34803-S7(X60)						1			1	1			
Washer-flat-3/16"	*370878-S8						1			1	1			

FORD CAR PARTS

(1960/64 LEECE NEVILLE 50.
50 H/D, 60, 65 AMP.)

DESCRIPTION AND RESTRICTIONS	PART NUMBER	ALTERNATOR PARTS LISTS												
		A	B	C	D	E	F	G	H	J	K	L	M	
DIODE - POSITIVE	C2AZ 10374-A							3						
LEAD - GROUND	C2TZ 10A374-A						1							
COVER - TERMINAL	★C2TZ 10A375-A						1							
Screw & washer-pan head, cross recess- No. 10-32 x 3/8"	50804-S8(U157)						2							
PLATE and DIODE ASSY. -NEGATIVE - (includes instruction sheet)	C2TZ 10377-B						1		1					
	C5TZ 10377-A										1			
Bolt-carriage-1/4"-20 x 1 3/4"	★23496-S7						1		1	1				
Washer-flat-1/4" (steel)	★370458-S						3		3	3				
Lockwasher-spring-1/4"	34805-S8(X62)						1		1	1				
Nut-hex. -1/4"-20	33795-S7(M49)						1		1	1				
Screw-fillister head-No. 8-32 x 1/2"	31061-S8(U50)						1		1	1				
Lockwasher-spring-No. 8	34802-S7(X59)						1		1	1				
Washer-flat-3/16 "	370945-S(XX56)						1		1	1				
DIODE - NEGATIVE	C2AZ 10378-A							3						
CAPACITOR	C2AZ 10A380-A							1						
	C5TZ 10A380-A										1			
BUSHING - RECTIFIER INSULATOR	10A381													
Positive-1/4" I.D. x 3/8" O.D. x 1 9/32" long	C2AZ 10A381-A							1						
Negative-3/16" I.D. x 3/8" square x 11/32" long	C2AZ 10A381-B							1						
	C5TZ 10A381-B										2			
	C5TZ 10A381-A										2			
SPACER - RECTIFIER	C2AZ 10A382-A								1					
BUSHING - INSULATOR	C5TZ 10A383-A										2			
BUSHING - TERMINAL	C2AZ 10390-A								1					
Nut-hex. -No. 8-32	34052-S7(M155)								1					
Lockwasher-spring-No. 8	34802-S7(X59)								1					
Washer-flat-3/16"	351270-BS(XX72)								1					
BOLT - THRU	10A396													
Bolt-hex. head-No. 10-32 x 3"	371790-S2(BB205)	4	4											
Bolt-hex. head-No. 10-32 x 2 9/16"	371889-S(UU39)			3	3									
Bolt-hex. head-No. 10-32 x 3 27/32"	C3TZ 10120-A						3		3	3				
Bolt-hex. head-No. 10-32 x 2 7/16"	376604-S7-8 (BB204E)								4					
Bolt-hex. head-No. 10-32 x 3 3/8"	350752-S200 (BB205D)						3							
Lockwasher-spring-No. 10	34803-S7(X60)	4	4											
Nut-hex. , lock-No. 10-32	373235-S7(MM169)							3		3	3			

DESCRIPTION AND RESTRICTIONS	PART NUMBER	ALTERNATOR PARTS LISTS												
		A	B	C	D	E	F	G	H	J	K	L	M	
BEARING - FRONT 21/32" I.D. x 1 9/16" O.D. x 15/32" wide-ident. 1203-RR (Federal) or 203-CC (B. C. A.) or 203-KDD (Fafnir)	10A303 A8AZ 10094-B	1	1	1	1	1								
BEARING - REAR - 21/32" I.D. x 15/16" O.D. x 5/8" wide	C3SZ 10A304-A	1	1	1	1	1								
RING - ROTOR SLIP	C3SZ 10328-A	1	1	1	1	1								
SHAFT - ROTOR	C3SZ 10330-A C3SZ 10330-B	1	1	1	1		1							
HOUSING - FRONT	C3TZ 10333-A C3SZ 10333-A	1	1	1			1	1						
HOUSING - REAR Includes bearing Less bearing	10334 C3SZ 10334-A C3SZ 10334-B	1	1	1	1	1	1	1						
ROTOR ASSY.	C3SZ 10335-B C3SZ 10335-C	1	1	1	1		1							
STATOR ASSY. Includes coil Includes coil Includes coil Less coil Less coil	10336 C3SZ 10336-A C3SZ 10336-B C4SZ 10336-A C3SZ 10336-C C3SZ 10336-D	1	1		1			1						
BRUSH Less terminal Includes terminal 3/8" x 1/2" with 1/4" hole Includes terminal 11/32" x 1 1/32"	10347 C3SZ 10347-E C3SZ 10347-A C3SZ 10347-C	1	1	1	1	1	1	1						
TERMINAL and BRUSH SET Consists of 1-C3SZ 10347-A Brush assy. 1-C3SZ 10347-C Brush assy.	C3SZ 10347-B	1	1	1	1	1	1							
SPACER and BRUSH KIT Consists of 1-C3SF 10A386-A Spacer & Brush	C3SZ 10347-D	1	1	1	1	1	1							
SPRING - BRUSH	C3SZ 10349-A	1	1	1	1	1	1							
HOLDER - BRUSH	C3SZ 10351-A	2	2	2	2	2	2							

1-C3SZ 10349-A Spring
1-C3SZ 10351-A Holder

1-C3SZ 10347-A Brush assv.

DESCRIPTION AND RESTRICTIONS	PART NUMBER	ALTERNATOR PARTS LISTS												
		A	B	C	D	E	F	G	H	J	K	L	M	
RETAINER - FRONT BEARING Screw-hex, head-No. 10-16 x 3/8"	C3SZ 10A355-A 377999-S8B (BB279F)	1	1	1	1	1								
DISC - DIODE PLATE SOLDER	C3SZ 10A358-A	6	6	6	6	6								
STOP - ROTOR	C3SZ 10A360-A	1	1	1	1	1								
INSULATOR - STATOR END	C3SZ 10A361-A	2	2	2	2	2								
SPACER - DIODE PLATE	C3SZ 10A363-A	3	3	3	3	3								
RING - ROTOR STOP	C3SZ 10370-A	1	1	1	1	1								
PLATE and DIODE ASSY. - POSITIVE	C4AZ 10373-A	1	1	1	1	1								
DIODE - POSITIVE	C3SZ 10374-A C4AZ 10374-A	3		3	3	3								
PLATE and DIODE ASSY. - NEGATIVE Nut-hex, -No. 10-32 Lockwasher - spring-No. 10	C4AZ 10377-A 373235-S7(MM169) 34803-S7(X60)	1	1	1	1	1	4	4	4	4	4	4	4	
PLATE ASSY. - DIODE Positive-includes 1 stud Negative-includes 4 studs	10A377-8 C3SZ 10A377-A C3SZ 10A378-A	1	1	1	1	1	1	1	1	1				
DIODE - NEGATIVE	C3SZ 10378-A C4AZ 10378-A	3		3	3	3								
SLEEVE - TERMINAL SPACER 7/32" I.D. x 3/8" O.D. x 5/16" long 9/32" I.D. x 3/8" O.D. x 29/32" long	10A379 C3SZ 10A379-A C3SZ 10A379-B	2	2	2	2	2	1	1	1	1	1			
TERMINAL - FIELD	C3SZ 10383-A	1	1	1	1	1								
INSULATOR - DIODE PLATE Screw-pan head, cross recess-No. 8-32 x 3/4"	C3SZ 10A383-A 51786-S8(U367)	3	3	3	3	3	3	3	3	3				
STATOR, RECTIFIER and HOUSING ASSY. - (includes instruction sheet No. 814)	C3SZ 10A388-B C4SZ 10A388-A C3SZ 10A388-A	1	1			1								
BOLT - THRU Bolt-hex, head-No. 10-24 x 2 1/8"	10A396 378466-S8B (BB550D)	3	3	3	3	3								

1963/64 FORD 38, 42, 45, 55, 60 AMP.)

DESCRIPTION AND RESTRICTIONS	PART NUMBER	ALTERNATOR PARTS LISTS														
		4 A	THRU	4 M	•A	•B	•C	•D	E	F	G	•H	•J	•K	•L	•M
BOARD KIT - PRINTED CIRCUIT	C5AZ 10B301-B	1	1	1	1	1	1	1	1	1	1	1	1	1	1	1
Consists of																
1-C6AF 10B301-B Board-circuit	4-379607-S or															
6-C5AF 10B306-B Ring-solder	379608-S															
3-C6AF 10B306-A Ring-solder	6-377920-S100															
2-374419-S8 Screw	1-Instruction sheet No. 2112															
Washer-flat-No. 10	★378658-S	1	1	1	1	1	1	1	1	1	1	1	1	1	1	1
BEARING - FRONT	10A303															
21/32" I.D. x 1 9/16" O.D. x 15/32" wide	A8AZ 10094-C	1											1			
21/32" I.D. x 1 9/16" O.D. x 15/32" wide-ident. 1203-RR (Federal) or 203-CC (B. C. A.) or 203-KDD (Fafnir)	A8AZ 10094-B		1	1	1	1	1	1	1	1	1	1	1	1	1	1
	C9ZZ 10094-A															1
BOBBIN - ROTOR COIL	C5TZ 10B303-A	1	1	1	1	1	1	1	1	1	1	1	1	1	1	1
RECTIFIER ASSY.	C5AZ 10304-A	1	1	1	1	1	1	1	1	1	1	1	1	1	1	1
	C9ZZ 10304-A															1
RECTIFIER KIT	C5AZ 10304-B							1	1	1	1	1	1	1	1	1
Consists of																
1-C6TF 10304-A Rectifier assy.	2-374412-S100															
or	2-374419-S8B															
1-C6SF 10304-A Rectifier assy.	Washer Screw															
BEARING - REAR -	C5AZ 10A304-A	1	1	1	1	1	1	1	1	1	1	1	1	1	1	1
21/32" I.D. x 15/16" O.D. x 11/16" wide	C9ZZ 10A304-A															1
HOLDER ASSEMBLY - BRUSH	C8SZ 10320-A														1	
RING - ROTOR SLP	C3SZ 10328-A	1	1	1	1	1	1	1	1	1	1	1	1	1	1	1
INSULATOR - TERMINAL	10329															
1/4" I.D. x 7/8" O.D. x 7/32" thick (battery)	C5AZ 10329-A	1	1	1	1	1	1	1	1	1	1	1	1	1	1	1
Black-9/32" I.D. x 5/8" O.D. x 1/4" thick (stator)	★C5AZ 10329-B	1	1	1	1	1	1	1	1	1	1	1	1	1	1	1
	R/B C5AZ 10A383-D															
White-9/32" I.D. x 5/8" O.D. x 1/4" thick	C5AZ 10329-D	1	1	1	1	1	1	1	1	1	1	1	1	1	1	1
Approx. 1/16" x 3/4" x 1"	C5AZ 10329-C	1	1	1	1	1	1	1	1	1	1	1	1	1	1	1
Washer-flat-No. 10 (fibre)	★378658-S	1	1	1	1	1	1	1	1	1	1	1	1	1	1	1
	C8SZ 10329-A														1	
SHAFT - ROTOR	C5AZ 10330-A	1	1	1	1	1	1	1	1	1	1	1	1	1	1	1
PLATE - CONDUCTOR - POSITIVE	C8SZ 10B330-A														1	
HOUSING - FRONT	C5AZ 10333-A	1	1	1	1	1	1	1	1	1	1	1	1	1	1	1
HOUSING - REAR	10334															
Includes bearing	C5AZ 10334-C	1	1	1	1	1	1	1	1	1	1	1	1	1	1	1
	C8SZ 10334-A														1	
	C9ZZ 10334-A															1
Bolt-hex., washer head-No. 10-24 x 2 1/8"	378466-S100 (BB550D)	3	3	3	3	3	3	3	3	3	3	3	3	3	3	3
ROTOR ASSY.	10335															
Includes stop ring	C5AZ 10335-D		1	1	1	1	1	1	1	1	1	1	1	1	1	1
Includes stop ring	C5DZ 10335-C	1				1	1							1		
Includes stop ring	C6VY 10335-A											1				
STATOR ASSY.	10336															
Includes coil	C5AZ 10336-A	1	1		1	1	1						1			
Includes coil	★C5SZ 10336-A				1											
Includes coil	C6AZ 10336-B				1					1	1			1	1	
Less coil	C6AZ 10336-A									1	1			1	1	
Less coil	C3SZ 10336-C	1	1	1	1	1	1	1	1				1			
Eyelet	★378468-S	3	3	3												

• Not Applicable to 1960/64 Models

DESCRIPTION AND RESTRICTIONS	PART NUMBER	ALTERNATOR PARTS LISTS												
		●A	●B	●C	●D	E	F	G	●H	●J	●K	●L	●M	
BRUSH and TERMINAL - consists of (2) C5AF 10A367-B	C5AZ 10347-A	1	1	1	1	1				1				
Bolt-square head-No. 10-32 x 5/8"	379251-S8B (BB834C)	2	2	2	2	2	2	2		2				
BRUSH and TERMINAL SET	C6VY 10347-A						1	1	1				1	
Consists of: 1-C6VF 10A357-A Brush and Terminal		1-C6VF 10A367-B Brush and Terminal												
Bolt-square head-No. 10-32 x 5/8"	C8SZ 10347-A 379251-S8B (BB834C)									2		1		
SPRING - BRUSH	C5AZ 10349-A	2	2	2	2	2	2	2	2	2	2	2	2	
HOLDER - BRUSH	C5AZ 10351-A	1	1	1	1	1	1	1	1	1	1	1	1	
Bolt-square head-No. 10-32 x 21/32"	379251-S8B (BB834C)	1	1	1	1	1	1	1	1	1	1	1	1	
Nut & washer-hex. -No. 10-32	379618-S8 (MM291E)	1	1	1	1	1	1	1	1	1	1	1	1	
RETAINER - FRONT BEARING	C5AZ 10A355-A	1	1	1	1	1	1	1	1	1	1	1	1	
Screw-hex, head-No. 10-32 x 3/8"	379201-S100 (UU52E)	3	3	3	3	3	3	3	3	3	3	3	3	
STOP - ROTOR	C5AZ 10A360-A	1	1	1	1	1	1	1	1	1	1	1	1	
INSULATOR - STATOR END	C3SZ 10A361-A	2	2	2	2	2	2	2	2	2	2	2	2	
RING - ROTOR STOP	C3SZ 10370-A	1	1	1	1	1	1	1	1	1	1	1	1	
PLATE and DIODE ASSY. - POSITIVE - serviced in assy. -refer to Group 10304	10373													
DIODE - POSITIVE	10374													
11/32" dia. -use with diode plates having pointed diode retainers	*C5AZ 10374-B R/B C5SZ 10374-A	3	3	3	3	3	3	3	3	3	3	3	3	
1/2" dia. -use with diode plates having semi-circular diode retainers	C5SZ 10374-A	3	3	3	3	3	3	3	3	3	3	3	3	
PLATE and DIODE ASSY. - NEGATIVE - serviced in assy. -refer to Group 10304	10377													
PLATE ASSY. - DIODE POSITIVE	C5AZ 10A377-A	1	1	1	1	1	1	1	1	1	1	1	1	
Bolt-swage-1/4"-28 x 15/16"	C9ZZ 10A377-A 378463-S8B (BB839)	1	1	1	1	1	1	1	1	1	1	1	1	
Nut-hex. -1/4"-28	371697-S8(MM52)	1	1	1	1	1	1	1	1	1	1	1	1	
PLATE ASSY. - DIODE NEGATIVE	C5AZ 10A378-A	1	1	1	1	1	1	1	1	1	1	1	1	
Bolt-swage-No. 10-32 x 29/32"	C9ZZ 10A378-A 380056-S8B (BB388F)	1	1	1	1	1	1	1	1	1	1	1	1	
DIODE - NEGATIVE	10378													
11/32" dia. -use w/diode plates having pointed diode retainers	*C5AZ 10378-B R/B C5SZ 10378-A	3	3	3	3	3	3	3	3	3	3	3	3	
1/2" dia. -use w/diode plates having semi- circular diode retainers	C5SZ 10378-A	3	3	3	3	3	3	3	3	3	3	3	3	
INSULATOR KIT - TERMINAL	C5AZ 10A383-D	1	1	1	1	1	1	1	1	1	1	1	1	
Consists of														
(1) C7AF 10A383-A Insulator		(1) C7AF 10329-D Insulator												
INSULATOR - DIODE PLATE	10A383													
9/32" I.D. x 5/8" O.D. x 7/32" thick (battery)	C6AZ 10A383-A	1	1	1	1	1	1	1	1	1	1	1	1	
7/32" I.D. x 17/32" O.D. x 17/32" thick (between circuit board & diode plates)	C5AZ 10A383-C	2	2	2	2	2	2	2	2	2	2	2	2	
KIT - TERMINAL INSULATOR	C9SZ 10A383-A											1		
BOLT - THRU	10A396													
Bolt-hex, head-No. 10-24 x 2 1/8"	378466-S8B (BB550D)	3	3	3	3	3	3	3	3	3	3	3	3	

● Not Applicable to 1960/64 Models

FORD CAR PARTS

YEAR	MODEL	CYL.	C.I.D.	DESCRIPTION	REGULATOR CATALOG SYMBOL	QTY.	PART NUMBER
10608 POST - ALTERNATOR REGULATOR VOLTAGE LIMITER CONTACT LOWER							
63/		6&8	All		34, T10	1	C3SZ 10608-A
10623 GASKET - VOLTAGE REGULATOR COVER TO BASE							
60	A	6&8	All		18	1	B6C 10623-A
60/62	A, B, S, X	6&8	All		21,23	1	51A 10623
63/	A, B, S, X	6&8	All		34, T10	1	C3SZ 10623-A
10632 RESISTOR - VOLTAGE REGULATOR BALLAST							
63	A, S	8	390,406, 427		34	1	C3SZ 10632-A
64/	A, B, S, X	6&8	All		T10	1	C3SZ 10632-B
10641 CORE - VOLTAGE REGULATOR VOLTAGE LIMITER							
64/	A, B, S, X	6&8	All		T10	1	C3SZ 10641-A

10653-5 BATTERY CHART

YEAR	MODEL & DESCRIPTION	AABM GROUP NO.	CASE SIZE (INCHES)			TYPE	AMP.	PLATES	PART NUMBER		
			WIDTH	LENGTH AT TOP	HEIGHT				BASIC	SUFFIX	
										DRY	WET
60/	A, B, S, X (6 & 8 cyl. -all eng.)	21R	6 13/16	8 15/16	8 1/16	Sta-Ful	45	54	SV-21	R	RW
			22FC	6 13/16	9 27/64	8 5/16	Sta-Ful	49	54	SV-22	FC
					Standard	42	54	AL-22	FC	FCW	
		22HF	6 13/16	9 27/64	8 61/64	Sta-Ful	45	54	SV-22	HF	HFW
		24F	6 13/16	10 3/4	8 61/64	Unifill	73	78	HVU-24	F	FW
						Sta-Ful--extra high capacity	65	66	SVH-24	F	FW
					Sta-Ful	55	66	SV-24	F	FW	
					Standard	46	63	AL-24	F	FW	
		27F	6 13/16	12 1/2	9 9/64	Sta-Ful	70	78	SV-27	F	FW
		27HF	6 13/16	12 1/2	9 9/64	Unifill	80	78	HVU-27	HF	HFW
						Sta-Ful	70	66	SV-27	HF70	HF70W
						Sta-Ful	80	78	SV-27	HF80	HF80W
		29HR	6 13/16	13 7/64	9 9/64	Unifill	85	80	HVU-29	HR	HRW
			6	13	9	Sta-Ful	85	90	SV-29	HR	-
		29NF	5 1/2	13	9 3/32	Sta-Ful--extra high capacity	66	78	SVH-29	NF	NFW
						Standard	42	54	AL-29	NF	NFW
						Sta-Ful	55	66	SV-29	NF	NFW

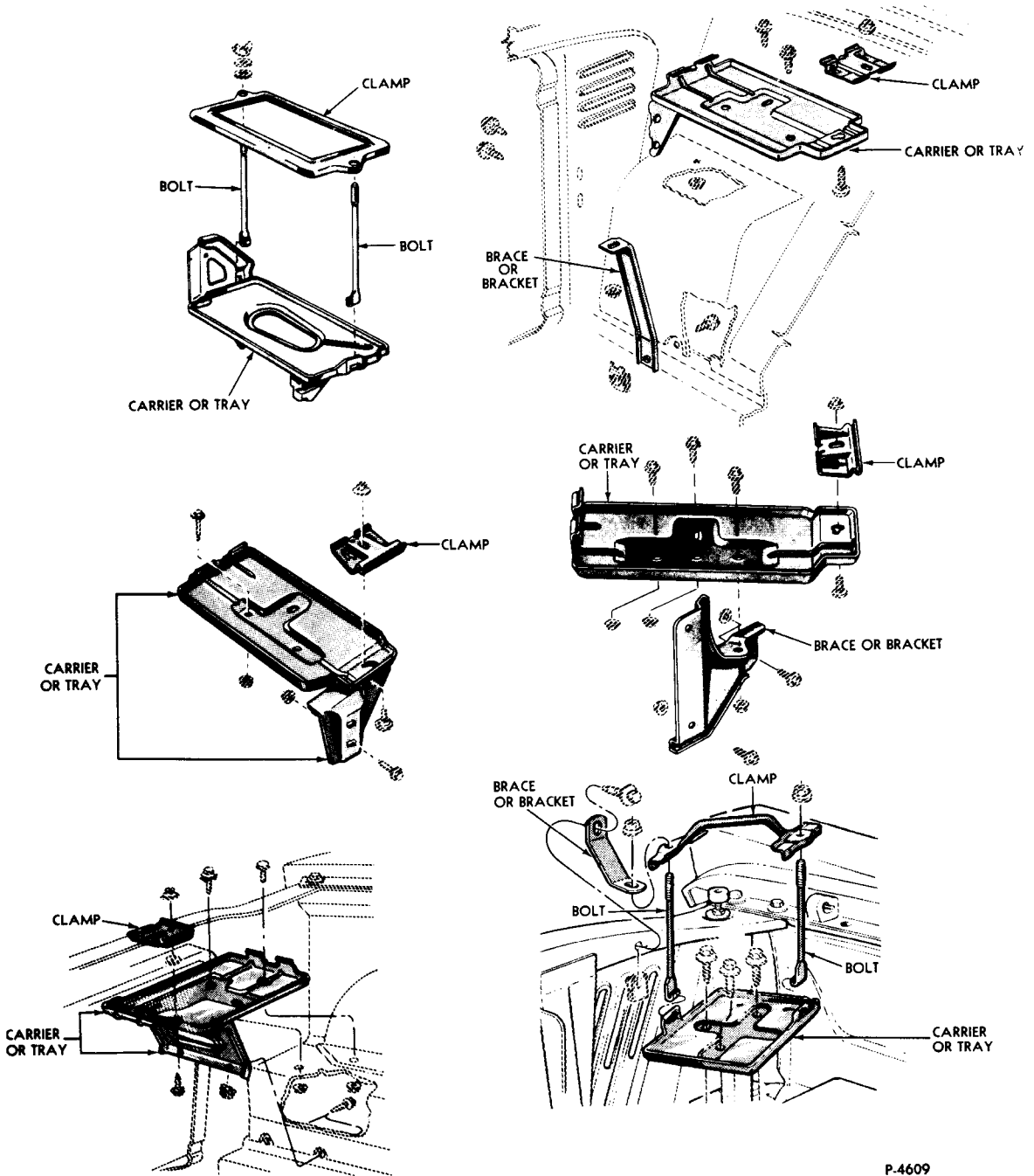
YEAR	MODEL	DESCRIPTION	QTY.	PART NUMBER
10656 ELECTROLYTE - BATTERY				
60/	A, B, S, X	5 gallons in plastic lined container	1	BB 15
60/	A, B, S, X	6 quart container with hose	1	BB 16
10657 HOSE - ELECTROLYTE FILLER				
60/	A, B, S, X	Use with BB-15	1	BB 17
10A665 WIRING - INSTRUMENT CLUSTER AMMETER OR INDICATOR LIGHT				
63	A	Used w/60 amp, Leece Neville alt. & ammeter	1	C3AZ 10A665-B
63	A, S	Ident. C3AB 10A665-C-26 gauge wire 60" long-	1	C3AZ 10A665-C
64/	A, B, X	used with Ford alternator & indicator light	1	
64	A	Ident. C4AB 10A665-A-used with 60 amp. Leece Neville alternator & ammeter	1	C4AZ 10A665-A
64/	A	Nut-hex. -No. 10-32	2	34079-S7-8(M163)
		Lockwasher-external tooth-No. 10	2	34939-S8(X86)
10A691 SUPPORT - BATTERY HOLD DOWN CLAMP BRACKET - Refer to Group 10718				
10A717 WASHER - BATTERY TERMINAL CORROSION ARRESTOR				
60/	A, B, S, X	11/16" I.D. -oil impregnated felt	2	C1AZ 10A717-A
10718 CLAMP - BATTERY HOLD DOWN				
60/	A, B, S, X	Adjustable-from 5 9/16" x 9 3/16" to 7 1/4" x 14 1/4"	1	AOA 10718-A

• Refer to Groups 10316 and 10505 for complete Regulator identification

10718 BATTERY MOUNTING PARTS

Battery mounting parts are listed in chart form following the illustration below. Refer to the illustration to determine the name of the part required. Refer to the chart to select appropriate part number. The chart is listed by year, model and amperage of battery.

Attaching parts such as bolts, nuts, etc., are listed by code number. A listing of the code numbers and their corresponding part numbers and descriptions appears at the end of the chart.



P-4609

10718 BATTERY MOUNTING PARTS										
MODEL	AMP. HRS.	CLAMP—HOLD DOWN			CARRIER or TRAY		BOLT—CLAMP		BRACE or BRACKET	
		PART NUMBER		*NUTS, BOLTS, ETC.	PART NUMBER		*NUTS, BOLTS, ETC.	PART NUMBER		*NUTS, BOLTS, ETC.
1960										
A	All	C5DZ	10718-A	1,5	C0AB	10732-A	5,7			
S	All	A0A	10718-A	2,3	*B8S	10732-A		B6S	10756-A	2,3
X	40	C2DZ	10718-A	1,8, 27,28	C2DZ	10732-A	7,9			C0DB 10769-A 7,9,12
X	55	C5DZ	10718-A	1,8, 27,28	C2DZ	10732-A	7,9			C0DB 10769-A 7,9,12
1961										
A	All	C5DZ	10718-A	1,5	C2SZ	10764-A	2,5,7,10			C1AB 10765-B 5,7
S	All	C5DZ	10718-A	1,5	C2SZ	10764-A	7,11			
X	40	C2DZ	10718-A	1,8, 27,28	C2DZ	10732-A	7,9			C0DB 10769-A 1,7,12
X	55	C5DZ	10718-A	1,8, 27,28	C2DZ	10732-A	7,9			C0DB 10769-A 1,7,12
1962										
A	All	C5DZ	10718-A	2,5,7	C2SZ	10764-A	2,5,7,10			C1AB 10765-B 5,7
B	40	C2DZ	10718-A	5,6,8	C3AZ	10764-C	4,26,27			C2OZ 10732-A 26,27
B	55	C5DZ	10718-A	1,5,8	C3AZ	10764-C	4,26,27			C2OZ 10732-A 26,27
S	All	C5DZ	10718-A	1,5	C2SZ	10764-A	7,8,11, 22			
X	40	C2DZ	10718-A	6,8,9	C2DZ	10732-A	7,9			C0DB 10769-A 7,9,12
X	55	C5DZ	10718-A	6,8,9	C2DZ	10732-A	7,9			C0DB 10769-A 7,9,12
1963										
A(exc. 260, 289)	All	C5DZ	10718-A	1,9	C2SZ	10764-A	2,5,7			C1AB 10765-B 5,7,14, 15
A(260)	40	C2DZ	10718-A	6,8,9	C3AZ	10764-C	2,5,7			C1AB 10765-B 5,7,14, 15
A(260, 289)	55,65	C5DZ	10718-A	6,8,9	C3AZ	10764-C	2,5,7			C1AB 10765-B 5,7,14, 15
B	40	C2DZ	10718-A	5,6,8	C3AZ	10764-C	4,26,27			C2OZ 10732-A 26,27
B	55,65	C5DZ	10718-A	1,5	C3AZ	10764-C	4,26,27			C2OZ 10732-A 26,27
S	All	C5DZ	10718-A	1,9	C2SZ	10764-A	8,11, 17,18			
X(6 cyl.)- "Before 1/7/63"	40	C2DZ	10718-A	6,9,16	C2DZ	10732-A	5,7,17, 18			C0DB 10769-A 5,7,17, 18
X(6 cyl. exc. A/C)- "From 1/7/63"	40	C2DZ	10718-A	6,9,16	C3DZ	10732-G	5,7,17, 18			C0DB 10769-A 5,7,17, 18
X(6 cyl. w/A/C)- "From 1/7/63"	40	C2DZ	10718-A	6,9,16	C3AZ	10764-C	5,7,17, 18			C3DZ 10769-D 5,7,17, 18
X(6 cyl.)- "Before 1/7/63"	55	C5DZ	10718-A	6,9,16	C2DZ	10732-A	5,7,17, 18			C0DB 10769-A 5,7,17, 18
X(6 cyl. exc. A/C)- "From 1/7/63"	55	C5DZ	10718-A	6,9,16	C3DZ	10732-G	5,7,17, 18			C0DB 10769-A 5,7,17, 18
X(6 cyl. w/A/C)- "From 1/7/63"	55	C5DZ	10718-A	6,9,16	C3AZ	10764-C	5,7,17, 18			C3DZ 10769-D 5,7,17, 18
X(8 cyl.)	40	C2DZ	10718-A	6,9,16	C3DZ	10732-G	5,7,17, 18			C0DB 10769-A 5,7,17, 18
X(8 cyl.)	55	C5DZ	10718-A	6,9,16	C3DZ	10732-G	5,7,17, 18			C0DB 10769-A 5,7,17, 18
1964										
A(exc. 289)	All	C5DZ	10718-A	1,5	C2SZ	10764-A	2,5,7, 9,10			C4AZ 10765-A 5,7
A(289)	All	C5DZ	10718-A	1,5	C3AZ	10764-C	2,5,7, 9,10			C4AZ 10765-A 5,7
B	40	C2DZ	10718-A	5,6,8	C3AZ	10764-C	4,26,27			C2OZ 10732-A 26,27
B	55	C5DZ	10718-A	1,5	C3AZ	10764-C	4,26,27			C2OZ 10732-A 26,27
S	All	C5DZ	10718-A	1,9	C2SZ	10764-A	7,8,11, 22,27, 29			
X(6 cyl. w/A/C)	40	C2DZ	10718-A	5,6	C3AZ	10764-C	5,7,17, 18			C3DZ 10769-D 5,7

* Refer to hardware listing at end of chart for number shown in this column

FORD CAR PARTS

SECTION 106

665

10718 BATTERY MOUNTING PARTS - continued

MODEL	AMP. HRS.	CLAMP—HOLD DOWN			CARRIER or TRAY		BOLT—CLAMP		BRACE or BRACKET	
		PART NUMBER	*NUTS, BOLTS, ETC.		PART NUMBER	*NUTS, BOLTS, ETC.	PART NUMBER	*NUTS, BOLTS, ETC.	PART NUMBER	*NUTS, BOLTS, ETC.
1964										
X(6 cyl. exc A/C) X(8 cyl.)	40	C2DZ 10718-A	5,6		C3DZ 10732-G	5,10,12				
X(6 cyl. w/A/C)	55	C5DZ 10718-A	5,6		C3AZ 10764-C	5,7,17, 18			C3DZ 10769-D	5,7
X(6 cyl. exc. A/C) X(8 cyl.)	55	C5DZ 10718-A	5,6		C3DZ 10732-G	5,10,12				

10718 BATTERY MOUNTING PARTS - NUTS, BOLTS, Etc. (Quantity As Required)

CODE NO.	PART NUMBER	DESCRIPTION	CODE NO.	PART NUMBER	DESCRIPTION
1	23409-S7(B26)	Bolt-carriage-5/16"-24 x 1"	12	359952-S2(MM198)	Nut & retainer-5/16"-24
2	44725-S8(X22)	Washer-flat-5/16"	14	33798-S8(M62)	Nut-hex. -5/16"-24
3	45208-S7(M171)	Nut-hex. -5/16"-18	15	44722-S8(X19)	Washer-flat-5/16"
4	34392-S7(M93)	Nut-hex. -5/16"-18	16	*372823-S8	Bolt-round hd., shoulder-1/4"-20 x 1"
5	34393-S7(M98)	Nut-hex. 5/16"-24	17	20387-S8(B157)	Bolt-hex. head-5/16"-24 x 1"
6	352233-S2(BB650)	Bolt-carriage-5/16"-24 x 1 3/4"	18	34906-S8(X98)	Lockwasher-spring-5/16"
7	353483-S2(BB588)	Bolt & lockwasher-hex. head-5/16"-24 x 1 1/8"	22	23438-S8(B4)	Bolt-carriage-5/16"-18 x 1 1/4"
8	353766-S(MM269)	Nut-spring-5/16"	26	20386-S8(B53)	Bolt-hex. head-5/16"-18 x 1"
9	354299-S2(MM156)	Nut-hex. 5/16"-24	27	34956-S7-8(X82)	Lockwasher-external tooth-5/16"
10	355471-S8(BB651)	Bolt-carriage-5/16"-24 x 3/4"	28	33923-S7(M32)	Nut-hex. 5/16"-24
11	359218-S2(MM210)	Nut & retainer-5/16"-24	29	33922-S8(M27)	Nut-hex. 5/16"-18

YEAR	MODEL	DESCRIPTION	QTY.	PART NUMBER
	10729	BRACKET - BATTERY TRAY INNER - Refer to Group 10718		
	10A730	CONNECTOR - VOLTAGE REGULATOR		
63	A, S	Nylon-5/16" x 3/4" x 1 3/4"	AR	C3SZ 10A730-A
64/	A, B, S, X	Nylon	AR	C4TZ 10A730-A
	10732	CARRIER OR TRAY - BATTERY - Refer to Group 10718		
	10741	BRACE - BATTERY HOLD DOWN CLAMP - Refer to Group 10718		
	10756	BOLT - BATTERY CLAMP - Refer to Group 10718		
	10A758	INSULATOR - INSTRUMENT CLUSTER AMMETER		
64/	S		1	C4SZ 10A758-B
	10764	TRAY - BATTERY - Refer to Group 10718		
	10765-9	BRACKET - BATTERY TRAY LOWER SUPPORT - Refer to Group 10718		

* Refer to hardware listing at end of chart for number shown in this column

SECTION 106

FORD CAR PARTS

YEAR	MODEL	DESCRIPTION	QTY.	PART NUMBER
10804 REGULATOR - INSTRUMENT CLUSTER VOLTAGE				
60/	B, X		1	B9MZ 10804-C
60/	A, S		1	
60	X	Screw-round head, slotted-No 6-32 x 1/2"	1	26479-S7-8(U166)
60	X	Lockwasher-external tooth-No. 6	1	34937-S7(X84)
10A820 KIT - BATTERY FILLER CHANNEL COVER				
60/	A, B, S, X	Use on HVU 24-F and HVU 24-FW	1	BB 31
		Use on HVU 27-HF and HVU 27-FW	1	BB 32
		Use on HVU 28-HR and HVU 29-HRW	1	BB 33
10826 COVER - INSTRUMENT CLUSTER FUEL AND TEMPERATURE INDICATOR				
60	S		1	*B8S 10826-A
10838 HOUSING ASSY. - INSTRUMENT CLUSTER				
- A -				
61	A		1	*C1AF 10838-E
63/64	A		1	C3AZ 10838-A
- B -				
62/63	B		1	C3OZ 10838-A
64	B(54A, 62A, 71D)		1	C4OZ 10838-B
64	B(54B, 62B, 65, 71B)		1	C4OZ 10838-A
- S -				
60	S		1	*B8S 10838-A
61	S		1	*C1SF 10838-AP
62/63	S		1	C2SZ 10838-AP
64/	S	Zinc die cast	1	C4SZ 10838-A
		Screw-flat head, cross recess-No. 8-32 x 3/8"	1	51053-S8(U209-H)
- X -				
64	X(54B, 62B, 63, 76)		1	C4DZ 10838-A
64	X (except 54B, 62B, 63, 76)		1	C4DZ 10838-B
10A838 BEZEL - INSTRUMENT CLUSTER LOW FUEL LEVEL WARNING LAMP				
64/	S	Low Fuel	1	C4SZ 10A838-A
10A840 BEZEL - INSTRUMENT PANEL PARKING BRAKE WARNING LAMP				
60/62	A	Includes "BRAKE" lettering and instruction sheet No. 2216	1	C0AZ 10A840-A
63/64	A	Brake-ident. C3AA 10A840-A	1	C3AZ 10A840-A
64/	X		1	
64	B		1	B9FM 10A840-A
63	S(except vacuum door lock)		1	C3SZ 10A840-A
63	S(with vacuum door lock)		1	C3SZ 10A840-B
10B840 RELAY - OIL TEMPERATURE INDICATOR WARNING LAMP				
83/	A (8 cyl. 427)		1	C1TF 10B840-A
		Screw-hex.washer head,tapping-No.10-12 x 1/2"	2	42127-S8(U248C)
10841 HOUSING - INSTRUMENT CLUSTER - Refer to Group 10838				
10A841 LAMP and WIRING ASSY. - INSTRUMENT PANEL PARKING BRAKE WARNING				
61/62	A		1	C1AF 10A841-A
63/64	A	Includes bezel (10A840)-21" long excluding lamp assy. -ident. C4AA 10A841-A	1	C4AZ 10A841-A
64	B	Includes bezel (10A840)-23" long excluding lamp assy. -ident C4OA 10A841-A	1	C4OZ 10A841-A
61/62	S		1	C1SF 10A841-A
63	S(except vacuum door lock)		1	C3SZ 10A841-A
63	S(with vacuum door lock)		1	C3SZ 10A841-B
64/	X	Includes bezel (10A840)-25" long excluding lamp assy. -ident. C4DA 10A841-A	1	C4DZ 10A841-A
10843 PLATE ASSY. - INSTRUMENT CLUSTER BACK - Also refer to Group 10848				
60/61	X		1	*C0DF 10843-D
10844 BEZEL - INSTRUMENT CLUSTER				
60	S		2	B8S 10844-A

FORD CAR PARTS

SECTION 106

667

YEAR	MODEL	DESCRIPTION	QTY.	PART NUMBER
10A845 BEZEL - WARNING LAMP INDICATOR PANEL DOOR OPENING LAMP				
64/	S(w/warning indicator panel)	Door Ajar	1	C4SZ 10A845-A
10847 BRACKET - INSTRUMENT CLUSTER AMMETER MOUNTING				
60/62	A, B	"Before 1/2/62"	1	B9A 10847-A
62/63	A, B	"From 1/2/62"	1	C2AZ 10847-A
64	A, B	Includes 2 brass bushings	1	
		Includes 2 nylon bushings	1	
		Use with 60 amp. alternator	1	
		Lockwasher-spring-No. 10	2	34803-S7(X60)
		Nut-hex. -No. 10-32	2	34079-S7-8(M163)
60/64	A, B	Hang-on ammeter	1	B6AZ 10847-A
		Screw-pan head, slotted-No. 8-32 x 1/2"	1	39040-S8(U136)
		Nut-hex. -No. 8-32	1	34052-S7(M155)
		Lockwasher-external tooth-No. 8	1	34938-S2(X85)
10848 PLATE - INSTRUMENT CLUSTER BACK - Also refer to Group 10843				
63/64	A	Includes filters	1	C3AZ 10848-A
63	B	Includes filters	1	C3OZ 10848-A
64	B	Includes filters	1	C4OZ 10848-A
		Screw-pan head, cross recess-No. 4-24 x 3/8"	1	52536-S8(U-225)
64/	S		1	C4SZ 10848-A
		Screw-hex. head-No. 4-24 x 1/4"	8	★370983-S8
63	X		1	C3DZ 10848-A
64/	X	Includes filters-used only on clusters with charge indicator warning light and oil pressure warning light	1	C4DZ 10848-A
		Screw-pan head, cross recess-No. 4-24 x 3/8"	1	52536-S8(U-225)
10A848 SPRING - INSTRUMENT PANEL PARKING BRAKE WARNING LAMP RETAINING				
60/	S, X		1	B9FM 10A848-A
60/	A, B		1	
10850 AMMETER - INSTRUMENT CLUSTER				
60/61	A	Alternator	1	B9A 10850-A
62/64	A	Use with 60 amp. alternator	1	
62/64	B	Use with 60 amp. alternator	1	B9A 10850-A
64/	S	40 amp.	1	C4SZ 10850-A
10852 BEZEL - INSTRUMENT CLUSTER CONTROL - INNER - Also refer to Group 10A883				
- A -				
60	A	Overdrive	1	C0AF 10852-C
		Top	1	C0AF 10852-A
61	A	Overdrive	1	C0AF 10852-C
		Top	1	C0AF 10852-A
62	A	Air	2	C2AZ 10852-J
		Brake release	1	C2AZ 10852-G
		Lighter	1	C2AZ 10852-L
		Lights	1	C2AZ 10852-H
		Overdrive	1	C0AF 10852-C
		Top	1	C0AF 10852-A
		Wipers	1	C3AZ 10852-G
63	A	Air-use on R. H. side with basic 019A10	2	C2AZ 10852-J
		Brake release	1	C2AZ 10852-G
		Lighter	1	C2AZ 10852-L
		Lights	1	C3AZ 10852-F
		Top	1	C0AF 10852-A
		Wipers	1	C3AZ 10852-G
64	A	"Before 11/8/63"	2	C2AZ 10852-J
		"From 11/8/63"	1	C4AZ 10852-C
		"From 11/8/63"	1	C2AZ 10852-J
		Air-L. H.	1	C2AZ 10852-L
		Lighter	1	C2AZ 10852-L
		"Before 11/8/63"	1	C3AZ 10852-F
		"From 11/8/63"	1	C2AZ 10852-H
		Lights	1	C2AZ 10852-H
		Top	1	C0AF 10852-A
		"Before 11/8/63"	1	C3AZ 10852-G
		"From 11/8/63"	1	C4AZ 10852-B
62/64	A	Washer (seal light around bezel)-1.00" flat-rubber	AR	376032-S(XX266B)
62	A	Washer (seal light around bezel)-.020" nylon-11/16" flat	AR	376529-S(XX221D)

YEAR	MODEL	DESCRIPTION	QTY.	PART NUMBER
10852 BEZEL - INSTRUMENT CLUSTER CONTROL INNER - continued - Also refer to Group 10A883				
- B -				
62	B	Air	1	C2OZ 10852-A
		Lights	1	C1TF 10852-C
		Wipers	1	C1TF 10852-D
63	B	Air	1	C2OZ 10852-A
		Lights	1	C1TF 10852-C
		Wipers	1	C1TF 10852-D
64	B	Air -R, H.	1	C2OZ 10852-A
		Wipers & lights	1	C4OZ 10852-B
- S -				
61/63	S	Air	1	C1SF 10852-A
		Lights & wipers	2	C1SF 10852-B
63	S	Top	1	C3SZ 10852-A
64/	S(76)	For top control-ident. C4SB 15677-A	1	C4SZ 10852-A
- X -				
63	X	Top	1	C3DZ 10852-A
64	X	Lights	1	C4DZ 10852-B
		Wiper	1	C4DZ 10852-A
		"UP-ON"-for top & back window control-ident. C4DB 15677-A	1	C4DZ 10852-D
10853 BEZEL - INSTRUMENT CLUSTER CONTROL OUTER				
60/62	S	Wipers, lights & ignition	3	FAA 10853-A
64/	S	Lights-chrome plated-1 1/4" O.D.	1	C4SZ 10853-A
10A853 LENS - INSTRUMENT PANEL CONTROL IDENTIFICATION				
61/63	S	Lights	1	C1SF 10A853-C
		Wipers	1	C1SF 10A853-D
10A855 COVER - INSTRUMENT CLUSTER HOUSING				
64/	S		1	C4SZ 10A855-A
10A858 HOUSING - INSTRUMENT CLUSTER CONTROL				
64	S	Ident. C4SB 10A858-A, CW, EW, GW, MW-not used with safety package	1	C4SZ 10A858-C
		Ident. C4SB 10A858-B, DW, FW, HW, NW-includes holes for door opening warning & emergency warning equip. -used with standard clock & safety package	1	C4SZ 10A858-D
10A860 PLATE - INSTRUMENT CLUSTER CONTROL MOUNTING - Also refer to Groups 10A886, 11573, 11575				
63	A	R. H.	1	C3AZ 10A860-A
		L. H.	1	C3AZ 10A860-B
64	A	R. H.	1	C4AZ 10A860-D
		L. H.	1	C4AZ 10A860-A
63/64	B	L. H.	1	C3OZ 10A860-A
64/	S	Approx. 2 3/4" x 10 3/4"	1	C4SZ 10A860-C
63	X	L. H.	1	C3DZ 10A860-A
64	X	Refer to Group 10A885-6		
10A860 PLATE - INSTRUMENT CLUSTER IGNITION SWITCH MOUNTING				
64	S		1	C4SZ 10A860-A
10868 SEAL - INSTRUMENT CLUSTER CONTROL OUTER BEZEL				
60	S	Rubber-1 1/2" O. D.	2	* FAA 10868-B
60	S	Rubber-wipers, lights & ignition switch	3	* B5A 10868-A
10B870 FILTER - INSTRUMENT CLUSTER LIGHT				
64	A	R. H.	1	C4MY 10B870-A
		L. H.	2	C4MY 10B870-C
64/	B, X	Serviced in assy. - refer to Group 10848		
10876 BEZEL - INSTRUMENT CLUSTER - Also refer to Group 15009				
63	A		1	C3AZ 10876-A
64	A		1	C4AZ 10876-A

FORD CAR PARTS

SECTION 106

669

YEAR	MODEL	DESCRIPTION	QTY.	PART NUMBER
10883 GAUGE - INSTRUMENT CLUSTER TEMPERATURE				
60	A	Less back plate	1	C0AZ 10883-A
61	A	Less back plate	1	C1AZ 10883-A
62	A	Less back plate	1	C2AZ 10883-A
63	A	Less back plate	1	C3AZ 10883-A
64	A		1	C4AZ 10883-A
60/64	A	Screw-fillister head-No. 8-32 x 1/4"	2	31037-S7(U48)
62	B	Less back plate	1	C2OZ 10883-A
63	B	Less back plate	1	C3OZ 10883-A
64	B		1	C4OZ 10883-A
61/63	S	Included with fuel gauge-refer to Group 9307		
64/	S		1	C4SZ 10883-A
60/62	X	Less back plate	1	C2DZ 10883-A
63	X	Less back plate	1	C3DZ 10883-A
64/	X		1	C5DZ 10883-A
10A883 BEZEL - INSTRUMENT CLUSTER - Also refer to Group 10852				
60/63	X		1	C3DZ 10A883-A
60/63	X	Screw-pan head, cross recess-No. 8-32 x 3/8"	4	50507-S8(U151)
10883 COVER - INSTRUMENT CLUSTER TRIM				
63/64	A		1	C3AZ 10B883-A
		Screw-fill. head, cross recess-No. 6-32 x 1/2"	2	51563-S3(UU219D)
10884 SENDER - WATER TEMPERATURE INDICATOR - ENGINE UNIT				
60/61	A, S	Stamped 233-1/4"-18 pipe thread-1 15/16" long	1	B7A 10884-A
62	A		1	(SW-343)
60/63	A, B, X	"Before 11/15/62" Stamped 250-1/4"-18 pipe thread-1 7/8" long	1	C1AZ 10884-A
62/63	S	"Before 11/15/62"	1	
63/64	A, B, S, X	"From 11/15/62" Stamped 250-1/8"-27 pipe thread-1 5/8" long	1	C3AZ 10884-A
10A885-6 PLATE - INSTRUMENT CLUSTER CONTROL MOUNTING - Also refer to Groups 10A860, 11573, 11575				
60/62	A (6 cyl.)	Choke	1	C0AF 10A885-A
60/62	A	Used with recirculating heater	1	
64	A, B	Refer to Group 10A860		
64	S	Refer to Group 10A860		
63	X	L. H. -refer to Group 10A860		
60/63	X	1 5/16" O. D. -ignition	1	C0DF 10A885-A
64/	X		1	C4DZ 10A885-A
10887 DIAL - INSTRUMENT CLUSTER MAIN				
62	A		1	C2AF 10887-A
63	A		1	C3AZ 10887-A
64	A		1	C4AZ 10887-A
63	B		1	C3OZ 10887-A
64	B		1	C4OZ 10887-A
60/62	X		1	C0DF 10887-A
63	X		1	C3DZ 10887-A
64	X		1	C4DZ 10887-A
10890 MASK - INSTRUMENT CLUSTER - Also refer to Group 10894				
- A -				
63	A		1	C3AZ 10890-A
64	A		1	C4AZ 10890-A
- B -				
63	B		1	C3OZ 10890-A
64	B		1	C4OZ 10890-A
- X -				
63	X		1	C3DZ 10890-C
64/	X	Includes holes for oil pressure warning light and charge indicator warning light	1	C4DZ 10890-A
108890 LENS - INSTRUMENT CLUSTER GAUGE				
63	A	Fuel	1	C3AZ 10B890-B
		Temperature	1	C3AZ 10B890-A
64	A	Fuel	1	C4AZ 10B890-A
		Temperature	1	C4AZ 10B890-B
10891-2 BAFFLE - INSTRUMENT CLUSTER LAMP				
- S -				
64/	S	R. H.	1	C4SZ 10891-A
		L. H.	1	C4SZ 10892-A

YEAR	MODEL	DESCRIPTION	QTY.	PART NUMBER
10894 MASK - INSTRUMENT CLUSTER - Also refer to Group 10890				
60	A		1	*C0AF 10894-B
61	A		1	*C1AF 10894-A
108903 BEZEL - INSTRUMENT CLUSTER CONTROL HOUSING				
64/	S	Chrome plated-ident. C4SB 10B903-A	1	C4SZ 10B903-A
108906 ESCUTCHEON - INSTRUMENT CLUSTER CONTROL HOUSING				
64/	S	Chrome plated-ident. C4SB 10B906-A	1	C4SZ 10B906-A
		Nut-self threading-5/32"	4	378205-S35 (MM288DB)
108908 LENS - INSTRUMENT CLUSTER CONTROL HOUSING				
64/	S	Plastic	2	C4SZ 10B908-A
10911 ADAPTER - WATER TEMPERATURE INDICATOR SENDER - ENGINE UNIT				
60/62	A (8 cyl. 292)	Press in type-29/32" O.D. x 1/2" long with 1/4"-18 pipe thread-use with senders (10884) having 1/4"-18 male ends	1	B7A 10911-A
63/64	A, B, S, X	Screw in type-1/4"-18 external pipe thread x 1/8"-27 internal pipe thread x 13/32" long-use with senders (10884) having 1/8"-27 male ends	1	C3AZ 10911-A
108916 GASKET - INSTRUMENT CLUSTER WARNING INDICATOR LAMP BAFFLE				
64	A	Improvise from rubber	2	
10920 CLIP - INSTRUMENT CLUSTER BEZEL				
61/63	S		3	C1SF 10920-A
108920 BEZEL and LENS - WARNING LAMP INDICATOR PANEL EMERGENCY FLASHER				
64/	S	Flasher	1	C4SZ 10B920-A
108921 SWITCH - OIL TEMPERATURE WARNING - ON OIL FILTER ADAPTER				
63/	A (427)	Ident. AC 308-322-includes instruction sheet No. 1397	1	C3AZ 10B921-B
108923 WIRING - WARNING LAMP INDICATOR PANEL				
64	S (with warning indicator panel)	Used with standard clock, safety package & windshield washers	1	C4SZ 10B923-C
108924 SWITCH ASSY. - CONSOLE PANEL SEAT BELT WARNING INDICATOR LAMP				
64/	S	Includes bulb (13466), lens(10B927) & socket & wiring assy. (10B925) - on console	1	C4SZ 10B924-A
108925 SOCKET and WIRING - CONSOLE PANEL SEAT BELT WARNING INDICATOR LAMP				
64/	S	Ident. C4SB 10B925-A - on console	1	C4SZ 10B925-A
108926 RELAY - CONSOLE PANEL SEAT BELT WARNING INDICATOR LAMP				
64/	S	Ident. C4SB 10B926-A	1	C4SZ 10B926-A
		Screw-hex. washer head-No. 14-10 x 1/2"	2	31497-S8(U254)
10927 TERMINAL - INSTRUMENT CLUSTER FUEL LEVEL INDICATOR				
64/	S	Fuel gauge	2	C4SZ 10927-A
		Oil pressure gauge	2	
		Temperature gauge	2	

FORD CAR PARTS

SECTION 106

671

YEAR	MODEL	DESCRIPTION	QTY.	PART NUMBER
10B927 LENS - CONSOLE PANEL SEAT BELT WARNING INDICATOR LAMP				
64/	S	"FASTEN SEAT BELTS"	1	C4SZ 10B927-A
10B928 BEZEL - CONSOLE PANEL SEAT BELT WARNING INDICATOR LAMP SWITCH				
64/	S	Ident. C4SB 10B928-A-used with seat belts	1	C4SZ 10B928-A
		Nut-self threading-1/8"	2	370713-S100 (MM292)
10A936-7 LENS - INSTRUMENT CLUSTER WARNING LAMP				
- A -				
61	A	"OIL"	1	C1AZ 10A936-A
63	A	"OIL"	1	C3AZ 10A936-A
		"GEN"	1	C3AZ 10A937-A
64	A	Serviced in assy. -refer to Group 10876		
- B -				
64	B	"OIL"-serviced in assy. -refer to Group 9305		
		"GEN"-serviced in assy. -refer to Group 10883		
- S -				
60	S	" OIL "	1	★C0SZ 10A936-A
61/62	S	Serviced in assy. -refer to Group 9307		
63	S	"OIL"	1	C3SZ 10A936-A
		"DIS"	1	C3SZ 10A937-A
64	S	Oil pressure gauge-refer to Group 9273 Ammeter-refer to Group 10850		
- X -				
63	X	"OIL"	1	C3DZ 10A936-A
		"GEN"	1	C3DZ 10A937-A
64	X	Serviced in assy. -refer to Group 10887		
10A948 GASKET - INSTRUMENT CLUSTER				
64/	S	Improvise from foam rubber	1	★
10A958 COVER - INSTRUMENT PANEL LOWER - Also refer to Body Group 04774				
61	A	R. H.	1	★C1AF 10A958-A
10A968 RELAY - WARNING LAMP INDICATOR PANEL LOW FUEL LEVEL LAMP				
64/	S	Ident. C4VF 10A968-B, C5VF 10A968-A, B, C6SF 10A968-A-low fuel level warning	1	C7SZ 10A968-A
64	S	Ignition ballast resistor	1	
10987 MOULDING - INSTRUMENT CLUSTER - Includes attaching parts				
62	A(with padded instrument panel)		1	★C2AF 10987-A
		Screw-pan head, cross recess-No. 6-32 x 3/8"	3	379906-S7-8 (UU87)
10B990 SEAL - INSTRUMENT CLUSTER DOOR OPENING WARNING SWITCH				
64	S		2	C4SZ 10B990-A

HOW TO FIND STARTERS and COMPONENTS

By IDENTIFICATION:

1. Refer to Identification Chart below.
2. Check marking (on starter housing) against Identification numbers.
3. Select and refer to appropriate Parts List Section and Number.
4. If basic number is not known refer to Illustration Page shown, or to Index beginning on Page 609.
5. Select part number shown for affected Parts List. If more than one part number is shown refer to Description and Restrictions for clarification.
6. Quantity of parts shown in columns A, B or C etc.
7. Parts are listed numerically.

By MODEL APPLICATION:

1. Refer to Model Application Chart beginning on next page.
2. Refer to appropriate Year, Model and Engine.

Identification ExampleModel Application Example

C40F 11001-A is listed in Parts List Section 110.2, Column 2C.
1964 Falcon (8 cyl.) uses starter C2OZ 11002-A. Internal parts for this starter are listed in Parts List Section 110.2, Column 2C.

11001-2 STARTER IDENTIFICATION CHART

IDENTIFICATION	MAKE	PARTS LIST SECT. & NO.	TYPE	SERVICE STARTER ASSEMBLY	REPLACED BY	ILLUS. Sec. 110 PAGE
C0DF 11001-A	Ford	110. 2A	12 volt positive engagement	C0DF 11001-A	C2DZ 11002-A	387
C0DF 11001-D	Ford	110. 2A	12 volt positive engagement	C0DF 11001-D	C2DZ 11002-A	387
C2AF 11001-A	Ford	110. 1D	12 volt inertia	C2AZ 11002-A		386
C2AF 11001-B	Ford	110. 1D	12 volt inertia	C2AZ 11002-A		386
C2AF 11001-C	Ford	110. 1D	12 volt inertia	C2AZ 11002-A		386
C2DF 11001-A	Ford	110. 3A	12 volt positive engagement	C2DZ 11002-A		387
C2DF 11001-B	Ford	110. 3A	12 volt positive engagement	C2DZ 11002-A		387
C2DF 11001-C	Ford	110. 3A	12 volt positive engagement	C2DZ 11002-A		387
C2DF 11001-D	Ford	110. 3A	12 volt positive engagement	C2DZ 11002-A		387
C2DF 11001-E	Ford	110. 3A	12 volt positive engagement	C2DZ 11002-A		387
C2DF 11001-F	Ford	110. 3A	12 volt positive engagement	C2DZ 11002-A		387
C2DF 11001-G	Ford	110. 3A	12 volt positive engagement	C2DZ 11002-A		387
C2DF 11001-H	Ford	110. 3A	12 volt positive engagement	C2DZ 11002-A		387
C2OF 11001-A	Ford	110. 2B	12 volt positive engagement	C2OZ 11002-A		387
C2OF 11001-B	Ford	110. 2B	12 volt positive engagement	C2OZ 11002-A		387
C2OF 11001-C	Ford	110. 2B	12 volt positive engagement	C2OZ 11002-A		387
C2OF 11001-D	Ford	110. 2B	12 volt positive engagement	C2OZ 11002-A		387
C2OF 11001-E	Ford	110. 2B	12 volt positive engagement	C2OZ 11002-A		387
C2SF 11001-A	Ford	110. 1E	12 volt inertia	C2SZ 11002-A		386
C2SF 11001-B	Ford	110. 1E	12 volt inertia	C2SZ 11002-A		386
C2SF 11001-C	Ford	110. 1E	12 volt inertia	C2SZ 11002-A		386
C3AF 11001-A	Ford	110. 1D	12 volt inertia	C2AZ 11002-A		386
C3DF 11001-A	Ford	110. 3A	12 volt positive engagement	C2DZ 11002-A		387
C3DF 11001-B	Ford	110. 3A	12 volt positive engagement	C2DZ 11002-A		387
C3DF 11001-D	Ford	110. 3A	12 volt positive engagement	C2DZ 11002-A		387
C3OF 11001-A	Ford	110. 2B	12 volt positive engagement	C2OZ 11002-A		387
C3OF 11001-B	Ford	110. 2D	12 volt positive engagement	C3OZ 11002-B	C3OZ 11002-C	387
C3SF 11001-A	Ford	110. 1E	12 volt inertia	C2SZ 11002-A		386
C4DF 11001-A	Ford	110. 3B	12 volt positive engagement	C2DZ 11002-A		387
C4DF 11001-B	Ford	110. 3B	12 volt positive engagement	C2DZ 11002-A		387
C40F 11001-A	Ford	110. 2C	12 volt positive engagement	C2OZ 11002-A		387
C40F 11001-B	Ford	110. 2E	12 volt positive engagement	C3OZ 11002-B	C3OZ 11002-C	387
C4ZF 11001-A	Ford	110. 2C	12 volt positive engagement	C2OZ 11002-A		387
C5AF 11001-A	Ford	110. 2F	12 volt positive engagement	C3OZ 11002-C		387
C6AF 11001-A	Ford	110. 2L	12 volt positive engagement	C6AZ 11002-A		387
C6VF 11001-A	Ford	110. 2H	12 volt positive engagement	C6VY 11002-A R/B C6AZ 11002-A		387
FAR 11001-A	Ford	110. 1A	12 volt inertia	B6A 11002-A		386
FAY 11001-A	Ford	110. 1B	12 volt inertia	FAY 11002-A		386
2900550	Ford	110. 1C	12 volt inertia	B9S 11002-A	FAY 11002-A	386

11001-2 STARTER APPLICATION CHART

Determine year, model, engine and/or identification. Find service Starter as well as Armature, Brushes, Drive and Bearings in adjacent columns.

(Also see Page 672 of this section for PARTS LIST instructions and STARTER IDENTIFICATION CHART)

MODEL	ENGINE		IDENT.	PARTS LIST SECT. & NO.	SERVICE STARTER ASSEMBLY	STARTER COMPONENTS				BEARING		ILLUS. SECT. 110 PAGE
	CYL.	C.I.D.				ARMATURE	BRUSH SET	DRIVE	F R T.	R E A R		
1960/61												
A	6&8	All	FAR 11001-A	110.1A	B6A 11002-A (SA-519)	B6A 11005-B	18 11057	C1AZ 11350-A	a	b		386
S	8	352	2900550	110.1C	B9S 11002-A R/B FAY 11002-A	B6A 11005-B	18 11057	C1AZ 11350-A	a	b		386
S	8	390, 430	FAY 11001-A	110.1B	FAY 11002-A	B6A 11005-B	18 11057	C1AZ 11350-A	a	b		386
X(S/T)	6	144, 170	C0DF 11001-A	110.2A	C0DF 11001-A R/B C2DZ 11002-A	C0DF 11005-A	C0DZ 11057-B	C2DZ 11350-C	a	d		387
X(F/M)	6	144, 170	C0DF 11001-D	110.2A	C0DF 11001-D R/B C2DZ 11002-A	C0DF 11005-A	C0DZ 11057-B	C2DZ 11350-C	a	d		387
X	6	144, 170	C4DF 11001-A,B	110.3B	C2DZ 11002-A (SA-528)	C4DZ 11005-A	C2DZ 11057-A	C4DZ 11350-B	c	e		387
X	6	144, 170	C2DF 11001-A,C, D,E,F,G,H, C3DF 11001-A,B,D	110.3A	C2DZ 11002-A (SA-528)	C2DZ 11005-A	C2DZ 11057-A	C2DZ 11350-D	c	e		387
1962												
A	6&8	All	C2AF 11001-A,B, C, C3AF 11001-A	110.1D	C2AZ 11002-A (SA-529)	C2AZ 11005-A	18 11057	C2AZ 11350-C	a	f		386
B, X(F/M)	6	144, 170	C0DF 11001-D	110.2A	C0DF 11001-D R/B C2DZ 11002-A	C0DF 11005-A	C0DZ 11057-B	C2DZ 11350-C	a	d		387
B, X	6	144, 170	C4DF 11001-A,B	110.3B	C2DZ 11002-A (SA-528)	C4DZ 11005-A	C2DZ 11057-A	C4DZ 11350-B	c	e		387
B	8	221, 260	C2OF 11001-A,B, C,D,E, C3OF 11001-A	110.2B	C2OZ 11002-A (SA-531)	C2OZ 11005-A	C0DZ 11057-B	C2OZ 11350-B	a	d		387
B	8	221, 260	C4OF 11001-A, C4ZF 11001-A	110.2C	C2OZ 11002-A (SA-531)	C4OZ 11005-A	C0DZ 11057-B	C4OZ 11350-B R/B C6VY 11350-A	a	d		387
S	8	390	C2SF 11001-A,B, C, C3SF 11001-A	110.1E	C2SZ 11002-A (SA-532)	C2AZ 11005-A	18 11057	C2AZ 11350-C	a	f		386
B, X	6	144, 170	C2DF 11001-A,B, C,D,E,F,G,H, C3DF 11001-A,B,D	110.3A	C2DZ 11002-A (SA-528)	C2DZ 11005-A	C2DZ 11057-A	C2DZ 11350-D	c	e		387
1963/64												
A	6&8	Exc. 260, 289	C2AF 11001-A,B, C, C3AF 11001-A	110.1D	C2AZ 11002-A (SA-529)	C2AZ 11005-A	18 11057	C2AZ 11350-C	a	f		386
A, B, X	8	221, 260, 289	C2OF 11001-A,B, C,D,E, C3OF 11001-A	110.2F	C2OZ 11002-A (SA-531)	C2OZ 11005-A	C0DZ 11057-B	C2OZ 11350-B	a	d		387
A, B, X	8	221, 260, 289	C4OF 11001-A, C4ZF 11001-A	110.2C	C2OZ 11002-A (SA-531)	C4OZ 11005-A	C0DZ 11057-B	C4OZ 11350-B R/B C6VY 11350-A	a	d		387
B, X	6	144, 170	C4DF 11001-A,B	110.3B	C2DZ 11002-A (SA-528)	C4DZ 11005-A	C2DZ 11057-A	C4DZ 11350-B	c	e		387
B, X	6	200	C3OF 11001-B	110.2D	C3OZ 11002-B R/B C6VY 11002-A	C2OZ 11005-A	C0DZ 11057-B	C2OZ 11350-B	a	d		387
B, X	6	200	C4OF 11001-B	110.2E	C3OZ 11002-B R/B C6VY 11002-A	C4OZ 11005-A	C0DZ 11057-B	C4OZ 11350-B R/B C6VY 11350-A	a	d		387
B, X	6	200	C5AF 11001-A	110.2F	C3OZ 11002-C (SA-628)	C4OZ 11005-A	C0DZ 11057-B	C4OZ 11350-B R/B C6VY 11350-A	a	d		387
S	8	390	C2SF 11001-A,B, C, C3SF 11001-A	110.1E	C2SZ 11002-A (SA-532)	C2AZ 11005-A	18 11057	C2AZ 11350-C	a	f		386
B, X	6	144, 170	C2DF 11001-A,B, C,D,E,F,G,H, C3DF 11001-A,B,D	110.3A	C2DZ 11002-A (SA-528)	C2DZ 11005-A	C2DZ 11057-A	C2DZ 11350-D	c	e		387
B, X	6	200	C6VF 11001-A	110.2H	C6VY 11002-A R/B C6AZ 11002-A	C6VY 11005-A	C0DZ 11057-B	C6VY 11350-A	a	g		387
B, X	6	200	C6AF 11001-A	110.2L	C6AZ 11002-A (SA-648)	C6VY 11005-A	C0DZ 11057-B	C6VY 11350-A	a	g		387
<p>a - Use 18 11052 b - Use 1CM 11135-A (1 15/32" long) or B9AF 11135-A (23/32" long) g - Use C2DF 11052-A d - Use C0DZ 11135-A e - Use C2DF 11135-A f - Use B9AF 11135-A c - Use C2DF 11052-A</p>												

SECTION 110

FORD CAR PARTS

SEE PAGE 672

for STARTER COMPONENT INFORMATION

YEAR	MODEL	CYL.	C.I.D.	DESCRIPTION	QTY.	PART NUMBER
11001-2 STARTER - ATTACHING PARTS						
60/	A, S	6&8	Exc. 240,260, 289	Bolt-hex.head-5/16"-18 x 1 1/8"	3	352464-S8(BB139)
60/	B, X	6	All	Lockwasher-spring-5/16"	3	34806-S7(X64)
62/	A, B, X	8	221,240, 260,289	Bolt-hex.head-3/8"-16 x 1 1/8"	2	354135-S7-8 (BB155A)
				Lockwasher-spring-3/8"	2	34807-S8(X66)
62/64	A	6&8	All	Bolt-hex.head, shoulder-5/16"-18 x 1 1/8"	3	376245-S7 (BB444M)
11382 SCREW - STARTER MOTOR SPRING TO SHAFT and PINION						
60/	A (with F/M/2)	6&8	All	3/8"-24 x 11/16"-trans. converter tabs to fly wheel	3	B 11382
11388 WIRING - STARTER MOTOR RELAY TO CIRCUIT BREAKER						
60	X(59, 71) (with electric back window) "Before 6/22/60"	6	144	Cut 39" & 49" from bulk wire (B6A 14296-A) and add terminals	1	
60/62	X(59, 71, 78) "From 6/22/60"	6	144,170	Cut 70 1/2" from bulk wire (B6A 14296-A) and add terminals	1	
63	B(71)	6&8	All	Cut 111 1/2" from bulk wire (B6A 14296-A) and add terminals	1	
11450 SWITCH - STARTER MOTOR RELAY - SOLENOID						
60/	A, B, S, X	6&8	All	Ident. 2701966, 2702610, FDR 11450-A, C4AF 11450-A, B, C6AF 11450-A, C7AF 11450-A	1	B6AZ 11450-A (SW-3)
		6&8	All	Bolt-pan head, slotted-1/4"-28 x 5/8"	1	38229-S7-8(U145)
				Nut-hex. -5/16"-24	2	33923-S7(M32)
				Washer-flat-5/16"	2	44722-S8(X19)
				Lockwasher-external tooth-5/16"	2	*34941-S7
				Lockwasher-spring-5/16"	2	34806-S7(X64)
				Screw-hex.head-No. 14-10 x 1/2"	2	*31519-S8
				Nut-hex. -No. 10-32	2	34079-S7(M163)
				Washer-flat-No. 10	2	351256-S7(XX54)
				Lockwasher-spring-No. 10	2	34803-S7(X60)
11572 SWITCH ASSY. - IGNITION						
60	S	8	All		1	B5A 11572-A (SW-270)
60/64	A, B, X	6&8	All		1	C3AZ 11572-A (SW-353)
61/64	S	8	All		1	
60/	A, B, S, X	6&8	All	Nut-hex. -No. 10-32	3	34079-S7(M163)
				Lockwasher-spring-No. 10	3	34803-S7(X60)
11573 PLATE - INSTRUMENT CLUSTER CONTROL MOUNTING - Also Refer to Groups 10A860, 10A886, 11575						
60	S	8	352	R. H.	1	* B8S 11573-A
11A574 SPACER - IGNITION SWITCH BEZEL						
61/62	S	8	390		1	C1SF 11A574-A
63	S	8	390		1	C3SZ 11A574-A
11575 PLATE - INSTRUMENT CLUSTER CONTROL MOUNTING - Also Refer to Groups 10A860, 10A885-6, 11573						
60	S	8	All	L. H.	1	* B8S 11575-A
11A576 SPACER - IGNITION SWITCH						
63	S	8	390	Plastic-beige	1	C3SZ 11A576-A
		8	390	L. H. air control	1	
63	S	8	390	Plastic-rosewood	1	C3SZ 11A576-B
		8	390	L. H. air control	1	
11580 BEZEL - IGNITION SWITCH						
64	A, B, X	6&8	All	Refer to Group 11584		
64	S	8	390		1	C4SZ 11580-B
11581 SPRING - IGNITION SWITCH RETAINING						
60/64	A, B, S, X	6&8	All	Use with C3AZ 11572-A switch	1	1A 11581-B

YEAR	MODEL	CYL.	C.I.D.	DESCRIPTION	QTY.	PART NUMBER
11582 CYLINDER and KEYS - IGNITION SWITCH LOCK						
60/64	A,B,X	6&8	All	Includes instruction sheet No.1287	1	C3AZ 11582-A
61/64	S	8	390		1	(SW-351)
60	S	8	All		1	B9A 11582-A (SW-278)
11584 BEZEL - IGNITION SWITCH						
60	A,X	6&8	All		1	C0AF 11584-A
61/64	A,B,X	6&8	All		1	C3AZ 11584-A
61/63	S	8	390		1	C3SZ 11584-A
64/	S	8	390	Refer to Group 11580		
11A584 SOCKET and WIRING - IGNITION SWITCH LAMP						
63	S	8	390		1	C3SZ 11A584-A
11585 RETAINER - IGNITION SWITCH BEZEL						
60	S	6&8	All	11/16" O.D.	1	B6A 11585-A
11A587 SPACER - IGNITION AMPLIFIER MOUNTING						
63/	A	8	All	Use with transistorized ignition system	1	C3AZ 11A587-A
11A645 ROTOR REPAIR KIT - HEADLAMP SWITCH RHEOSTAT						
62/63	B	6&8	All	Consists of (1) C2AB 11A645-A rotor, (1) C0AF 11A650-A spring, (1) C1DB 11A660-A plate & bushing	1	C2OZ 11A645-A
60/63	X	6	144	Use on switch having round drive plate-service pkg. includes 1-C0AF 11A650-A spring & 1-CODF 11A651-A plate	1	C0DF 11A645-A
62/63	X	6	144,170	Consists of (1) C0DF 11A645-A rheostat, (1) C0AF 11A650-A spring (1) C1DB 11A660-A plate & bushing	1	C2DZ 11A645-A
11A647-8 BLOCK - HEADLAMP SWITCH JUNCTION - Also Refer to Group 14448						
60/63	A	6&8	All		1	C2AZ 11A647-A
60/64	B,X	6&8	All		1	
64	A,S	6&8	All		1	C4VY 11A647-A
61/63	S	8	390		1	C1SF 11A648-A
11650 NUT - HEADLAMP SWITCH						
60/61	A	6&8	All		1	C1AF 11650-A
62/63	A	6&8	All		1	C2AB 11650-A
64	A	6&8	All		1	C4AZ 11650-A
63	B	6&8	All		1	C3OZ 11650-A
64	B	6&8	All		1	C4OZ 11650-A
61/63	S	8	390		1	C1SZ 11650-A
64/	S	8	390		1	C4SZ 11650-A
60/63	X	6	144,170		1	C1DF 11650-A
64	X	6&8	All		1	C4DZ 11650-A
11654 SWITCH - HEADLAMP - ON INSTRUMENT PANEL						
60	A	6&8	All		1	C0AF 11654-C (SW-300)
61/62	A	6&8	All		1	C2AB 11654-A (SW-298)
63	A(except Taxi with roof lamp wiring)	6&8	All		1	C3AZ 11654-D
63	A(Taxi with roof lamp wiring) "Before 10/24/62"	6&8	All		1	(SW-301)
63	A(Taxi with roof lamp wiring) "From 10/24/62"	6&8	All		1	C3AZ 11654-C
64	A(less roof lamp wiring)	6&8	All		1	C4AZ 11654-A (SW-399)
64	A (Taxi-with roof lamp wiring)	6&8	All		1	C4AZ 11654-B

YEAR	MODEL	CYL.	C.I.D.	DESCRIPTION	QTY.	PART NUMBER
11654 SWITCH - HEADLAMP - ON INSTRUMENT PANEL - continued						
62/64	B	6&8	All		1	C2OB 11654-A
60	S(63A)	8	All	12 volt-upper fuse for dome lamp-lower fuse for turn signal	1	B9AF 11654-A (SW-295)
60	S(76A)	8	All		1	B9SF 11654-C (SW-302)
61/63	S	8	390		1	C3SZ 11654-A
64	S	8	390		1	C4VY 11654-A (SW-400)
60/61	X	6	144,170		1	C1DF 11654-A (SW-297)
62/63	X	6&8	All		1	C2DZ 11654-A (SW-303)
64	X	6&8	All		1	C4DZ 11654-A (SW-398)
11661 KNOB and SHAFT ASSY. - HEADLAMP SWITCH						
60	A(except 58E, 59, 64F, 64G, 71H)	6&8	All	Includes aluminum insert	1	C1AF 11661-A
61	A	6&8	All		1	
62	A(except 65B, 71D, 76B)	6&8	All		1	C2AZ 11661-A
63	A	6&8	All	Includes insert	1	C3AZ 11661-A
64	A	6&8	All		1	C4AZ 11661-A
62	B	6&8	All		1	C2OB 11661-B
63	B	6&8	All	Includes insert	1	C3OZ 11661-A
64	B	6&8	All		1	C3OZ 11661-A
60	S	8	All	Includes insert	1	*C0SF 11661-A
61/63	S	8	390		1	C1SF 11661-C
64/	S	8	390		1	C4SZ 11661-A
60/61	X	6	144,170	Includes insert	1	C1DF 11661-A
62	X(except 62C, 64C, 71B)	6	144,170		1	
63	X(54A, 59A, 62A, 66A, 71A, 78A)	6&8	All		1	
62	X(62C, 64C, 71B)	6&8	All	Includes aluminum insert	1	C2DZ 11661-A
63	X(54B, 59B, 62B, 62C, 63, 66B, 71B, 71C, 71D, 76, 78B)	6&8	All		1	
64	X(54A, 54D, 59, 62A, 62D, 66A, 66B, 71A, 71B, 78)	6&8	All	Black-includes insert	1	C4DZ 11661-A
64	X(54B, 62B, 62C, 63, 66H, 71C, 76)	6&8	All	Bright-includes insert	1	C4DZ 11661-B
11A667 LENS - INSTRUMENT PANEL HEADLAMP SWITCH						
64/	S	8	390	Lights	1	C4SZ 11A667-A
11A668 BRACKET - HEADLAMP SWITCH						
64	X	6&8	All		1	C4DZ 11A668-A
11A670 SEAL - HEADLAMP SWITCH						
64/	S	8	390	Sponge rubber	1	C4SZ 11A670-A

DESCRIPTION AND RESTRICTIONS	PART NUMBER	STARTER PARTS LISTS 1A THRU 1M												
		A	B	C	D	E	F	G	H	J	K	L	M	
ARMATURE	B6A 11005-B (SM-256)	1	1	1										
	C2AZ 11005-A (SM-265)				1	1								
WASHER - ARMATURE THRUST	18 11036 (SZ-588)	2	2	2	2	2								
PLATE and BUSHING - BRUSH END	C3AZ 11049-A (SH-149)	1	1	1	1	1								
Dowel - front end plate locating	18 10088	1	1	1	1	1								
BUSHING - BRUSH END PLATE - 5/8" I.D. x 3/4" O.D. x 9/16" long	18 11052 (MC-5)	1	1	1	1	1								
BRUSH-insulated	18 11055	2	2	2	2	2								
BRUSH-non-insulated	18 11056	2	2	2	2	2								
BRUSH SET	18 11057 (SB-2)	1	1	1	1	1								
Consists of 2-18 11055 Brush (insulated) 2-18 11056 Brush (non-insulated)														
Insulator-brush holder rivet	8BA 10048-B	4	4	4	4	4								
Screw-oval head, cross recess-No. 10-32 x 1"	★373946-S100	2	2	2	2	2								
Lockwasher-spring-No. 10	34803-S7(X60)	2	2	2	2	2								
SPRING - BRUSH	B 11059	4	4	4	4	4								
RIVET - BRUSH HOLDER	18 11069	8	8	8										
COIL - FIELD	11083-5													
L. H. -upper	B6TZ 11083-B (SC-355)	1	1	1	1	1								
L. H. -lower	70 11083 (SC-7)	1	1	1	1	1								
R. H. (includes insulated brush)	70 11085 (SC-10)	1	1	1	1	1								
BOLT - THRU	11091													
Bolt-hex. head-1/4"-20 x 6 9/16"	C3AZ 10120-A (GY-740)	2	2	2	2	2								
Lockwasher-internal tooth-1/4"	34905-S7(X97)	2	2	2	2	2								
WASHER - FIELD TERMINAL - 3/8" I.D. (oblong) x 11/16" O.D. x 1/16" thick	B5A 11093-A	1	1	1	1	1								
WASHER - FIELD TERMINAL INSULATING - 11/32" I.D. x 25/32" O.D. x 1/8" thick	18 11094-B	1	1	1	1	1								
WASHER - FIELD TERMINAL SCREW - 11/32" I.D. x 11/16" O.D. x 1/16" thick	B5A 11095-A	1	1	1	1	1								

DESCRIPTION AND RESTRICTIONS	PART NUMBER	STARTER PARTS LISTS 1A THRU 1M												
		A	B	C	D	E	F	G	H	J	K	L	M	
TERMINAL - FIELD - 5/16"-24 thread -5/16"-18 thread	18 11102-B	1	1	1	1	1								
	A9AZ 11102-A (SZ-671)	1	1	1	1	1								
TERMINAL KIT - FIELD	A9A 11102-A (SZ-622)	1	1	1	1	1								
Consists of														
1-B5A 11093-A Washer	1-B5A 11095-A Washer	2-33923-S7		Nut										
1-18 11094-B Washer	1-18 11102-B Terminal	1-34806-S7		Lockwasher										
	1-18 11107-B Bushing													
BUSHING - FIELD TERMINAL INSULATOR	18 11107-B	1	1	1	1	1								
BAND - COVER	BITZ 11126-A	1	1	1	1	1								
Screw-round head, slotted-No. 10-32 x 1 5/8"	27185-S7(U177A)	1	1	1	1	1								
Nut-hex. -No. 10-32	34079-S7(M163)	1	1	1	1	1								
HOUSING and BEARING - DRIVE END	11130													
Not used on 8 cyl. 430 engine	C2AZ 11130-A (SE-75)	1	1	1	1									
HOUSING KIT - DRIVE END	11130													
	C2SZ 11130-B (SE-109)		1	1		1								
Consists of														
1-18 10088 Rivet	1-C3SF 11130-B Housing & Bearing	1-375605-S Screw	1-376245-S8 Bolt											
Dowel-rear end plate	18 10088	1	1	1	1	1								
BUSHING - DRIVE END HOUSING - 5/8" I.D. x 13/16" O.D. x 1 15/32" long	1CM 11135-A (MC-10)	1	1	1										
BEARING - DRIVE END HOUSING - 5/8" I.D. x 13/16" O.D. x 23/32" long	B9AF 11135-A (MC-9)	1	1	1	1	1								
DRIVE ASSEMBLY	C1AZ 11350-A (SD-3)	1	1	1										
	C2AZ 11350-C (SD-132)				1	1								
PIN - DRIVE PINION	52 11365-B (SZ-608)	1	1	1										
	C2AZ 11365-A (SZ-625)				1	1								
SCREW - POLE PIECE	11415													
Screw-flat head, socket-7/16"-14 x 21/32"	68 10044	3	3	3	3	3								

DESCRIPTION AND RESTRICTIONS	PART NUMBER	STARTER PARTS LISTS												
		A	B	C	D	E	F	G	H	J	K	L	M	
SPRING - DRIVE ROLLER BIAS	★B7TZ 11A000-B													
ARMATURE	C0DF 11005-A (SM-261)	1												
	C2OZ 11005-A (SM-266)		1		1									
	C4OZ 11005-A (SM-307)			1		1	1	1		1	1			
	C6VY 11005-A (SM-322)								1			1		
CUP - DRIVE	11A007													
	★372580-S	1												
WASHER - ARMATURE THRUST	11036													
Asbestos-5/8" I.D. x 1 1/4" O.D. x 3/32" thick	C0DZ 11036-A (SZ-628)	1	1	1	1	1	1	1	1	1	1	1	1	
Steel-1/2" I.D. x 23/32" O.D. x 1/32" thick	C6VY 11036-A (SZ-640)								1			1		
PLATE and BUSHING - BRUSH END	C3OZ 11049-A (SH-148)	1	1	1	1	1	1	1	1	1	1	1	1	
BUSHING - BRUSH END PLATE - 5/8" I.D. x 3/4" O.D. x 9/16" long	18 11052 (MC-5)	1	1	1	1	1	1	1	1	1	1	1	1	
BRUSH - non-insulated	18 11056	1	1	1	1	1	1	1	1	1	1	1	1	
BRUSH SET	C0DZ 11057-B (SB-134)	1	1	1	1	1	1	1	1	1	1	1	1	
Consists of														
1-C5AF 11055-A Brush	1-C0DF 11056-B Brush	1-18	11056	Brush	1-25247-S7	Screw								
SPRING - BRUSH	B 11059	4	4	4	4	4	4	4	4	4	4	4	4	
COVER - PLUNGER	C0DZ 11060-C	1	1	1	1	1	1	1	1	1	1	1	1	
	C9AZ 11062-A			2		2	2	2	2	2	2	2	2	
GASKET - PLUNGER COVER	C0DF 11065-A (SZ-591)	1	1	1	1	1	1	1	1	1	1	1	1	
LEVER - DRIVE	C0DF 11067-B (SZ-593)	1	1	1	1	1	1	1	1	1	1	1	1	
Pin-dowel-1/4" x 11/16"	73266-S(N84A)	1	1	1	1	1	1	1	1	1	1	1	1	
INSULATOR - SWITCH	11068													
3/16" I.D. x 3/8" O.D. x 5/32" thick	C2DZ 11068-A	1	1	1	1	1	4	4	4	4	4	4	4	
COIL - FIELD	11082-5													
Complete	C2OZ 11082-B (SC-340)	1	1	1	1	1	1	1		1	1			
Complete	C6VY 11082-A (SC-398)								1			1		
R. H.	C6AZ 11085-A								1	1			1	
L. H.	C0DF 11083-A	1	1	1	1	1	1	1		1	1			
L. H.	C6AZ 11083-A								1			1		
Actuating	C0DZ 11083-A	1	1	1	1	1	1	1		1	1			
Actuating	C6AZ 11083-B								1			1		
Actuating	C2OZ 11083-D			1				1						
Lower	C6AZ 11084-A							1	1			1		
BOLT - THRU	11091													
Bolt-hex. head-1/4"-20 x 6 9/16"	C3AZ 10120-A (GY-740)	2	2	2	2	2	2	2	2	2	2	2	2	
Lockwasher-Internal tooth-1/4"	34905-S7(X97)	2	2	2	2	2	2	2	2	2	2	2	2	
WASHER - FIELD TERMINAL - 3/8" I.D. (oblong) x 11/16" O.D. x 1/16" thick	B5A 11093-A	1	1	1	1	1	1	1	1	1	1	1	1	
WASHER - FIELD TERMINAL INSULATING - 11/32" I.D. x 25/32" O.D. x 1/8" thick	18 11094-B	1	1	1	1	1	1	1	1	1	1	1	1	
WASHER - FIELD TERMINAL SCREW - 11/32" I.D. x 11/16" O.D. x 1/16" thick	B5A 11095-A	1	1	1	1	1	1	1	1	1	1	1	1	
TERMINAL KIT - FIELD	C0DZ 11102-A	1	1	1	1	1	1	1	1	1	1	1	1	
Consists of														
1-B5A 11093-A Washer	1-B5A 11095-A Washer	2-33923-S7	Nut											
1-18 11094-B Washer	1-C0DF 11102-B Terminal	1-34806-S7	Lockwasher											
	1-18 11107-B Bushing													
Terminal Field	C0DZ 11102-B			1			1	1	1	1				

• Not Applicable to 1960/64 Models

DESCRIPTION AND RESTRICTIONS	PART NUMBER	STARTER PARTS LISTS												
		A	B	C	D	E	F	G	H	J	K	L	M	
SPRING - PLUNGER RETURN	C1VF 11103-A (SZ-630)	1	1	1	1	1	1	1	1	1	1	1	1	
SLEEVE - COIL RETAINING	C0DF 11105-A	1	1	1	1	1	1	1	1	1	1	1	1	
FLANGE - COIL RETAINING	C0DF 11106-A	1	1	1	1	1	1	1	1	1	1	1	1	
BUSHING - FIELD TERMINAL INSULATOR	18 11107-B	1	1	1	1	1	1	1	1	1	1	1	1	
BAND - COVER	C2OZ 11126-A	1	1	1	1	1	1	1	1	1	1	1	1	
Screw-fillister head, slotted-1/4"-20 x 1 1/2"	353620-S100(BB18)	1												
Nut-hex. -1/4"-20	34129-S7(M148)	1												
Screw-round head, slotted-No. 10-32 x 1 5/8"	27185-S2(U177A)		1	1	1	1	1	1	1	1	1	1	1	
Nut-hex. -No. 10-32	34079-S7(M163)		1	1	1	1	1	1	1	1	1	1	1	
HOUSING and BUSHING - DRIVE END	C3OZ 11130-E (SE-110)	1			1	1	1			1		1		
	C2OZ 11130-A (SE-73)		1	1										
Screw-drive-No. 6 x 7/32"	375605-S(UU16)		1	1					1	1	1	1		
Washer-flat-7/16"	372583-S(XX168)	1												
HOUSING KIT - DRIVE END	C6AZ 11130-B (SE-114)								1			1		
Consists of 1-★C6VY 11130-A Housing 1-C2DZ 11222-A Ring 1-C2DZ 11223-A Retainer 1-375605-3 Screw														
POINT KIT - CONTACT	11134 C2OZ 11134-B (SZ-641)	1	1	1	1	1	1	1	1	1	1	1	1	
Consists of 1-C2DZ 11068-A Insulator 1-C5OF 11176-A Post 1-39036-S7 Screw 1-C2OF 11116-B Spring 1-C2OZ 11181-A Insulator 1-Instruction sheet No. 830														
BEARING - DRIVE	★B7TZ 11135-A		1	1	1	1	1	1	1	1	1	1	1	
BEARING or BUSHING - DRIVE END HOUSING	11135													
Bushing-15/32" I.D. x 17/32" O.D. x 13/16" long	C0DZ 11135-A (MC-12)	1	1	1	1	1	1	1		1	1			
Bearing-15/32" I.D. x 5/8" O.D. x 3/8" long	C6VY 11135-A (MC-189)								1			1	1	
POST - CONTACT	C2OZ 11176-B		1	1	1	1	1							
ROLLER - DRIVE	★B7TZ 11178-A	4	4	4	4	4	4	4	4	4	4	4		
INSULATOR - SWITCH SPRING	C2OZ 11181-A	1	1	1	1	1	1	1			1			
RING - DRIVE STOP	C2DZ 11222-A (SZ-604)		1	1	1	1	1	1	1	1	1	1	1	
RETAINER - DRIVE STOP RING	C2DZ 11223-A (SZ-605)		1	1	1	1	1	1	1	1	1	1	1	
DRIVE ASSEMBLY - Includes attaching parts	C2DZ 11350-C (SD-163)	1												
	C2OZ 11350-B (SD-166)		1		1									
	C6VY 11350-A			1		1	1	1	1	1	1	1	1	
SPRING - DRIVE	★B7TZ 11375-A			1		1	1	1	1	1	1	1	1	
	★C0DZ 11375-A	1												
	★C0DZ 11375-B		1		1									
BARREL - DRIVE	★C0DZ 11376-A	1												
SCREW - POLE PIECE	11415													
Screw-flat head, socket-7/16"-14 x 21/32"	68 10044	3	3	3	3	3	3	3	3	3	3	3	3	
WASHER - DRIVE SPLIT	★B7TZ 11425-A		2	2	2	2	2	2	2	2	2	2	2	

● Not Applicable to 1960/64 Models

DESCRIPTION AND RESTRICTIONS	PART NUMBER	STARTER PARTS LISTS 3A THRU 3M												
		A	B	●C	●D	●E	F	G	H	J	K	L	M	
SPRING - DRIVE ROLLER BIAS	★B7TZ 11A000-B	4	4	4	4	4								
ARAMATURE	C2DZ 11005-A (SM-264)	1												
	C4DZ 11005-A (SM-306)		1	1	1	1								
WASHER - ARMATURE THRUST - Leather-5/8" I.D. x 1 1/8" O.D. x 3/32" thick	C2DF 11036-A (SZ-626)	1	1	1	1	1								
PLATE and BUSHING - BRUSH END	C3DZ 11049-A (SH-150)	1	1	1	1	1								
BUSHING - BRUSH END PLATE	C2DF 11052-A (MC-93)	1	1	1	1	1								
BRUSH	11056													
Ground	C2DF 11056-A	1	1	1	1	1								
Ground	C2DZ 11056-C	1	1	1	1	1								
Insulated	C2DZ 11056-B	1	1	1	1	1								
BRUSH SET	C2DZ 11057-A (SB-97)	1	1	1	1	1								
Consists of														
1-C2DF 11056-A	Brush-ground	1-C2DZ 11056-C	Brush-ground	1-25247-S7	Screw									
1-C2DZ 11056-B	Brush-insulated											1-Instruction sheet No. 716		
SPRING - BRUSH	C2DZ 11059-A	4	4	4	4	4								
COVER - PLUNGER	C2DF 11060-A	1	1	1	1	1								
INSULATOR - BRUSH HOLDER	C2DF 11062-A	2	2	2	2	2								
GASKET - PLUNGER COVER	C2DF 11065-A (SZ-592)	1	1	1	1	1								
LEVER - DRIVE	C2DF 11067-A	1	1	1	1	1								
INSULATOR - SWITCH - 3/16" I.D. x 3/8" O.D. x 5/32" thick	C2DZ 11068-A	1	1	1	1	1								
Screw-pan head, cross recess-No. 5-40 x 1/2"	373805-S7-8 (B13636C)	1	1	1	1	1								
Nut-hex. -No. 5-40	373804-S7-8 (MM151C)	1	1	1	1	1								
COIL - FIELD - COMPLETE	C2DZ 11082-C (SC-348)	1	1	1	1	1								
BOLT - THRU - hex. head-1/4"-20 x 5 9/16"	C2DF 11091-A	2	2	2	2	2								
WASHER - FIELD TERMINAL - 3/8" I.D. (oblong) x 5/8" O.D. x 3/64" thick	C2DZ 11093-A	1	1	1										
WASHER - FIELD TERMINAL INSULATING - 11/32" I.D. x 25/32" O.D. x 1/8" thick	18 11094-B	1	1	1										
WASHER - FIELD TERMINAL SCREW - 11/32" I.D. x 11/16" O.D. x 1/16" thick	B5A 11095-A	1	1	1										
TERMINAL - FIELD	C2DZ 11102-B	1	1	1										

● Not Applicable to 1960/64 Models

DESCRIPTION AND RESTRICTIONS	PART NUMBER	STARTER PARTS LISTS															
		A	B	C	D	E	F	G	H	J	K	L	M				
TERMINAL KIT - FIELD Consists of	C6DZ 11102-B	1	1														
1-C2DZ 11093-A Washer	*1-B5A 11095-A Washer	1-C2DZ 11107-A Insulator															
1-18 11094-B Washer	*1-7RA 11095 Washer	1-33922-S36 Nut															
	1-C7AF 11102-A Terminal	1-381561-S36 Nut & washer															
SPRING - PLUNGER RETURN	C2DF 11103-A (SZ-629)	1	1	1	1	1											
SLEEVE - COIL RETAINING	C2DF 11105-A	1	1	1	1	1											
FLANGE - COIL RETAINING	C2DF 11106-A	1	1	1	1	1											
BUSHING - FIELD TERMINAL INSULATOR	C2DZ 11107-A	1	1	1													
BAND - COVER	C2DF 11126-A	1	1	1	1	1											
Screw-round head, slotted-No. 10-32 x 1 5/8"	27185-S7(U177A)	1	1	1	1	1											
Nut-hex. -No. 10-32	34079-S7(M163)	1	1	1	1	1											
HOUSING and BUSHING - DRIVE END	C2DZ 11130-A (SE-72)	1	1			1											
	C6AZ 11130-A (SE-125)					1				1							
POINT KIT - CONTACT	C2DZ 11134-A (SZ-601)	1	1	1	1	1											
Consists of																	
1-C2DF 11068-A Insulator	1-C2DZ 11176-B Post	1-39031-S7 Screw															
1-C2DF 11116-B Spring	1-C2DF 11181-A Insulator																
BEARING - DRIVE END HOUSING 15/32" I.D. x 17/32" O.D. x 5/8" long	C2DF 11135-A (MC-113)	1	1	1	1	1											
BEARING - DRIVE	C6DZ 11135-B	1	1	1	1	1											
ROLLER - DRIVE	*B7TZ 11178-A	4	4	4	4	4											
INSULATOR - SWITCH SPRING	C2DF 11181-A	1	1	1	1	1											
RING - DRIVE STOP	C2DZ 11222-A (SZ-604)	1	1	1	1	1											
RETAINER - DRIVE STOP RING	C2DZ 11223-A (SZ-605)	1	1	1	1	1											
DRIVE ASSEMBLY - includes attaching parts	C2DZ 11350-D (SD-169)	1															
	C4DZ 11350-B (SD-165)		1	1	1	1											
SPRING - DRIVE	*C6DZ 11375-C	1	1	1	1	1											
BARREL - DRIVE	*C6DZ 11376-B	1	1	1	1	1											
SCREW - POLE PIECE - flat head, socket -7/16"-14 x 15/32"	C2DF 11415-A	3	3	3	3	3											
WASHER - DRIVE SPLIT	*B7TZ 11425-A	2	2	2	2	2											
INSULATOR - FRONT END PLATE	C2DZ 11431-A	4	4	4	4	4											

● Not Applicable to 1960/64 Models

* Alternate

HOW TO FIND DISTRIBUTORS and COMPONENTS

To find Distributor (other than Calibration) Parts:

(Calibration Parts are listed by Code Number on Page 687.

By IDENTIFICATION:

1. Refer to Identification Chart below.
2. Check marking (on distributor) against identification numbers.

By MODEL APPLICATION:

1. Refer to Model Application Chart beginning on Page 688 .
2. Refer to appropriate Engine, Year and Model.

3. Select and refer to appropriate Parts List Section and Number.
4. If basic number is not known refer to illustration page shown, or to Index on page 609
5. Select part number shown from appropriate Parts List. If more than one part number is shown, refer to Description and Restrictions for clarification.
6. Quantity of parts shown in columns A, B, C etc.
7. Part numbers are listed numerically.

Identification Example: C3OF 12127-A is listed in Parts List Section 120.4, Column B. Calibration parts are listed by code number on page 687, (Cam-basic 12210, Springs-basic 12191-2 and Stop-basic 12202) are listed by Code Number etc.

Model Application Example: For an 8 cyl. 390 engine on a 1963 Ford use distributor C3AZ 12127-AH (identified C3AF 12127-AH), Internal parts for this distributor are listed in Parts List Section 120.4, Column R.

DISTRIBUTOR IDENTIFICATION CHART

IDENTIFICATION	PARTS LIST SECTION & NUMBER	SERVICE REPLACEMENT DISTRIBUTOR	AUTOLITE SALES NUMBER	DISTRIBUTOR COMPONENTS					ILLUS. SEC. 120 PAGE
				CAM	SPRINGS			STOP	
					PRI-MARY	SECOND-ARY	VAC-UUM		
FET 12127-C	120.1F	★B8A 12127-M r/b C2AZ 12127-J			207	213			391
B9MF 12127-B	120.4W	★B9MF 12127-B		101	222	221	217	2	392
C0AF 12127-A	120.4K	★C0AF 12127-A		101	220	223	216	1	392
C0AF 12127-B	120.4M	★C0AF 12127-B		101	209		217	5	392
C0AF 12127-D	120.4M	★C0AF 12127-D		101	221		217	3	392
C0AF 12127-E	120.4M	★C0AF 12127-E		101	220	222	217	2	392
C0AF 12127-F	120.1H	★C0AF 12127-F			207		224		391
C0AF 12127-G	120.1G	★C0AF 12127-G			207	213			391
C0AF 12127-H	120.3D	★C0AF 12127-H		104	209	203			393
C0AF 12127-J	120.4N	★C0AF 12127-J		102	209	203			392
C0AF 12127-K	120.3E	★C0AF 12127-K		104	222	203			393
C0DF 12127-A	120.1A	★C0DF 12127-A			226	226			390
C0DF 12127-B	120.1A	★C0DF 12127-B			207	213			390
C0LF 12127-A	120.	★C0LF 12127-A		101					
C1AF 12127-D	120.1H	★C1AF 12127-D			207		224		391
C1AF 12127-E	120.1K	★C1AZ 12127-A			211	226			391
C1AF 12127-F	120.1G	★C2AZ 12127-C			207	213			391
C1DF 12127-B	120.1A	★C1DF 12127-B			226	208			390
C1DF 12127-C	120.1A	★C1DF 12127-C			226	207			390
C1DF 12127-F	120.1A	★C1DZ 12127-A			207	213			390
C1GF 12127-A	120.1A	★C1DZ 12127-B			226	208			390
C1SF 12127-A	120.4M	★C1SF 12127-A		101	210	203	225	2	392
C2AF 12127-A	120.4M	★C2AF 12127-A r/b C3AZ 12127-AH		101	210	203	225	7	392
C2AF 12127-D	120.4M	★C2AZ 12127-B		101	210	227	225	7	392
C2AF 12127-E	120.1L	★C2AZ 12127-E			226	211			391
C2AF 12127-F	120.1J	★C2AZ 12127-F			207		224		391
C2AF 12127-G	120.1M	C2AZ 12127-G	(DA-535)		226	211			391
C2AF 12127-H	120.1J	C2AZ 12127-H	(DA-536)		207		224		391

12127 IDENTIFICATION CHART - continued

IDENTIFICATION	PARTS LIST SECTION & NUMBER	SERVICE REPLACEMENT DISTRIBUTOR	AUTOLITE SALES NUMBER	DISTRIBUTOR COMPONENTS					ILLUS. SEC. 120 PAGE
				CAM	SPRINGS			STOP	
					PRI-MARY	SECOND-ARY	VAC-UUM		
C2AF 12127-J	120.1F	C2AZ 12127-J	(DA-534)		207	213			391
C2AF 12127-K	120.1N	*C2AZ 12127-K			207	213			391
C2DF 12127-A	120.1A	*C2DF 12127-A			226	226			390
C2DF 12127-C	120.1C	*C2DZ 12127-A			226	207			390
C2DF 12127-D	120.1A	*C2DZ 12127-B			226	226			390
C2DF 12127-E	120.1A	*C2DZ 12127-B			226	226			390
C2DF 12127-F	120.1A	*C1DZ 12127-A			207	213			390
C2DF 12127-G	120.1A	C2DZ 12127-G	(DA-529)		226	226			390
C2DF 12127-H	120.1A	C2DZ 12127-H	(DA-530)		207	213			390
C2DF 12127-J	120.1A	*C2UZ 12127-C r/b C3UZ 12127-B			226	208			390
C2DF 12127-K	120.1C	C2DZ 12127-K	(DA-531)		226	207			390
C2GF 12127-A	120.1C	*C2DZ 12127-C			226	207			390
C2GF 12127-B	120.1C	*C2DZ 12127-C			226	207			390
C2OF 12127-F	120.4A	C2OZ 12127-B	(DA-722)	101	220	205	217	1	392
C2OF 12127-H	120.4A	C2OZ 12127-A	(DA-723)	101			218	2	392
C2OF 12127-J	120.4A	C2OZ 12127-A	(DA-723)	101	228	201	218	2	392
C2SF 12127-A	120.4R	*C2SZ 12127-A		101	210	230	225	7	392
C2SF 12127-B	120.4R	*C2SZ 12127-B			210	201	225	7	392
C2UF 12127-A	120.1A	*C2UZ 12127-A			226	208			390
C2UF 12127-B	120.1A	*C2UZ 12127-A			226	208			390
C2UF 12127-C	120.1A	*C2UZ 12127-C r/b C3UZ 12127-B			226	208			390
C3AF 12127-AA	120.1R	C3AZ 12127-AA	(DA-596)		226	213	224	8	391
C3AF 12127-AB	120.4A	C3AZ 12127-AB	(DA-581)	102	209	206	217	9	392
C3AF 12127-AD	120.4R	*C3AZ 12127-AD r/b C3AZ 12127-AH		101	228	205	229	3	392
C3AF 12127-AE	120.3G	*C3AZ 12127-AE r/b C5AZ 12127-E		105	222	203			393
C3AF 12127-AF	120.3H	*C3AZ 12127-AF r/b C5AZ 12127-F		105	221	203			393
C3AF 12127-AG	120.4A	*C3AZ 12127-AG r/b C4OZ 12127-B		101	209	205	217	9	392
C3AF 12127-AH	120.4R	C3AZ 12127-AH	(DA-611)	102	221	205	225	3	392
C3AF 12127-G	120.1P	*C3AZ 12127-D r/b C3TZ 12127-C			214	215			391
C3AF 12127-H	120.1Q	C3AZ 12127-E	(DA-551)		226	213	224	8	391
C3AF 12127-J	120.1P	*C3AZ 12127-F Not replaced							391
C3AF 12127-U	120.4A	C3AZ 12127-U	(DA-548)	101	220	205	229	6	392
C3AF 12127-Z	120.1N	C3AZ 12127-Z	(DA-597)		214	215			391
C3DF 12127-E	120.1A	*C3DZ 12127-A r/b C3UZ 12127-A			231	215			390
C3DF 12127-F	120.1A	C3DZ 12127-B			231	213			390
C3DF 12127-G	120.1A	C3DZ 12127-C	(DA-553)		207	215			390
C3DF 12127-J	120.1A	C3DZ 12127-D	(DA-547)		231	211			390
C3DF 12127-L	120.1A	*C3DZ 12127-A r/b C3UZ 12127-A			231	215			390

12127 IDENTIFICATION CHART - continued

IDENTIFICATION	PARTS LIST SECTION & NUMBER	SERVICE REPLACEMENT DISTRIBUTOR	AUTOLITE SALES NUMBER	DISTRIBUTOR COMPONENTS					ILLUS. SEC. 120 PAGE
				CAM	SPRINGS			STOP	
PRI-MARY	SECOND-ARY	VAC-UUM							
C3OF 12127-A	120.4B	C3OZ 12127-A	(DA-559)	101	221	201	218	1	392
C3OF 12127-B	120.4B	C3OZ 12127-B	(DA-575)	101	206	205	217	1	392
C3OF 12127-C	120.1E	C3OZ 12127-C	(DA-590)		214	213			390
C3OF 12127-D	120.3A	★C3OZ 12127-D r/b C5OZ 12127-E		104	222	232			393
C3OF 12127-E	120.4B	C3OZ 12127-A	(DA-559)	101	220	201	218	2	392
C3OF 12127-F	120.3A	★C3OZ 12127-D r/b C5OZ 12127-E		104	222	232			393
C3OF 12127-G	120.4A	C2OZ 12127-D		103	220	205	229	1	392
C3OF 12127-H	120.4A	C3OZ 12127-B	(DA-575)	101	209	205	217	1	392
C3OF 12127-J	120.4A	★C2OZ 12127-C r/b C4OZ 12127-B		103	228	201	218	2	392
C3SF 12127-D	120.4R	★C3SZ 12127-D r/b C3AZ 12127-AH		101	223	206	225	3	392
C3TF 12127-D	120.1M	C3TZ 12127-C	(DA-543)		214	211			391
C3UF 12127-D	120.1A	C3UZ 12127-B	(DA-545)		226	212			
C3UF 12127-E	120.1A	C3UZ 12127-A	(DA-544)		226	211			390
C4AF 12127-G	120.1S	C4AZ 12127-D	(DA-619)		214	215			391
C4AF 12127-H	120.1T	C4AZ 12127-A	(DA-620)		226	213	224	8	391
C4AF 12127-J	120.1U	C4AZ 12127-E	(DA-621)		214	215			391
C4AF 12127-K	120.1V	C4AZ 12127-F	(DA-622)		226	213	224	8	391
C4AF 12127-M	120.4R	C4AZ 12127-M	(DA-624)	103	210	201	217	2	392
C4AF 12127-N	120.4R	★C4AZ 12127-N r/b C5AZ 12127-C		102	210	203	225	3	392
C4AF 12127-R	120.1U	C4AZ 12127-R	(DA-673)		207	213			391
C4AF 12127-U	120.4A	★C4AZ 12127-U r/b C7ZZ 12127-A	(DA-664)	103	210	201	216	10	392
C4DF 12127-A	120.1B	C4DZ 12127-A	(DA-626)		207	215			390
C4DF 12127-B	120.1B	C4DZ 12127-B	(DA-627)		231	211			390
C4DF 12127-C	120.1B	C4DZ 12127-C	(DA-628)		231	215			390
C4DF 12127-D	120.1B	C4DZ 12127-D	(DA-889)		231	213			390
C4GF 12127-A	120.4A	★C4GY 12127-A r/b C7ZZ 12127-A		102	209	203	217	1	392
C4GF 12127-B	120.4A	★C4GY 12127-B r/b C7ZZ 12127-A		103	228	201	216	10	392
C4OF 12127-A	120.4A	C4OZ 12127-A	(DA-630)	103	220	202	216	10	392
C4OF 12127-B	120.4A	C4OZ 12127-B	(DA-631)	103	223	206	218	1	392
C4OF 12127-E	120.1E	C4OZ 12127-E	(DA-632)		214	213			390
C4SF 12127-A	120.4S	★C4SZ 12127-A r/b C5SZ 12127-B		106	221	205	225	3	392
C4SF 12127-B	120.4S	★C4SZ 12127-B r/b C5SZ 12127-B		106	221	205	225	3	392
C4UF 12127-B	120.1D	C4UZ 12127-B	(DA-637)		226	211			390
C5AF 12127-A	120.4H	C5AZ 12127-A	(DA-674)	107	241	233	229	2	392
C5AF 12127-AV	120.3F	C0AZ 12127-K	(DA-718)	107	236	233			393
C5AF 12127-AZ	120.4L	C0AZ 12127-A	(DA-717)	108	238	242	218	10	392

12127 IDENTIFICATION CHART - continued

IDENTIFICATION	PARTS LIST SECTION & NUMBER	SERVICE REPLACEMENT DISTRIBUTOR	AUTOLITE SALES NUMBER	DISTRIBUTOR COMPONENTS					ILLUS. SEC. 120 PAGE
				CAM	SPRINGS			STOP	
					PRI-MARY	SECOND-ARY	VAC-UUM		
C5AF 12127-BD	120.4D	*C3AZ 12127-AG r/b C4OZ 12127-B		101	236	240	217	9	392
C5AF 12127-BF	120.4P	C3AZ 12127-AH	(DA-611)	108	237	240	225	7	392
C5AF 12127-BG	120.4Q	C4AZ 12127-M	(DA-556)	108	243	244	229	2	392
C5AF 12127-BK	120.4D	C4AZ 12127-U	(DA-664)	108	243	244	218	6	392
C5AF 12127-BM	120.4D	C3AZ 12127-U.	(DA-548)	101	238	233	217	6	392
C5AF 12127-BN	120.4D	C3AZ 12127-AB	(DA-561)	102	241	239	217	9	392
C5AF 12127-BR	120.4Q	C0AZ 12127-B	(DA-65)	107	237	238	218	5	392
C5AF 12127-BU	120.2C	C5AZ 12127-BU	(DA-748)	110	238	233	216	5	391
C5AF 12127-C	120.4H	C5AZ 12127-C		107	234	233	229	3	392
C5AF 12127-E	120.3J	C5AZ 12127-E	(DA-677)	108	236	233			393
C5AF 12127-E	120.3J	C0AZ 12127-L	(DA-909)	108	236	233			393
C5AF 12127-F	120.3K	C5AZ 12127-F	(DA-678)	108	236	233			393
C5AF 12127-M	120.4E	*C5AZ 12127-M r/b C7ZZ 12127-A		107	241	240	216	1	392
C5GF 12127-C	120.4D	*C4GY 12127-B r/b C7ZZ 12127-A		107	241,210	233	216	10	392
C5GF 12127-D	120.4D	*C4GY 12127-A r/b C7ZZ 12127-A		107	209	206	218	1	392
C5MF 12127-N	120.4V	B9MZ 12127-B		107	237	238	218	6	392
C5OF 12127-E	120.3C	C5OZ 12127-E	(DA-691)	107	236	235			393
C5OF 12127-L	120.4B	C3OZ 12127-A	(DA-559)	107	238	244	218	6	392
C5OF 12127-M	120.4D	C2OZ 12127-D		108	238	240	217	6	392
C5OF 12127-S	120.4D	C2OZ 12127-A	(DA-723)	101	241	233	218	6	392
C5OF 12127-T	120.4D	C2OZ 12127-B	(DA-722)	107	238	240	217	6	392
C5OF 12127-U	120.4A	*C2OZ 12127-C r/b C4OZ 12127-B		108	241	233	218	6	392
C5SF 12127-B	120.4T	C5SZ 12127-B	(DA-692)	109	234	233	229	3	392
C6MF 12127-A	120.4H	C4AZ 12127-P	(DA-911)	108	236	233	218	1	393
C6TF 12127-BJ	120.4H	C0AZ 12127-C	(DA-408)	108	237	239	229	2	393
C7TF 12127-F	120.4G	C5AZ 12127-W	(DA-913)	107	234	233	229	2	393
C8DF 12127-G	120.1B	C4DZ 12127-D	(DA-889)		226	212			390
C8DF 12127-H	120.1D	C4OZ 12127-F	(DA-891)		226	213			390
C8UF 12127-J	120.1B	C4DZ 12127-E	(DA-890)		231	211			390

HOW TO FIND DISTRIBUTOR CALIBRATION PARTS
(Primary, Secondary & Vacuum Springs, Cam & Stop)

You must know the Distributor Identification Number -

1. Refer to Identification Chart beginning on page 683.
2. Check distributor for marking or identification number and locate same in chart.
3. Find Calibration parts listed by code number in adjacent columns.
4. Refer to Calibration Code and Part Number Cross Reference listed below for appropriate part number.

Example: Calibration parts for Distributor identified C3OF 12127-A are -

PRIMARY SPRING - 221 - B8QH 12192-B, SECONDARY SPRING - 201 - FFA 12191-A,

VACUUM SPRING - 218 - B7AZ 12192-C, CAM - 101 - B9AF 12210-A and STOP - 1 - FEW 12202-A

DISTRIBUTOR CALIBRATION PARTS CROSS REFERENCE LIST

CODE	PART NUMBER	AUTOLITE SALES NUMBER	DESCRIPTION	CODE	PART NUMBER	AUTOLITE SALES NUMBER	DESCRIPTION
12202 STOPS - Codes 1 thru 16							
1	FEW 12202-A			9	C3AZ 12202-B		
2	B7A 12202-A			10	C4AZ 12202-A		
3	B7A 12202-B			11	C5GY 12202-A		
4	B7A 12202-C			12	C7AZ 12202-A		
5	B8A 12202-A			13	C7DZ 12202-A		
6	B8E 12202-A			14	C7DZ 12202-B		
7	C0TZ 12202-A			15	FFA 12202-A		
8	C3AZ 12202-A			16	B8S 12202-A		
12210 CAMS - Codes 101 thru 111							
101	B9AF 12210-A			107	C5AZ 12210-A	(DF-342)	
102	C0AF 12210-B	(DF-327)		108	C5AZ 12210-B	(DF-343)	
103	C0TF 12210-B	(DF-329)		109	C5SZ 12210-A	(DF-347)	
104	C3AZ 12210-A	(DF-306)		110	C5TZ 12210-A	(DF-344)	
105	C3AZ 12210-C			111	C6TZ 12210-B	(DF-352)	
106	C4SZ 12210-A						
12191-2 SPRINGS - Codes 201 thru 250							
201	FFA 12191-A			226	C1DF 12192-A		
202	B7A 12191-A			227	★C2AZ 12192-A		
203	B7A 12191-B			228	C2OZ 12192-A		
204	B7A 12191-D	(DZ-353)		229	C2OZ 12192-B	(MS-431)	
205	B7A 12191-E			230	C2SZ 12192-A		
206	B8A 12191-A	(DZ-380)		231	C3DZ 12192-A		
207	7RA 12192	(MS-9)		232	C3OZ 12192-A	(MS-480)	
208	8EQ 12192	(MS-10)		233	C5AZ 12192-A	(MS-467)	
209	B8A 12192-A	(MS-2)		234	C5AZ 12192-B	(MS-468)	
210	B8A 12192-B	(MS-3)		235	C5AZ 12192-C	(MS-469)	
211	A7AZ 12192-A			236	C5AZ 12192-D	(MS-470)	
212	A8TZ 12192-A			237	C5AZ 12192-E	(MS-471)	
213	B2AZ 12192-A			238	C5AZ 12192-F	(MS-472)	
214	B2AZ 12192-B	(MS-19)		239	C5AZ 12192-H	(MS-475)	
215	B4TZ 12192-A	(MS-20)		240	C5AZ 12192-J	(MS-473)	
216	B7AZ 12192-A			241	C5AZ 12192-K	(MS-474)	
217	B7AZ 12192-B			242	C5AZ 12192-L	(MS-484)	
218	B7AZ 12192-C	(MS-429)		243	C5AZ 12192-M	(MS-483)	
219	B7AZ 12192-D	(MS-479)		244	C5VY 12192-A	(MS-476)	
220	B8QH 12192-A	(MS-4)		245	C8AZ 12192-E	(MS-491)	
221	B8QH 12192-B	(MS-5)		246	C8AZ 12192-B	(MS-488)	
222	B8QH 12192-C			247	C8AZ 12192-C	(MS-489)	
223	C0AF 12192-A	(MS-7)		248	C8AZ 12192-D	(MS-490)	
224	C0AZ 12192-A			249	C6AZ 12192-A		
225	C0TZ 12192-A			250	C8AZ 12192-A	(MS-487)	

DISTRIBUTOR APPLICATION CHART

Determine engine (number of cylinders and C.I.D.), year, model and/or identification.
Find service Distributor as well as Cap, Condenser, Points, Repair and Rotor in adjacent columns.

(Also see Pages 683 thru 686 for PARTS LISTS instructions and DISTRIBUTOR IDENTIFICATION CHART)

YEAR	MODEL	IDENTIFICATION	PARTS LIST SECTION & NO.	SERVICE REPLACEMENT DISTRIBUTOR	DISTRIBUTOR COMPONENTS					ILLUS. SEC. 120 PAGE
					CAP	CON-DEN-SER	POINTS	REPAIR KIT	ROTOR	
6 CYL. 144										
60	X(S/T)	C0DF 12127-A	120.1A	C0DF 12127-A R/B C2DZ 12127-G	a	k	FAA 12171-A	A7A 12000-B	FAA 12200-B	390
60	X(S/T)	C2DF 12127-A	120.1A	C2DF 12127-A R/B C2DZ 12127-G	a	k	FAA 12171-A	A7A 12000-B	FAA 12200-B	390
60	X(F/M/2)	C0DF 12127-B	120.1A	C0DF 12127-B R/B C2DZ 12127-H	a	k	FAA 12171-A	A7A 12000-B	FAA 12200-B	390
60/62	X(S/T)	C2DF 12127-D, C2DF 12127-E	120.1A	C2DZ 12127-B R/B C2DZ 12127-G	a	k	FAA 12171-A	A7A 12000-B	FAA 12200-B	390
60/62	X(F/M/2)	C1DF 12127-F, C2DF 12127-F	120.1A	C1DZ 12127-A R/B C2DZ 12127-H	a	k	FAA 12171-A	A7A 12000-B	FAA 12200-B	390
60/62	X(S/T)	C2DF 12127-G	120.1A	C2DZ 12127-G	a	k	FAA 12171-A	A7A 12000-B	FAA 12200-B	390
62	X(F/M/2)	C2DF 12127-H	120.1A	C2DZ 12127-H	a	k	FAA 12171-A	A7A 12000-B	FAA 12200-B	390
63/64	X(S/T)	C3DF 12127-E, C3DF 12127-L	120.1A	C3DZ 12127-A R/B C3UZ 12127-A	a	k	FAA 12171-A	A7A 12000-B	FAA 12200-B	390
63/64	X(F/M/2)	C3DF 12127-F	120.1A	C3DZ 12127-B	a	k	FAA 12171-A	A7A 12000-B	FAA 12200-B	390
64	X(S/T)	C4DF 12127-C	120.1B	C4DZ 12127-C	a	k	C3DZ 12171-A FAA 12171-A	A7A 12000-B	FAA 12200-B	390
64	X(F/M/2)	C4DF 12127-D C8DF 12127-G	120.1B	C4DZ 12127-D	a	k	C3DZ 12171-A	A7A 12000-B	FAA 12200-B	390
64	X(S/T)	C4UF 12127-B	120.1D	C4UZ 12127-B	a	k	C3DZ 12171-A	A7A 12000-B	FAA 12200-B	390
63/64	X(S/T)	C3UF 12127-E	120.1A	C3UZ 12127-A	a	k	FAA 12171-A	A7A 12000-B	FAA 12200-B	390
6 CYL. 170										
61	X(S/T)	C1DF 12127-B	120.1A	C1DF 12127-B R/B C2UZ 12127-C	a	k	FAA 12171-A	A7A 12000-B	FAA 12200-B	390
61	X(F/M/2)	C1DF 12127-C	120.1A	C1DF 12127-C R/B C2DZ 12127-K	a	k	FAA 12171-A	A7A 12000-B	FAA 12200-B	390
61	X(F/M/2)	C2DF 12127-C	120.1C	C2DZ 12127-A R/B C2DZ 12127-K	a	k	FAA 12171-A	A7A 12000-B	FAA 12200-B	390
62	B, X(S/T)	C1GF 12127-A	120.1A	C1DZ 12127-B R/B C2UZ 12127-C	a	k	FAA 12171-A	A7A 12000-B	FAA 12200-B	390
62	B, X(S/T)	C2UF 12127-A, C2UF 12127-B	120.1A	C2UZ 12127-A R/B C2UZ 12127-C	a	k	FAA 12171-A	A7A 12000-B	FAA 12200-B	390
62	B, X(F/M/2)	C2GF 12127-A, C2GF 12127-B	120.1C	C2DZ 12127-C R/B C2DZ 12127-K	a	k	FAA 12171-A	A7A 12000-B	FAA 12200-B	390
62	B, X(F/M/2)	C2DF 12127-K	120.1C	C2DZ 12127-K	a	k	FAA 12171-A	A7A 12000-B	FAA 12200-B	390
61	X(F/M/2)									
62	B, X(S/T)	C2UF 12127-C, C2DF 12127-J	120.1A	C2UZ 12127-C R/B C3UZ 12127-B	a	k	FAA 12171-A	A7A 12000-B	FAA 12200-B	390
63/64	B, X(S/T)	C3DF 12127-G	120.1A	C3DZ 12127-C	a	k	FAA 12171-A	A7A 12000-B	FAA 12200-B	390
63/64	B, X(F/M/2)	C3DF 12127-J	120.1A	C3DZ 12127-D	a	k	FAA 12171-A	A7A 12000-B	FAA 12200-B	390
64	B, X(S/T)	C4DF 12127-A	120.1B	C4DZ 12127-A	a	k	FAA 12171-A	A7A 12000-B	FAA 12200-B	390
64	X(F/M/2)	C4DF 12127-B	120.1B	C4DZ 12127-B R/B C4DZ 12127-E	a	k	FAA 12171-A	A7A 12000-B	FAA 12200-B	390
64	B, X(F/M/2)	C8UF 12127-J	120.1B	C4DZ 12127-E	a	l	FAA 12171-A	C5AZ 12000-D	C5TZ 12200-B	390
64	B, X(S/T)	C8DF 12127-G	120.1B	C4DZ 12127-D	a	k	C3DZ 12171-A	A7A 12000-B	FAA 12200-B	390
61/62	B, X(F/M/2)	C3UF 12127-D	120.1A	C3UZ 12127-B	a	k	FAA 12171-A	A7A 12000-B	FAA 12200-B	390
6 CYL. 200										
63/64	B, X(F/M/2)	C3OF 12127-C	120.1E	C3OZ 12127-C	a	k	FAA 12171-A	A7A 12000-B	FAA 12200-B	390
64	B, X(F/M/2)	C4OF 12127-E	120.1E	C4OZ 12127-E	a	k	FAA 12171-A	A7A 12000-B	FAA 12200-B	390
64	B, X(F/M/2)	C8DF 12127-H	120.1D	C4OZ 12127-F	a	k	FAA 12171-A	A7A 12000-B	FAA 12200-B	390

a - 7HA 12106-A

k - 7RA 12300-C

l - B9AZ 12300-A

12127 DISTRIBUTOR APPLICATION CHART - continued

YEAR	MODEL	IDENTIFICATION	PARTS LIST SECTION & NO.	SERVICE REPLACEMENT DISTRIBUTOR	DISTRIBUTOR COMPONENTS					ILLUS. SEC. 120 PAGE
					CAP	CONDENSER	POINTS	REPAIR KIT	ROTOR	
6 CYL. 223										
60	A(F/M/2)	C0AF 12127-F	120. 1H	C0AF 12127-F R/B C2AZ 12127-H	a	k	FAA 12171-A	A7A 12000-B	FAA 12200-B	390
60	A	C0AF 12127-G	120. 1G	C0AF 12127-G R/B C2AZ 12127-J	a	k	FAA 12171-A	A7A 12000-B	FAA 12200-B	390
60	A(F/M, F/M/2, C/M)-exc.Taxi	C1AF 12127-D	120. 1H	C1AF 12127-D R/B C2AZ 12127-H	a	k	FAA 12171-A	A7A 12000-B	FAA 12200-B	390
60	A(S/T & O/D)	FET 12127-C	120. 1F	B8A 12127-M R/B C2AZ 12127-J	a	k	FAA 12171-A	A7A 12000-B	FAA 12200-B	390
60/61	A(S/T & O/D)	C1AF 12127-F	120. 1G	C2AZ 12127-C R/B C2AZ 12127-J	a	k	FAA 12171-A	A7A 12000-B	FAA 12200-B	390
61/62	Taxi									
60/61	A(S/T & O/D)	C2AF 12127-J	120. 1F	C2AZ 12127-J	a	k	FAA 12171-A	A7A 12000-B	FAA 12200-B	390
61/62	A(Taxi)-exc.gear driven camshaft									
60/62	A(F/M, F/M/2, C/M)-exc.Taxi	C2AF 12127-F	120. 1J	C2AZ 12127-F R/B C2AZ 12127-H	a	k	FAA 12171-A	A7A 12000-B	FAA 12200-B	390
62	A(S/T & O/D)	C1AF 12127-E	120. 1K	C1AZ 12127-A R/B C2AZ 12127-G	a	k	FAA 12171-A	A7A 12000-B	FAA 12200-B	390
62	A(S/T & O/D)	C2AF 12127-E	120. 1L	C2AZ 12127-E R/B C2AZ 12127-G	a	k	FAA 12171-A	A7A 12000-B	FAA 12200-B	390
62	A(S/T & O/D)-exc. Taxi	C2AF 12127-G	120. 1M	C2AZ 12127-G	a	k	FAA 12171-A	A7A 12000-B	FAA 12200-B	390
62	A(F/M, F/M/2, C/M)-exc. Taxi	C2AF 12127-H	120. 1J	C2AZ 12127-H	a	k	FAA 12171-A	A7A 12000-B	FAA 12200-B	390
62	A(Taxi)-w/gear driven camshaft	C2AF 12127-K	120. 1N	C2AZ 12127-K Not replaced	a	k	FAA 12171-A	A7A 12000-B	FAA 12200-B	390
63	A(S/T & O/D)	C3AF 12127-G	120. 1P	C3AZ 12127-D R/B C3TZ 12127-C	a	k	FAA 12171-A	A7A 12000-B	FAA 12200-B	390
63	A(F/M/2)	C3AF 12127-H	120. 1Q	C3AZ 12127-E	a	k	FAA 12171-A	A7A 12000-B	FAA 12200-B	390
63	A(Taxi)	C3AF 12127-J	120. 1P	C3AZ 12127-F	a	k	FAA 12171-A	A7A 12000-B	FAA 12200-B	390
63	A(w/econ. carb.)	C3AF 12127-Z	120. 1N	C3AZ 12127-Z	a	k	FAA 12171-A	A7A 12000-B	FAA 12200-B	390
63	A(w/econ. carb.) P/C(F/M/2 & gear driven camshaft)	C3AF 12127-AA	120. 1R	C3AZ 12127-AA	a	k	FAA 12171-A	A7A 12000-B	FAA 12200-B	390
63	A(S/T or O/D)	C3TF 12127-D	120. 1M	C3TZ 12127-C	a	k	FAA 12171-A	A7A 12000-B	FAA 12200-B	390
64	A(S/T & O/D)-exc. P/C & Taxi	C4AF 12127-G	120. 1S	C4AZ 12127-D	a	k	FAA 12171-A	A7A 12000-B	FAA 12200-B	390
64	A(F/M/3, C/M)-exc. P/C & Taxi	C4AF 12127-H	120. 1T	C4AZ 12127-A	a	k	FAA 12171-A	A7A 12000-B	FAA 12200-B	390
64	P/C(S/T)	C4AF 12127-J	120. 1U	C4AZ 12127-E	a	k	FAA 12171-A	A7A 12000-B	FAA 12200-B	390
64	P/C(G4)	C4AF 12127-K	120. 1V	C4AZ 12127-F	a	k	FAA 12171-A	A7A 12000-B	FAA 12200-B	390
64	Taxi	C4AF 12127-R	120. 1U	C4AZ 12127-R	a	k	FAA 12171-A	A7A 12000-B	FAA 12200-B	390
8 CYL. 221										
62	B(F/M/2)	C2OF 12127-H, C2OF 12127-J, C5OF 12127-S	120. 4A 120. 4D	C2OZ 12127-A	b	1	B8Q 12171-A	C0TZ 12000-A	B7A 12200-A	392
62/63	B(S/T)	C3OF 12127-J, C5OF 12127-U	120. 4A	C2OZ 12127-C R/B C4OZ 12127-B	b	1	B8Q 12171-A	C0TZ 12000-A	B7A 12200-A	392
62/63	B	C5JF 12127-B	120. 4D	C4OZ 12127-B	b	1	B8Q 12171-A	C0TZ 12000-A	B7A 12200-A	392
63	B(F/M/2)	C3OF 12127-A, C3OF 12127-E, C5OF 12127-L	120. 4B	C3OZ 12127-A	b	1	B8Q 12171-A	C0TZ 12000-A	B7A 12200-A	392

a - 7HA 12106-A

b - B7A 12106-A

k - 7RA 12300-C

l - B9AZ 12300-A

12127 DISTRIBUTOR APPLICATION CHART - continued

YEAR	MODEL	IDENTIFICATION	PARTS LIST SECTION & NO.	SERVICE REPLACEMENT DISTRIBUTOR	DISTRIBUTOR COMPONENTS							ILLUS. SEC. 120 PAGE
					CAP	CONDENSER	POINTS	REPAIR KIT	ROTOR			
8 CYL. 260												
62	B(F/M/2)	C2OF 12127-F, C5OF 12127-T	120.4A 120.4D	C2OZ 12127-B	b	1	B8Q 12171-A	C0TZ 12000-A	B7A 12200-A	392 392		
62/63	B, X(S/T)	C3OF 12127-G, C5OF 12127-M	120.4A 120.4D	C2OZ 12127-D	b	1	B8Q 12171-A	C0TZ 12000-A	B7A 12200-A	392 392		
63	A(S/T)	C3OF 12127-B, C3OF 12127-H	120.4B 120.4A	C3OZ 12127-B	b	1	B8Q 12171-A	C0TZ 12000-A	B7A 12200-A	392 392		
63	A, B, X(F/M/2, C/M)	C3AF 12127-U, C5AF 12127-BM	120.4A 120.4D	C3AZ 12127-U	b	1	B8Q 12171-A	C0TZ 12000-A	B7A 12200-A	392 392		
64	B, X(S/T & O/D)	C4OF 12127-A, C5JF 12127-C	120.4A 120.4D	C4OZ 12127-A	b	1	B8Q 12171-A	C0TZ 12000-A	B7A 12200-A	392 392		
64	B, X(F/M/2, C/M)	C4OF 12127-B, C5JF 12127-B	120.4A 120.4D	C4OZ 12127-B	b	1	B8Q 12171-A	C0TZ 12000-A	B7A 12200-A	392 392		
8 CYL. 289												
63	A(2/B carb. - S/T & O/D)	C3AF 12127-AB, C5AF 12127-BN	120.4A 120.4D	C3AZ 12127-AB	b	1	B8Q 12171-A	C0TZ 12000-A	B7A 12200-A	392 392		
63	A(2/B carb. - F/M/2, C/M)	C3AF 12127-AG, C5AF 12127-BD	120.4A 120.4D	C3AZ 12127-AG R/B C4OZ 12127-B	b	1	B8Q 12171-A	C0TZ 12000-A	B7A 12200-A	392 392		
63/64	B Special (4/B carb.)	C3OF 12127-D, C3OF 12127-F	120.3A	C3OZ 12127-D R/B C5OZ 12127-E	b	1	FDS 12171-A	C5ZZ 12000-A	B7A 12200-A	393		
63/	B Special (4/B carb.)	C5OF 12127-E	120.3C	C5OZ 12127-E	b	1	FDS 12171-A	C5ZZ 12000-A	B7A 12200-A	393		
63/	A, B, X(2/B carb.)-S/T exc. T/E	C5AF 12127-M	120.4E	C5AZ 12127-M R/B C7ZZ 12127-A	b	1	B8Q 12171-A	C0TZ 12000-A	B7A 12200-A	392		
64	A, B, X(2/B carb.)-exc. T/E	C7ZF 12127-F	120.4F	C7ZZ 12127-A	b	1	B8Q 12171-A	C0TZ 12000-A	B7A 12200-A	392		
64	A, B(2/B carb. - S/T & O/D)	C4GF 12127-A, C5GF 12127-D	120.4A 120.4D	C4GY 12127-A	b	1	B8Q 12171-A	C0TZ 12000-A	B7A 12200-A	392 392		
64	A, B(2/B carb. - F/M/2, C/M & C4)	C4AF 12127-U, C5AF 12127-BK	120.4A 120.4D	C4AZ 12127-U R/B C7ZZ 12127-A	b	1	B8Q 12171-A	C0TZ 12000-A	B7A 12200-A	392 392		
64	A, B(2/B carb. - F/M/2, C/M)	C4GF 12127-B, C5GF 12127-C	120.4A 120.4D	C4GY 12127-B R/B C7ZZ 12127-A	b	k	B8Q 12171-A	C0TZ 12000-A	B7A 12200-A	392 392		
8 CYL. 292												
60/62	A	C0AF 12127-A	120.4K	C0AF 12127-A R/B C0AZ 12127-A	b	1	B8Q 12171-A	C0TZ 12000-A	B7A 12200-A	392		
60/62	A	C5AF 12127-AZ	120.4L	C0AZ 12127-A	b	1	B8Q 12171-A	C0TZ 12000-A	B7A 12200-A	392		
8 CYL. 352												
60	A, S(4/B)	C0AF 12127-B	120.4M	C0AF 12127-B R/B C0AZ 12127-B	b	1	B8Q 12171-A	C0TZ 12000-A	B7A 12200-A	392		
60	A, S(4/B)	C5AF 12127-BR	120.4Q	C0AZ 12127-B	b	1	B8Q 12171-A	C0TZ 12000-A	B7A 12200-A	392		
60	A, S(4/B)	C6TF 12127-BJ	120.4H	C0AZ 12127-C	b	1	B8Q 12171-A	C0TZ 12000-A	B7A 12200-A	392		
60	A Special (4/B)	C0AF 12127-J	120.4N	C0AF 12127-J R/B C0AZ 12127-K	b	k	FDS 12171-A	C5ZZ 12000-A	B7A 12200-A	392		
60	A Special (4/B)	C0AF 12127-H	120.3D	C0AF 12127-H R/B C0AZ 12127-K	b	k	FDS 12171-A	C5ZZ 12000-A	B7A 12200-A	393		
60	A Special (4/B)	C0AF 12127-K	120.3E	C0AF 12127-K R/B C0AZ 12127-K	b	k	FDS 12171-A	C5ZZ 12000-A	B7A 12200-A	393		
60	A Special (4/B)	C5AF 12127-AV	120.3F	C0AZ 12127-K	b	k	FDS 12171-A	C5ZZ 12000-A	B7A 12200-A	393		
60/63	A(2/B, F/M/2 or C/M)	C0AF 12127-D	120.4M	C0AF 12127-D R/B C3AZ 12127-AH	b	1	B8Q 12171-A	C0TZ 12000-A	B7A 12200-A	392		
60/63	A(2/B, S/T, O/D)	C0AF 12127-E	120.4M	C0AF 12127-E R/B C3AZ 12127-AH	b	1	B8Q 12171-A	C0TZ 12000-A	B7A 12200-A	392		
60/63	A	C2AF 12127-A	120.4M	C2AF 12127-A r/b C3AZ 12127-AH	b	1	B8Q 12171-A	C0TZ 12000-A	B7A 12200-A	392		

b - B7A 12106-A

k - 7RA 12300-C

l - B9AZ 12300-A

12127 DISTRIBUTOR APPLICATION CHART - continued

YEAR	MODEL	IDENTIFICATION	PARTS LIST SECTION & NO.	SERVICE REPLACEMENT DISTRIBUTOR	DISTRIBUTOR COMPONENTS					ILLUS. SEC. 120 PAGE
					CAP	CONDENSER	POINTS	REPAIR KIT	ROTOR	
8 CYL. 352 - continued										
60/63	A	C3AF 12127-AH, AJ, C5AF 12127-BF	120.4R 120.4P	C3AZ 12127-AH	b	l	B8Q 12171-A	C0TZ 12000-A	B7A 12200-A	392
64	A(4/B, S/T)	C4AF 12127-L	120.4R	C4AZ 12127-L r/b C5AZ 12127-A	b	l	B8Q 12171-A	C0TZ 12000-A	B7A 12200-A	392
64/	A(S/T)	C5AF 12127-A	120.4H	C5AZ 12127-A	b	l	B8Q 12171-A	C0TZ 12000-A	B7A 12200-A	392
64	A(4/B, C/M)	C4AF 12127-M, C5AF 12127-BG	120.4R 120.4Q	C4AZ 12127-M	b	l	B8Q 12171-A	C0TZ 12000-A	B7A 12200-A	392
64	A(4/B, C/M)	C6MF 12127-A	120.4H	C4AZ 12127-P	b	l	B8Q 12171-A	C0TZ 12000-A	B7A 12200-A	392
8 CYL. 390										
61	A, S	C1SF 12127-A	120.4M	C1SF 12127-A r/b C3AZ 12127-AH	b	l	B8Q 12171-A	C0TZ 12000-A	B7A 12200-A	392
61	A, S	C2AF 12127-A	120.4M	C2AF 12127-A r/b C3AZ 12127-AH	b	l	B8Q 12171-A	C0TZ 12000-A	B7A 12200-A	392
62/63	A									
61/63	A Special(4/B,	C0AF 12127-K	120.3E	C0AF 12127-K r/b C0AZ 12127-K	b	k	FDS 12171-A	C5ZZ 12000-A	B7A 12200-A	393
61/63	A Spec. (4/B,6/B)	C5AF 12127-AV	120.3F	C0AZ 12127-K	b	k	FDS 12171-A	C5ZZ 12000-A	B7A 12200-A	393
61/63	A	C3AF 12127-AH	120.4R	C3AZ 12127-AH	b	l	B8Q 12171-A	C0TZ 12000-A	B7A 12200-A	392
62/63	P/C	C5AF 12127-BF	120.4P							
62/63	S(exc. 6/B)	(exc.trans.ign.)								
61	S									
63	S									
62	P/C	C2AF 12127-D	120.4M	C2AZ 12127-B r/b C3AZ 12127-AH	b	l	B8Q 12171-A	C0TZ 12000-A	B7A 12200-A	392
62/63	S(exc 6/B)-P/C	C2SF 12127-A	120.4R	C2SZ 12127-A r/b C3AZ 12127-AH	b	l	B8Q 12171-A	C0TZ 12000-A	B7A 12200-A	392
62/63	S(6/B)	C2SF 12127-B	120.4R	C2SZ 12127-B r/b C5AZ 12127-C	b	l	B8Q 12171-A	C0TZ 12000-A	B7A 12200-A	392
63	A(S/T)	C3AF 12127-AD	120.4R	C3AZ 12127-AD r/b C3AZ 12127-AH	b	l	B8Q 12171-A	C0TZ 12000-A	B7A 12200-A	392
62/	All High Performance Vehicles	C5AF 12127-E	120.3J	C5AZ 12127-E	b	l	FDS 12171-A	C5ZZ 12000-A	B7A 12200-A	393
63	A, S(C/M)	C3SF 12127-D	120.4H	C3SZ 12127-D r/b C3AZ 12127-AH	b	l	B8Q 12171-A	C0TZ 12000-A	B7A 12200-A	392
64	A, S	C4AF 12127-N (exc. trans. ign.)	120.4R	C4AZ 12127-N r/b C5AZ 12127-C	b	l	B8Q 12171-A	C0TZ 12000-A	B7A 12200-A	392
64	S	C4SF 12127-A,B (with trans. ign.)	120.4S	C4SZ 12127-A r/b C5SZ 12127-B	c		B8Q 12171-A		B7A 12200-A	392
64/	A, P/C	C5AF 12127-C	120.4H	C5AZ 12127-C	b	l	B8Q 12171-A	C0TZ 12000-A	B7A 12200-A	392
64/	S(C/M-exc. trans. ign.)									

b - B7A 12106-A

c - B7AZ 12106-A

k - 7RA 12300-C

l - B9AZ 12300-A

SECTION 120

12127 DISTRIBUTOR APPLICATION CHART - continued

YEAR	MODEL	IDENTIFICATION	PARTS LIST SECTION & NO.	SERVICE REPLACEMENT DISTRIBUTOR	DISTRIBUTOR COMPONENTS					ILLUS. SEC. 120 PAGE
					CAP	CONDENSER	POINTS	REPAIR KIT	ROTOR	
8 CYL. 390 - continued										
64/	A, P/C	C7TF 12127-F	120.4G	C5AZ 12127-W	b	l	B8Q 12171-A	C0TZ 12000-A	B7A 12200-A	392
64/	S(C/M-w/or w/o trans. ign.)									
64/	S(C/M-with trans. ign.)	C5SF 12127-B	120.4T	C5SZ 12127-B	c		B8Q 12171-A		B7A 12200-A	392
8 CYL. 406										
61/63	A Special(4/B or	C0AF 12127-K	120.3E	C0AF 12127-K r/b C0AZ 12127-K	b	k	FDS 12171-A	C5ZZ 12000-A	B7A 12200-A	393
61/63	A Special	C5AF 12127-AV	120.3F	C0AZ 12127-K	b	k	FDS 12171-A	C5ZZ 12000-A	B7A 12200-A	393
63	A Special(8/B)	C3AF 12127-AE (exc. trans. ign.)	120.3G	C3AZ 12127-AE r/b C5AZ 12127-E	b	k	FDS 12171-A	C5ZZ 12000-A	B7A 12200-A	393
63	A Special(8/B)	C5AF 12127-E (exc.trans.ign.)	120.3J	C5AZ 12127-E	b	l	FDS 12171-A	C5ZZ 12000-A	B7A 12200-A	393
62/	All High Performance Vehicles									
8 CYL. 427										
63/64	A Special(4/B or 8/B)	C3AF 12127-AE (exc.trans.ign.)	120.3J	C3AZ 12127-AE r/b C5AZ 12127-E	b	l	FDS 12171-A	C5ZZ 12000-A	B7A 12200-A	393
63/64	A(4/B or 8/B)	C3AF 12127-AF (with trans.ign.)	120.3H	C3AZ 12127-AF r/b C5AZ 12127-F	c		C3AZ 12171-A		B7A 12200-A	393
63/	A, B Special(4/B, 6/B or 8/B)	C5AF 12127-F (with trans.ign.)	120.3K	C5AZ 12127-F	c		C3AZ 12171-A		B7A 12200-A	393
63/64	A Special(4/B, 8/B)	C5AF 12127-E (exc. trans. ign.)	120.3J	C5AZ 12127-E	b	l	FDS 12171-A	C5ZZ 12000-A	B7A 12200-A	393
62/	All High Performance Vehicles									
8 CYL. 428										
62/	All High Performance Vehicles	C5AF 12127-E	120.3J	C5AZ 12127-E	b	l	FDS 12171-A	C5ZZ 12000-A	B7A 12200-A	393
8 CYL. 430										
60	S	B9MF12127-B	120.4W	B9MF12127-B r/b B9MZ12127-B	b	l	B8Q 12171-A	C0TZ 12000-A	B7A 12200-A	392
60	S	C5MF12127-N	120.4V	B9MZ12127-B	b	l	B8Q 12171-A	C0TZ 12000-A	B7A 12200-A	392

YEAR	MODEL	CYL.	C.I.D.	DESCRIPTION	QTY.	PART NUMBER
12A024 IGNITION CABLE - HIGH TENSION - RADIO RESISTANCE - 25 ft. roll-						
Also refer to Groups 12259, 12286, 12298, 14298						
60/	A, B, S, X	6&8	All	Steel core - not radio resistant	AR	C3AZ 12A024-B
61/	A, B, S, X	6&8	All	Linen core - radio resistant	AR	C3AZ 12A024-A
12A027 AMPLIFIER ASSY. - IGNITION CURRENT						
63/	A Special (4/B, 8/B) - Trans./Ign.	8	427	#C5SF 12A027-B	1	C3TZ 12A027-C
64/	S	8	390		1	
64/	S	8	390	Bolt (amplifier to bracket)-1/4"-20 x 3/4"	2	20344-S8(B42)
				Lockwasher-1/4"		34805-S8(X62)
				Nut-1/4"-20 lock		34390-S7-8(M92)

b - B7A 12106-A

c - B7AZ 12106-A

k - 7RA 12300-C

l - B9AZ 12300-A

YEAR	MODEL	CYL.	C.I.D.	DESCRIPTION	QTY.	PART NUMBER
12029 COIL ASSY. - IGNITION - LESS MOUNTING STRAP						
63/	A Special (with 4/B or 8/B carb.)	8	427	12 volt-use with transistorized ignition system	1	C3TZ 12029-A
64/	S	8	390		1	
60/	B, X	6	144,170, 200	12 volt-except with transistorized ignition system	1	B6A 12029-B
60/62	A	8	292		1	
60/62	A Special (4/B, 6/B, 8/B carb.)	8	352,390		1	
60/64	A, Taxi, P/I	6	223		1	
60/	A, S, P/I	8	352,390		1	
62/	A, B, X(2/B, 4/B-R. F. or P. F.)	8	221,260, 289,302, 351		1	
62/	B Special (4/B)	8	289		1	
62/	A Special (4/B, 6/B, 8/B carb.)	8	406,427		1	
60/	A, B, S, X	6&8	All	Nut (ignition coil terminal)-No. 10-32 Lockwasher-No. 10	2	34079-S7(M163) 34803-S7(X60)
63	A Special (with 4/B or 8/B carb.)	8	427	Bolt (amplifier assy. & spacer to instrument panel lower flange)-1/4"-20 x 1"-use with transistorized ignition system	2	20384-S8(B43)
				Nut-1/4"-20 hex.		33795-S7(M49)
				Lockwasher-1/4"		34805-S8(X62)
12A042 RELAY - IGNITION CURRENT AMPLIFIER						
63/	A Special (with 4/B or 8/B carb.)	8	427	Use with transistorized ignition system	1	C3TZ 12A042-B
64/	S	8	390		1	
63/	A Special (with 4/B or 8/B carb.)	8	427	Screw (relay to mounting plate)-No. 14-10 x 5/8"	2	31498-S8(U253B)
64/	S	8	390	hex. washer head tapping	2	
12043-4 STRAP - IGNITION COIL MOUNTING						
60	S	8	430		1	B8S 12043-B
62/64	A, B, X	8	221,260, 289		1	
60	S(with A/C)	8	352		1	
61/	A Special (4/B, 6/B or 8/B carb.)	8	390,406, 427		1	
60/64	A, S, P/I(except A Special with 4/B, 6/B or 8/B carburetor)	8	352,390		1	C0AF 12043-A
60	S (except with A/C)	8	352		1	
64	B, X	6	144,170, 200		1	
64	S	8	390		1	
63	B, X	6	144,170	With A. C. fuel pump only	1	
60/64	A	6	223		1	
60/62	A	8	292		1	
63	B	6	200		1	
60/62	B, X	6	144,170		1	
63	B, X	6	144,170	Except with A. C. fuel pump	1	
60/	A, S	6&8	All	Bolt (ignition coil mounting strap to cylinder head)-5/16"-18 x 5/8"	2	20326-S7(B49)
				Lockwasher-5/16"	2	34806-S7(X64)
60/	A, S	6&8	All	Screw (ignition coil mounting strap clamping)-No. 10-32 x 5/8" - round head	1	27185-S2(U177A)
				Nut-No. 10-32	1	34079-S7(M163)
				Lockwasher-No. 10	1	34803-S7(X60)
12045 WIRE ASSY. - IGNITION CURRENT AMPLIFIER						
64/	S	8	390	Used with transistorized ignition system and/or A/C	1	C4SZ 12045-C
12A046 RESISTOR and BRACKET ASSY. - IGNITION BALLAST						
63/	A Special (with 4/B or 8/B carb.)	8	427	Use with transistorized ignition system	1	C3TZ 12A046-C
64/	S	8	390		1	
63/	A Special (with 4/B or 8/B carb.)	8	427	Screw (resistor and brkt. assy. to mounting plate)-No. 14-10 x 5/8" hex. washer head tapping	2	31498-S8(U253B)
64/	S	8	390		2	

YEAR	MODEL	CYL.	C.I.D.	DESCRIPTION	QTY.	PART NUMBER
12050 DUAL POINT DISTRIBUTOR KIT - COBRA						
63/	A, B, X	8	260,289	NOTE 1	1	C4DZ 12050-A
Consists of the following						
*1-C3OZ 12127-D Distributor assy.				1-C3RA 19D531-A Kit (medallion)		
*1-C5OZ 12127-E Distributor				1-352568-S Plug-3/8"-24 brass		
1-C2FF 12280-A Wire & brkt. assy. (dist. to spark plug-L.H.)						
1-C2FF 12281-A Wire & brkt. assy. (dist. to spark plug-R.H.)						
* Alternate						
12A055 FELT - DISTRIBUTOR CAM LUBRICATOR						
63/ 64/	A Special (with 4/B or 8/B carb.)	8	427		1	C3TZ 12A055-A
64/	S	8	390		1	
12A069 WIRE ASSY. - IGNITION COIL GROUND						
63/ 64/	A Special (with 4/B or 8/B carb.)	8	427	6.00" long-16 gauge-make from B6A 14296-C	1	*C2AB 12A069-A
64/	S	8	390	bulk wire-use with transistorized ign. system)	1	
12072 BUTTON - DISTRIBUTOR BREAKER PLATE SUPPORT - LOWER						
60/63	A, B, S, X, P/C	8	All		AR	B9AZ 12072-A
12A072 BRACKET - IGNITION CURB AMPLIFIER						
64/	S	8	390	Used with transistorized ignition system	1	C4SZ 12A072-B
12111-2 BRACKET - IGNITION CABLE MOUNTING						
60/62	A	8	292	R. H. -use with FAA 12361-A clamp	1	FAC 12111-A
60/62	A	8	292	L. H. & R. H. sides-use w/FAA 12297-A grommet	2	FAA 12112-A
60/62	A	8	292	L. H. -use with FAA 12297-C grommet	1	FAC 12112-A
60/62	A, S	8	All	Bolt (bracket to cyl. block)-3/8"-16 x 5/8"	1	20328-S8(B76)
				Lockwasher-3/8"		34847-S8(X74)
60/62	A, S	8	All	Bolt (bracket to cylinder block)-5/16"-18 x 5/8"	2	20326-S7 (B49)
60/62	A, S	8	All	Bolt (L. H. brkt. to cyl. block)-5/16"-18 x 3/4"	1	20346-S8(B50)
				Lockwasher-5/16"		34806-S7(X64)
12113 SEAL - WIRE TERMINAL WEATHER						
60/	A, B, X	6	All	Spark plug wire to distributor	6	A9AZ 12113-A
60/	A, B, S	8	All	Spark plug wire to distributor	8	
60/64	A	6	223	Ignition coil high tension wire to distributor	2	
60/62	A	8	292	Ignition coil high tension wire to distributor	2	
60/	A, B, S	8	352,390	Ignition coil high tension wire to distributor	1	
63/	B (with 4/B carb.)	8	289	Ignition coil high tension wire distributor	1	
64/	A Special (with 4/B or 8/B carb.)	8	427		1	
60/	A, B, S, X	6&8	All	Insulator (ignition coil)-for steel core wire-"Red"	AR	A9AZ 12113-B
60/	A, B, S, X	6&8	All	Insulator (coil to distributor)-use with non radio resistant universal wire kit-"Black"	AR	A9AZ 12113-E
60/	A, B, S, X	6&8	All	Insulator (spark plug)-use with non radio resistant universal wire kit-"Red" -	AR	A9AZ 12113-F
62	A, B, S, X	6&8	All	Insulator (spark plug)-straight	AR	C1AZ 12113-A
12226 TUBE - DISTRIBUTOR VACUUM - STEEL NOT SERVICED - Make from 8C 2269-B (unless otherwise noted)						
12226 TUBE - DISTRIBUTOR VACUUM - RUBBER NOT SERVICED - Make from 8C 2269-B (unless otherwise noted)						
60/	A, B, S, X, P/C	6&8	All	Connector (tube to distributor)- 3/16" tube-threaded sleeve	1	359546-S8B(II-87)
60/	A, S, X	6&8	All	Nut (distributor vacuum tube)- 3/8"-24	2or3	351112-S(MM109)
12230 SCREW - DISTRIBUTOR BRACKET LOCK						
60	S	8	430	No. 8-32 x 1/4" pan head-dia. of head .33"	AR	B7A 12230-A

NOTE 1 - This kit is not to be installed by the dealer prior to initial sale and delivery of a new vehicle and sale of this kit prohibited in states where not legal.

YEAR	MODEL	CYL.	C.I.D.	DESCRIPTION	QTY.	PART NUMBER
12250 BREAKER ASSY. - WIRING CIRCUIT						
60/	A, B, S, X (except with transistor-ized ignition)	6&8	All	Resistor (ignition coil)-61.50" long-wire color code plnk	1	COLF 12250-A
63/	A Special (with 4/B or 8/B carb. and transistorized ignition)	8	427	Resistor (ignition coil)-32.00" long-No. 26 gauge black-with resistance of 8.1 ohms	1	C3AZ 12250-A
64/	S(with transistorized ignition)	8	390		1	
12259 WIRE SET - SPARK PLUG - Also refer to Groups 12A024, 12286, 12298, 14296						
60/62	A	8	292	Linen core	1	C3AZ 12259-H
60/64	A	6	223	Linen core	1	C3AZ 12259-G
60/	A, B, S, X	6	All	Steel core	1	A9AZ 12259-C
60/	A, B, S, X	8	All	Steel & copper core	1	A9AZ 12259-D
60/64	A, S(except with 6/B carb. & special duty performance)	8	352, 390,406		1	C5AZ 12259-F
63/64	A Special (with 4/B carb.)	8	427		1	
60	S	8	430		1	
61/63	A, S Special (with 6/B carb.)	8	390,406	Steel core	1	C3AZ 12259-K
61/64	A Special (with 4/B or 8/B carb.)	8	390,406, 427		1	
60	A Special (with 4/B carb.)	8	352		1	
63	B (with 4/B carb.)	8	289		1	
64	A, B(with 2/B carb.)	8	289	Linen core	1	C3OZ 12259-K
63/	B, X	8	260		1	
62	B	8	221		1	
63	A	8	260,289		1	
62/	All High Performance Vehicles	8	390,406, 427,428		1	C7AZ 12259-D
62/	B	6	144,170, 200	Linen core	1	C3OZ 12259-F
60/	X	6	144,170, 200		1	
64	B(with 4/B carb.)	8	289	Steel core	1	C4OZ 12259-B
64	B(4/B)	8	289		1	C4OZ 12259-C
12286 WIRE ASSY. - DISTRIBUTOR TO SPARK PLUG - RADIO RESISTANCE - Also refer to Groups 12A024, 12259, 12298, 14296						
60/	A, B, S, X	6&8	All	Linen core-180° moulded boot at plug end-60° moulded boot at dist. end-28.50" long-service pkg. includes 1-A9AZ 12113-A boot	AR	C0AZ 12286-B
60/	A, B, S, X	6&8	All	Linen core-110° moulded boot at plug end-90° moulded boot at dist. end-28.00" long-service pkg. includes 1-A9AZ 12113-A boot	AR	C0AZ 12286-D
60/	A, B, S, X	6&8	All	Linen core-90° moulded boot at spark plug end-180° moulded boot at dist. end-43.75" long	AR	C0AZ 12286-E
60/	A, B, S, X	6&8	All	Steel core-110° moulded boot at plug end-90° moulded boot at dist. end-28.00" long-service package includes 1-A9AZ 12113-A boot and 1-C5TZ 14466-A terminal	AR	C0AZ 12286-F
60/	A, B, S, X	6&8	All	Steel core-90° moulded boot at plug end and straight boot at dist. end-54.50" long-service package includes 1-C5TZ 14466-A terminal	AR	C0AZ 12286-G
60/	A, B, S, X	6&8	All	Steel core-straight boot at plug end-90°moulded boot at distributor end-33.00" long-service package includes 1-A9AZ 12113-A boot and 1-C5TZ 14466-A terminal	AR	C0AZ 12286-H
60/	A, B, S, X	6&8	All	Steel core-straight boot at plug end and straight boot at distributor end-24.25" long-service pkg. includes 1-C5TZ 14466-A terminal	AR	C0AZ 12286-J

YEAR	MODEL	CYL.	C.I.D.	DESCRIPTION	QTY.	PART NUMBER
12297 GROMMET - IGNITION CABLE						
60/62	A	8	292	Through mounting bracket-4 holes in square 1 1/4" long-use with FAA 12112-A	2	FAA 12297-A
60/62	A	8	292	Through mounting bracket-4 holes in straight line-use with FAC 12112-A & FAA 12361-A	4	FAA 12297-C
60/62	A, S	8	All	Separator (ignition wire)-comb shaped-8 prongs	2	B6A 12297-A
	A, B, S	8	221,260, 289	-.09" thick	2	
60	S	8	430		2	
60/60	B, X	6	144,170, 200		1	
60/62	A, S	8	352,390, 406,427,	Separator (ignition wire)-comb. shaped-2.18" long-on rocker arm cover	2	B8Q 12297-A
62/64	B	8	221,260, 289		2	
63/64	A, X	8	260,289		2	
12298 WIRING ASSY. - IGNITION COIL TO DISTRIBUTOR HIGH TENSION -						
Also refer to Groups 12A024, 12259, 12286, 14296						
60/62	A	8	292	Radio resistant-13.00" long	1	C2AZ 12298-A
60/60	A, B, S, X(except T/E)	8	352,390	Radio resistant-13.00" long-not used on B with 53 amp. Leece-Neville alternator-tinen core	1	C5AZ 12298-A
60/64	A	6	223	Rayon core-14 1/2" long	1	C4AZ 12298-D
61/64	A Special (4/B, 6/B, 8/B carb.)	8	390,406, 427	Not radio resistant-11.75" long	1	C3AZ 12298-A
63/64	B(with 4/B carb.) "Before 1/23/64"	8	289		1	
61/64	A Special (4/B/6/B, 8/B carb.)	8	390,406, 427	None radio resistant-12 1/2" long	1	C3AZ 12298-B
63/64	B(with 4/B carb.) "Before 1/23/64"	8	289		1	
63/64	A, B, S, P/C	8	221,260, 289,352, 390	Radio resistant-13.00" long-90° angle one end	1	C2TZ 12298-C
63/64	A	8	260,289	Radio resistant-linen core-10.50" long-	1	C3AZ 12298-C
63/64	B (2/B carb.)	8	221,260, 289	90° angle coil end	1	
63/64	X	8	260		1	
60/60	B, X	6	144,170, 200,250	Radio resistant-fiberglass 16.25" long	1	C3OZ 12298-B
64	B(with 4/B carb.) "From 1/23/64"	8	289	Wire core-10.25" long	1	C5ZZ 12298-A
60	S	8	430		1	C1VY 12298-A
12303 PLATE and FLANGE ASSY. - DISTRIBUTOR						
60	S	8	430		1	B9A 12303-A
60	S	8	430	Pin (plate & flange to shaft)-1/8" x .65" roll	1	★359118-S(NN95)
12361 CLAMP - DISTRIBUTOR TO SPARK PLUG WIRING MOUNTING BRACKET						
60/62	A	8	292		1	FAA 12361-A
12367 BUSHING - DISTRIBUTOR PILOT BORE						
60/63	B, X	6	144,170	Bronze-steel backed-use in engine block when 1/4" intermedlate dist. shaft is used	1	C4TZ 12367-A
63/64	B	6	200		1	
12405 SPARK PLUG ASSY. - 18MM						
60/60	A (for racing only)	6&8	All	BF601-gap setting-.023"/.027"	6or8	C2AZ 12405-A
60/60	A (for racing only)	6&8	All	BTF1-gap setting-.023"/.027"	6or8	C2AZ 12405-B
60/60	A (for racing only)	6&8	All	BF22-gap setting-.028"/.032"	6or8	C3AZ 12405-A
60/60	A (for racing only)	6&8	All	BF12-gap setting-.028"/.032"	6or8	C3AZ 12405-B

RESTRICTIONS			PART NUMBERS					
YEAR	MODEL & DESCRIPTION	C.I.D.	LIGHT SERVICE		NORMAL SERVICE		H D SERVICE	
			AUTOLITE	FORD	AUTOLITE	FORD	AUTOLITE	FORD
6 CYLINDER ENGINES								
60/64	A(S/E carb.), P/C, Taxi	223	BF82	B7A 12405-B	BF82	B7A 12405-B	BF82	B7A 12405-B
60/64	A(exc. S/E carb.)	223	BTF6	B7A 12405-A	BTF6	B7A 12405-A	BTF6	B7A 12405-A
60/	B, X	144, 170 200	BF92	C2OZ 12405-A	BF82	B7A 12405-B	BF82	B7A 12405-B
8 CYLINDER ENGINES								
62/64	A(Δ), B, X	221, 260	BF82	B7A 12405-B	BF42	B8A 12405-A	BF42	B8A 12405-A
63/64	A, B(2/B)	289	BF42	B8A 12405-A	BF42	B8A 12405-A	BF42	B8A 12405-A
60/62	A	292	BF92	C2OZ 12405-A	BF82	B7A 12405-B	BF82	B7A 12405-B
60/	A Special(4/B, 6/B, 8/B)	352, 390	BF32	C0AZ 12405-A	BF32	C0AZ 12405-A	BF32	C0AZ 12405-A
60/	A, B, S(2/B, 4/B)	352, 390, 427	BF42	B8A12405-A	BF42	B8A 12405-A	BF42	B8A 12405-A
62/	A Special(4/B, 6/B, 8/B)	406, 427	BF32	C0AZ 12405-A	BF32	C0AZ 12405-A	BF32	C0AZ 12405-A
63/	B Specials(4/B)	289	BF32	C0AZ 12405-A	BF32	C0AZ 12405-A	BF32	C0AZ 12405-A
61	P/C	390	BF42	B8A 12405-A	BF42	B8A 12405-A	BF42	B8A 12405-A
62	P/C	390	BF32	C0AZ 12405-A	BF32	C0AZ 12405-A	BF32	C0AZ 12405-A
63	P/C- "Before 3/23/63"	390	BF42	B8A 12405-A	BF42	B8A 12405-A	BF42	B8A 12405-A
63/	P/C- "From 3/23/63"	390	BF42	B8A 12405-A	BF32	C0AZ 12405-A	BF32	C0AZ 12405-A
62/63	S Special(6/B)	390	BF32	C0AZ 12405-A	BF32	C0AZ 12405-A	BF32	C0AZ 12405-A
60	S	430	BF32	C0AZ 12405-A	BF32	C0AZ 12405-A	BF32	C0AZ 12405-A
YEAR	MODEL	CYL.	C.I.D.	DESCRIPTION			QTY.	PART NUMBER
TUNE UP KIT - AUTOLITE								
60/62	A(352,390)			Consists of			1	TKF 1
63/	A(exc. 390)			1-B8Q 12171-A (DP-12) points				
				1-B9AZ 12300-A (DC-13) cond.				
62/	B			8-B8A 12405-A (BF-42) spark plugs				
60/	S							
63/	X(8 cyl.)							
62/	B(6 cyl. exc. T/E)			Consists of			1	TKF 2
				1-FAA 12171-A (DP-3) points				
				1-7RA 12300-C (DC-6) cond.				
60/	X(6 cyl. exc. T/E)			6-B7A 12405-B (BF-82) spark plugs				
60/62	A(292)			Consists of			1	TKF 4
				1-B8Q 12171-A (DP-12) points				
				1-B9AZ 12300-A (DC-13) cond.				
				8-B7A 12405-B (BF-82) spark plugs				
60/	A(6 cyl.)			Consists of			1	TKF 5
				1-FAA 12171-A (DP-3) points				
				1-7RA 12300-C (DC-6) cond.				
				6-B7A 12405-A (BTF-6) spark plugs				
12418 PIN - DISTRIBUTOR BREAKER PLATE								
60/64	A, B, S, X, P/C	8	All				1	B7A 12418-A
12480 KIT - ENGINE GOVERNOR								
60/61	X	6	144,170				1	CODE 12480-A
12481 TUBE - GOVERNOR TO CARBURETOR BY-PASS								
60/64	A	6	223	.081" I.D. -.141" O.D. -.484" long-brass			1	B5C 12481-A
12638 WIRING ASSY. - STARTER CIRCUIT JUMPER								
63	A	8	All	Cut from B6A 14296-C bulk wire-used with back-up lights and 4 speed transmission			1	*C1MF 12638-A
64	A (with C/4)	8	289				1	C4AZ 12638-A
64	A (with C/4)	6	223				1	
62	B (with F/M/2)	6&8	170,221				1	C2OB 12638-A
64	B(with F/M/2)	6&8	200,280				1	
64	B(with 2/B carb. & F/M/2)	8	289				1	
64	B(with 2/B carb. & C/4)	8	289				1	C4OZ 12638-A

DESCRIPTION AND RESTRICTIONS	PART NUMBER	DISTRIBUTOR PARTS LIST												
		A	B	C	D	E	F	G	H	J	K	L	M	
CUP - OIL	B6A 10141-A	1	1	1	1	1								
REPAIR KIT - DISTRIBUTOR	A7A 12000-B (DK-2)	1	1	1	1	1	1	1	1	1	1	1	1	
Consists of		(1) FAA 12171-A Points			(1) FAA 12200-B Rotor			(1) FET 12300-A Condenser or (1) 7RA 12300-C Condenser						
HOUSING - DISTRIBUTOR TERMINAL (CAP)	7HA 12106 (DH-4)	1	1	1	1	1	1	1	1	1	1	1	1	
BUSHING UPPER	A8A 12120-A (MC-147)	1		1		1	1	1	1	1	1	1	1	
	C4DZ 12120-A (MC-157)		1		1									
OILER - DISTRIBUTOR HOUSING	FAA 12135-A						1	1	1	1	1	1	1	
GASKET - DISTRIBUTOR BASE	C0DF 12143-A FAA 12143-A	1	1	1	1	1		1		1				
CLAMP - TERMINAL HOUSING (HOLD DOWN)	7RA 12144	2	2	2	2	2	2	2	2	2	2	2	2	
RIVET - TERMINAL HOUSING CLAMP	B 12145	2	2	2	2	2	2	2	2	2	2	2	2	
SNAP RING - DISTRIBUTOR BREAKER PLATE	7RA 12146 (DZ-10)	1	1	1	1	1	1	1	1	1	1	1	1	
PLATE - DISTRIBUTOR BREAKER	C1DF 12151-A (DB-10)	1	1								1	1	1	
	C2DZ 12151-A			1										
	C3UZ 12151-A				1	1	1	1						
	C0AF 12151-A								1	1				
POINT SET - BREAKER PIVOTLESS	C3DZ 12171-A (DP-70)		1							1				
Pivot	FAA 12171-A (DP-3)	1	1	1	1	1	1	1	1	1	1	1	1	
Washer	34802-S(X59)	2	2	2	2	2	2	2	2	2	2	2	2	
Screw No. 8-32 x 5/16" Fill. head	31037-S7(U-48)	2	2	2	2	2	2	2	2	2		2	2	
Screw No. 8-32 x 5/16" Fill. head	355067-S7(BB-53)											2		
SHAFT and CAM - DISTRIBUTOR	C2DZ 12175-B (DF-290)	1		1		1								
	C4DZ 12175-A (DF-325)		1		1									
	C2AZ 12175-B (DF-331)						1			1			1	
	C2AZ 12175-C (DF-291)							1	1		1	1		
WASHER - DISTRIBUTOR DRIVEN GEAR	B8A 12179-A						1	1	1	1	1	1	1	

DESCRIPTION AND RESTRICTIONS	PART NUMBER	DISTRIBUTOR PARTS LIST										N thru Z					
		N	P	Q	R	S	T	U	V	W	X	Y	Z				
REPAIR KIT DISTRIBUTOR	A7A 12000-B (DK-2)	1	1	1	1	1	1	1	1	1	1	1	1				
Consists of		(1) FAA 12171-A Points		(1) FAA 12200-B Rotor		(1) FET 12300-A Condenser or (1) 7RA 12300-C Condenser											
HOUSING DISTRIBUTOR TERMINAL (CAP)	7HA 12106 (DH-4)	1	1	1	1	1	1	1	1	1	1	1	1				
BUSHING	A8A 12120-A (MC-147)	1	1	1	1												
Upper	C4DZ 12120-A (MC157)					1	1	1	1	1	1	1	1				
	C1TF 12132-A (MC-155)	1			1												
	C4AZ 12132-A (MC-158)								1	1							
OILER - DISTRIBUTOR HOUSING	FAA 12135-A	1	1	1	1	1	1	1	1	1	1	1	1				
CLAMP - TERMINAL HOUSING (HOLD DOWN)	7RA 12144	2	2	2	2	2	2	2	2	2	2	2	2				
RIVET - TERMINAL HOUSING	B 12145	2	2	2	2	2	2	2	2	2	2	2	2				
SNAP RING DISTRIBUTOR BREAKER PLATE	7RA 12146 (DZ-10)	1	1	1	1	1	1	1	1	1	1	1	1				
PLATE - DISTRIBUTOR BREAKER	C1DF 12151-A (DB-10)												1				
	C3UZ 12151-A	1	1	1	1	1	1	1	1	1	1	1	1				
POINT SET - BREAKER PIVOTLESS	C3DZ 12171-A (DP-70)																
Pivot	FAA 12171-A (DP-3)	1	1	1	1	1	1	1	1	1	1	1	1				
Screw-No. 8-32 x 5/16"-fill. head	31037-S7(U48)	2	2	2	2	2	2	2	2	2	2	2	2				
Washer-No. 8	34802-S(X59)	2	2	2	2	2	2	2	2	2	2	2	2				
SHAFT and CAM DISTRIBUTOR	C5AZ 12175-B (DF-349)												1	1			
	C4AZ 12175-B (DF-324)					1	1										
	C2AZ 12175-C (DF-291)			1	1												
	C2TZ 12175-B (DF-293)	1			1												
	C4AZ 12175-C (DF-323)									1	1						
WASHER - DISTRIBUTOR DRIVEN GEAR	B8A 12179-A	1	1	1													
	C4AZ 12179-A (DZ-343)					1	1										
	C5TZ 12179-A (DZ-381)												1	1			

● Not Applicable to 1960/64 Models

FORD CAR PARTS

DESCRIPTION AND RESTRICTIONS	PART NUMBER	DISTRIBUTOR PARTS LIST										N thru Z						
		N	P	Q	R	S	T	U	V	W	X	Y	Z					
ROTOR - DISTRIBUTOR	FAA 12200-B (DR-1)	1	1	1	1	1	1	1	1	1	1	1						
RETAINER - DISTRIBUTOR ROTOR	0BA 12213-A (DZ-355)	1	1	1	1	1	1	1	1	1	1	1						
WIRE ASSY. - PRIMARY TERMINAL	C0DF 12216-A (DW-10)	1	1	1	1	1	1	1	1	1								
	C5AZ 12216-A (DW-22)											1	1					
WIRE - DISTRIBUTOR BREAKER GROUND	7RA 12264 (ML-290)	1	1	1	1	1	1	1	1	1	1	1	1					
Screw & lockwasher-No. 8-32 x 5/16" fill, head	355067-S7(BB53)	1	1	1	1	1	1	1	1	1	1	1	1					
CLAMP DISTRIBUTOR to CYLINDER HEAD	C3AZ 12270-A						1	1	1									
Screw-5/16"-18 x 1"	20386-S8(B53)						1	1	1									
Lockwasher-5/16"	34806-S7(X64)						1	1	1									
CONDENSER - DISTRIBUTOR DIAPHRAGM	7RA 12300-C (DC-6)	1	1	1	1	1	1	1	1	1	1	1	1					
Nut-No. 6-32	34051-S7(M154)	1	1	1	1	1	1	1	1	1	1	1	1					
Lockwasher-No. 6	34801-S(X58)	1	1	1	1	1	1	1	1	1	1	1	1					
Screw & lockwasher-No. 8-32 x 5/16"	355067-S(BB53)	1	1	1	1	1	1	1	1	1	1	1	1					
GASKET DISTRIBUTOR DIAPHRAGM	B7A 12320-A					1												
DIAPHRAGM - VACUUM CONTROL	C0DF 12370-A (DD-12)	1	1				1			1			1	1				
	C0AF 12370-A (DD-10)				1	1			1			1						
Screw & lockwasher-No. 8-32 x 3/4"	43395-S8(U75)	2	2	2	2	2	2	2										
Nut-tube-3/8-24 (dist. vacuum tube)	351112-S(MM109)	2		2			2	2	2	2	2	2	2					
Pin-self-lock-7/16" long	353610-S8(NN126)	1	1	1	1	1	1	1	1	1	1	1	1	1	1	1	1	1
GEAR - DISTRIBUTOR DRIVEN	B5A 12390-A (DZ-370)			1	1													
	C1TF 12390-A (DZ-361)	1				1												
	C4AZ 12390-A (DZ-393)							1	1									
	C4AZ 12390-B										1	1						
	C5TZ 12390-A (DZ-383)												1	1				
Rivet-1/8" x 3/16" (gear to shaft)	61489-S(S10)								1	1	1	1	1	1				1
Pin-1/8" x .672/.702" (gear to shaft)	354132-S(NN97)	1	1	1	1	1	1											1

● Not applicable to 1960/64 Models

DESCRIPTION AND RESTRICTIONS	PART NUMBER	DISTRIBUTOR PARTS LIST											
		A	B	C	D	E	F	G	H	J	K	L	M
CUP - DISTRIBUTOR OIL	B6A 10141-A	1			1	1		1	1				
REPAIR KIT - DISTRIBUTOR	C5ZZ 12000-A (DK-14)	1	1	1	1	1	1	1		1			
Consists of													
	(2) FDS 12171-A Points	(1) B7A 12200-A Rotor	(1) FET 12300-A Condenser										
			or										
			(1) 7RA 12300-C Condenser										
FELT - DISTRIBUTOR CAM LUBRICATOR	C3TZ 12A055-A								1				
SLEEVE - DISTRIBUTOR SHAFT PLATE	C2AZ 12A075-A						1						
HOUSING - DISTRIBUTOR TERMINAL (CAP)	B7A 12106-A (DH-6)	1	1	1	1	1	1	1	1	1	1		
BUSHING - DISTRIBUTOR HOUSING UPPER	B8QH 12120-A (MC-152)	1	1	1	1	1	1	1	1	1	1		
Lower	C5AZ 12132-A (MC-176)		1	1			1			1	1		
GASKET - DISTRIBUTOR BASE	B9TF 12143-A	1	1	1									
	B8A 12143-A				1	1	1	1	1	1	1		
CLAMP - TERMINAL HOUSING (HOLD DOWN)	B7A 12144-A (DZ-359)	2			2	2				2			
	7RA 12144		2	2			2	2			2	2	
RIVET - TERMINAL HOUSING (HOLD DOWN CLAMP)	B 12145	2	2	2	2	2	2	2	2	2	2	2	
PLATE - DISTRIBUTOR BREAKER UPPER	C0AF 12152-A (DB-18)	1	1	1	1	1	1	1	1	1	1		
POINT SET - DISTRIBUTOR ARM & CONTACT	FDS 12171-A (DP-6)	2	2	2	1	2	2	2			2		
	FAB 12171-B (DP-5)				1								
	C3AZ 12171-A (DP-71)									1		1	
Nut-No. 6-32	34051-S7(M154)	2	2	2	2	2	2	2	2	2	2	2	
Washer-No. 6	34801-S7(X58)	2	2	2	2	2	2	2	2	2	2	2	
Screw-No. 8-32 x 5/16"	355067-S7(BB53)	2	2	2	2	2	2	2	2	2	2	2	
SHAFT - DISTRIBUTOR	B8A 12175-A (DF-6)	1			1	1		1	1				
Includes C8AZ 12179-A washer	C5AZ 12175-C (DF-364)		1	1			1				1	1	
RETAINER - DISTRIBUTOR - CAM	B7A 12177-A	1	1	1	1	1	1	1	1	1	1	1	
WASHER - DRIVEN GEAR	B7A 12179-A	1			1	1		1	1				
WASHER-DISTRIBUTOR SHAFT THRUST-UPPER	C8AZ 12179-A (DZ-413)		1	1			1				1	1	
WEIGHT - DISTRIBUTOR ADVANCE	C4TZ 12188-A (DZ-12)	2	2			2		2	2				
	C5AZ 12188-A (DZ-382)			2			2				2	2	
COLLAR - DISTRIBUTOR SHAFT	7HA 12195	1	1	1	1	1	1	1	1	1	1	1	
ROTOR - DISTRIBUTOR	B7A 12200-A (DR-5)	1	1	1	1	1	1	1	1	1	1	1	
WIRE - PRIMARY TERMINAL	B8Q 12216-A	1	1	1	1	1	1	1		1			
	C3AZ 12216-A (DW-20)									1		1	
COVER - DISTRIBUTOR	C3AZ 12239-A									1		1	
CLAMP - DISTRIBUTOR TO CYLINDER HEAD	C3AZ 12270-A	1											
	B8A 12270-A								1	1			
Bolt-5/16"-18 x 1"	20386-S8(B53)	1							1	1			
Lockwasher-5/16"	34806-S7(X64)	1							1	1			
CONDENSER - DISTRIBUTOR	7RA 12300-C (DC-6)	1	1	1	1	1	1	1			1		
Screw-No. 8-32 x 5/16"	355067-S7(BB53)	2	2	2	2	2	2	2	2	2	2		
GEAR - DISTRIBUTOR DRIVEN	C2OF 12390-A	1	1	1									
	FAB 12390-C (DZ-367)				1	1	1	1	1	1	1	1	
Rivet-1/8"	61489-S(S10)	1	1	1	1	1	1	1	1	1	1	1	

● Not Applicable to 1960/64 Models

DUAL ADVANCE DISTRIBUTOR

DESCRIPTION AND RESTRICTIONS	PART NUMBER	DISTRIBUTOR PARTS LISTS												
		A	B	C	D	E	F	G	H	J	K	L	M	
CUP - OIL	B6A 10141-A	1	1										1	1
REPAIR KIT - DISTRIBUTOR	C0TZ 12000-A (DK-10)	1	1	1	1	1	1	1	1	1	1	1	1	1
Consists of		(1) B8Q 12171-A Points			(1) B7A 12200-A Rotor			(1) B9AZ 12300-A Condenser						
PLUG - DISTRIBUTOR DIAPHRAGM	C7AZ 12A022-A C8AZ 12A022-A (DZ-404)			1				1	1				1	
SLEEVE - DISTRIBUTOR SHAFT PLATE	C2AZ 12A075-A				1	1		1	1	1	1		1	1
HOUSING - DISTRIBUTOR TERMINAL (CAP)	B7A 12106-A (DH-6)	1	1	1	1	1	1	1	1	1	1	1	1	1
BUSHING - DISTRIBUTOR HOUSING (UPPER)	B8QH 12120-A (MC-148)	1	1	1	1	1	1	1	1	1	1	1	1	1
(Lower)	C5AZ 12132-A (MC-176)				1	1	1	1	1				1	
GASKET - DISTRIBUTOR BASE	B9TF 12143-A B8A 12143-A	1	1		1		1		1	1		1	1	
CLAMP - TERMINAL HOUSING HOLD DOWN	B7A 12144-A (DZ-339) 7RA 12144	2	2										2	2
				2	2	2	2	2	2	2	2	2	2	2
RIVET - TERMINAL HOUSING HOLD DOWN	B 12145	2	2	2	2	2	2	2	2	2	2	2	2	2
PLATE - DISTRIBUTOR BREAKER LOWER	B9AF 12151-A (DB-7)	1		1	1	1	1	1	1	1	1	1	1	1
Upper	B9AF 12151-B (DB-8)	1	1	1	1	1	1	1	1	1	1	1	1	1
Washer-"C" type	351825-S(XX9)	1	1	1	1	1	1	1	1	1	1	1	1	1
Washer-spring-3/16"	372395-S(XX368)	1	1	1	1	1	1	1	1	1	1	1	1	1
Washer-flat-3/16"	372396-S(XX78)	1	1	1	1	1	1	1	1	1	1	1	1	1
POINT SET - DISTRIBUTOR ARM and BREAKER - PIVOT	B8Q 12171-A (DP-12)	1	1	1	1	1	1	1	1	1	1	1	1	1
- Pivotless	C5AZ 12171-A (DP-77)					1	1	1	1	1				
Nut-No. 6-32	34051-S(M154)	2	2	2	2	2	2	2	2	2	2	2	2	2
Washer-No. 6	34801-S(X58)	2	2	2	2	2	2	2	2	2	2	2	2	2
Screw-No. 8-32 x 5/16"	355067-S(BB53)	2	2	2	2	2	2	2	2	2	2	2	2	2
SHAFT - DISTRIBUTOR	B8A 12175-A (DF-6)	1	1											1
Replaced by C5AZ 12175-C	*C5AZ 12175-A			1	1	1	1	1	1	1	1			
Includes C8AZ 12179-A washer	C5AZ 12175-C (DF-364)			1	1	1	1	1	1	1	1			
	B7A 12175-A (DF-4)												1	
"Before 1/29/68"	C4TZ 12175-B (DF-348)													1
Includes C8AZ 12179-A washer - "From 1/29/68"	C8TZ 12175-A (DF-368)													1

● Not applicable to 1960/64 Models

DUAL ADVANCE DISTRIBUTOR

DESCRIPTION AND RESTRICTIONS	PART NUMBER	DISTRIBUTOR PARTS LISTS											4A THRU		4M			
		A	B	●C	D	E	F	G	H	●J	K	L	M					
RETAINER - DISTRIBUTOR CAM	B7A 12177-A	1	1	1	1	1	1	1	1	1	1	1	1	1	1	1	1	1
WASHER - DRIVEN GEAR	B7A 12179-A	1	1												1	1	1	
WASHER - DISTRIBUTOR SHAFT THRUST - UPPER	C8AZ 12179-A (DZ-413)			1	1	1	1	1	1	1	1						1	
WEIGHT - DISTRIBUTOR ADVANCE	B7A 12188-A (DZ-11)	2	2													2		2
	C5AZ 12188-A (DZ-382)			2	2	2	2	2	2	2	2						2	
COLLAR - DISTRIBUTOR SHAFT	7HA 12195	1	1	1	1	1	1	1	1	1	1	1	1	1	1	1	1	1
ROTOR - DISTRIBUTOR	B7A 12200-A (DR-5)	1	1	1	1	1	1	1	1	1	1	1	1	1	1	1	1	1
WIRE - PRIMARY TERMINAL	C2OZ 12216-A (DW-17)	1	1													1		1
	C1VF 12216-A (DW-12)				1	1				1							1	
	C7VY 12216-A			1			1	1				1						
COVER - DISTRIBUTOR	C3AZ 12239-A																	
WIRE - DISTRIBUTOR BREAKER GROUND	B9AF 12264-A (ML-291)	1	1	1	1	1	1	1	1	1	1	1	1	1	1	1	1	1
CLAMP - DISTRIBUTOR TO CYLINDER HEAD	C3AZ 12270-A	1			1													
CONDENSER - DISTRIBUTOR	B9AZ 12300-A (DC-13)	1	1	1	1	1	1	1	1	1	1	1	1	1	1	1	1	1
Screw-No. 8-32 x 5/16"	355067-S(BB53)	2	2	2	2	2	2	2	2	2	2	2	2	2	2	2	2	2
GASKET - DIAPHRAGM VACUUM CONTROL	B7A 12320-A	1	1	1	1	1	1	1	1	1	1	1	1	1	1	1	1	1
DIAPHRAGM - VACUUM ADVANCE	B9AF 12370-A (DD-9)	1	1													1		1
	C5AZ 12370-A (DD-190)				1	1	1	1	1								1	
	C8AZ 12370-A (DD-236)			1								1						
Screw-No. 8-32 x 1 3/16"	354988-S(BB635)	1	1	1	1	1	1	1	1	1	1	1	1	1	1	1	1	1
"C" Retainer (diaphragm rod)	351826-S(XX2)	1	1	1	1	1	1	1	1	1	1	1	1	1	1	1	1	1
GEAR - DISTRIBUTOR DRIVEN	C2OF 12390-A	1	1		1	1	1					1						
	FAB 12390-C (DZ-367)			1						1	1							1
	FAE 12390-A (DZ-369)															1	1	
Rivet-1/8"	61489-S(S10)	1	1	1	1	1	1	1	1	1	1	1	1	1	1	1	1	1

DESCRIPTION AND RESTRICTIONS	PART NUMBER	DISTRIBUTOR PARTS LISTS											
		4 N THRU				4 Z							
		N	P	Q	R	S	T	U	V	W	X	Y	Z
CUP - OIL	B6A 10141-A	1			1	1				1			
REPAIR KIT - DISTRIBUTOR	C0TZ 12000-A		1	1	1			1	1	1		1	1
	C5ZZ 12000-A	1											
PLUG - DISTRIBUTOR DIAPHRAGM	C8AZ 12A022-A							1				1	
FELT - DISTRIBUTOR CAM LUBRICATOR	C3TZ 12A055-A					1	1				1		
SLEEVE - DISTRIBUTOR SHAFT PLATE	C2AZ 12A075-A		1	1				1	1		1	1	
HOUSING - DISTRIBUTOR TERMINAL (CAP)	B7A 12106-A	1	1	1	1	1	1	1	1	1		1	1
	B7AZ 12106-A										1		
BUSHING - DISTRIBUTOR HOUSING UPPER	B8QH 12120-A	1	1	1	1	1	1	1	1	1	1		1
	Lower C5AZ 12132-A		1				1				1		1
	Upper C8VY 12120-A											1	
GASKET - DISTRIBUTOR BASE	B9TF 12143-A											1	
	B8A 12143-A	1	1	1	1	1	1	1	1	1	1		1
CLAMP TERMINAL HOUSING HOLD DOWN	B7A 12144-A	2			2	2				2			
	7RA 12144		2	2			2	2	2		2	2	2
RIVET - TERMINAL HOUSING HOLD DOWN CLAMP	B 12145	2	2	2	2	2	2	2	2	2	2	2	2
PLATE - DISTRIBUTOR BREAKER LOWER	B9AF 12151-A		1	1	1	1	1	1	1	1		1	1
	Upper B9AF 12151-B		1	1	1	1	1	1	1	1	1	1	1
	C0AF 12152-A	1											
	Lower C1VY 12151-A										1		
POINT SET - DISTRIBUTOR ARM and BREAKER PIVOT	B8Q 12171-A		1	1	1	1			1	1	1	1	1
	Pivotless C5AZ 12171-A						1						1
	FDS 12171-A	2											
SHAFT DISTRIBUTOR	B8A 12175-A	1			1	1				1			
	Includes C8AZ 12179-A washer	C5AZ 12175-C		1	1			1	1	1		1	1
	"Before 1/29/68"	C8VY 12175-A										1	
	Includes C8AZ 12179-A thrust washer-upper-	C8VY 12175-B										1	
"From 1/29/68"													
RETAINER - DISTRIBUTOR CAM	B7A 12177-A	1	1	1	1	1	1	1	1	1	1	1	1
WASHER - DRIVEN GEAR	B7A 12179-A	1			1	1				1			
WASHER - DISTRIBUTOR SHAFT THRUST - UPPER	C8AZ 12179-A		1	1			1	1	1		1	1	1
WEIGHT - DISTRIBUTOR ADVANCE	B7A 12188-A				2	2				2			
	C5AZ 12188-A		2	2			2	2	2		2	2	2
	C4TZ 12188-A	2											
COLLAR - DISTRIBUTOR SHAFT	7HA 12195	1	1	1	1	1	1	1	1	1	1		1
	C8VY 12195-A											1	
ROTOR - DISTRIBUTOR	B7A 12200-A	1	1	1	1	1	1	1	1	1	1	1	1
WIRE - DISTRIBUTOR PRIMARY TERMINAL	C1VF 12216-A		1	1	1				1	1			1
	C7VY 12216-A								1				
	Replaced by B8Q 12216-A	★C0AF 12216-B	1										
	C3SZ 12216-A						1	1			1		
	C7TZ 12216-A											1	
	B8Q 12216-A (DW-4)	1											

● Not Applicable to 1960/64 Models

DESCRIPTION AND RESTRICTIONS	PART NUMBER	DISTRIBUTOR PARTS LISTS												
		N	P	Q	R	S	T	U	V	W	X	Y	Z	
COVER - DISTRIBUTOR DUST	C3AZ 12239-A					1	1					1		1
WIRE - DISTRIBUTOR BREAKER GROUND	B9AF 12264-A		1	1	1	1	1	1	1	1	1	1	1	1
CLAMP - DISTRIBUTOR TO CYLINDER HEAD	C3AZ 12270-A								1					
	B8A 12270-A		1	1	1	1	1	1						
	★B8S 12270-A										1			
CONDENSER - DISTRIBUTOR	B9AZ 12300-A		1	1	1			1	1	1		1	1	
	7RA 12300-C	1												
GASKET - DISTRIBUTOR DIAPHRAGM VACUUM CONTROL	B7A 12320-A	1	1	1	1	1		1	1	1	1	1	1	
DIAPHRAGM - VACUUM ADVANCE	B9AF 12370-A				1	1				1				
	C5AZ 12370-A		1	1			1		1		1		1	
	★C0AF 12370-B	1												
	C8AZ 12370-E							1						
	C8AZ 12370-C											1		
GEAR - DISTRIBUTOR DRIVEN	FAB 12390-C	1	1	1	1	1	1	1			1			
	FAE 12390-A													
	B8E 12390-A								1	1			1	
	C4TZ 12390-A											1		

● Not Applicable to 1960/64 Models

Included in this index are the following major groups in the order shown below:

LAMPS and HORNS

WIRING

MISCELLANEOUS ACCESSORIES

INDEX

SECTIONS 130, 134 and 137 - LAMPS and HORNS

PART NAME	GROUP NUMBER	PART NAME	GROUP NUMBER
Actuator (courtesy lamp switch)	13A786	Extension (rear license lamp bracket)	13A463-4
Actuator (luggage compartment door open limit switch)	13A730-1	Flasher ass'y. (turn indicator)	13350
Actuator assy. (luggage compartment door open limit switch)	13A796	Gasket (headlamp high beam indicator lamp)	13A050
Arm (headlamp adjusting)	13136	Gasket (headlamp mounting)	13044
		Gasket (interior lamp)	13790
		Gasket (license plate lamp lens)	13538
Bezel (map lamp lens)	13B705	Gasket (parking lamp lens)	13211
Bezel assy. (headlamp)	13A043-4	Gasket (rear lamp lens)	13461
Bezel (rear lamp)	13489		
Body (dome lamp)	13787	Handle (turn indicator switch)	13310
Body (rear lamp)	13440	Headlamp assy. (less bulb and wiring)	13008
Body & socket ass'y. (rear license plate lamp)	13560		13035
Body & switch assy. (interior lamp)	13749	Hinge (rear license plate support)	13426
	13786	Horn ass'y. (less bracket)	13832-3
Body ass'y. (parking lamp)	13206-7	Horn kit (vacuum air)	13800
Body ass'y. (rear lamp)	13434-5	Housing (headlamp assy.)	13A045
Bracket (courtesy lamp)	13763	Housing assy. (headlamp switch)	13A110
Bracket (headlamp door retaining)	13001	Hub (horn blowing ring)	13A829
	13013	Insulator (horn blowing ring)	13A816
Bracket (headlamp housing support)	13A088	Insulator (horn blowing ring pressure)	13A813
Bracket (headlamp spring retainer)	13088	Insulator (horn ring brush)	13A822
Bracket (luggage compartment door close limit switch)	13B714	Jewel (high beam indicator)	13586
Bracket (luggage compartment door open limit-switch mounting)	13A793	Kit (horn brush and insulator repair)	13A821
Bracket (rear lamp mounting)-lower	13A418-9	Lamp (luggage compartment)	13A756
Bracket (rear lamp mounting)-upper	13A540-1	Lamp (open door warning)	13751
Bracket (rear license lamp)	13A458	Lamp assy. (interior-pillar)	13776
Bracket (rear license plate lamp)	13423	Lamp ass'y. (parking)	13200-1
Bracket (reflector mounting)	13A527	Lamp ass'y. (rear license)	13550
Bracket (turn indicator flasher mounting)	13351	Lamp assy. (turn signal indicator)	13A355-6
Bracket (turn signal indicator lamp mounting)	13963	Lens (air control indicator lamp)	13A779
Bracket & socket ass'y. (map lamp)	13754	Lens (courtesy & map lamp)	13547
Bracket & spring assy. (horn)	13830	Lens (instrument panel turn indicator lamp)	13340
Bracket ass'y. (headlamp adjusting nut)	13021	Lens (map lamp)	13761
Bracket assy. (headlamp door stop)	13A096	Lens (parking lamp)	13208-9
Brush (horn button or ring)	13A821	Lens (pillar lamp or dome lamp)	13783
Brush (horn blowing ring contact)	13A824	Lens (rear lamp)	13450
Bulb (headlamp)	13007	Lens (rear license plate lamp)	13534
Bulb (instrument panel, rear lamp, turn signals etc.)	13465-6	Lens ass'y. (courtesy lamp)	13734
Bumper ass'y. (rear license plate support)	13398	Lever (turn indicator)	13305
Button assy. (horn)	13A805	Nut (headlamp adjusting)	13181
		Ornament (rear lamp lens)	13616
Cam (turn indicator turn off)	13318	Pad (interior lamp)	13A739
Cap (headlamp dimmer foot switch)	13533	Pad (parking lamp)	13A205
Clip (headlamp door retaining)	13067	Pad (parking lamp body to fender)	13217
Clip (rear lamp door retainer)	13A424	Pad (rear lamp mounting)	13420
Clip (turn indicator cover)	13377	Pad (turn signal indicator lamp mounting)	13A326
Door assy. (interior lamp)	13779	Pawl (turn indicator switch plate)	13309
Door ass'y. (rear lamp)	13448-9	Plate (headlamp mounting)	13A004-5
Door (headlamp)	13064	Plate (horn blowing button mounting)	13A848
Door (license plate lamp)	13560	Plate (horn blowing ring ground)	13A828
Door (parking lamp)	13210	Plate (horn button or ring contact)	13A808
	13212		13A832
			13A889
Door (pillar lamp)	13788	Plate (horn button or ring index)	13A809
Door (rear lamp)	13A537-8	Plate (horn switch brush)	13A823

INDEX

SECTIONS 130, 134 and 137 - LAMPS and HORNS - continued

PART NAME	GROUP NUMBER	PART NAME	GROUP NUMBER
Plate (turn indicator lamp mounting)	13367	Spring (turn indicator switch plate retainer)	13343
Plate ass'y. (turn indicator switch)	13304	Spring (turn signal indicator lamp)	13A353
Plug (headlamp connector)	13086	Support (headlamp housing)	13B069
Relay (interior lamp)	13A777	Support ass'y. (rear license plate)	13422
Relay & bracket assy. (horn)	13853	Switch (map lamp)	13764
Relay assy. (turn signal)	13A366	Switch (pillar lamp or dome lamp)	13752
Retainer (dome lamp lens)	13784	Switch (stoptlight)	13480
Retainer (headlamp door)	13042	Switch & mounting plate ass'y. (turn indicator)	13341
	13062	Switch ass'y. (courtesy & map lamp)	13713
Retainer (headlamp junction block)	13A060	Switch assy. (emergency warning system)	13A350
Retainer (horn ring medallion)	13A810	Switch assy. (headlamp dimmer)	13A024
Retainer (instrument cluster signal lamp jewel)	13588	Switch assy. (horn blowing)	13A875
Retainer (parking lamp)	13220-1	Switch assy. (luggage compartment door closed limit)	13A729
Retainer (rear lamp wiring)	13A506	Switch assy. (luggage compartment door open limit)	13A727-8
Retainer (turn indicator control arm)	13347		
Retainer (turn indicator signal lamp)	13A305	Wire (pillar lamp)	13796
Retainer (turn indicator switch wire)	13327	Wire (rear license lamp connection)	13A441
Ring (headlamp adjusting)	13118-9	Wire (rear license plate lamp socket)	13412
Ring (headlamp bulb retaining)	13015	Wire & socket (luggage compartment)	13A756-7
Ring (horn blowing)	13A800	Wire assy. (glove compartment lamp feed)	13A721
Ring (horn blowing arm)	13A811	Wire assy. (horn ground)	13A847
		Wire assy. (horn relay to horn)	13A804
Screw (headlamp adjusting)	13002	Wire assy. (horn switch)	13927
Seal (rear lamp body)	13520		13A843
Shield (parking lamp splash)	13225	Wire assy. (interior pillar lamp ground)	13A776
Sleeve (rear lamp lens)	13489	Wire assy. (turn indicator jumper)	13A318
Socket (luggage compartment lamp)	13548	Wiring (interior lamp switch)	13A709
Socket & wire assy. (instrument panel lamp)	13621	Wiring (luggage compartment lamp)	13549
Socket & wire assy. (turn signal indicator lamp)	13A371	Wiring & socket (ash receptacle lamp)	13A726
Socket & wiring assy. (dome lamp)	13A719	Wiring assy. (courtesy lamp switch extension)	13A724
Socket & wiring (rear lamp)	13410	Wiring assy. (courtesy or interior lamp switch)	13A709
Socket ass'y. (dome lamp)	13793		13B712
Socket assy. (instrument panel lamp)	13711	Wiring assy. (headlamp leads)	13076
Spacer (horn bracket spring)	13827	Wiring assy. (rear interior lamp)	13A710
Spacer (rear lamp reflector mounting)	13A526	Wiring assy. (rear interior lamp ground)	13A700
Spring (headlamp ball ring)	13031	Wiring assy. (rear lamp extension)	13A408
Spring (horn blowing)	13A807	Wiring assy. (rear lamp jumper)	13A412
Spring (rear license plate support)	13455	Wiring assy. (stop lamp switch jumper)	13A427
Spring (turn indicator control arm tension)	13346	Wiring assy. (turn signal indicator)	13A357
Spring (turn indicator switch pawl)	13316		

SECTIONS 140, 144 and 145 - WIRING

PART NAME	GROUP NUMBER	PART NAME	GROUP NUMBER
Actuator (door open warning lamp)	14022	Clip (fuse panel wiring)	14A173
Actuator (seat regulator limit switch)	14B703	Clip (window regulator switch retaining)	14559
		Clip (window regulator housing retainer)	14570
Bezel (rear window regulator control switch)	14A122	Clip (wiring)	14197
Bezel (seat regulator control switch)	14B690	Connector & sleeve assy. (wiring terminal)	14487
	14A706	Connector (wire)	14488
Block assy. (headlamp wiring)	14448	Control assy. (door lock-vacuum)	14028
Bracket (circuit breaker mounting)	14A066		
Bracket (rear window reg. control switch mounting)	14A125	Cover (ballast resistor mounting plate-transistorized ignition)	14A276
Bracket (relay mounting)	14A301	Escutcheon (window reg. single switch mounting)	14A183
Bracket (seat regulator control mounting)	14B691		
	14A705	Fuse (cigar lighter)	14429
Bracket (seat reg. horizontal limit switch)	14B702	Fuse Holder	14417
Bracket (seat regulator motor relay mounting)	14478	Gasket (top control circuit breaker mounting)	14A222
Bracket (seat regulator terminal mounting)	14652	Gasket (window regulator switch)	14616
Breaker assy. (electrical circuit)	14526		
Breaker assy. (electrical circuit)-glass tube	14526	Gasket (window regulator switch housing)	14A230
Bus Bar Assy. (electrical feed)	14A033	Grommet (wiring thru dash)	14605
Bus bar (window regulator switch)	14513		
Cable (battery)	14300-1		
Cable (relay to starter)	14431		

INDEX

SECTIONS 140, 144 and 145 - continued

PART NAME	GROUP NUMBER	PART NAME	GROUP NUMBER
Housing (window regulator switch)	14527-8	Wire (bulk)	14296
Insert (window regulator multiple switch)	14A307	Wire (circuit breaker to back window switch)	14A220
Insulator (non metallic wiring conduit)	14A240	Wire harness (luggage compartment)	14276
Insulator (window regulator control switch)	14A016	Wire (ign. switch to electric seat switch breaker)	14626
Junction block assy. (accessory terminal)	14A725	Wire (motor relay to seat reg. circuit breaker)	14682
Kit (alternator installation)	14A240	Wire (overdrive harness to ignition coil dist. side)	14381
Lamp & wiring assv. (glove compartment)	14412	Wire (seat control circuit breaker to switch)	14B706
Lever (seat regulator limit switch)	14B701	Wire terminal kit	14294
Motor ass'y. (electric seat regulator)	14547	Wire assv. (accessory feed)	14A318
Motor ass'y. (window regulator)	14553	Wire ass'y. (dash panel to headlamp junction)	14290
Nut (rear window reg. control switch)	14A124	Wire ass'y. (dash to engine gauge feed)	14289
Nut (seat regulator control switch bezel)	14695	Wire assy. (electric seat regulator relay feed)	14643
Plate (ballast resistor mtg. -transistorized ignition)	14A274	Wire assy. (ignition switch to heater switch)	14338
Plate (window regulator switch)	14523	Wire ass'y. (ign. to window reg. safety switch)	14785
	14524	Wire ass'y. (interior lamp feed)	14334
Plate assy. (fuse junction panel box cover)	14A281	Wire ass'y. (motor relay to window regulator)	14679
Plate assy. (ballast resistor mounting-transistorized ignition)	14A275	Wire ass'y. (oil pressure gauge)	14322
Relay assy. (electric window regulator)- safety	14677	Wire assy. (rear lamp extension)	14408
Relay ass'y. (seat regulator control)	14546	Wire ass'y. (safety relay to circuit breaker)	14678
	14A707	Wire assy. (seat reg. control relay feed extension)	14618
Relay assy. (window & seat regulator control)	14512	Wire assy. (seat regulator feed)	14716
Retainer (cowl wiring grommet through dash)	14608	Wire assy. (seat regulator switch to relay extension)	14B705
Retainer (luggage compt. wiring)	14A193	Wire assy. (starter relay to circuit breaker)	14A237
Retainer (wiring harness)	14A163	Wire assy. (stop lamp relay feed)	14A303
		Wiring & junction block assy. (instrument panel)	14A032
Shaft assy. (seat adjusting regulator solenoid)	14A721		
Shell (wire connector)	14A309	Wiring harness & circuit breaker (body main)	14A302
Shield (engine compartment wiring harness)	14A088	Wiring ass'y. (back window regulator)	14687
Shield (window regulator control switch)	14A244	Wiring ass'y. (back window regulator feed)	14683
Shield (window regulator wiring)	14A099	Wiring assy. (body main)	14A005
	14A177	Wiring assy. (door open warning lamp)	14790
Sleeve (insulating)	14455	Wiring assy. (electric seat circuit breaker)	14800
Sleeve (wiring connector)	14489	Wiring ass'y. (fuel gauge tank unit)	14406
Socket & wiring (temperature & oil warning lamps)	14522	Wiring assy. (gen. or alternator to voltage regulator)	14305
Solenoid & clamp assy. (seat regulator control)	14A719-20	Wiring ass'y. (generator to voltage regulator)	14305
Spacer (rear window reg. control switch)	14A123	Wiring ass'y. (horn switch)	14308
Strap (engine to dash ground)	14300	Wiring assy. (instrument panel)	14444
Switch & brkt. ass'y. (tailgate)-window limit	14A011	Wiring ass'y. (instrument panel to dash panel)	14401
Switch & lever assy. (seat regulator limit)	14B699	Wiring assy. (low fuel warning jumper)	14624
Switch & wire ass'y. (glove compartment lamp)	14413	Wiring ass'y. (rear lamp)	14405
Switch & wiring (window regulator control)	14086-7	Wiring ass'y. (roof exterior lamps)	14A018
Switch assy. (door open warning lamp)	14018	Wiring assy. (seat regulator relay feed)	14A698
Switch assv. (seat regulator control)	14A701	Wiring assy. (seat regulator switch to relay)	14A697
Switch assv. (seat regulator limit)	14B700	Wiring ass'y. (trans. overdrive solenoid to relay)	14382
Switch ass'y. (window regulator)	14540	Wiring assy. (warning indicator lamp)	14A313
Switch ass'y. (window regulator control)	14529	Wiring assy. (window regulator motor jumper)	14663
Terminal (electrical wiring)	14464	Wiring ass'y. (window regulator rear switch feed)	14A027
Terminal (electric wiring solderless crimp-on type)	14294	Wiring ass'y. (window regulator rear quarter)	14A081
Terminal (high tension wire)	14460	Wiring assy. (window regulator safety relay to window regulator switch)	14A200
Terminal (spark plug)	14453	Wiring (front window regulator)	14630-1
Terminal (wire)	14468	Wiring (rear quarter window regulator)	14A081
	14474	Wiring (rear quarter window regulator)-R. H.	14644
	14461	Wiring (rear window regulator)	14632-3
Terminal assy. (fuse holder)	14A034	Wiring (seat regulator limit switch to solenoid)	14B704

SECTION 150 - MISCELLANEOUS ACCESSORIES

Actuator (back up lamp switch)	15540	Body & socket assy. (back up lamp)	15511-2
Actuator (luggage compt. door position "B" switch)	15881	Bracket (back up lamp mounting)	15A507
Actuator (top control erect switch)	15B660	Bracket (back-up lamp switch adjusting)	15A518
Actuator (top control switch limit)	15A694	Bracket (back up lamp switch mounting)	15517
Actuator (upper back finish panel limit switch)	15A696	Bracket (fog lamp mounting)	15266
Adapter (cigar lighter socket)	15063	Bracket (parking brake signal lamp to dash)	15A853
Back up lamp (kit)	15499	Bracket (top control erect switch mounting)	15A673
Bezel (cigar lighter-outer)	15059	Bracket (top control limit switch actuator)	15765
Bezel assy. (clock)	15009-10	Bracket (top control limit switch mounting)	15A680

FORD CAR PARTS

SECTION 130

711

YEAR	MODEL	DESCRIPTION	QTY.	PART NUMBER
13001 BRACKET - HEADLAMP DOOR RETAINING -Also refer to Groups 13013, 13062				
64	A	R. H.	5	C4AZ 13001-E
64	A	R. H.	1	C4AZ 13001-F
64	B	R. H. & L. H.	2	C4OZ 13001-A
64	B	R. H.	1	C4OZ 13001-B
64	B	L. H.	2	
64	B	R. H. & L. H.	2	C4OZ 13001-D
64	B	R. H.	1	C4OZ 13001-E
64	B	R. H. & L. H.	2	C4OZ 13001-F
61	X	R. H. -lower	2	★C1DF 13001-A
62	X	R. H.	1	★C2DZ 13001-A
63	X	R. H.	1	C3DZ 13001-A
64/	X	R. H.	2	C4DZ 13001-A
13A004-S BRACKET OR PLATE - HEADLAMP MOUNTING				
63	A	R. H.	1	C3AZ 13A004-A
		L. H.	1	C3AZ 13A005-A
63/64	B	R. H.	1	C3OZ 13A004-B
		L. H.	1	C3OZ 13A005-B
61/63	S	R. H.	1	C3SZ 13A004-A
		L. H.	1	C3SZ 13A005-A
63	A	Screw & washer (plate to front fender apron and radiator support)-5/16"-24 x 1.25"	2	353483-S2(BB588)
63	B		4	
63	A	Screw & washer (plate thru brace to front fender apron and radiator support)	2	
63	A	Nut-5/16"-24"	4	33798-S8(M62)
		Flat washer-5/16"	4	44722-S8(X19)
63	B	Nut retainer-5/16"-24"	4	359952-S2(MM198)
13007 BULB - HEADLAMP				
60/	A, B, S	Low beam-Type No. 4002	2	B8AZ 13007-A
60/	A, B, S	High beam-Type No. 4001	2	B8AZ 13007-B
60/	X	Type No. 6012	2	C0DZ 13007-A
13008 HEADLAMP ASSY. - LESS BULB and WIRING				
- A -				
60	A	R. H. & L. H. -low beam	2	C0AF 13008-J
		L. H. & R. H. -high beam	2	C0AF 13008-K
61	A	R. H.	1	C1AZ 13008-A
		L. H.	1	C1AZ 13008-B
62	A	R. H. -includes attaching parts	1	C2AZ 13008-C
		L. H. -includes attaching parts	1	C2AZ 13008-D
63	A	R. H. -includes attaching parts	1	C3AZ 13008-A
		L. H. -includes attaching parts	1	C3AZ 13008-B
64	A	R. H. -includes attaching parts	1	C4AZ 13008-C
		L. H. -includes attaching parts	1	C4AZ 13008-D
- B -				
62	B	R. H.	1	C2OZ 13008-C
		L. H.	1	C2OZ 13008-D
63	B	R. H. -includes attaching parts	1	C3AZ 13008-A
		L. H. -includes attaching parts	1	C3AZ 13008-B
64	B	R. H. -includes attaching parts	1	C4OZ 13008-A
		L. H. -includes attaching parts	1	C4OZ 13008-B
- S -				
60	S	R. H.	1	C0SF 13008-A
		L. H.	1	C0SF 13035-A
61/63	S	R. H.	1	C1SB 13008-A
		L. H.	1	C1SB 13035-A
64/	S	R. H. -includes attaching parts	1	C4SZ 13008-A
		L. H. -includes attaching parts	1	C4SZ 13008-B

YEAR	MODEL	DESCRIPTION	QTY.	PART NUMBER
13008 HEADLAMP ASSY. - LESS BULB and WIRING - continued				
- X -				
60	X	R. H. & L. H.	2	C0DF 13008-C
61	X	R. H. -includes attaching parts	1	C1DB 13008-A
		L. H. -includes attaching parts	1	C1DB 13035-A
62	X	R. H. -includes attaching parts	1	C2DZ 13008-D
		L. H. -includes attaching parts	1	C2DZ 13008-C
63	X	R. H. -includes attaching parts	1	C3DZ 13008-B
		L. H. -includes attaching parts	1	C3DZ 13008-A
64/	X	R. H. & L. H. -includes attaching parts	2	C4DZ 13008-B
61/63	S	Screw (headlamp to casting) -No. 10-24 x 3/8"	4	★40515-S8
61/63	S	Lockwasher-No. 10	4	34903-S8(X96)
60/63	A	Lockwasher-3/8"	AR	34903-S8(X96)
62/64	B		4	
61/63	S		4	
60/62	X	"Before 3/23/62" Screw (headlamp to fender)-No. 8-15 x 5/8"-pan hd.	8	32930-S7(U340)
60/62	A	Nut-No. 8-15	8	45174-S8(M138)
60/62	X	"Before 3/23/62"	8	
60	S	Screw (headlamp to fenders)-No. 8-15 x 1/2"	12	★52546-S23
60	S	Nut-No. 8-15-spring	12	359487-S32(MM275)
61/63	S	Screw (headlamp to casting)-No. 10-24 x 3/8"	4	★40515-S8
60/62	A, B	Screw (headlamp to radiator side support or fender extension)-No. 10-24 x .50"	AR	40918-S8(U260)
62	B	Screw (headlamp to housing support bracket)	4	
63	A, B	Screw (headlamp to housing mounting bracket)	4	
63	A, B	Screw (headlamp to front fender)	4	
64	B	Screw (headlamp to front fender body)	4	
62/63	X	"From 3/23/62" Screw (headlamp to front fender apron & radiator support)-No. 8-32 x 1/2"	8	40917-S8(257)
64/	X	Screw (headlamp to front fender radiator support)-No. 8-32 x 1/2"	8	51764-S8 (U366)
62	B	Nut (headlamp to housing support bracket) - No. 10-24-spring	4	45185-S32(M140A)
64	A	Screw (headlamp to front fender radiator support and front fender extension)-No. 10-12 x 1/2"	12	42127-S8(U248C)
64/	S	Screw (headlamp to front fender extension)-No. 14-10 x 5/8"	4	31498-S8(U253-B)
64/	S	Nut-No. 14-10	4	★45195-S32
64	S	"Before 3/27/64" Nut (headlamp to front fender apron & radiator support)-1/4"-20	4	★378289-S39
64/	S	"From 3/27/64" Nut (headlamp to front fender apron & radiator support)-1/4"-20	4	★379558-S2
13013 BRACKET - HEADLAMP - DOOR RETAINING - Also refer to Groups 13001, 13062				
61	X	L. H. -lower	1	★C1DF 13013-A
62	X	L. H.	1	★C2DZ 13013-A
63	X	L. H.	1	C3DZ 13013-A
64	A	L. H.	1	C4AZ 13013-F
64	A	L. H.	5	C4AZ 13013-E
64/	X	L. H. -lower	2	C4DZ 13013-A
64/	X	L. H.	2	C4DZ 13013-B
13015 RING- HEADLAMP BULB RETAINING				
60	A, S		4	B8A 13015-B
61/	A, S		4	C1AF 13015-A
62/64	B		4	
60/	X		2	11A 13015-A
60	X	Screw (retaining ring to headlamp) - No. 8-32 x 5/16"-fillister head	6	31037-S7(U48)
60/	A, S	Screw (ring to headlamp adjusting R.H. or L.H. ring)-No. 8-18 x 1/2"	12	375452-S100
62/64	B		12	(BB630D)
60/	X		6	

YEAR	MODEL	DESCRIPTION	QTY.	PART NUMBER
13021 BRACKET ASSY. - HEADLAMP ADJUSTING NUT				
61/62	A	Center	2	C1AZ 13021-D
61/62	A	Upper-R.H. Inner-L.H. Outer	2	C1AZ 13021-F
61	A	Center	2	C2SZ 13021-A
61/63	S		2	
62/63	B		8	C2OB 13021-A
63/	A		8	
64	B		4	C4OZ 13021-A
60	S		2	*B8A 13021-A
61/63	S	Upper	4	*C1SZ 13021-A
60	X		4	B7A 13021-A
61/62	X	Upper - Center	4	C1DZ 13021-A
63/	X		2or4	C3DZ 13021-A
13A024 SWITCH ASSY. - HEADLAMP DIMMER				
60/	A, X	Foot operated-also used as reverberation type	1or2	COTZ 13A024-A
61/	B, S	rear seat speaker switch	1or2	(SW-263)
60	S	Foot control	1	B7AZ 13A024-A
				(SW-261)
60/	A, B, S, X	Screw (switch to floor pan)-No.10-12 x 3/4"	1or2	42141-S8(U250)
		Lockwasher - No. 10	1or2	34903-S8(X96)
60	S	Screw & washer (switch to dimmer switch cover)-1/4"-20 x 1/2"	2	*42817-S8
13031 SPRING - HEADLAMP BALL RING				
60	A, S		4	B8A 13031-A
61/62	A	R. H. & L. H. -high beam	2	C1AB 13031-B
61/62	A	R. H. & L. H. -low beam	2	C1AB 13031-A
61	S	R. H. & L. H.	4	
64/	A		4	C4AZ 13031-A
64	B		4	
62/63	B		4	C2OZ 13031-A
63	A		4	
64/	S		4	
62/63	S		4	C1VF 13031-A
61/	X		2	C1DZ 13031-A
13032 SCREW - HEADLAMP ADJUSTING				
61/62	A	1/4"-28 x 1.60" long	8	C1DF 13032-A
62/	B	1/4"-28 x 1 1/2" long	8	C2OZ 13032-A
61/	X		4	
63/	A		8	
61/	S		AR	
60	S	1/4"-28 x 2.42" long	4	*8A 13032
60	A, X		4or8	
13035 HEADLAMP ASSY. - LESS BULB and WIRING -Refer to Group 13008				
13042 RETAINER - HEADLAMP DOOR				
63	A, B		2	C3AZ 13042-A
61	X		2	*C1DF 13042-B
13A043-4 BEZEL ASSY. - HEADLAMP				
61/63	S	R. H.	1	C1SB 13A043-B
		L. H.	1	C1SB 13A044-B
		Screw (bezel to fender)-1/4-20 x 3/4"	4	359289-S8(BB574D)
		Nut 1/4"-20	4	33795-S7(M49)
		Lockwasher-1/4"	4	34940-S7(X88)
		Nut retainer-1/4"-20	4	354394-S2(MM187)
13044 GASKET - HEADLAMP MOUNTING				
60	S		2	B8AZ 13044-A
60	S	Black	2	B8S 13044-AA
60/62	X	"Before 12/4/61"	2	B7A 13044-A
62	X	"From 12/4/61"	AR	Use M-5397-A Sealer

YEAR	MODEL	DESCRIPTION	QTY.	PART NUMBER
	13A050	GASKET - HEADLAMP HIGHBEAM INDICATOR LAMP		
64	B	Rubber	1	C4OZ 13A050-A
	13A060	RETAINER - HEADLAMP JUNCTION BLOCK		
60/61	A, X		1	C1AF 13A060-A
	13062	RETAINER - HEADLAMP DOOR - Also refer to Group 13001		
61	A	R. H. & L. H. -inner	2	*C1AF 13062-D
62	A	R. H. & L. H. -inner	2	C2AB 13062-A
62	A	R. H. & L. H. -outer	2	C2AB 13062-B
63	A, B	R. H. -outer	1	C3AZ 13062-A
		L. H. -outer	1	C3AZ 13062-B
64	B	R. H. -outer	1	C4OZ 13062-A
		L. H. -outer	1	C4OZ 13062-B
60	S		2or4	B8S 13062-A
60	S	Screw (retainer thru housing to headlamp) opening reinforcement)-No. 8-15 x 5/8"	4or8	32930-S7(U340)
	13064	DOOR - HEADLAMP		
		- A -		
60	A	R. H.	2	C0AZ 13064-A
		L. H.	2	C0AF 13064-C
61	A	R. H.	1	C1AZ 13064-D
		L. H.	1	C1AZ 13064-C
62	A	R. H. -outer	1	C2AZ 13064-A
		L. H. -outer	1	C2AB 13064-A
62	A	R. H. -inner	1	C2AZ 13064-B
		L. H. -inner	1	C2AZ 13064-C
63	A	R. H.	1	C3AZ 13064-B
		L. H.	1	C3AZ 13064-A
64	A	R. H. -outer	1	C4AZ 13064-B
		L. H. -outer	1	C4AZ 13064-A
64	A	R. H. -inner	1	C4AZ 13064-C
		L. H. -inner	1	C4AZ 13064-D
		- B -		
62	B	R. H.	1	C2OZ 13064-A
		L. H.	1	C2OZ 13064-B
63	B	R. H.	1	C3AZ 13064-B
		L. H.	1	C3AZ 13064-A
64	B	R. H. -outer	1	C4OZ 13064-C
		L. H. -outer	1	C4OZ 13064-D
64	B	R. H. -inner	1	C4OZ 13064-B
		L. H. -inner	1	C4OZ 13064-A
		- S -		
60	S	R. H. -primed	1	C0SZ 13064-A
		L. H. -primed	1	C0SB 13064-A
60	S	R. H. -chrome	1	C0SZ 13064-B
		L. H. -chrome	1	C0SB 13064-B
61/63	S		2	C1SZ 13064-A
64/	S	R. H.	1	C4SZ 13064-A
		L. H.	1	C4SZ 13064-B
		- X -		
60	X		2	C0DZ 13064-A
61	X	R. H.	1	C1DZ 13064-A
		L. H.	1	C1DF 13064-A
62	X	R. H. -includes attaching parts	1	C2DZ 13064-A
		L. H.	1	C2DZ 13064-B
63	X	R. H.	1	C3DZ 13064-B
		L. H.	1	C3DZ 13064-A
64	X	R. H.	1	C4DZ 13064-B
		L. H.	1	C4DZ 13064-A

FORD CAR PARTS

SECTION 130

715

YEAR	MODEL	DESCRIPTION	QTY.	PART NUMBER
13064 DOOR - HEADLAMP - continued				
60	A	Screw (door to headlamp)-No. 8-18 x 3/8"	4	52720-S8(U380)
60	A	Screw (door to headlamp)-No. 8-15 x .75"	8	371828-S100(UU81)
62	X (except 64B)		2	
60	A	Nut (door to grille)-No. 8-15 spring -"U" shape	8	45177-S32(M136)
61	A	Nut (door to headlamp)	2	
61	A	Screw (door to headlamp)-No. 8-15 x 1.20"-oval trim head	2	374626-S(UU66C)
60	A	Nut (door to headlamp)-No. 8-15-spring"U"shape	4	45174-S8(M138)
61/62	A	Screw (door to headlamp)-No. 10-12 x 5/8"	3	52353-S13(U303)
64/	X	Screw (door & grille to headlamp)	3 or 6	
64/	S	Screw (door to headlamp)	6	
64/	X	Nut-No. 10-12 spring	6	*375348-S2
64/	S		6	
61	A	Nut (door to headlamp)-No. 10-12-spring	4	45145-S(M130)
61	A	Nut (door to headlamp)-3/16"-round spring	1	372927-S2(MM260)
62	A	Nut-No. 8-15-spring	8	375840-S32 (MM273)
63	A, B	Screw (door to headlamp)-No. 8-15 x 5/8"	8	53027-S13(U278)
63	X		6	
63	A, B	Nut-No. 8-15 Spring	8	45131-S2(M124)
63	X		6	
64	A	"Before 10/2/63" Screw (door to headlamp)-No. 8-18 x 1 1/2"	12	376290-S100 (UU56D)
64	A	"From 10/2/63" Screw (door to headlamp)-No. 8-15 x 1 1/4"	12	52382-S13(U297)
62	B	Screw (door to headlamp)-No. 10-12 x 7/8"	6	52369-S13(U304)
64	B	"Before 10/31/63" Nut (door to lamp assy.)-No. 10A-speed	12	
62	B		6	353366-S32 (MM279)
64	B	"From 10/31/63" Screw (door to headlamp)-No. 8-18 x 3/4"	12	*377924-S100
64	B	"From 10/31/63" Nut (door to headlamp)-No. 8-18 spring	12	379240-S32 (MM272E)
64	B	"Before 10/31/63" Spring nut (door to headlamp or front fender)-	12	357033-S32 (MM250)
60	S	Screw (door to fender)-1/4"-20 x 1.12"	8	373363-S(BB604)
60	S	Nut-(door to headlamp)-1/4"-20	8	355920-S32 (MM276B)
61/63	S	Screw (door to bezel)-No. 10-24 x .62"	4	373712-S(BB602D)
62	X	Screw (door to lamp assembly)-No. 8-15 x 3/4"	4	374090-S100 (BB636F)
62/63	X	Nut-No. 8-15	6	45175-S2(M139)
64	S		6	
60	X	Screw (door to headlamp)-No. 8-15 x 3/4"	8	52562-S37(U228)
61	X	Screw (door to headlamp)-No. 8-15 x 3/4"	2	350075-S13(UU88)
61	X	Screw (door to headlamp)-No. 8-15 x 1 3/4"	1	*354563-S8
61	X	Nut-No. 8-15-spring	2	359487-S32 (MM275)
13067 CLIP - HEADLAMP DOOR RETAINING				
60	A	.96" long	4	COAZ 13067-A
60	S		AR	*B8S 13067-A
60	S	Screw (clip to door)-No. 6-32 x 3/8"	AR	50802-S7(U150)
13076 WIRING ASSY. - HEADLAMP LEADS				
60	A	Outer-14.00" long	2	COAF 13076-A
60	A	Inner-12.00" long	2	COAF 13076-B
61/62	A	21.0" long	2	C1AB 13076-A
63	A		2	C3MY 13076-A
62/63	B	22.50" long	2	C2OZ 13076-A
64/	A, B (repair)		2	
60/63	S	24.0" long-includes Installation Sheet-No. 1519	2	B9AF 13076-A
64/	S		2	C4SZ 13076-A
60/63	X	27.00" long	2	C1DB 13076-A
64/	X		2	C4DZ 13076-A

YEAR	MODEL	DESCRIPTION	QTY.	PART NUMBER
13076 WIRING ASSY. - HEADLAMP LEADS - continued				
63	A	Strap (wiring to front fender apron & radiator support)-Nylon	1	378914-S(YY2)
63	A, B	Screw (ground lead of wiring to front fender apron & radiator support)-No.10-12 x 1/2"	2	42127-S8(U248C)
62/63	B	Lockwasher-No.10	2	34939-S8(X86)
64/	S	Grommet (wiring thru front fender apron & radiator support)	2	352873-S100 (KK28)
64/	X	Screw (ground lead of wiring to front fender apron & radiator support)-No.14-14 x 1/2"	1	31497-S8(U254)
		Lockwasher-1/4"	1	34940-S7(X88)
13086 PLUG - HEADLAMP CONNECTOR				
60	S		4	B8S 13086-A
13088 BRACKET - HEADLAMP SPRING RETAINER				
61/	X		2	C1DF 13088-A
13A096 BRACKET ASSY. - HEADLAMP DOOR STOP				
63	X		2	C3DZ 13A096-A
13A110 HOUSING ASSY. - HEADLAMP SWITCH				
64/	S		1	C4SZ 13A110-A
		Screw (hsg. to instrument cluster)-No. 8-32 x 1/4"	3	28457-S7(U167)
		Lockwasher-No. 8	3	34802-S7(X59)
13118-9 RING - HEADLAMP ADJUSTING				
60	S	R. H. -high beam	1	B8A 13118-A
		L. H. -high beam	1	* B8A 13119-A
60	S	R. H. -low beam	1	B8AZ 13118-A
		L. H. -low beam	1	B8AZ 13119-A
61/62	A, B	R. H. -low beam	1	C1AZ 13118-A
61/63	S		1	
64	A		1	
61/62	A, B	L. H. -low beam	1	C1AZ 13119-A
61/63	S		1	
64	A		1	
61/62	A, B	R. H. -high beam	1	C1AB 13118-A
61/63	S		1	
64	A		1	
61/62	A, B	L. H. -high beam	1	C1AB 13119-A
61/63	S		1	
64	A		1	
63	A	R. H. -low beam	1	C3AZ 13118-B
63/64	B		1	
63	A	L. H. -low beam	1	C3AZ 13119-B
63/64	B		1	
63	A	R. H. -high beam	1	C3AZ 13118-A
63/64	B		1	
63	A	L. H. -high beam	1	C3AZ 13119-A
63/64	B		1	
64/	S	R. H. -low beam	1	C4SZ 13118-A
64/	S	L. H. -low beam	1	C4SZ 13119-A
64/	S	R. H. -high beam	1	C4SZ 13118-B
64/	S	L. H. -high beam	1	C4SZ 13119-B
61/	X	R. H. & L. H.	2	C1DZ 13118-A
61/	X	Screw (ring to bulb retaining ring)- No. 8-18 x 3/8"	6	375452-S100 (BB630D)
13136 ARM - HEADLAMP ADJUSTING				
60	S	Adjusting slot at side	4	*B8A 13136-B
60	S	Pin (arm to adjusting brkt.)-1/4" x 9/16"-clevis	2	*73855-S8
		Flatwasher-1/4"	2	44719-S8(X17)
		Pin-1/16" x 3/8"-cotter	2	72000-S7(N37)
		Flatwasher- .281" I. D. x .625" O. D. - spring	2	358254-S2(CX350)

FORD CAR PARTS

SECTION 130

717

YEAR	MODEL	DESCRIPTION	QTY.	PART NUMBER
13181 NUT - HEADLAMP ADJUSTING				
62/	A	Nylon	AR	C2TZ 13181-A
62/64	B		8	
62/63	S		8	
62/	X		4	
64/	S		8	C3MY 13181-A
13200-1 LAMP ASSY. - PARKING				
60	S	R. H.	1	B8S 13200-A
		L. H.	1	B8S 13201-A
61/62	S	R. H.	1	C1SZ 13200-A
		L. H.	1	C1SZ 13201-A
63	S	R. H. - Amber	1	C3SZ 13200-A
63	S	R. H. - clear - when used as a replacement for lamp having amber lens, remove clear lens and replace with C3SZ 13208-A amber lens	1	C3SZ 13200-B
		L. H.	1	C3SZ 13201-B
64/	S	R. H.	1	C4SZ 13200-B
		L. H.	1	C4SZ 13201-B
58/60	S	Screw (lamp to bumper) - 1/4" - 20 x 1/2"	6	20309-S8(B150)
58/60	S	Lockwasher - 1/4"	6	34940-S7-8(X88)
61/63	S	Screw (lamp to bumper) - 1/4" - 20 x 3/4"	2	40953-S8(U263)
		Flatwasher - 1/4	2	44720-S8(X18)
		Screw (lamp to bumper) - No. 10-12 x 7/8"	4	52369-S13(U304)
		Nut - No. 10-12 spring	4	357033-S32(MM250)
64/	S	Nut (lamp & retainer to bumper) - 1/4" - 20	4	33795-S7(M49)
		Lockwasher - 1/4"	4	34805-S8(X62)
13A205 PAD - PARKING LAMP - Also refer to Group 13217				
60	A	R. H. - no longer supplied	1	*C0AF 13217-A
60	A	L. H. - no longer supplied	1	*C0AF 13A205-B
13206-7 BODY ASSY. - PARKING LAMP - Also refer to Group 13210				
- A -				
60	A	R. H.	1	C0AF 13206-H
		L. H.	1	C0AF 13207-H
61/62	A	R. H.	1	C2AZ 13206-A
		L. H.	1	C2AZ 13207-A
63	A	R. H.	1	C3AZ 13206-A
		L. H.	1	C3AZ 13207-A
64	A	R. H.	1	C4AZ 13206-A
		L. H.	1	C4AZ 13207-A
- B -				
62	B	R. H. - includes attaching parts	1	C2OZ 13206-A
		L. H.	1	C2OZ 13207-A
63	B	R. H.	1	C3OZ 13206-A
		L. H.	1	C3OZ 13207-A
64	B	R. H.	1	C4OZ 13206-A
		L. H.	1	C4OZ 13207-A
- S -				
60	S		2	B8S 13206-A
61/63	S	R. H.	1	C1SZ 13206-A
		L. H.	1	C1SZ 13207-A
- X -				
60	X		2	C0DF 13206-B
61	X		2	C1DF 13206-B
62/63	X	R. H. - includes attaching parts	1	C2DZ 13206-A
		L. H.	1	C2DZ 13207-A
64/	X	R. H.	1	C4DZ 13206-A
		L. H.	1	C4DZ 13207-A
60	A	Nut (body to fender) - 1/4" - 20	4	33795-S7(M49)
60	A	Lockwasher - 1/4" - split ring	4	34805-S8(X62)
61/64	A	Clip (socket wire to bumper arms)	2	372046-S100
62	X		2	(GG186)
61/	S	Clip (socket wire to bumper end brace)	2	
61/64	A	Nut (body to bumper) - 1/4" - 20	4	33795-S7(M49)
63/64	B		4	
		Lockwasher - 1/4"	4	34805-S8(X62)

YEAR	MODEL	DESCRIPTION	QTY.	PART NUMBER
13206-7 BODY ASSY. - PARKING LAMP - continued				
63/64	A	Clip (socket & wiring to front fender apron & radiator support)-Nylon	AR	★376801-S
64/	B		AR	
63/	X		AR	
62/64	B	Clip (socket & wiring to R. H. & L. H. front bumper stone deflector)	2	372866-S100 (GG89)
62	B	Clip (socket & wiring to R.H. & L.H. headlampassy.)	2	
		Clip (socket & wire to radiator support)	2	372046-S(GG186)
61/63	S	Screw (body to door)-No. 8-32 x .62"	8	371809-S100(UU76)
60	X	Nut (body to grille)-No. 8-32	4	34052-S7(M155)
61	X	Screw & washer (lamp to grille)-No. 10-24 x .62"	4	373949-S40(BB4)
60/61	X	Clip (socket & wire to fender splash shield)	2	353547-S2(GG173)
61	X	Nut-No. 10-24	4	354397-S100(MM291)
62	X	Strap (socket & wire to fender apron)	2	376914-S(YY2)
64/	X	Nut (body & retainer to bumper arm)-No. 10-24	4	45243-S8(M178)
62/63	B	Nut (body & retainer to bumper)-No. 10-24	4	34053-S8(M156)
62/63	B	Lockwasher-No. 10	4	34803-S7(X60)
13208-9 LENS - PARKING LAMP				
- A -				
60	A	R. H.	1	C0AF 13208-C
		L. H.	1	C0AF 13209-C
63	A	Amber-includes attaching parts	2	C4OZ 13208-A
61/64	A	Clear-includes attaching parts	2	C3AZ 13208-B
- B -				
62	B	Includes attaching parts	2	C2DB 13208-B
63	B	Amber-includes attaching parts	2	C3DZ 13208-A
64/	B	Amber-includes attaching parts	2	C4OZ 13208-A
- S -				
60	S	R. H.	1	B8S 13208-A
		L. H.	1	B8S 13209-A
61/63	S	Clear-includes attaching parts	2	C1SF 13208-A
63	S	Amber-includes attaching parts	2	C3SZ 13208-A
64/	S	Clear-includes attaching parts	2	C3AZ 13208-B
- X -				
60	X		2	C0DF 13208-A
61	X	Includes attaching parts	2	C1DF 13208-C
62	X	Includes attaching parts	2	C2DB 13208-B
63/	X	Amber-includes attaching parts	2	C3DZ 13208-A
60	A	Screw (lens and gasket to body)-No. 8-32 x 1 3/8"	4	372678-S100(BB28)
61/64	A	Screw (lens & gasket to body)-No. 8-32 x .62"	4	374209-S(UU69B)
64/	B		4	
64/	S		4	
62/63	B, X	Screw (lens & gasket to body)-No. 8-32 x 1"	4	372857-S100(UU80)
60	S	Screw (lens & gasket to housing)-No. 8-32 x .66"	4	354899-S100(UU62)
61/63	S	Screw (lens to body)-No. 8-32 x 5/8"	4	371476-S100(UU69)
60	X	Screw (lens & gasket to body)-No. 8-32 x .82"	4	372762-S100(UU78)
61	X	Screw (lens to body)-No. 8-32 x .50"	4	371211-S100(UU68)
64/	X	Screw (lens to body)-No. 8-32 x 1 9/64"	4	370175-S100(UU72)
13210 DOOR - PARKING LAMP - Also refer to Group 13206-7				
61/63	S	R. H.	1	C1SB 13210-A
		L. H.	1	C1SB 13212-A
64/	S	R. H.	1	C4SZ 13210-A
		L. H.	1	C4SZ 13212-A
61/63	S	Screw (door to front bumper)-No. 10-12 x 7/8"	2or4	52369-S13(U304)
		Nut-No. 10-12-spring	2or4	357033-S32(MM250)
		Screw (door to front bumper)-1/4"-20 x 3/4"	1or2	40953-S8(U263)
		Flat washer-1/4"	1or2	44720-S8(X18)
64/	S	Screw (socket & wire and clip 377929-S to bumper arm)-No. 10-12 x 1/2"	2	42127-S8(U248C)
64/	S	Clip	2	★377929-S

FORD CAR PARTS

SECTION 130

719

YEAR	MODEL	DESCRIPTION	QTY.	PART NUMBER
13211 GASKET - PARKING LAMP LENS				
60	A		2	C0AF 13211-A
61/64	A		2	C1AB 13211-A
64/	B		2	
64/	S		2	
60	S	Sponge-rubber	2	B7S 13211-A
61/63	S		2	C1SF 13211-A
61	X		2	C1DF 13211-A
62/	X		2	C2DB 13211-A
62/63	B		2	
13212 DOOR - PARKING LAMP - Refer to Group 13210				
13217 PAD - PARKING LAMP BODY TO FENDER - Also refer to Group 13A205				
60	S	6.54" long x 2.38" width-.09" thickness	2	B7S 13217-A
13220-1 RETAINER - PARKING LAMP				
61/62	A	R. H.	1	C1AB 13220-B
		L. H.	1	C1AB 13221-A
61/62	A	"Before 11/16/60" "From 11/16/60"	1	C1AB 13221-B
63	A	R. H.	1	C3AZ 13220-A
		L. H.	1	C3AZ 13221-A
64	A	R. H.	1	C4AZ 13220-A
		L. H.	1	C4AZ 13221-A
62	B	R. H.	1	C20B 13220-A
		L. H.	1	C20B 13221-A
63	B	R. H.	1	C30Z 13220-A
		L. H.	1	C30Z 13221-A
64	B	R. H.	1	C40Z 13220-A
		L. H.	1	C40Z 13221-A
64/	S	R. H. & L. H.	2	C4SZ 13220-A
62/63	K	R. H.	1	C2DZ 13220-A
		L. H.	1	C2DZ 13221-A
64/	X	R. H.	1	C4DZ 13220-A
		L. H.	1	C4DZ 13221-A
64/	S	Screw-No.10-12 x 1/2"	2	42127-S(U248C)
13225 SHIELD - PARKING LAMP SPLASH				
60	X		2	*C0DZ 13225-A
61	X		2	*C1DZ 13225-A
		Screw (seal to body at front fender apron & radiator support)-No.10-12 x 1/2"	8	32924-S7(U344)
13304 PLATE ASSY. - TURN INDICATOR SWITCH				
60	S		1	B8S 13304-A
61/62	S	"Before 1/18/62"	1	C1SF 13304-A
62/63	S	"From 1/18/62"	1	C2SZ 13304-A
60/62	X		1	C0DF 13304-A
13305 LEVER - TURN INDICATOR - Also refer to Group 13310				
60/62	A (except 65B, 76B)		1	C0KF 13305-AP
62	A (65B, 76B)-with S/T		1	C2MY 13305-A
62	A (65B, 76B)-with F/M or C/M		1	C2MY 13305-B
63/64	A		1	C3AZ 13305-B
62	B		1	C20A 13305-AP
63/	B		1	C30Z 13305-A
64/	X		1	
60	S		1	C0SF 13305-A
60/62	X		1	C2DZ 13305-AP
63	X		1	C3MY 13305-A
60/61	A	Screw (lever to switch & mounting plate)- No. 10-32 x 5/8"	1	31628-S7(U58)
62	A (except 65B, 76B)		1	
60/64	A	Lockwasher-No. 10	1	34803-S7(X60)
60/61	S	Lockwasher-No. 8-used as tensioner	1	34802-S7(X59)
62/63	S	Washer-7/16" Spring-used as tensioner	1	356573-S2(XX357)

YEAR	MODEL	DESCRIPTION	QTY.	PART NUMBER
13A305 RETAINER - TURN INDICATOR SIGNAL LAMP				
61/63	S		2	C1SF 13A305-A
61/63	S	Screw (attaches clip 372888-S100 to retainer)- No. 10-16 x 3/8"	1	52541-S8(U232)
61/63	S	Clip	2	★372888-S100
62/63	S	Screw (attaches clip 372888-S100 to retainer)- No. 6-20 x 1/4"	2	52533-S(U226)
13309 PAWL - TURN INDICATOR SWITCH PLATE				
60/63	S		1	1M 13309-A
13310 HANDLE - TURN INDICATOR SWITCH - Also refer to Group 13305				
61/62	S	"Before 1/18/62"	1	C1SZ 13310-A
62/	S	"From 1/18/62"	1	C2SZ 13310-A
13316 SPRING - TURN INDICATOR SWITCH PAWL				
60	S		1	1M 13316-A
60/62	X		2	CODF 13316-A
13318 CAM - TURN INDICATOR TURN OFF				
60/61	A	"Before 11/25/60"	1	B9A 13318-A
60/62	X		1	
61/62	A	"From 11/25/60"	1	C3MY 13318-A
63/	A		1	C3AZ 13318-B
62/	B		1	C2OZ 13318-B
60/62	S		1	FAB 13318-A
63	S		1	C3SZ 13318-A
64/	S		1	C4SZ 13318-A
63	X	"Before 6/20/63"	1	C3DZ 13318-A
63/	X	"From 6/20/63"	1	C3DZ 13318-B
13A318 WIRE ASSY. - TURN INDICATOR JUMPER - Unless listed improvise from B6A 14296-C wire				
64	S(63)	Used with speed control and/or seat belt warning lamp	1	C4SZ 13A318-A
64	B	Used with courtesy lamp	1	
13A326 PAD - TURN SIGNAL INDICATOR LAMP MOUNTING				
64/	S		2	C4SZ 13A326-A
13327 RETAINER - TURN INDICATOR SWITCH WIRE - Not supplied - Improvise				
13340 LENS - INSTRUMENT PANEL TURN INDICATOR LAMP - GREEN				
61	A		2	★C1AF 13340-A
62/64	A		2	C2AZ 13340-A
64/	X		1	
62/63	B		2	C2OZ 13340-A
64	B		2	C4OZ 13340-A
60	S		2	★B8S 13340-A
61/63	S		2	C1SF 13340-B
64/	S	R. H. -parking lamp L. H. -parking lamp	1	C4SZ 13340-A
			1	C4SZ 13340-B
13341 SWITCH and MOUNTING PLATE ASSY. - TURN INDICATOR				
60/61	A	Includes horn switch wiring & support and turn indicator switch wiring	1	B9A 13341-A
62	A (except 65B, 76B)		1	
62	A (65B, 76B)		1	C2MY 13341-A
63/64	A(except moveable strg. column)		1	C3AZ 13341-C
63/64	B(8 cyl.)-w/4 speed trans.		1	
63/64	A-w/moveable strg. column		1	C3AZ 13341-D
62/64	B(except 8 cyl. -with 4 speed trans.)		1	C3OZ 13341-B
63/64	X		1	
60	S	Less mounting plate	1	B8SZ 13341-A
61/63	S		1	C2SZ 13341-A
64	S	"Before 10/25/63"	1	C4SZ 13341-A
64	S	"From 10/25/63"	1	C4SZ 13341-B

FORD CAR PARTS

SECTION 130

721

YEAR	MODEL	DESCRIPTION	QTY.	PART NUMBER			
13341 SWITCH and MOUNTING PLATE ASSY. - TURN INDICATOR - continued							
60/62	X	Less mounting plate	1	CODZ 13341-A			
60/62	A	Screw (switch & plate to steering column flange)- No. 8-32 x 3/8"	2	43248-S8(U72)			
60/62	A	Lockwasher-No. 8	2	34938-S8(X85)			
63/	A	Screw (switch & mounting plate lead wires to steering column tube)-No.10-16 x 3/8"	2	42120-S8(U248)			
60	S	Screw (switch and wiring to steering column)- No. 6 - 18 x 3/8"	2	32921-S7-8(U334)			
61/62	S-with moveable strg. column-"Before 3/23/62"		1	357955-S(GG166)			
61/63	S	Screw (switch & wiring to steering column tube flange)-No.6-32 x 1/2"	2	51763-S8(U362)			
60/62	X	Screw (switch & wiring to steering column tube flange and bearing assy.)-No.6-18 x 1/2"	2	32921-S8(U334)			
60/62	X-with F/M	Screw (switch & wiring and transmission control selector dial to steering column tube flange)- No. 10-24 x 1 3/4"	1	*53563-S13			
63/64	X	Screw (switch & mounting plate to steering column tube flange)-No.8-32 x 1/2"	3	51764-S8(U366)			
13343 SPRING - TURN INDICATOR SWITCH PLATE RETAINER							
60	S		1	1M 13343-A			
13346 SPRING - TURN INDICATOR CONTROL ARM TENSION							
60/62	A, X		1	FAA 13346-A			
61/63	S		1				
13347 RETAINER - TURN INDICATOR CONTROL ARM							
60/62	A, X		1	1A 13347-A			
61/63	S		1				
13350 FLASHER ASSY. - TURN INDICATOR							
		TYPE	VOLTAGE	TERMINALS	AUTOLITE NUMBER		
60/62	A, S, X, B	Plug in	12	2	SF-223	1	C5AZ 13350-B
64/	A (emergency warning)	Plug in	12	2	SF-536	1	C6AZ 13350-A
64/	S (emergency warning)					1	
64	S	Plug in	12	3	SF-549	1	C4SZ 13350-B
63/	A, B, S-with turn signals	Not used with emergency warning system			SF-224	1	C5AZ 13350-B
13A350 SWITCH ASSY. - EMERGENCY WARNING SYSTEM - Also refer to Group 15B590							
64/	S					1	C4SZ 13A350-B
13351 BRACKET - TURN INDICATOR FLASHER MOUNTING							
60/	A, X					1	B5A 13351-A
62/	B					1	
61/63	S					1	
64	A	Used with emergency warning system				1	C4AZ 13351-A
60	S					1	FAB 13351-A
64/	S	Used with emergency warning system				1or2	C1TF 13351-B
60/	A	Screw(bracket to instrument panel)-No.8-32 x 1/2"				1	51764-S8 (U366)
60/63	S					1	
64	A	Screw (brkt. to instrument panel)-No. 10-32 x 5/8"				2	50525-S8(U159)
64	A	Lockwasher -No. 10-32				4	34903-S8(X96)
		Nut-No. 10				2	34079-S7(M163)
		Flatwasher -No. 10				2	44713-S8(X13)
64/	S	Screw (retainer to brake pedal suppt. or R. H. cowl side panel)				2	42127-S8(U248C)
13A352 SPACER - TURN SIGNAL INDICATOR LAMP SOCKET - Not supplied-Improvise							
13A353 SPRING - TURN SIGNAL INDICATOR LAMP							
64/	S					2	C4SZ 13A353-A
13A355-6 LAMP ASSY. - TURN SIGNAL INDICATOR							
64/	S	R. H.				1	C4SZ 13A355-B
		L. H.				1	C4SZ 13A356-B
		Nut (lamp and pad to fender)-No. 8-32			4	34052-S7(M155)	
		Lockwasher-No. 8			4	34802-S7(X59)	

YEAR	MODEL	DESCRIPTION	QTY.	PART NUMBER
13A357 WIRING ASSY. - TURN SIGNAL INDICATOR				
64	S		1	C4SZ 13A357-A
13A366 RELAY ASSY. - TURN SIGNAL				
64	S		1	C4SZ 13A366-B
13367 PLATE - TURN INDICATOR LAMP MOUNTING				
60	S		2	*B8S 13367-A
		Screw (plate to instrument cluster)-No.4-24x3/8"	4	*52776-S13
13A371 SOCKET & WIRE ASSY. - TURN SIGNAL INDICATOR LAMP				
64	S	18,00 long - Mandatory equipment for states of Minnesota and Wisconsin	1	C4SZ 13A371-A
13377 CLIP - TURN INDICATOR COVER				
60/62	A (except 65B, 76B)		1	C1TF 13377-AP
13A408 WIRING ASSY. - REAR LAMP EXTENSION				
64	B	With coaxial socket	2	C4OZ 13A408-A
13410 SOCKET and WIRING ASSY. - REAR LAMP				
60	S	7" long-2 leads	4	C0SZ 13410-A
13412 WIRE ASSY. - REAR LICENSE PLATE LAMP SOCKET				
60/63	S	Rear license lamp-wire approx. 22 1/4" long	2	FEL 13412-A
13A412 WIRING ASSY. REAR LAMP JUMPER				
64	S		2	C4SZ 13A412-A
13A418-9 BRACKET - REAR LAMP MOUNTING - LOWER				
64/	S	R. H.	AR	C6SZ 13A418-A
64/	S	L. H.	AR	C6SZ 13A419-A
13420 PAD - REAR LAMP MOUNTING				
- A -				
61	A		2	C1AF 13420-A
62	A		2	C2AB 13420-B
63	A		2	C3AZ 13420-A
64	A		2	C4AZ 13420-A
- B -				
62	B		2	C2OZ 13420-A
63	B		2	C3OZ 13420-A
64	B(71)		2	
64	B (except 71)		2	C4OZ 13420-A
- S -				
61	S		2	C1SF 13420-B
62/63	S		2	C2SB 13420-A
60/61	X	Rubber	2	C0DF 13420-B
62/63	X		2	C2DB 13420-B
64/	X		2	C4DZ 13420-A
13422 SUPPORT ASSY. - REAR LICENSE PLATE				
60	S	Welded	1	B8S 13422-A
60	S	Screw & washer (support to hinge on bumper)- 1/4"-20 x 5/8"	2	*50880-S8
		Washer-.26" x .50"-spring	2	356249-S7(XX349)
		Pin-1/16" x 1/2"-cotter	2	72003-S7(N38)
		Washer-1/4"-flat	2	44719-S8(X17)
13423 BRACKET - REAR LICENSE PLATE LAMP -Also refer to Group 13A458				
64	A		1	C4AZ 13423-A
64	S		1	C4SZ 13423-A
64/	X	Supplied in basic 13560 assembly	1	*C4DZ 13423-A
64	S	Screw (lamp to rear bumper reinforcement)- 1/4"-20 x 1 1/2"	2	40927-S8(U262)
13A424 CLIP - REAR LAMP DOOR RETAINER				
63	A		6	C3AZ 13A424-A
13426 HINGE - REAR LICENSE PLATE SUPPORT				
60	S		1	*B8S 13426-A

FORD CAR PARTS

SECTION 134

723

YEAR	MODEL	DESCRIPTION	QTY.	PART NUMBER
13A427 WIRING ASSY. - STOP LAMP SWITCH JUMPER - Improve from B6A 14296-C Wire				
60/64	A - with power brakes	Clip (wiring to power brake booster)	1	353547-S2(GG173)
64	B-with power brakes		1	
60	S-with power brakes	Clip (wiring to master brake cylinder)	1	
13434-5 BODY ASSY. - REAR LAMP - Also refer to Group 13440				
- A -				
60	A		2	C0AF 13434-C
61	A		2	C1AB 13434-A
62	A(except 71)	Includes attaching parts	2	C2AZ 13434-A
62	A(71)	Includes attaching parts	2	C2AZ 13434-B
63	A		2	C3AZ 13434-B
64	A	When using on station wagons models tape trunk lighting holes	2	C4AZ 13434-A
- B -				
62	B		2	C2OZ 13434-B
63	B(with back up lamps)	When using on station wagon models tape trunk lighting holes	2	C3OZ 13434-A
63	B(except back up lamps)		2	C3OZ 13434-B
64	B(except 71)		2	C4OZ 13434-A
64	B(71)		2	C4OZ 13434-B
- S -				
61	S		2	C1SB 13434-A
62	S		2	C2SZ 13434-A
63	S		2	C3SZ 13434-A
64	S	R. H.	1	C4SZ 13434-C
		L. H.	1	C4SZ 13435-C
- X -				
60/61	X		2	C0DF 13434-E
62	X	Includes attaching parts	2	C2DZ 13434-A
63	X (except 59, 66, 71, 78)		2	C3DZ 13434-A
63	X (59, 66, 71, 78)		2	C3DZ 13434-B
64/	X(54, 62, 63, 76)		2	C4DZ 13434-A
64/	X(59, 66, 71, 78)		2	C4DZ 13434-B
60	A	Nut (body to lower back panel)-No. 10-24	4	34053-S8(M156)
60	A	Lockwasher - No. 10	4	34903-S8(X96)
60	A(71)	Clip (wiring to rear corner lower R. H. & L. H. reinforcement)	2	356687-S32(GG28)
61	A, S	Screw (body, lens and gasket to rear lamp door) - No. 8-32 x .75"	6	372856-S100(UU79)
62	A (S/W)	Screw & washer (body & seal to lower back panel)-No. 10-24 x .88"	6	375978-S100 (BB630C)
62	A(71)	Nut & retainer-No. 10-24	6	375874-S7(MM206E)
62/64	A(except 71)	Plug button (used as lens for luggage compartment lighting-clear plastic)	4	376329-S(PP14G)
62/	B (except 71)		4	
63/64	A	Screw & washer (body to lamp reinforcement)-No. 10-24 x .62" pan head tapping	6 or 8	★374128-S7
63	B	Screw (body and gasket to quarter panel)-No. 10-16 x 1 1/4"	8	376599-S101 (UU 81-D)
63/64	B	Nut (lamp & pad to rear lamp opening reinforcement)-No. 8 or 10 insert - Nylon	8	376309-S (MM216N)
64	B (except 71)	Screw (body and gasket to quarter panel)-No. 10-12 x 1"	8	374611-S100 (UU82M)
64	B(71)	Screw (body and gasket to quarter panel)-	8	376311-S100 (UU86D)
61	S	Clip (wiring to R. H. or L. H. rear license extension bracket)	2	372046-S100 (GG186)
63	S	Nut (body to retainer)-1/4"-20	4	45234-S7(M179)
63	S	Clip (wiring to lamp retainer)	2	376188-S (GG147M)
64/	S	Bolt (body to rear bumper reinforcement)-1/4"-20 x 5/8"	8	20324-S8(B41)
64	S	Nut-1/4"-20 caged	8	378622-S2 (MM192AC)
64	S	Nut-1/4"-20 caged	8	357314-S2 (MM205X)

YEAR	MODEL	DESCRIPTION	QTY.	PART NUMBER
13434-5 BODY ASSY. - REAR LAMP - continued - Also refer to Group 13440				
64	S	Screw (ground wire of body to rear floor cross member)-No. 10-12 x 1/2"	2	42127-S8(U248C)
64	S	Lockwasher-No. 10	2	34939-S8(X86)
64/	S	Clip (wiring to lamp body)	6	*376801-S
60/62	X	Nut (body to rear quarter panel)-1/4"-20	6	33795-S7(M49)
61	A		6	
60/62	X	Lockwasher-1/4"	6	34805-S8(X62)
61	A		6	
64/	X	Screw (body to rear lamp reinforcement openings)-No. 10-16 x 1"	8	378471-S101 (UU56A)
64	X(59, 71, 78)	Clip (wire part of body to rear corner R. H. lower pillar)	1	372047-S100 (GG217)
13440 BODY - REAR LAMP - Also refer to Group 13434-5				
- S -				
60	S		6	C0SF 13440-B
61	S		2	C1SZ 13440-A
60	S	Screw (body, lens, gasket & back up lamp lens to door)-No. 8-32 x 1/2"	24	51764-S8(U366)
13A441 WIRE ASSY. - REAR LICENSE LAMP CONNECTOR - Improve from B6A 14296-C Wire				
60	A (except 71)	Clip (wiring to L. H. rear bumper arm extension)	2	372046-S100 (G186)
60	A(except 71)	Clip (wire to rear floor cross member)	2	352999-S32(GG17)
60	A(except 71)	Clip (wire to L. H. rear bumper stone deflector)	2	356687-S32(GG28)
13448-9 DOOR ASSY. - REAR LAMP				
60	A (58A, 58E, 64A, 64F, 64G)	R. H.	1	C0AF 13449-G
		L. H.	1	C0AZ 13449-A
60	A (54A, 62A, 63A, 75A, 76B)	R. H.	1	C0AF 13449-H
		L. H.	1	C0AZ 13449-B
60	A (59C, 71E, 71F, 71G, 71H)	R. H.	1	C0AF 13449-K
		L. H.	1	C0AZ 13449-C
60	S	Includes attaching parts	2	C0SZ 13448-A
61	S		2	C1SF 13448-B
64	S		2	C4SZ 13449-A
60	A	Nut (door to lower back panel)-No. 10-24	8	354397-S100 (MM291)
60	A (except 58A, 58E, 64A, 64F, 64G)	Clip (door to lower back panel)	1	358566-S100(RR44)
60	A (except 71)	Clip (door to lower back panel)	1	C0AZ 6442527-B
61	S	Nut (door to body)-1/4"-20 stamped	8	45234-S7(M179)
64	S	Screw (door, lens & door to lamp body)-No. 8-32 x 3/4"	8	358898-S100 (UU63)
13450 LENS - REAR LAMP - Also refer to Group 15514				
- A -				
60	A	Red	2	C0AF 13450-C
61	A(with back up lamps)	Includes attaching parts	2	C1AB 13450-A
61	A(except backup lamps)		2	C1AZ 13450-A
62	A (except back up lamps)	Includes attaching parts	2	C2AZ 13450-A
62	A (with back up lamps)	Includes attaching parts	2	C2AZ 13450-B
63	A(except "500", "XL500")-except backup lamps	Includes attaching parts	2	C3AZ 13450-A
63	A (except "500", "XL500")-w/backup lamps	Includes attaching parts	2	C3AZ 13450-C
63	A("500", "XL500")	Includes attaching parts	2	C3AZ 13450-B
64	A("500", "XL500")	Includes attaching parts	2	C4AZ 13450-D
64	A(except "500", "XL500")-with backup lamps-	Includes attaching parts	2	C4AZ 13450-E
64	A (except "500", "XL500")-exc. backup lamps	Includes attaching parts	2	C4AZ 13450-C
- B -				
62	B (with back up lamps)	Includes attaching parts	2	C2OB 13450-B
62	B (except back up lamps)	Includes attaching parts	2	C2OZ 13450-B
63	B(standard)-except backup lamps	Less chrome ring-includes attaching parts	2	C3OZ 13450-A
63	B(deluxe)-except backup lamps	With chrome ring-includes attaching parts	2	C3OZ 13450-B
63	B (with back up lamps)	Includes attaching parts	2	C3OZ 13450-C

FORD CAR PARTS

SECTION 134

725

YEAR	MODEL	DESCRIPTION	QTY.	PART NUMBER
13450 LENS - REAR LAMP - continued - Also refer to Group 15514				
- B -				
64	B(except 71) - except backup lamps	Includes attaching parts	2	C4OZ 13450-C
64	B(except 71) - with backup lamps	Includes attaching parts	2	C4OZ 13450-A
64	B(71) - except backup lamps	Includes attaching parts	2	C4OZ 13450-B
64	B(71) - with backup lamps	Includes attaching parts	2	C4OZ 13450-D
- S -				
60	S		4	C0SF 13450-B
61	S		2	C1SZ 13450-A
62	S	Includes attaching parts	2	C2SZ 13450-A
63	S	Includes attaching parts	2	C3SZ 13450-A
64	S		2	C4SZ 13450-A
- X -				
60/61	X		2	C0DF 13450-A
62	X	Includes attaching parts	2	C2DZ 13450-A
63	X(54, 62, 63, 76) - with back up lamps	Includes attaching parts	2	C2OB 13450-B
63	X - without back up lamps	Includes attaching parts	2	C2OZ 13450-B
64	X(with backup lamps)	Includes attaching parts	2	C4DZ 13450-A
64	X(except backup lamps)	Includes attaching parts	2	C4DZ 13450-B
60	A	Screw (lens & gasket to body) - No. 8-32 x 1.00"	4	372857-S100(UU80)
62	B (with back up lamps)		6	
63	X(with backup lamps)		6	
60	S	Screw (lens & gasket to body) - No. 8-32 x 2.33"	12	371191-S100(UU74)
60/61	X	Screw(lens & gskt. to door) - No. 8-32 x .62" pan head	6	371476-S100(UU69)
62/63	A	Screw (lens to lamp) - No. 8-32 x .82"	8	372762-S100(UU78)
64/	X	Screw (lens to lamp body) - No. 8-32 x .82"	8	
60/61	A	Screw (lens & gasket to body) - No. 8-32 x .75"	2or6	372856-S100(UU79)
61/62	S		8	
62	X		6	
64	A, B(except 71)		8	
63	X(exc. back up lamps)	Screw - No. 8-32 x 1 1/8"	6	354798-S100 (UU64)
62	B (except back up lamps)	Screw (lens & gasket to body) - No. 8-32 x 1.38"	6	376087-S100 (UU72A)
63	B	Screw (lens to lamp) - No. 8-18 x 3/4"	8	376328-S(UU67G)
64	B(71)		8	
64/	S	Screw(lens & gasket to lamp body) - No. 8-32 x 3/4"	8	358898-S100(UU63)
60/61	X	Screw (door, lens & gasket to body) - No. 8-32 x .75"	6	371557-S100 (BB637)
64	X	Screw (lens & lamp body to opening) - No. 10-16 x 1"	8	378471-S101 (UU56A)
13455 SPRING - REAR LICENSE PLATE SUPPORT				
60	S		1	B8S 13455-A
13A458 BRACKET - REAR LICENSE LAMP - Also refer to Group 13423				
61/63	S	L.H.	1	★C1SF 13A458-A
61/63	S	Bolt (bracket to bumper) - 1/4" - 20 x 5/8"	2	20324-S8(B41)
		Nut - 1/4" - 20	2	33795-S7(M49)
		Lockwasher - 1/4"	2	34805-S8(X62)
13461 GASKET - REAR LAMP LENS				
- A -				
60	A	Rubber	2	C0AF 13461-C
61	A	Neoprene - not used with back up lamp	2	C1AB 13461-A
62	A	Neoprene sponge	2	C2AB 13461-A
63	A		2	C3AZ 13461-A
64	A	Neoprene sponge	2	C4AZ 13461-A
- B -				
62	B	Neoprene sponge	2	C2OB 13461-A
63	B(except back up lamps)	Neoprene sponge	2	C3OZ 13461-A
63	B(with back up lamps)	Neoprene sponge	2	C3OZ 13461-B
64	B(S/W)		2	
64	B(except S/W)	Neoprene sponge	2	C4OZ 13461-A

YEAR	MODEL	DESCRIPTION	QTY.	PART NUMBER			
13461 GASKET - REAR LAMP LENS - continued							
- S -							
60	S	Rubber	6	C0SF 13461-A			
61	S	Neoprene sponge	2	C1SF 13461-A			
62/63	S	Neoprene sponge	2	C2SB 13461-A			
64/	S	Neoprene sponge	2	C4SZ 13461-A			
60	S	Screw (gasket & lens to door)-No. 8-32 x 1/2"	12	51764-S8(U366)			
- X -							
60/61	X	Rubber	2	C0DF 13461-A			
62	X	Neoprene sponge	2	C2DZ 13461-A			
63	X	Neoprene sponge	2	C2OB 13461-A			
64/	X	Neoprene sponge	2	C4DZ 13461-A			
13A463-4 EXTENSION - REAR LICENSE LAMP BRACKET							
61/63	S	R. H.	1	C2SZ 13A463-A			
		L. H.	1	C2SZ 13A464-A			
61/63	S	Screw (extension to bracket)-1/4"-20 x 1/2"	2	51768-S8(U373)			
13465-6 BULB							
		INDUSTRY NUMBER	VOLTAGE	CONTACT BASE	CANDLE POWER	QTY.	PART NUMBER
		53	12	Single	1	2	C4SZ 13466-C
		57	12	Single	2	AR	B6A 13466-A
		67	12	Single	4	AR	09B 13466-A
		89	12	Single	6	AR	B5AZ 13466-A
		90	12	Double	6	2	C6SZ 13466-A
		93	12	Single	15	2	B7A 13799-A
		97A	12	Single	4	2	C8VY 13466-A
		105	12	Single	12	AR	D0AZ 13466-A
	Repl. by C2AZ 13466-C (12-68)	158	12	Wedge	2	1	*C2AZ 13466-B
		161	12	Wedge	1	1	C3AZ 13466-D
		168	12		3	6	C7SZ 13466-B
	(Amber)	168A	12	Wedge	3	2	C8SZ 13466-A
		194	12	Wedge	2	2	C2AZ 13466-C
	(Amber)	194A	12	Wedge	2	2	C9DZ 13466-A
		212-1	12	Double end	6	AR	C6VY 13466-A
		256	12	Single	1.6	3	C4SZ 13466-A
		257	12	Single	2	1	C0AZ 13466-A
		631	12	Single	6	2	C3VY 13466-A
		1003	12	Single	15	AR	B6AZ 13466-A
		1004	12	Double	15	2	C3SZ 13466-A
		1034	12	Double	32.4	AR	B6A 13465-A
		1073	12	Single	32	AR	B6A 13465-B
		1076	12	Double	32	2	C1TB 13465-A
		1095	12	Single		2	C7TZ 13466-A
		1141	12	Single	21	AR	B8E 13465-A
		1142	12	Double	21	2	C5ZZ 13466-A
	Repl. by C3AZ 13466-G (8-68)	1155	12	Single	4	AR	*C3AZ 13466-A
		97	12	Single	4	1	C3AZ 13466-G
		1156	12	Single	32	AR	C3DZ 13466-A
	(Clear)	1157	12	Double	32.4	AR	C3AZ 13466-C
	(Clear)	1157	12	Double	32.3	2	C8TZ 13466-A
	(Amber)	1157NA	12	Double	32.4	2	C5VY 13466-B
	(Amber) Glass	1157NA	12	Double	32.3	AR	C9MY 13466-A
	(Amber)	1157A	12	Double	32.3	2	C9AZ 13466-A
	(Amber)	1178A	12	Double	4	AR	C8ZZ 13466-A
		1195	12	Double	50	2	C5VY 13466-A
		1232	12	Double	4	1	C5TZ 13466-A
		1445	12	Single	1	AR	B6A 13466-B
		1816	12	Single	2.6	1	B8AZ 13466-A
		1891	12	Single	1.9	1	B9SZ 13466-A
		1892	12	Single	1.3	1	B9MY 13466-A
		1893	12	Single	1.9	1	C1VY 13466-A
	(Clear)	1895(57)	12	Single	2	AR	C3AZ 13466-B
	(Green)	1895	12	Single	2	1	C4SZ 13466-B

MINIATURE BULB APPLICATION CHART

FUNCTION	YEAR	INDUSTRY NUMBER	PART NUMBER	FUNCTION	YEAR	INDUSTRY NUMBER	PART NUMBER
FORD							
A/C control panel- (Selectaire) (Polar Aire)	60/62	57	B6A 13466-A	Interior cargo(Station Wagon)	64/	1003	B6AZ 13466-A
Ash receptacle	60/62	1445	B6A 13466-B	Luggage compartment	64	97	C3AZ 13466-G
Alternator charge indicator	63/	1895	C3AZ 13466-B	Map lamp	60/62	67	09B 13466-A
Backup lamp	60/62	1073	B6A 13465-B	Oil pressure- warning lamp	63/	1895	C3AZ 13466-B
	63	1141	B8E 13465-A	Parking brake warning	60/62	57	B6A 13465-A
	64/	1156	C3DZ 13466-A	Parking lamp	60/	257	C0AZ 13466-A
Cigar lighter	60/62	57	B6A 13466-A		63/	1034	B6A 13465-A
	63/	1895	C3AZ 13466-B		63	1157	C3AZ 13466-C
Clock lamp	60	1816	B8AZ 13466-A		63/	(clear)	C5VY 13466-B
	61/62	57	B6A 13466-A			1157NA	
	63/64	1895	C3AZ 13466-B	Pillar lamp	63	631	C3VY 13466-A
Courtesy lamp (Convertible & Victoria) (Instrument panel) (Door)	60/62	67	09B 13466-A	(63)	64/	1003	B6AZ 13466-A
	63/	631	C3VY 13466-A				
	63/	1003	B6AZ 13466-A	Radio dial (Motorola) (Bendix) (Motorola)	60/62	57	B6A 13466-A
Dome lamp	60/	1003	B6AZ 13466-A		60/	1892	B9MY 13466-A
Door open warning or ajar lamp	60/62	57	B6A 13466-A		63/	1891	B9SZ 13466-A
Emergency flasher	63/64	1895	C3AZ 13466-B	Rear lamp	60/62	1034	B6A 13465-A
Generator warning lamp	64/	1895	C3AZ 13466-B		63/	1157	C3AZ 13466-C
	60/62	57	B6A 13466-A	Rear license plate lamp	60/62	67	09B 13466-A
	63/64	1895	C3AZ 13466-B		63/	67	09B 13466-A
Glove compartment	63/	1895	C3AZ 13466-B	Speedometer dial	60/62	57	B6A 13466-A
Heater control panel	60/62	57	B6A 13466-A		63/	1895	C3AZ 13466-B
	63/	1895	C3AZ 13466-B	Transmission selector dial (steering column shift) (console or floor shift) (console or floor shift)	63/	161	C3AZ 13466-D
High beam indicator	60/61	1445	B6A 13466-B		63	1445	B6A 13466-B
	62	57	B6A 13466-A		64	1816	B8AZ 13466-A
	63/	1895	C3AZ 13466-B	Turn signal indicator lamp	60/62	57	B6A 13466-A
Ignition switch	60/62	57	B6A 13466-A		63/	1895	C3AZ 13466-B
	63/	1895	C3AZ 13466-B	Windshield wiper control	60/62	57	B6A 13466-A
Instrument panel	60/62	57	B6A 13466-A		63/	1895	C3AZ 13466-B
	63/	1895	C3AZ 13466-B				
FAIRLANE							
Ash receptacle	64/	1895	C3AZ 13466-B	Interior cargo lamp	64/	1003	B6AZ 13466-A
Back up lamp	62	1073	B6A 13465-B	Map lamp	64/	631	C3VY 13466-A
	63/	1156	C3DZ 13466-A				
Clock lamp	62/	1895	C3AZ 13466-B	Oil pressure warning lamp	62	57	B6A 13466-A
Courtesy lamp (except 65B)	62	67	09B 13466-A		63	1895	C3AZ 13466-B
	63/	631	C3VY 13466-A		64	1445	B6A 13466-B
Dome lamp	62/	1003	B6AZ 13466-A	Open door warning (Taxi)	63/	1895	C3AZ 13466-B
Fuel indicator lamp	62	1816	B8AZ 13466-A	Parking lamp	62	1034	B6A 13465-A
	63/	1895	C3AZ 13466-B		63/	1157	C3AZ 13466-C
Generator warning lamp	62	57	B6A 13466-A	Parking brake warning lamp	64	257	C0AZ 13466-A
	63	1895	C3AZ 13466-B				
	64	1445	B6A 13466-B	Radio dial lamp	62/64	1891	B9SZ 13466-A
Glove compartment lamp	62	57	B6A 13466-A	Rear lamp	62	1034	B6A 13465-A
	63/	1895	C3AZ 13466-B		63/	1157	C3AZ 13466-C
Heater control panel	62	57	B6A 13466-A	Rear license plate	62	67	09B 13466-A
	63/64	1895	C3AZ 13466-B		63/	97	C3AZ 13466-A
High beam indicator	62	57	B6A 13466-A	Speedometer dial lamp	62	1816	B8AZ 13466-A
	63	1895	C3AZ 13466-B		63/	1895	C3AZ 13466-B
	64	1445	B6A 13466-B	Temperature indicator	62	1816	B8AZ 13466-A
Instrument panel	64	1445	B6A 13466-B		63/	1895	C3AZ 13466-B
				Turn signal indicator	62	57	B6A 13466-A
					63	1895	C3AZ 13466-B
					64	1445	B6A 13466-B

13465-6 BULB - continued

FUNCTION	YEAR	INDUSTRY NUMBER	PART NUMBER	FUNCTION	YEAR	INDUSTRY NUMBER	PART NUMBER
THUNDERBIRD							
A/C control panel lamp	80/82	57	B6A 13466-A	Oil pressure warning-lamps or gauges	60/62	57	B6A 13466-A
	63/	1895	C3AZ 13466-B		63	1895	C3AZ 13466-B
Alternator charge indicator	63/	1895	C3AZ 13466-B		64	1445	B6A 13466-B
Ash receptacle lamp	60/	1445	B6A 13466-B	Parking brake warning lamp	60/62	57	B6A 13466-A
Back up lamp	60/63	1141	B8E 13465-A		63/	1895	C3AZ 13466-B
	64/	1076	C1TB 13465-A	Parking lamp	60/62	1034	B6A 13465-A
Cigar lighter lamp - (see instrument panel)					63	1157	C3AZ 13466-C
Clock lamp	60	57	B6A 13466-A		63/	1157NA (amber)	C5VY 13466-B
	61/63	1816	B8AZ 13466-A	Pillar lamp (63A, B)	64/	1003	B6AZ 13466-A
	64/	1895	C3AZ 13466-B	Radio dial lamp	60/61	1891	B9SZ 13466-A
Courtesy lamp (door mount) (except State of California)	63/	1004	C3SZ 13466-A		62/63	1893	C1VY 13466-A
Dome lamp	60/	1003	B6AZ 13466-A	AM	64/	1891	B9SZ 13466-A
Door ajar	64/	256	C4SZ 13466-A	AM/FM	64/	1892	B9MY 13466-A
Emergency warning lamp	64/	256	C4SZ 13466-A	Rear lamp	60/62	1034	B6A 13465-A
Fuel indicator lamp	60/62	57	B6A 13466-A		63/	1157	C3AZ 13466-C
	63	1895	C3AZ 13466-B	Rear license plate lamp	60/62	67	09B 13466-A
	64	1445	B6A 13466-B		63/	97	C3AZ 13466-G
Generator warning lamps or gauges	60/62	57	B6A 13466-A	Seat belt warning	64/	1895	C3AZ 13466-B
	63	1895	C3AZ 13466-B	Speedometer dial lamp	60/62	57	B6A 13466-A
	64	1445	B6A 13466-B		63	1816	B8AZ 13466-A
Glove compartment lamp	60/62	57	B6A 13466-A		64	1895	C3AZ 13466-B
	63/64	1445	B6A 13466-B	Temperature indicator	60/62	57	B6A 13466-A
Heater control panel lamp	60/62	57	B6A 13466-A		63	1895	C3AZ 13466-B
	63/64	1895	C3AZ 13466-B		64	1445	B6A 13466-B
High beam indicator	60/62	57	B6A 13466-A	Transmission control selector dial lamp	60/63	1445	B6A 13466-B
	63/	1895	C3AZ 13466-B		64/	158	C2AZ 13466-C
Ignition switch lamp	60/62	57	B6A 13466-A	Turn signal indicator	60/62	57	B6A 13466-A
	63	1445	B6A 13466-B		61/62	1816	B8AZ 13466-A
	64/	1895	C3AZ 13466-B	(except states of Minn., Wis.)	63/	1895	C3AZ 13466-B
Instrument panel	60/62	57	B6A 13466-A	(states of Minn., Wis.)	64/	1895	C4SZ 13466-B
	63/	1895	C3AZ 13466-B		(clear)		
Low fuel warning (flashing) (non-flashing)	64/	256	C4SZ 13466-A		(green)		
Luggage compartment	60/62	89	B5AZ 13466-A	Turn signal indicator (fender mounted)	64/	53	C4SZ 13466-C
	63/	631	C3VY 13466-A	Windshield wiper control lamp	60/62	57	B6A 13466-A
Map lamp	60/62	89	B5AZ 13466-A		63/64	1895	C3AZ 13466-B
	63/	631	C3VY 13466-A				

FALCON

Ash receptacle	64/	1895	C3AZ 13466-B	Oil pressure warning-lamp	60/61	1445	B6A 13466-B
Back up lamp	60/62	1073	B6A 13465-B		64	1445	
	63/	1156	C3DZ 13466-A		62	57	B6A 13466-A
Clock lamp	63/	1895	C3AZ 13466-B		63	1895	C3AZ 13466-B
Courtesy lamp (Convertible-except A/C)	63/	631	C3VY 13466-A	Open door warning lamp	60/62	57	B6A 13466-A
(except Convertible with Air Conditioner)	63/	97	C3AZ 13466-G		63	1895	C3AZ 13466-B
(except Convertible)	64	1003	B6AZ 13466-A		64	1445	B6A 13466-B
Convertible with A/C	64/	67	09B 13466-A	Parking brake warning lamp	64/	257	C0AZ 13466-A
Dome lamp	60/	1003	B6AZ 13466-A	Parking lamp	60/62	1034	B6A 13465-A
Fuel indicator lamp	60/62	57	B6A 13466-A		63	1157	C3AZ 13466-C
	63/	1895	C3AZ 13466-B		64/	1157NA (amber)	C5VY 13466-B
Generator warning lamp	60/61	1445	B6A 13466-B	Radio dial lamp	60	1892	B9MY 13466-A
	62	57	B6A 13466-A		61/62	1445	B6A 13466-B
	63	1895	C3AZ 13466-B		63	1892	B9MY 13466-A
	64	1445	B6A 13466-B		64/	1891	B9SZ 13466-A
Glove compartment lamp	63/	1895	C3AZ 13466-B	Rear lamp	60/62	1034	B6A 13465-A
High beam indicator lamp	60/61	1445	B6A 13466-B		63/	1157	C3AZ 13466-C
	62	57	B6A 13466-A	Rear license plate lamp	60/62	67	09B 13466-A
	63	1895	C3AZ 13466-B		63/	97	C3AZ 13466-G
	64	1445	B6A 13466-B	Speedometer dial	60/62	57	B6A 13466-A
Instrument panel	60/62	57	B6A 13466-A		63/	1895	C3AZ 13466-B
	63	1895	C3AZ 13466-B	Temperature indicator	60/62	57	B6A 13466-A
	64	1445	B6A 13466-B		63/	1895	C3AZ 13466-B
Map lamp	64/	631	C3VY 13466-A	Turn signal indicator	60/62	57	B6A 13466-A
					63	1895	C3AZ 13466-B
					64	1445	B6A 13466-B

FORD CAR PARTS

SECTION 134

729

YEAR	MODEL	DESCRIPTION	QTY.	PART NUMBER
13480 SWITCH ASSY. - STOPLIGHT				
60/64	A		1	C1AZ 13480-A
62/64	B		1	
60/64	S		1	
60/64	X		1	
13A480 RETAINER ASSY. - REAR LAMP BODY				
61	S		2	C1SB 13A480-A
62/63	S		2	C2SB 13A480-A
13489 SLEEVE or BEZEL - REAR LAMP LENS				
- A -				
61	A		2	C1AF 13489-A
63	A		2	C3AZ 13489-A
64	A		2	C4AZ 13489-A
- S -				
60	S		2	C0SZ 13489-A
63	S		2	C3SZ 13489-A
64/	S	R. H. -outer L. H. -outer	1 1	C4SZ 13489-A C4SZ 13489-B
- X -				
60/61	X		2	C0DZ 13489-A
63	A	Screw (sleeve to lamp)-No. 8-18 x 1/2"	6	52413-S13(U316)
64	A	Screw (door and pad to lamp body)-No. 8-15x1/2"	6	52344-S13(U292)
60	S	Nut (door to lower back panel)-1/4"-20	8	33795-S7(M49)
60	S	Lockwasher-1/4"	8	34805-S8(X62)
64/	S	Screw (door to lamp)-No. 8-15 x 5/8"	8	53027-S13(U278)
		Nut-No. 8-15 spring "J" shaped	AR	45132-S32(M125)
60/61	X	"Before 5/1/61" Nut-No. 8 or 10 insert	2	380442-S(MM228F)
		Screw(door, lens & gskt. to lamp body)-No. 8-32x.75"	6	371557-S100 (BB637)
61	X	"From 5/1/61" Screw(door, lens & gskt. to lamp body)-No. 8-32x.75"	6	375454-S100 (BB639E)
63/	A	Nut (sleeve to lens)-1/8" self threading	8	371136-S7
64/	S	Nut-No. 8-15-"J" shaped spring	8	(MM288D)
			4	353464-S8(MM248)
13A506 RETAINER - REAR LAMP WIRING				
63/64	A(except 71)		2	C3AZ 13A506-B
63/64	B (except 71)		2	
64	A(71)		2	C4AZ 13A506-A
13520 SEAL - REAR LAMP BODY				
- A -				
62	A(71)	Not supplied-Improvise	6	*
63	A		2	C3AZ 13520-A
64	A		2	C4AZ 13520-A
13A540-1 BRACKET - REAR LAMP MOUNTING - UPPER				
64/	S	R. H.	1	C4SZ 13A540-A
		L. H.	1	C4SZ 13A541-A
		Screw(upper & lower brkt. to lamp)-No. 12-14x1/2"	2	*52608-S40
		Lockwasher-No. 12	2	34927-S7(X87)
13547 LENS ASSY. - COURTESY and MAP LAMP				
64/	B, X		1	8M 13547
13548 SOCKET - LUGGAGE COMPARTMENT LAMP				
60	A, S	Also used with map lamp	AR	B7A 13548-A
63/64	A	Used in wiring assemblies	AR	
13549 WIRING ASSY. - LUGGAGE COMPARTMENT LAMP - Improvise from B6A 14296-C Bulk Wire				
60	S(63A)	Clip(wiring to L. H. luggage compt. door hinge)	1or2	372046S100(GG186)
13550 LAMP ASSY. - REAR LICENSE				
60	S		2	B8S 13550-A
61/63	S		2	C1SZ 13550-B
64/	S		1	C4SZ 13550-D
64/	S	Screw(lamp to rear bumper impact bar reinforcement)-1/4"-20 x 1/2"	2	40927-S8(U282)
64	S	Screw (lamp to bracket)-No. 8-18 x 3/8"	2	52720-S8(U380)

YEAR	MODEL	DESCRIPTION	QTY.	PART NUMBER
13560 BODY and SOCKET ASSY. - REAR LICENSE PLATE LAMP				
- A -				
60/61	A		1	C3AZ 13560-A
63	A(54, 62, 65, 75, 76)		1	
62	A		1	C2AZ 13560-A
63	A (71)		1	
64	A		1	C4AZ 13560-B
- B -				
62/63	B		1	C3AZ 13560-A
64	B(71)		1	
64	B(except 71)		1	C4OZ 13560-A
- X -				
60/61	X		1	C3AZ 13560-A
62/63	X		1	C3AZ 13560-A
64/	X(54, 62, 63, 76)		1	C4DZ 13560-C
64/	X(59, 66, 71, 78)		1	C4DZ 13560-D
60/63	A, X, B	Screw (lamp to rear bumper)-No. 8-32 x 1/2"	2	51764-S8(U366)
62/63	A(S/W)	Clip(wire part of socket to lower back panel brace)	1	372046-S100(GG186)
64	B(except 71)	Clip (wire part of socket to fuel filler extension)	1	
64	A	Screw (lamp to reinforcement)-No.10-24 x 1/2"	2	40918-S8 (U-260)
64	A	Clip (lamp wire to body brace)		*376118-S
64	A(except 71)	Screw (wire & socket to floor pan)-No.10-16 x 1/2"	1	42120-S8 (U-248)
64	A(except 71)	Clip (wire & socket to floor pan)	1	*377846-S
64	A, X	Screw (lamp to bracket)-No. 8-18 x 3/8"	2	52720-S8(U380)
64	B(except 71)	Screw (lamp to rear bumper)-No. 8-32 x 1/2"	2	51751-S8 (U-365)
64/	X(54, 62, 63, 76)	Strap (lamp wire to body support)-Black Nylon	1	376914-S(Y2)
64/	X	Screw (lamp to rear bumper)-No.10-16 x 1/2"	2	376383-S100 (UU82J)
13564 LENS - REAR LICENSE PLATE LAMP				
60	A		1	C0AF 13564-C
62	A		1	
64/	A, X		1	C4AZ 13564-A
64/	S		1	
60	S		2	*B8S 13564-A
61/63	S		1	C1SF 13564-B
60/63	X		1	C0DF 13564-A
61	A		1	
63	A		1	
62/64	B		1	
13566 DOOR - LICENSE PLATE LAMP				
60/61	A		1	C1AZ 13566-A
60/63	X		1	
62/64	B		1	
62	A		1	C2AZ 13566-A
63	A		1	C3AZ 13566-A
64	A		1	C4AZ 13566-A
64/	X		1	C5OZ 13566-B
64/	S		1	C5ZZ 13566-A
60/	A, X, B	Screw (lens, door & gasket to lamp body)- No. 8-32 x 1/2"	2	51764-S8(U366)
63/	S		2	
13568 GASKET - LICENSE PLATE LAMP LENS				
60/63	A, X	Rubber & cork	1	B9A 13568-A
62/64	B		1	
64/	A, S, X	Neoprene sponge	1	C4AZ 13568-A
60	S	Rubber	2	*B7A 13568-A
13586 JEWEL - HIGH BEAM INDICATOR				
63	B		1	C3OZ 13586-A
64/	S		1	C4SZ 13586-A
13588 RETAINER - INSTRUMENT CLUSTER SIGNAL LAMP JEWEL				
60	S		2	*B8S 13588-A

FORD CAR PARTS

731

SECTION 137

YEAR	MODEL	DESCRIPTION	QTY.	PART NUMBER
13616 ORNAMENT - REAR LAMP LENS				
64	S		2	C4SZ 13616-A
64	S	Nut (ornament to rear lamp lens)- 1/8" self threading	4	373888-S7 (MM-290)
13621 SOCKET & WIRE ASSY. - INSTRUMENT PANEL LAMP				
60/	A, B, X	Metal socket-service replacement for factory installed defective metal or plastic sockets	AR	C4AZ 13621-A
60/	S	Metal socket-service replacement for factory installed defective metal or plastic sockets	AR	C4SZ 13621-D
64/	S	R. H.	1	C4SZ 13621-C
		L. H.	1	C4SZ 13621-B
13A700 WIRE ASSY. - REAR INTERIOR LAMP GROUND - Improvise from 14296 Wire				
13B705 BEZEL - MAP LAMP LENS				
64/	S	R. H.	1	C4SZ 13B705-A
		L. H.	1	C4SZ 13B705-B
13A709 WIRING ASSY. - COURTESY or INTERIOR LAMP SWITCH. Unless listed - Improvise from B6A 14296-C				
- A -				
60/61	A (except Taxi)	104.00" long-dome lamp or courtesy lamp	1	C0AF 13A709-A
62	A (except 65B, 76B)		1	
60/61	A (76B)	Courtesy lamp-L. H.	1	
62	A (76A)		1	
60/61	A (76B)	58.00" long-courtesy lamp-R. H. -with socket	1	C0AF 13A709-C
62/64	A(76A)		1	
63/	X(76)		1or2	
63/64	A(54B Taxi)	174.00" long #C3AB 13A709-D	1	C3AZ 13A709-B
63/64	A(57, 63, 65, 76)	44.00" long-with socket-use C0AF 13A709-C	1	*C3AB 13A709-A
64	A(54-Taxi)-New York City only	Contains relay connector terminal and fuse holder	1	C4AZ 13A709-A
- B -				
62/63	B(except 54A-Taxi)		1	C0DZ 13A709-A
64	B		1	
64	B	86.00" long #C40B 13A709-A,B	2	C4OZ 13A709-A
- X -				
60/63	X(except 58A Taxi)	Dome lamp #C2YB 13A709-A	1	C0DZ 13A709-A
63	X(76)-except A/C	30.00" long-with (1) socket-not supplied- improvise from C0AF 13A709-C wiring	1	*C3DB 13A709-A
63	X(76)-with A/C	35.00" long with (2) sockets-not supplied- improvise from C0AF 13A709-C wiring	1	*C3DB 13A709-B
63	X(76)	35.00" long with (1) socket-not supplied- improvise from C0AF 13A709-C wiring	1	*C3DB 13A709-C
64	X(54, 71)	Courtesy lamp #C4GB 13A709-B	1	C4GY 13A709-B
64/	X(except A/C)	Courtesy lamp #C4DB 13A709-D	1	C0DZ 13A709-B
64/	X-with courtesy lamp group	24.00" long-with (1) socket-not supplied- improvise from C0AF 13A709-C wiring	1	*C4DB 13A709-F
64	X(76)-with A/C	42.00" long-with (1) socket-not supplied- improvise from C0AF 13A709-C wiring	1	*C4DB 13A709-B
64/	X(76)-with A/C	42.00" long-with (2) sockets-not supplied- improvise from C0AF 13A709-C wiring	1	*C4DB 13A709-C
64/	X(76)-except A/C	21.50" long-with (1) socket-not supplied- improvise from C0AF 13A709-C wiring	1	*C4DB 13A709-A
60	A(58E Taxi)	Clip (wiring to front floor panel)	5	359776-S100(GG45)
60	X(58A)	Clip (wiring to R. H. rocker panel)	3	372860-S100(GG42)
60	A(except 64G)	Clip (wiring to glove compartment or instrument panel)	1or2	356687-S32(GG28)
60/63	X		1or2	
60/63	A, B	Clip (wiring to R. H. & L. H. cowl side panel)	2	372046-S100 (GG186)
63/	X	Clip (wiring to R. H. cowl side inner panel)	1	
		Clip (wiring to front body pillar & cowl assy.or instrument panel)	1or2	
60/62	X	Clip (wiring to R. H. or L. H. cowl side panel)	2	372864-S100(GG91)
63	B(54-Taxi)	Clip (wiring to R. H. rocker panel)	3	

Identification marking

YEAR	MODEL	DESCRIPTION	QTY.	PART NUMBER
13A709 WIRING ASSY. - COURTESY or INTERIOR LAMP SWITCH - continued-				
Unless listed - Improve from B6A 14296-C Wire				
62	A(54B)	Clip (wiring to front floor pan)	5	375534-S40(GG222)
62	B(54B)	Clip (wiring to R. H. rocker panel)	3	*375790-S100
62/64	A(54B)	Screw (rear door wiring and clip 377846-S to front floor pan)	4	42120-S8(U248)
64	A(54-except Taxi, 57, 71)	Screw (courtesy lamp wiring and clip 377846-S to floor pan)	4or6	
		Clip	AR	*377846-S
62/64	B	Clip (wiring to instrument panel lower flange reinforcement)	2	*376118-A
64/	X		4	
63	A	Clip (wiring to instrument panel)	1	*376801-S
63	X	Clip (wiring to glove compartment)	1	*357059-S8
64	A(54, 57, 71)	Clip (rear door courtesy lamp wiring & electric window regulator wiring to front floor pan)	4or6	*377792-S
64	B(54, 71)	Clip (courtesy lamp wiring to rocker panel)	3	*378936-S
64	S-with warning lamp system	Screw (wiring and clip 377793-S to support)- No. 10-12 x 5/8"	2	42134-S8(U249)
		Clip	2	*377793-S
64	X(54, 71)	Clip (wiring to cross member)	3	377864-S(GG230)
64/	B(54, 71)	Clip (courtesy lamp group wiring to L. H. floor sidemember)	2	*379682-S
64/	X(54, 71)	Strap (wiring to R. H. cowl inner panel)- adjustable Nylon	2	376914-S(YY2)
64/	S-with warning lamp system	Strap (wiring to gusset or stop assembly)	2or4	
64/	A(71)	Clip (wiring to inner rail of rear back window header)	2	372864-S100 (GG91)
64/	X(71)	Clip (wiring to inner rail of back window header)	2	*372303-S100
13711 SOCKET ASSY. - INSTRUMENT PANEL LAMP				
64/	S		4	C4SZ 13711-A
13B712 WIRE ASSY. - CONSOLE COURTESY LAMP FEED - Unless listed - Improve from B6A 14296-C Wire				
64/	B(65B)		2	C4OZ 13B712-A
13713 SWITCH ASSY. - COURTESY and MAP LAMP - Also Refer to Group 14018				
60/	B, X	For 7/8" or 29/32" mounting hole-also for rear door lamp, courtesy lamp or air suspension	2or4	C3AZ 13713-B
60/	A		2or4	(SW-395)
60/63	S		2	
60/	B, X	For 3/4" mounting hole	2or4	C5AZ 13713-A
60/	A		2or4	(SW-442)
60/	S		2	
13B714 BRACKET - LUGGAGE COMPARTMENT DOOR CLOSE LIMIT SWITCH				
64/	S(76)		1	C4SZ 13B714-A
13A719 SOCKET and WIRING ASSY. - DOME LAMP - Unless listed - improvise from B6A 14296-C wire				
60/62	A (except 76)		1	COAF 13A719-B
61/	X (except 64A Taxi, 66), B		1	
63/64	A(except 57, 63, 76)		1	
60	X		1	CODF 13A719-B
61/	X(66)		1	
63	X(P/C)		1	
64	A(P/C, Taxi)		1	
63	A(63)	R. H. & L. H.	2	C3AZ 13A719-B
64	A(57)		1	C4AZ 13A719-A
64	A(63)		1	C4AZ 13A719-B
60/	A, B	Screw (socket & wiring to roof)-No.8-32x1/4"	1	51751-S7(U365)
60	X	Screw (socket & wiring to panel)-No. 6-18x5/8"	1	52732-S13(U383)
61/	X(66)	Screw (socket & wiring to windshield header outer panel)	1	

FORD CAR PARTS

SECTION 137

733

YEAR	MODEL	DESCRIPTION	QTY.	PART NUMBER
13A719 SOCKET and WIRING ASSY. - DOME LAMP - continued - Unless listed -				
Improvise from B6A 14296-C wire				
61/63	A, X(except 64A Taxi, 66, 76)	Screw (socket & wiring to roof center reinforcement)-No. 8-18 x 3/8"	1	52720-S8(U380)
62/	B		1	
64	A(except 57, 63)		1	
64/	X(except 66, 76)		1	
63/64	A(54, 62)	Screw (socket & wiring to instrument panel)- No. 6-18 x 7/8"	1	52746-S13(U359)
63/64	A(57)	Screw (socket & wiring to roof side inner rear upper rail)-No. 8-15 x 1/2"	4	52726-S13(U381)
63/64	A(63)	Screw (socket & wiring to roof side inner rear upper rail)-No. 8-15 x 1/2"	4	52012-S8(U202)
13A721 WIRE ASSY. - GLOVE COMPARTMENT LAMP FEED - Unless listed -				
Improvise from B6A 14296-C wire				
63	A	With 2 amp. fuse and holder	1	C3AZ 13A721-A
13A724 WIRE ASSY. - COURTESY LAMP SWITCH EXTENSION - Improvise from B6A 14296-C wire				
13A726 WIRING and SOCKET ASSY. - ASH RECEPTACLE LAMP - Also refer to Groups 15026, 18981				
64	A	Used in units with AM/FM radio	1	C4AZ 13A726-A
61/63	S		1	C2SZ 13A726-A
64/	S		1	C4SZ 13A726-B
13A727 SWITCH ASSY. - LUGGAGE COMPARTMENT DOOR OPEN LIMIT - Also refer to Group 15A674				
61/63	S(76A)	Upper back panel limit	2	C3SZ 13A727-A
61	S(76)		1	
64	S(76)		3	C4SZ 13A727-A
61/63	S (76A)	Screw (switch to R. H. & L. H. hinge assembly)- No. 8-32 x 1/2"	4	40917-S8(U257)
61	S (76A)	Screw (switch to R. H. hinge brkt.)-No. 8-32 x 1/4"	2	★42720-S7
13A729 SWITCH ASSY. - LUGGAGE COMPARTMENT DOOR CLOSED LIMIT				
61/63	S (76A)		1	C1SZ 13A729-A
64/	S(76)		2	C4SZ 13A729-A
		Screw (switch to R. H. lock support bracket)- No. 6-32 x 1/2"	2	51763-S8(U362)
		Lockwasher-No. 6	2	34937-S7(X84)
61/	S(76)	Screw (switch to R. H. lock support bracket)- No. 8-32 x 1/2"	2	40917-S8(U257)
		Lockwasher-No. 8	2	34938-S8(X85)
13A730-1 ACTUATOR - LUGGAGE COMPARTMENT DOOR OPEN LIMIT SWITCH				
60	S (76A)	R. H.	1	★B9SF 13A730-A
		L. H.	1	★B9SF 13A731-A
61/63	S (76A)		2	★C1SF 13A730-A
64/	S(76)		2	C4SZ 13A730-A
		Screw (actuator to hinge)-No. 8-32 x 3/8"	2or4	378361-S2(UU43D)
		Lockwasher-No. 8	AR	34938-S8(X85)
61/63	S(76A)	Screw (acuator to R. H. & L. H. hinge)-No. 8- 32 x 1/2"	4	40917-S8(U257)
13734 LENS - COURTESY LAMP - Also refer to Group 13783				
64	B(65B)		2	C4GY 13734-A
64	B(65B)	Screw (lens to lamp)-No. 6-20 x 1/4"	8	52533-S(U226)
13A739 PAD - INTERIOR LAMP - Also refer to Group 13790				
64	A(57C)		2	C4AZ 13A739-A
13A746 ACTUATOR - LUGGAGE COMPARTMENT DOOR CLOSED LIMIT SWITCH				
61/63	S (76A)	R. H.	1	C1SB 13A746-A

YEAR	MODEL	DESCRIPTION	QTY.	PART NUMBER
13749 BODY and SWITCH ASSY. - INTERIOR LAMP				
64	A(71)	Cargo area	1	B9FM 13749-A
64/	B(71),X(71)		1	
64	A(71)	Screw (body & switch to mounting bracket)-	2	372484-S13(UU97F)
64/	X(71)	No. 8-32 x .75"	2	
64/	B(71)	Screw (body & switch to mounting bracket)-	2	350075-S13(UU88)
		No. 8-15 x 3/4"		
13751 LAMP ASSY. - OPEN DOOR WARNING				
60/63	A(Taxi)	On instrument panel	1	C3OZ 13751-A
60/63	X(Taxi)		1	
62/	B(Taxi)		1	
64	A(Taxi)	On instrument panel	1	C4AZ 13751-A
13752 SWITCH ASSY. - INTERIOR LAMP				
64	A(P/C, Taxi)		1	*FEK 13752-B
64	A(71)		1	B7A 13752-B
64/	B(71),X(71)		1	
64	A(71)	Screw (switch to lamp body)-No. 4-24 x .25"	2	*370983-S8
64/	B(71),X(71)		2	
13754 BRACKET and SOCKET ASSY. - MAP LAMP				
60/63	S (76A)		1	B8S 13754-A
61/63	S (63A)		1	
60/63	S(76A)	Screw (bracket & socket to instrument panel)-	1	379906-S7-8(UU87)
		No. 6-32 x 3/8"		
13A756-7 WIRE and SOCKET ASSY. - LUGGAGE COMPARTMENT LAMP				
64	A(except 54E, 62E, 71)	Mercury actuated	1	C4AZ 13A756-A
64	B(except 71)	Mercury actuated	1	C4GY 13A756-A
61/63	S	With mounting bracket (Mercury actuated)	1	C1SZ 13A756-A
61/63	S (76A)	With mounting bracket	1	C1SZ 13A756-B
61/63	S (75A)	Less socket & mounting bracket	1	*C1SZ 13A757-A
64	S(63)	With mounting bracket (Mercury actuated)	1	C4SZ 13A756-B
64/	S(76)		1	C4SZ 13A756-A
64	X(except 59, 66, 71, 78)	Mercury actuated	1	C4DZ 13A756-A
64	B(except 71)	Screw (wire & socket to luggage compartment	1	52726-S13(U381)
		door)-No. 8-15 x 1/2"		
64	B	Lockwasher-No. 8	1	34938-S8(X85)
64/	B(except 71)	Clip (wiring to luggage compartment door)	1	371645-S100
64/	X(except 66, 71)		1	(GG210M)
64/	B(except 71)	Clip (wiring to luggage compartment door	1or2	372046-S100
		reinforcement or rail)		(GG186)
64/	X(except 62C, 66, 71, 78)	Clip (wiring to rear seat back strainer to floor)	3	
60	S (76A)	Screw (lamp to luggage compartment door)-	1	52721-S8(U382B)
		No. 10-12 x 7/8"		
60	S (63A)	Clip (wire to luggage compartment door)	5	356687-S32(GG28)
61/64	S(63)	Clip (wire to luggage compartment door)	1	*376801-S
64	A(except 71)		1	
64/	S(63)	Screw (lamp to luggage compartment inside	1	42127-S8(U-248C)
		panel)-No. 10-12 x 1/2"		
61/64	S (63A)		1	
60	S (76A)		1	
60	S (76A)	Nut-No. 10-12 spring	1	357033-S32
				(MM250)
64/	S(63)	Lockwasher-No. 10	1	34939-S8 (X-86)
60	S (63A)	Screw (lamp to deck lid)-No. 8-18 x 3/8"	1	52720-S8(U380)
61/	S (76)		1or2	
64/	A(except 71)		1	
64	X(except 66, 71)		1	
13761 LENS - MAP LAMP				
60/63	S		1	B8S 13761-A
64/	S	R. H.	1	C4SZ 13761-A
		L. H.	1	C4SZ 13761-B
60/63	S	Screw (lens to instrument panel)-No. 6-32 x 5/8"	2	*52925-S13

FORD CAR PARTS

SECTION 137

735

YEAR	MODEL	DESCRIPTION	QTY.	PART NUMBER
13763 BRACKET - COURTESY LAMP OR MAP LAMP				
60/64	A(76)	Mounts to instrument panel	1	C0AZ 13763-A
63/	A(57, 63)		1	
63/	X(76)		1or2	
64/	X(except 76) -with A/C		1	
62/63	A(63C, 65B, 75C, 76B)	Mounts on door trim panel	2	C3AZ 13763-A
64	A(57C, 63C, 76B)	Mounts on door trim panel	2	C4AZ 13763-A
64	B(65B)	Mounts on door trim panel	2	C4OZ 13763-B
64/	X	Map lamp-wlth switch mounting hole	1	B5A 13763-C
64/	B(exc. 65B)		1	
64/	S(63)	Pillar lamp	2	C4SZ 13763-A
64/	X(59, 71)	Cargo area	1	C4GZ 13763-B
64	B(71)		1	
60/	A(51A, 76)	Screw (bracket to instrument panel)- No. 10-32 x 1/2"	1	50810-S8 (U158)
63/	A(57, 63)		2	
		Lockwasher-No. 10	1or2	34903-S7(X96)
		Nut - No. 10-32	1or2	34079-S7(M163)
		Flatwasher-No. 10	1or2	44716-S8(X15)
62/64	A	Screw-No. 10-16 x 3/8"	1	42120-S8(U248)
62/64	A(63C, 65B, 75C, 76B)	Screw (bracket to door)-No. 8-32 x 1/2"	6	51764-S8(U366)
64/	B(65B)	Screw (bracket to door)-No. 8-18 x 3/8"	8	52720-S8(U380)
64/	S(63)	Screw (bracket to rear roof side inner rail)- No. 14-14 x 1/2"	4	31497-S8(U254)
64	X(71) , B(71)	Screw (bracket to inner rail of rear window header)-No. 10-12 x 1/2"	2	42127-S8(U248C)
63/64	X(76A)	Screw(bracket to instrument panel)-No.10-32 x 1"	1	50555-S8(U160)
64	X	Screw (bracket to instrument panel)- No. 10-32 x 3/4"	2	27113-S7(U176)
13764 SWITCH - MAP LAMP				
64/	B, X	Includes wiring & socket	1	C4DZ 13764-A
61/63	S		1	C1SF 13764-A
64	S		1	C4SZ 13764-A
61/63	S	Screw (switch to instru. panel)-No. 6-32 x 3/8"	2	379906-S7(UU87)
64	S	Screw (switch to housing)-No. 6-32 x 1/4"	2	41540-S8(U353)
64/	B, X	Screw (switch to bracket)-No. 6-32 x 1/4"	2	31031-S8(U44)
13776-7 LAMP ASSY. - INTERIOR PILLAR				
64/	S(63)		2	C4SZ 13776-B
13A776 WIRE ASSY. - INTERIOR PILLAR LAMP GROUND - Improve from B6A 14296-C wire				
13A777 RELAY - INTERIOR LAMP				
64/	S		1	C4VY 13A777-A
		Screw (relay to R. H. cowl side panel)- No. 14-14 x 1/2"	2	31497-S8(U254)
13779 DOOR ASSY. - INTERIOR LAMP - Also refer to Group 13788				
61/63	S (63A)	Dome lamp	1	C1SF 13779-A
		Screw (door to lamp)-No. 8-32 x 5/8"	2	52352-S8 (U293)
13A779 LENS - AIR CONTROL INDICATOR LAMP - GREEN				
64/	S		1	C4SZ 13A779-B

SECTION 137

FORD CAR PARTS

YEAR	MODEL	DESCRIPTION	QTY.	PART NUMBER
13783 LENS - PILLAR LAMP OR DOME LAMP - Also refer to Group 13734				
60/62	A(exc. 76)	4.12" diameter-includes attaching parts	1	C0AF 13783-C
63/64	A(except 57, 63, 76)		1	
61/64	X (except 64A Taxi, 66, 76)		1	
62/	B		1	
64	A(71)	With 5 tabs	1	B8A 13783-A
64/	B(71),X(71)		1	
62/64	A(63C, 65B, 75C, 76B)	Red-1.28" O. D. (door trim mounted)	2	C2AZ 13783-A
63/64	S		2	
63/64	A(57, 63)		2	C3AZ 13783-B
60	S (63A)	With 5 tabs	1	B8S 13783-B
61/63	S	White-1.29" O. D. -dome lamp	2	C1SZ 13783-A
62/64	A(63C, 65B, 75C, 76B)	Courtesy lamp (door trim mounted)	2	
63/	S		2	
60	X		1	C0DF 13783-B
61/	X (66)		1	
63	X(P/C)		1	
64	A(P/C, Taxi)		1	
60/64	A(except 76)	Screw (lens to roof center reinforcement)- No. 6-18 x 7/8"	2	52746-S13(U359)
61/64	X (except 64 Taxi, 66, 76), B		1	
60	S(63A)	Screw (lens to dome lamp body)-No. 4-40 x .25"	5	★370983-S8
60	X	Screw (lens & door to panel)-No. 6-18 x 5/8"	2	52732-S13(U383)
61/63	X (66)		2	
13784 RETAINER - DOME LAMP LENS				
60/64	A(71)		2	C0AF 13784-A
13786 BODY and SOCKET ASSY. - INTERIOR LAMP				
62/64	A (63C, 65B, 75C, 76B)	Mounts on door trim panel	2	C2AZ 13786-A
64/	B(65)		2	
61/63	S (63A)	Less switch	1	C1SZ 13786-A
63/64	S(63, 76)	Mounts on door trim panel	2	C3SZ 13786-A
61/63	S(63A)	Screw (body to roof center mounting bracket)- No. 8-32 x 1/2"	4	51764-S8(U366)
62/64	A(63C, 65E, 75C, 76B)	Screw (body & socket to bracket)	4	
64	B(65)	Screw (body & socket to bracket)-No. 8-18 x 3/8"	4	52720-S8(U380)
63/64	S	Screw (body & socket to door trim panel cover)- No. 8-32 x 3/4"	4	51786-S8(U367)
		Screw (body to mounting brkt.)-No. 6-18 x 1/2"	2	32921-S28(U334)
		Nut-No. 8-32 stamped	4	45243-S7(M178)
		Flatwasher-No. 8	4	44710-S8(X10)
13A786 ACTUATOR - COURTESY LAMP SWITCH - Also Refer to Group 14022				
64/	S		2	C4SZ 13A786-C
13787 BODY - DOME LAMP				
64	A(71)		1	B7A 13787-B
64/	B(71),X(71)		1	
60	S (63A)		1	C0TF 13787-A
60	S(63A)	Screw(lamp to mounting bracket)-No. 10-12 x .75"	2	370933-S100 (UU93)
13788 DOOR - PILLAR LAMP - Also Refer to Group 13779				
60/64	A(except 57, 63, 76)	Dome lamp	1	C0AF 13788-A
61/	X (except 63, 64A Taxi, 76), B		1	
62/64	A(63C, 65B, 75C, 76B)	Courtesy lamp on door	2	C2AZ 13788-A
63/64	S		2	
63/64	A(57, 63)	Pillar lamp	2	C3AZ 13788-B
64	B(65B)	Courtesy lamp on door	2	C4GY 13788-A
60	X	Dome lamp	1	C0DF 13788-A
61/	X (66)		1	
63	X(P/C)		1	
64	A(P/C, Taxi)		1	
60/64	A(except 57C, 63C, 76), B,X	Screw (door & lens to center roof)-No. 6-18 x 7/8"	2	52746-S13(U359)
62	A(65B, 76B)	Screw (door to body & socket)-No. 8-32 x 1"	4	50438-S13(U122)

FORD CAR PARTS

SECTION 137

737

YEAR	MODEL	DESCRIPTION	QTY.	PART NUMBER		
13788 DOOR - PILLAR LAMP - continued - Also Refer to Group 13779						
63	S	Screw (door to body & socket)-No. 8-32 x 1"	4	*51400-S13		
63/64	A(57F, 63C, 65B, 75C, 76B)	Screw (door to body & socket)-No. 8-15 x 1"	4or8	52376-S13(U296)		
64	S		4			
64	B(65B)		4			
64	A(57, 63)	Screw (door to retainer)-No. 6-18 x 1"	4	*52752-S13		
13790 GASKET - INTERIOR LAMP - Also Refer to Group 13A739						
64	A(71), B(71)		1	B9A 13790-A		
64	X(71)		1			
62/64	A (63C, 65B, 75C, 76B)		2	C2AZ 13790-A		
63	A (54B, 62B)		1	C3AZ 13790-A		
64	A(P/I, Taxi)		1			
64	B(65B)		2	C4OZ 13790-A		
13793 SOCKET ASSY. - DOME LAMP						
60	S(63A)		1	C1TB 13793-B		
64	A(71)		1			
64/60	B(71), X(71)		1			
60	A, S	Screw (socket to mounting brkt.)-No. 8-32 x 1/4"	1	26457-S7(U167)		
64	A(71), B(71), X(71)	Screw (socket to bracket)-No. 8-32 x 3/8"	1	50507-S8(U151)		
		Lockwasher-No. 8	1	34938-S8(X85)		
13A793 BRACKET - LUGGAGE COMPARTMENT DOOR OPEN LIMIT SWITCH MOUNTING						
64/	S(76)		2	C4SZ 13A793-A		
13796 WIRE ASSY. - INTERIOR LAMP LIGHTING						
60/62	A(exc. Convertible)	5.00" long dome lamp	1	B7A 13796-A		
60/61	S (63A) "Before 6/1/61"		1			
60/64	X (except 66, 76), B		1			
61/	X(66)		1			
63/64	A(except 57C, 63C, 76)		1			
64	A(57, 63)	6.50" long	1	C5AZ 13796-A		
61/63	S (63A) "From 6/1/61"	Dome lamp	1	C1SZ 13796-B		
13A796 ACTUATOR ASSY. - LUGGAGE COMPARTMENT DOOR OPEN LIMIT SWITCH						
64/	S(76)	R. H. -less C4SZ 13A727-A Switch	1	C4SZ 13A796-C		
		L. H. -less C4SZ 13A727-A Switch	1	C4SZ 13A796-B		
		Screw (actuator to switch mounting bracket)-No. 8-32 x 3/8"	4	41034-S8 (U272M)		
		Lockwasher-No. 8	4	34938-S8(X85)		
13800 HORN KIT - VACUUM AIR						
60/64	A, B, S, X	Chrome-dual horn	1	C5AZ 13800-C		
Consists of						
	3-C7AZ 2A965-A	Insulator	1-C7RA 13A924-A	Reservoir	5-33795-S8	Nut
	1-C9AZ 5A694-B	Bracket	1-C7RA 13930-A	Tube	4-33797-S	Nut
	1-C9AZ 5A694-C	Bracket	1-FDV 13932-A	Pad	5-34825-S8	Washer
	1-C5AZ 13801-C	Compressor	1-C9AJ 17491-A	Connector	4-34906-S	Washer
	1-C7RA 13A803-A	Horn & support assy.	1-C7RA 17543-A	Tube	4-357980-S	Nut
	1-C4RA 13828-A	Bracket	1-20326-S	Bolt	1-359922-S100	Insert
	1-C7RA 13A887-A	Fitting	2-26483-S8	Screw	4-382215-S	Insert
	1-C7RA 13A888-A	Reservoir	2-26499-S8	Screw	1-Installation Sheet -	
	1-C7RA 13A922-A	Sleeve	1-26531-S8	Screw	No. 3102	
60/64	A, B, S, X	Black-dual horn	1	C9AZ 13800-A		
Consists of						
	1-C5AZ 13801-B	Compressor	1-C7RA 13930-A	Tube	4-33795-S	Nut
	1-C9AJ 13832-A	Horn	3-C9AJ 14462-A	Terminal	4-34825-S	Washer
	1-C9AZ 13A875-B	Switch	2-FEK 14474-A	Terminal	1-87780-S	Plug
	1-C4RA 13A887-A	Fitting	1-C4AJ 17491-A	Connector	1-370817-S	Reducer
	1-C4RA 13A888-A	Reservoir	1-C7RA 17543-A	Tube	2-375810-S	Grommet
	4-C7RA 13A922-A	Sleeve	2-26483-S	Screw	4-382215-S	Insert
	1-C9AJ 13927-A	Wire	2-26499-S	Bolt	1-Installation sheet-No. 3549	

♣ Used in production from 11/18/63 to 1/27/64

YEAR	MODEL	DESCRIPTION	QTY.	PART NUMBER
13A800 RING - HORN BLOWING- Also Refer to Group 13A805				
62	A (65B, 76B)		1	C1MF 13A800-C
13A804 WIRE ASSY. - HORN RELAY TO HORN - Not supplied - Improve from 14296 Wire				
13A805 BUTTON ASSY. - HORN - Also Refer to Group 13A800				
- A -				
60/61	A		1	C1AA 13A805-A
60	A (except P/S)	With ring	1	C0AF 13A805-H
60	A-with P/S	With ring	1	C0AF 13A805-J
61	A	With ring	1	C1AF 13A805-A
62	A (except 65B, 76B)	With ring	1	C2AA 13A805-A
63/64	A	With ring "Ford crest"	1	C3AZ 13A805-A
63/64	A	With ring "Galaxie"	1	C3AZ 13A805-D
63/64	A	With ring "XL"	1	C3AZ 13A805-C
- B -				
62/63	B(except Sports Coupe)	With ring	1	C2OZ 13A805-A
62/63	B (Sports Coupe)	With ring	1	C2OZ 13A805-B
62/64	B	"Before 10/1/63"	1	C2OA 13A805-B
64	B	"From 10/1/63"	1	C4OZ 13A805-C
64	B	With ring - "Fairlane 500"	1	C4OZ 13A805-A
- S -				
60	S	With ring	1	B8SZ 13A805-A
61/63	S	With ring	1	C2SZ 13A805-A
64	S		1	C4SZ 13A805-A
- X -				
60/63	X		1	%C0DF 13A805-F
60	X	With ring	1	%C0DF 13A805-G
61/63	X(except 63C, 76B)	With ring	1	C3DZ 13A805-C
63/64	X (63C, 76B)	With ring-"Falcon Sprint"	1	C3DZ 13A805-A
64	X		1	C4DZ 13A805-A
64	X	With ring-"Falcon"	1	C4DZ 13A805-E
60	A	Screw (ring to steering wheel)-No.10-32 x 1 1/4"	2	*50857-S8
60	A	Washer-No. 10-plain special	2	351256-S7(XX54)
		Washer-9/64" I. D. x 3/8" O. D. flat-used to insulate contact plate from screws	3	*354698-S
61/63	S	Screw (ring, spring, plate & insulator to steering wheel)-No. 6-32 x 1/2"	3	51763-S8(U362)
61/63	S	Ring (horn blowing ring grounding)-snap	1	354717-S8(QQ74W)
13A807 SPRING - HORN BLOWING				
60/62	A(except 65B, 76B)	45/64" long-Black	1	B4AZ 13A807-A
62	A (65B, 76B)		1	C1MF 13A807-A
60	S		1	B8SZ 13A807-A
61/63	S	Used with horn ring	1	C1SF 13A807-A
64	S		2	C4SZ 13A807-A
60/64	X, B	Used with horn button	1	C0DF 13A807-B
60/64	B, X	Used with horn ring #Red	1	C0DZ 13A807-B
63/64	A		1	
13A808 PLATE - HORN BUTTON OR RING CONTACT				
62	A (65B, 76B)	Used with horn ring	1	C1MF 13A808-A
62/63	B (Sports Coupe)		1	C2YY 13A808-A
61/63	S	Includes attaching parts	1	C2SZ 13A808-A
64	S		2	C4SZ 13A808-A
60	X		1	%C0DF 13A808-B
60/64	X		1	C0DF 13A808-A
62/64	B (except Sports Coupe)		1	
63/64	A		1	
62	A(65B, 76B)	Screw (plate & insulator to horn ring)-No. 6-32 x 1/2"	4	51763-S8(U362)
60/	B, X	Screw (plate, blowing ring index plate & horn ring medallion retainer to ring)	3	
63/	A		3	
90/63	B, X	Screw (plate & blowing ring index plate to button)	3	
64	S	Screw (plate to horn switch brush plate)-No. 6-20 x 1"	3	52812-S2(U361M)

% Used with Saginaw Type steering gear

Identification marking

FORD CAR PARTS

SECTION 137

739

YEAR	MODEL	DESCRIPTION	QTY.	PART NUMBER
13A809 PLATE - HORN BUTTON OR RING INDEX				
61/62	A	Ring -Nylon	1	B9AZ 13A809-A
60/64	X		1	C2DZ 13A809-A
63/64	A		1	
62/64	B		1	
13A810 RETAINER - HORN RING MEDALLION				
63/64	A		1	C3AZ 13A810-A
60/64	X, B(except Sports Coupe)		1	C0DF 13A810-B
13A813 INSULATOR - HORN BLOWING RING PRESSURE - Also refer to group 3672				
60	A		1	C0AZ 13A813-A
61/62	A		1	C1AZ 13A813-A
63/60/	A X		1 1	C0DZ 13A813-A
62/	B (except Sports Coupe)		1	
62/63	B (Sports Coupe)		1	C2YY 13A813-A
13A816 INSULATOR - HORN BLOWING RING				
62	A (65B, 76B)		1	C1MF 13A816-A
61/63	S	Includes attaching parts	1	C2SZ 13A816-A
13A821 BRUSH ASSY. - HORN BUTTON OR RING				
60	A		1	C0AF 13A821-A
13A821 KIT - HORN BRUSH AND INSULATOR REPAIR				
61/62	A(except 65B, 76B)	Consists of 1-Brush, 1-Insulator	1	B8AZ 13A821-A
62/64	B		2	C2OZ 13A821-A
63	X(63C, 76B)		2	
63/64	A		2	
64/	S		1	
64	X		2	
13A822 INSULATOR - HORN RING BRUSH				
60/64	X, B		1	C0DF 13A822-A
63/64	A		1	
13A823 PLATE - HORN SWITCH BRUSH				
63/64	A		1	C3AZ 13A823-A
64	X(63C, 76B)		1	
62/64	B		1	C2OZ 13A823-A
64	S		1	C3MY 13A823-A
60/63	X		1	C3DZ 13A823-A
64	X		1	C4DZ 13A823-A
64	X	Screw (plate to steering wheel)-No. 8-18 x 5/8"	3	*52854-S7
13A824 BRUSH ASSY. - HORN BLOWING RING CONTACT				
60/62	X	Lower-with insulator and horn wire	1	C0DZ 13A824-A
60/62	X	Upper-less insulator	1	C0DZ 13A824-B
63	X		2	
61/63	S		1	
62	A (65B, 76B)		1	
		Screw (brush & insulator to flange & bearing)- No. 6-32 x 1/2"	1	51763-S8(U362)

FORD CAR PARTS

YEAR	MODEL	DESCRIPTION	QTY.	PART NUMBER
13827 SPACER - HORN BRACKET SPRING				
60	S	.216" thick-also used with air conditioner	2or4	B5A 13827-A
62	A (54B), B		2	
13A828 PLATE - HORN BLOWING RING GROUND				
62	A (65B, 76B)		1	C1MF 13A828-A
		Screw (plate to horn blowing ring hub)-No. 6-32 x 1/2"	3	51763-S8(U362)
13A829 HUB - HORN BLOWING RING				
62	A (65B, 76B)		1	C1MF 13A829-A
13830 BRACKET and SPRING ASSY. - HORN				
60/64	A, B, S, X	Universal type -for R, H. & L, H. usage	AR	B9A 13830-A
60/64	A	Screw (bracket to radiator support)-5/16"-24 x 3/4"	2or4	*352628-S2
60/62	X		2or4	
60/62	S		2or4	
63	B, X	Screw & washer (horn bracket attaching)-5/16"-18 x 3/4"	2or4	359662-S8 (BB575A)
63	S	Screw & washer (horn bracket attaching)-5/16"-24 x 1 1/8"	2or4	353483-S2(BB588)
60/64	A, S	Lockwasher 5/16"	2	*34941-S7
60/64	A (8 cyl.)	Nut-5/16"-24	2	33798-S8(M62)
60/64	A (8 cyl.)	Flat washer	2	44722-S8(X19)
13832-3 HORN ASSY. - LESS BRACKET				
60/64	A, B, S, X	Kit-high pitch	1	B8AZ 13832-B
	Consists of			
	1-C7AF	13A803-B	Horn & support	1-34806-S8
	1-C7AF	13828-D	Bracket	1-55734-S2
	1-C7AF	13828-E	Bracket	1-372289-S2
	1-33797-S8		Nut-5/16"-18	1-379915-S2
				Lockwasher-5/16"-18
				Nut-1/4"-20
				Screw & washer-1/4"-20 x 3/4"
				Nut-7/8"-20
60/64	A, B, S, X	Kit-low pitch	1	B8AZ 13833-B
	Consists of			
	1-C7AF	13A803-A	Horn & support	1-34806-S8
	1-C7AF	13828-D	Bracket	1-55734-S2
	1-C7AF	13828-E	Bracket	1-372289-S2
	1-33797-S8		Nut-5/16"-18	1-379915-S2
				Lockwasher-5/16"
				Nut-1/4"-20
				Screw & washer-1/4"-20 x 3/4"
				Nut-7/8"-20
60/64	A, B, S, X	Lockwasher-1/4"	2or4	34805-S8(X62)
60/64	A, B, S, X	Nut (horn to horn bracket & spring)-1/4"-28	2or4	33796-S7(M61)
13A843 WIRE ASSY. - HORN SWITCH - Improve from B6A 14296-C wire				
13A847 WIRE ASSY. - HORN GROUND - Improve from B6A 14296-C wire				
13A848 PLATE - HORN BLOWING BUTTON MOUNTING				
64	S		2	C4SZ 13A848-B
		Screw (plate to hub lower cover)-No. 6-20 x 5/8"	3	52792-S(U361F)
13853 RELAY and BRACKET ASSY. - HORN				
60/63	A, B, S, X		1	B8C 13853-A
64	A, B, S, X		1	C4AZ 13853-A
60	A, B, S, X	Screw (horn relay to R. H. fender apron or radiator support)-No. 14-14 x 1/2"	2	31497-S8(U254)
13927 WIRE ASSY. - HORN SWITCH - Improve from B6A 14296-C wire				
61/63	S	Clip (retains wire in position)	1	359548-S100 (GG144)
13963 BRACKET - TURN SIGNAL INDICATOR LAMP MOUNTING				
64/	S		2	C4SZ 13963-A

FORD CAR PARTS

SECTION 140

741

YEAR	MODEL	DESCRIPTION	QTY.	PART NUMBER
14A005 WIRING ASSY. - BODY MAIN				
- S -				
64	S	Universal wire assy.-fold and tape all excess wire and unused leads	1	C4SZ 14A005-CN
64	S	Screw (wiring to brake pedal support)- No. 14-14 x 1/2"	4	31497-S8(U254)
		Screw (wiring to L. H. inner cowl side pillar)	3	
		Screw (wiring to dash panel)	2	
		Screw (wiring to dash panel)-No. 10-12 x 1/2"	AR	42127-S8(U248C)
64	S (without A/C)	Screw (wiring to dash panel)-No. 10-12 x 1 1/4"	6	42157-S8(U252)
64	S	Clip (wiring to dash panel)	1	358350-S(GG172)
		Clip (wiring to dash panel)	2	*376189-S
		Clip (wiring to dash panel)	2	*376219-S
		Clip (wiring to dash panel)	6	*376287-S
		Clip (wiring to dash panel)	1or2	*376801-S
		Clip (wiring to front fender brace)	1	
		Clip (wiring to R. H. inner cowl side panel)	3	
		Clip (wiring to L. H. inner cowl side panel)	3	*377719-S
		Clip (wiring to dash panel)	5or7	
64	S-with A/C	Clip (wiring to air conditioner evaporator)	2	*377929-S
64	S-with A/C	Clip (wiring to dash panel)	2	*378574-S
64	S	Clip (wiring to brake pedal support)	2	*378618-S
14A011 SWITCH and BRACKET ASSY. - TAILGATE WINDOW LIMIT				
61/62	A(71)		1	C2AZ 14A011-A
63/64	A(71)		1	C3AZ 14A011-B
60/	B(71)		1	C3OZ 14A011-A
60/	X(59, 71, 78)		1	C0DF 14A011-C
		Screw (switch & bracket to rear corner upper inner pillar)-No. 8-15 x 1/2"	2	*42126-S8
		Lockwasher-No. 8	2	34938-S8(X85)
14A016 INSULATOR - WINDOW REGULATOR CONTROL SWITCH				
64/	S	Neoprene-used to insulate master control switch	1	C4SZ 14A016-B
14018 SWITCH ASSY. - DOOR OPEN WARNING LAMP - Also refer to Group 13713				
64	A(54-Taxi)-New York City only	Front door	2	C4AZ 14018-B
64	A(54-Taxi)-New York City only- "Before 6/8/64"	Rear door	2	
64	A(54-Taxi)-New York City only- "From 6/8/64"	Rear door	2	C4AZ 14018-C
64	S		2	C4SZ 14018-A
14A018 WIRING ASSY. - ROOF EXTERIOR LAMPS - Improve from B6A 14296-C wire				
60/62	X(Taxi)	Clip (wiring to cowl top panel)	2	372046-S100
62/64	A(Taxi)		2	(GG186)
62/63	B(Taxi)	Clip (wiring to windshield header panel)	2	
14022 ACTUATOR - DOOR OPEN WARNING LAMP OR LOCK - Also refer to Group 13A786				
64	A(Taxi)	Steel	2	C4AZ 14022-A
64	A (Taxi)	Screw (actuator to door panel)-No.10-16 x 3/8"	2	42120-S8(U248)

YEAR	MODEL	DESCRIPTION	QTY.	PART NUMBER
14A027 WIRING ASSY. - WINDOW REGULATOR REAR SWITCH FEED				
60/63	A(except 63C, 65B, 76B)		1	*C2AZ 14A027-C
62/64	A(except 63C, 65B, 76B)-with 4 speed trans.	7.50" long (extension)	1	*C2AZ 14A027-A
62/63	A(63C, 65B, 75C, 76B)	56.00" long-when using on 1963 models	1	*C2AZ 14A027-D
63	A(71G, H)	insulate and tape out of usage the Green lead and the Green with Black stripe lead	1	
64	A(except 57C, 63C, 76B, 4/S/T)		1	C4AZ 14A027-D
64	A(57C, 63C, 76B)		1	C4AZ 14A027-E
64	A(except 57C, 63C, 76B)-with 4/S/T		1	C4AZ 14A027-C
64	A(57C)-with elect. window console		1	C4AZ 14A027-A
64	A(63, 76B)-with elect. window console		1	C4AZ 14A027-B
62	A(except 65B, 76)	Screw (attaches clip 377792-S and wiring to front floor pan)-No. 10-16 x 3/8"	2	42120-S8 (U-248)
		Clip	2	*377792-S
62/63	A(65B, 76B)	Screw (attaches clip 357955-S to console)-	1	42127-S8(U248C)
63	A(71G, H, 75C)	No.10-12 x 1/2"	1	
62/63	A(65B, 76B)	Clip	1	357955-S(GG166)
63	A(71G, H, 75C)		1	
14028 CONTROL ASSY. - DOOR LOCK - VACUUM				
63	S	Located on instrument panel	1	C1VY 14028-A
64	S		1	C4SZ 14028-B
63	S	Screw (control to console panel)-No.10-16 x 3/8"	2	42120-S8(U248)
14A032 WIRING & JUNCTION BLOCK ASSY. INSTRUMENT PANEL - Refer to Groups 11A647 & 14401				
14A033 BUS BAR ASSY. - ELECTRICAL FEED				
60/63	A	With 3 fuse holders-(accessory)	1	C0AF 14A033-D
60/64	B, X		1	
60/63	A	With 2 fuse holders-(battery)	1	C1AF 14A033-A
60/64	B, X		1	
64	A	With 6 fuse holders (battery)	1	C4AZ 14A033-A
64	A	With 5 fuse holders	1	C4AZ 14A033-B
64	B	Accessory	AR	C4TZ 14A033-A
61/62	S	With 3 fuse holders in straight line	1	C1SF 14A033-A
63	S	With 7 fuse holders (accessory)	1	C3SZ 14A033-A
63	S	Brass strip-1.64"long x .30"wide-w/3-7/32" holes	1	C3SZ 14A033-C
63/	S	With 4 fuse holders (battery)	1	C3SZ 14A033-B
64	S	Brass strip-1.44"long x .30"wide-w/2 7/32" holes	1	C4SZ 14A033-B
64/	S	With 6 fuse holders (accessory)	1	C4SZ 14A033-A
14A034 TERMINAL ASSY. - FUSE HOLDER				
60/63	A		1	C0AF 14A034-C
60/64	B, X		1	
60/63	A	Fuse holder with internal connector	1	C1AF 14A034-A
60/64	B		1	
64	B	R. H.	AR	C4TZ 14A034-A
		L. H.	AR	C4TZ 14A034-B
14A066 BRACKET - CIRCUIT BREAKER MOUNTING - Unless indicated, improvise from steel stock				
60/	X(59, 71)	Tailgate window	1	C1AZ 14A066-A
63/	B(71)	Tailgate window	1	
61/	A(71)	Tailgate window	1	
61/	A(76), X(76)	Top control	1	
61/62	S (76)	"Before 10/20/61" Top control	1	
61/62	S	Electric windows or seats	1 or 2	
63/	A	Electric windows or seats	1	
61/62	A	Electric window	4	*C1AF 14A066-A
61/63	S (76A)		2	
62	S (76A)	"From 10/20/61" Top control	1	*C2SB 14A066-A

* Tape and insulate unused leads

FORD CAR PARTS

743

SECTION 140

YEAR	MODEL	DESCRIPTION	QTY.	PART NUMBER
14A068 PANEL - FUSE JUNCTION				
64	A		1	C4AZ 14A068-A
61/62	S		1	C1SF 14A068-B
63	S		1	C3SZ 14A068-A
64/	S		1	C4SZ 14A068-A
64/	A	Screw (panel to dash panel)-No. 10-12 x 1 1/4"	2	379180-S2(UU81C)
		Flatwasher - No. 10	2	★351262-S8
		Nut-(junction block and instrument panel wiring to L. H. air vent duct)-No. 10-24	2	34053-S8(M156)
		Lockwasher - No. 10	2	34903-S8(X96)
		Flatwasher - No. 10	1	44716-S8(X15)
63/	S	Screw (panel to R. H. cowl side)-No. 10-12 x 1/2"	2	42161-S8(U252A)
14A081 WIRING - WINDOW REGULATOR - REAR QUARTER - Refer to Group 14632-3				
14086-7 SWITCH and WIRING - WINDOW REGULATOR CONTROL - Refer to Group 14632-3				
14A099 SHIELD - WINDOW REGULATOR WIRING - UNLESS LISTED IMPROVISE -				
-Also refer to Group 14A177 & Body Group 20770				
- A -				
60/63	A (59, 62, 64, 65A, 76A)	Rear quarter window wiring-floor center	1	C0AF 14A099-A
62/63	A(71)	"Before 2/1/63" Tail gate window wiring-inner	1	C2AZ 14A099-A
63/	A(71)	"From 2/1/63" Tail gate window wiring-inner	1	C3OZ 14A099-A
62/63	A(71)	"Before 2/1/63" Tail gate window wiring-outer	1	C2AZ 14A099-B
63/	A(71)	"From 2/1/63" Tail gate window wiring-outer	1	C3OZ 14A099-B
62/63	A (63C, 65B, 75C, 76B)	Rear quarter window wiring-console floor-	1	C2AZ 14A099-D
63	A (71G, H)	center-6.25" x 1.50"-Nylon strap		
62/64	A (57C, 63C, 65B, 75C, 76B)	Rear quarter window wiring-6.62" x .56"-	1	C2AZ 14A099-C
63	A (71G, H)	Plastic binding-console flange		
64	A-with electric windows	Located in R. H. & L. H. front doors	2	C4AZ 14A099-A
64	A(62, 63, 76)	Rear quarter window wiring to floor pan	1	C4MY 14A099-A
- B -				
63/	B(71)	Tailgate window wiring-inner	1	C3OZ 14A099-A
63/	B(71)	Tailgate window wiring-outer	1	C3OZ 14A099-B
- S -				
61/63	S	L. H. -side of tunnel at rear seat-for rear lamp wiring	1	★ C1SF 14A099-A
61/62	S	"From 7/17/61 to 12/4/61" R. H. -inner	1or2	★C1SZ 14A099-A
62/63	S	"From 3/5/62" Rear quarter window wiring-R.H. & L.H. floor side-inner	1or2	C2SZ 14A099-B
62/63	S	"From 3/5/62" Rear quarter window wiring-R.H. & L.H. floor side-outer	1or2	★C2SZ 14A099-C
63	S	Attaches to brake pedal support	1	C3SZ 14A099-B
63	S	Rear quarter window-46.69" long-upper floor center	1	C3SZ 14A099-C
63	S	R. H. -lower instrument panel to protect 14401 wiring	1	C3VY 14A099-E
64	S	33.00" long-located at front fender & apron support	1	C4SZ 14A099-J
64	S	14.50" long-located at front floor pan under console	1	C4SZ 14A099-E
64	S	26.75" long-located at front floor pan under console	1	C4SZ 14A099-F
64	S	Located at front floor pan under console-protects rear lamp and elec. window regulator wiring)	1	C4SZ 14A099-G
64/	S	Located at No. 3 floor cross member	2	C4SZ 14A099-A
64/	S	5.24" long-located at No. 3 upper crossmember	1	C4SZ 14A099-C

YEAR	MODEL	DESCRIPTION	QTY.	PART NUMBER
14A099 SHIELD - WINDOW REGULATOR WIRING - continued - UNLESS LISTED IMPROVISE - Also refer to				
Group 14A177 & Body Group 20770				
- S -				
64/	S	7.00" long	1	C4SZ 14A099-K
64/	S	1.76" long-located at R. H. fender support to retain basic 14290 wiring	1	C4SZ 14A099-T
- X -				
60.	X(59, 71, 78)	Tailgate window wiring-tailgate lower bottom	1	C1DZ 14A099-A
60/63	X(59, 71, 78)	Tailgate window wiring-R.H. belt rail pillar quarter to wheelhouse	1	C1KZ 14A099-B
64/	X(59, 71, 78)	Rear lamp wiring thru L. H. wheelhouse	1	
82/	X(59, 71, 78)	Tail gate window wiring-tail gate center	1	C2DZ 14A099-A
80/63	A(59, 62, 64, 65, 76)	Screw (shield to front floor pan)-No. 10-12 x 1/2"	2	42127-S8(U248C)
60/62	A(71)	Screw (shield to tail gate inside panel)	2	
60/64	B(71), X(59, 71)		2or4	
61/62	A(71)	Screw (shield to lower back panel)	1	
61/63	X(71)	Screw (R.H. shield to belt rail quarter wheel house)	1	
63/64	X(71)	Screw (shield to pillar)	1	
61/	S	Screw (shield to No. 3 upper floor cross member)	AR	
63	S	Screw (shield to instrument panel)	6	
63/	S	Screw (shield to brake pedal support)	2	
63	S	Screw (shield to R. H. & L. H. front body upper inner pillar)	4	
64/	A	Screw (shield to inside front door panel)	4	
64	S-with electric windows	Screw (shield to cross member)	3or6	
64	S		2	
64	S(76)	Screw(shield to lugg.compartment inside panel)	3	
64/	S	Screw(shield to front fender apron & rad. support)	5	
64/	S	Screw(shield and washer 44719-S8 to floor side reinforcement to rear R.H. & L.H. side member)	2	
64/	S	Screw(shield to front body upper inner pillar)	2	
64/	S	Screw(shield to front fender extension)	2	
64	S	Screw(shield to console panel front support)	1	
64/	S	Screw(shield to console panel lower edge retainer)	1	
62/64	A(71)	Screw (shield to inside tailgate panel)-No. 8-15 x 1/2"	2	52726-S13(U381)
64	A(62, 63, 76)	Screw (shield to floor pan)-No. 10-16 x 1/2"	2	42120-S8(U248)
63	S	Nut (shield to instrument panel at glove compartment)-No. 10-24	3	34053-S8(M156)
63	S	Nut (shield to R. H. & L. H. front body upper inner pillar)-No. 10-12-spring	4	45145-S(M130)
		Lockwasher-No. 10	AR	34903-S8(X96)
64/	S	Flatwasher-1/4"	2	44719-S8(X17)
64/	S	Clip & stud assembly-No. 10-24	2	372719-S100(BB643)
64	S	Nut(shield to 372719-S100 clip & stud assembly on instrument)-No. 10-24	2	34053-S8(M157)
64/	S	Clip (shield to front floor pan)	7	*377681-S2
64	S	Flatwasher-1/4"	4	44713-S8(X13)
64/	A	Screw (attach shield to rear door)-No. 8-18 x 3/4"	2	376389-S101 (UU82D)
14A122 BEZEL-REAR WINDOW REGULATOR CONTROL SWITCH - Also refer to Groups 10852, 14A124 & 15A870				
61/64	A(71)		1	C1AF 14A122-A
60/62	X(59, 71, 78)	Chrome	1	C0DF 14A122-B
63/	B(71)		1	
63	X(59, 71, 78)		1	C3DZ 14A122-A
14A123 SPACER-REAR WINDOW REGULATOR CONTROL SWITCH				
63/	B(71)		1	C3OZ 14A123-A
14A124 NUT-REAR WINDOW REGULATOR CONTROL SWITCH				
61/64	A(71)		1	C1AZ 14A124-A
63/	B(71)	Top control	1	
64	A(76)		1	
60/63	X(59, 71, 78)	Chrome	1	C0DF 14A124-A
63	X(76)		1	

FORD CAR PARTS

SECTION 140

745

YEAR	MODEL	DESCRIPTION	QTY.	PART NUMBER
14A125 BRACKET - REAR WINDOW REGULATOR CONTROL SWITCH MOUNTING				
61/64	A(71)		1	C1AF 14A125-A
63/64	A(76)	Top control	1	
14A163 RETAINER - WIRING HARNESS - Unless listed, improvise locally				
64	A	Used with instrument panel wiring	1	C4AZ 14A163-A
62/	B	Nylon	3	C2OZ 14A163-A
63	S-with electric windows	Used with wiring in front doors	2	C3SZ 14A163-B
64/	S	Used with door warning lamp wiring	2	
64/	S(76)	Used with rear lamp wiring	2or3	
64/	A	Used with rear door electric window regulator	AR	
64/	A	Used with dash panel to headlamp junction wiring	1or2	
64/	A	Used with luggage compartment lamp wiring	AR	
64/	B(54A-Taxi)	Used with roof light wiring	2	
64/	B-with 4 speed trans.	Used with backup lamp wiring	2	
64/	B(71)	Used with tailgate window regulator	AR	
64/	X(except 66, S/D, S/W)	Used with backup lamp wiring	1	
14A173 CLIP - FUSE PANEL WIRING				
61/	S	Used with electric window wiring lead in 14401 assembly at No.3 upper floor cross member	1or2	CISF 14A173-A
62/	X-with 4 speed trans. or F/M	Used with back up lamp wiring	2or3	
63/	X(8 cyl.)		2	
61/	S	Screw (attaches clip to No.3 upper floor cross member)	1	42127-S8(U248C)
62	X	Screw (attaches clip to dash panel)	3	
14A177 SHIELD - WINDOW REGULATOR WIRING - Also refer to Group 14A099				
60/63	X(71)	L. H. - Af belt rail pillar quarter to wheel house	1	C1KZ 14A177-A
60/63	X(71)	Screw (shield to L. H. rail pillar quarter) - No.10-12 x 5/8"	1	42014-S8(U240)
		Lockwasher-No. 10	1	34903-S8(X96)
14A183 ESCUTCHEON - WINDOW REGULATOR SINGLE SWITCH MOUNTING				
61/63	S	Bright finish	2	C1SB 14A183-A
14197 CLIP				
61/63	S(63A)	Luggage compartment lamp wire to door	1	B9FM 14197-A
14A200 WIRING ASSY. - WINDOW REGULATOR SAFETY RELAY TO WINDOW REGULATOR SWITCH - Also refer to Groups 14678 & 15A669				
63	B(71)	Used with tail gate window	1	C3OZ 14A200-B
64	B(71)	Used with tailgate window	1	C4OZ 14A200-B
63	X(59, 71, 78)	Used with electric windows	1	C3DZ 14A200-B
64/	X(71, 78)	Used with tailgate window	1	C4DZ 14A200-A
14A209 WIRE ASSY. - REAR DOOR OPEN WARNING LAMP - Improvise from B6A 14296-C wire				
14A220 WIRE ASSY. - CIRCUIT BREAKER TO BACK WINDOW SWITCH - Also refer to Group 15A669				
61/62	A(71)	"From 5/1/61" 57.00" long-cut from B3A 14296-A wire	1	*C1AB 14A220-A
14A222 GASKET - TOP CONTROL CIRCUIT BREAKER MOUNTING				
62/	S(76)		1	C2SB 14A222-A
14A230 GASKET - WINDOW REGULATOR SWITCH HOUSING - Improvise from rubber material				
14A237 WIRE ASSY. - STARTER RELAY TO CIRCUIT BREAKER - Improvise from B3A 14296-A wire				
63	S(76A)	Strap(wire to R, H, frt. fender apron)-black nylon	1	376914-S(YY2)
63	S(76A)	Strap(wire & headlamp junction wire to radiator & support R, H, upper outer reinforcement)	1	

YEAR	MODEL	DESCRIPTION	QTY.	PART NUMBER
14A240 INSULATOR - NON-METALLIC WIRING CONDUIT				
		3/8" I.D. x 15 ft. roll	AR	C1AZ 14A240-A
		3/16" I.D. x 15 ft. roll	AR	C1AZ 14A240-B
14A240 KIT - ALTERNATOR INSTALLATION				
63/64	A, B, S	Use with 30, 40, 42, 55 amp. alternator	1	C3TZ 14A240-A
14A244 SHIELD - WINDOW REGULATOR CONTROL SWITCH				
62/64	A(except 57C, 63C, 65B, 76B)	Single-includes attaching parts	1	C2AZ 14A244-A
62/64	A(except 57C, 63C, 65B, 76B)	Multiple-includes attaching parts	1	C2AZ 14A244-B
		Screw (shield to door)-No. 10-12 x 1/2"	2or4	42127-S8(U248C)
14A274 PLATE - BALLAST RESISTOR MOUNTING - TRANSISTORIZED IGNITION				
63/64	A	"Before 10/1/63"	1	C3TZ 14A274-A
64	A	"From 10/1/63"	1	C4TZ 14A274-B
64	S		1	C4SZ 14A274-C
14A275 PLATE ASSY. - BALLAST RESISTOR MOUNTING - TRANSISTORIZED IGNITION				
63/64	A	"Before 10/1/63"	1	★C3TB 14A275-A
64	A	"From 10/1/63"	1	★C3TB 14A275-E
		Screw (plate to L. H. front fender apron)- No. 14-10 x 5/8"	4	31498-S7 (U253B)
14276 WIRE HARNESS - LUGGAGE COMPARTMENT				
63	S(76A)		1	C3SZ 14276-A
64/	S(76)		1	C4SZ 14276-A
60	S(76A)	Screw(wiring to inner lwr. panel)-No. 10-12 x 5/8"	1	42014-S8(U240)
64	S(76)		1	
61/	S(76A)	Screw (attaches clip 352204-S100 to door inside panel)	1	
60/	S(76)	Lockwasher-No. 10	AR	34903-S8(X96)
60	S(76A)	Clip (wiring to lower back panel)	1	352400-S(XX178)
60	S(76A)	Grommet	1	★353248-AS
60	S(76A)	Nut (wiring to inner deck panel)-No. 10-32	2	34079-S7(M163)
61/63	S(76A)	Nut (wiring to circuit breaker)	2	
60	S(76A)	Lockwasher-No. 10	2	34803-S7(X60)
61/63	S(76A)	Screw (attaches 358350-S clip to lower back panel)-No. 14-14 x 1/2"	1	31497-S8(U254)
61/63	S(76A)	Lockwasher-1/4"	1	34905-S7(X97)
61/63	S(76A)	Clip-also (1) used with existing bolt that attaches upper back finish panel lift to door inside panel	3	358350-S(GG172)
61/	S(76)	Clip	AR	352204-S100 (GG148)
61/63	S(76A)	Grommet (wiring thru inner deck lid)	2	374396-S(KK11A)
63/	S(76)	Strap (wiring and top latch motor leads to luggage compartment door inside panel)-Nylon	2	376914-S(YY2)
63	S(76A)	Clip (wiring, top latch motor leads, and back panel limit switch wires to luggage compartment door inside panel)	1	353547-S2(GG173)
64/	S(76)	Screw(wiring and clip 376189-S to lower back panel center reinforcement)-No. 10-12 x 1/2"	1	42127-S8(U248C)
64/	S(76)	Clip	1	★376189-S
14A276 COVER - BALLAST RESISTOR MOUNTING PLATE - TRANSISTORIZED IGNITION				
63/	A		1	C4TZ 14A276-A
64/	S		1	
14277 COVER - BATTERY INSULATOR				
60	S	Rubber	1	★FEK 14277-A
14A281 PLATE ASSY. - FUSE JUNCTION PANEL BOX COVER				
63	S		1	C3SZ 14A281-A
64	S		1	C4SZ 14A281-A

FORD CAR PARTS

SECTION 140

747

YEAR	MODEL	DESCRIPTION	QTY.	PART NUMBER
14289 WIRE ASSY. - DASH TO ENGINE GAUGE FEED				
- A -				
60	A (6 cyl.) -with S/T or O/D		1	*COAF 14289-A
60	A(8 cyl. 352)	Not used with High Performance Engine	1	COAF 14289-H
61	A (8 cyl. 292)-with F/M or C/M		1	C1AF 14289-H
61	A (8 cyl. 352, 390)-with F/M or C/M		1	C1AF 14289-J
62	A (8 cyl. 292)-w/F/M or C/M		1	C2AZ 14289-M
62	A (8 cyl. 352, 390)-with F/M or C/M		1	C2AZ 14289-N
62/63	A (6 cyl.)		1	C2AZ 14289-U
62/63	A (8 cyl. 352, 390)-with S/T or O/D	Not used with High Performance Engine	1	C2AZ 14289-V
62	A(8 cyl. 292)-with S/T or O/D		1	
63	A (8 cyl. 352, 390)-with F/M or C/M		1	
62/63	A(8 cyl. 390,406,427)-exc. transistorized ignition	Used with high performance engine	1	
63	A (8 cyl. 260, 289)		1	C3AZ 14289-A
63	A (8 cyl.)-with transistorized ignition		1	C3AZ 14289-E
64	A (6 cyl.)		1	C4AZ 14289-K
64	A (8 cyl. 289)		1	C4AZ 14289-L
64	A (8 cyl. 352, 390, 427)	Not used with transistorized ignition	1	C4AZ 14289-M
64	A (8 cyl. 427)	Used with transistorized ignition	1	C4AZ 14289-N
64	A (8 cyl. 427)-except transistorized ignition-	Used with 40 amp. Ford alternator system	1	C4AZ 14289-R
- B -				
63	B (6 cyl.)		1	C3OZ 14289-A
63	B (8 cyl.)		1	C3OZ 14289-B
64/	B(6 cyl.)	#C4OB 14289-A	1	C4OZ 14289-A
64/	B(8 cyl.)	#C4OB 14289-B or #C5OB 14289-A	1	C4OZ 14289-C
- S -				
60	S(except A/C)	When using for 352 Engine fabricate (1) wire 16.50" long and splice to red wire for temp. transmitter to indicator lamp	1	C0SF 14289-C
60	S-with A/C and 352 engine		1	C0SF 14289-G
- X -				
60/63	X (6 cyl.)		1	C3DZ 14289-A
63	X (8 cyl.)		1	C3DZ 14289-B
64	X(6 cyl.)		1	C4DZ 14289-A
64	X(8 cyl.)		1	C4DZ 14289-B
60	A	Clip (wiring to R. H. front fender apron)	1	356628-S(GG175)
60/	A, B, S, X	Adjustable strap (wire hold down)-Nylon	AR	376914-S(YY2)
60/62	A	Clip (wiring to dash panel)	AR	372866-S100
60/62	S		AR	(GG89)
60/	X		2	
60/62	A	Screw (wiring to dash panel)-No. 14-14 x 1/2"	1	31497-S8(U254)
61/	A-with 60 amp. alternator	Clip (wiring to R. H. front fender apron)	2	371645-S100 (GG210M)
62/63	A	"Before 11/1/62"	5	375859-S(GG220)
63/	A	"From 11/1/62"	5	*376931-S
63/	A	Clip (wiring to instrument panel)		*376931-S
60/	A (6 cyl.)	Clip (wiring to mounting bolt that attaches valve push rod chamber cover to engine)	2	353547-S2(GG173)
60/62	A (8 cyl.)	Clip (wiring to dash panel)	1	
60	A, X	Clip(wiring to R.H.front suspension mounting hsg.)	1	
60/62	A (8 cyl. 292)	Clip (wiring to cylinder block)	1	
61/	A, S (8 cyl. 352, 390)	Clip(wiring & coil to distributor low tension wire to L. H. cylinder head with bolt that attaches ignition coil strap)	1	
60/	A, S (8 cyl. 332, 352, 390, 430)	Clip (wiring to bolt that attaches valve rocker arm cover to cylinder head)	3	
62/	B, X(8 cyl.)	Clip (wiring to nut that attaches master brake cylinder to dash panel)	3	
60	S	Clip (wiring to nut that attaches master brake cylinder to dash panel)	1	
60	S (8 cyl. 430)	Clip (wiring to bolt that attaches water pump to cylinder block)	1	
60/	X(6 cyl.), B(6 cyl.)	Clip (wiring to ignition coil strap)	1	

* Identification marking

SECTION 140

FORD CAR PARTS

YEAR	MODEL	DESCRIPTION	QTY.	PART NUMBER
14289 WIRE ASSY. - DASH TO ENGINE GAUGE FEED - continued				
60	S-with A/C	Clip (wiring to flange of dash panel)	3	373202-S100 (GG193)
61/63	X	Clip (wiring to dash panel)	1	*373819-S100
60/63	X	Clip (wiring to fender apron and R. H. or L. H. dash brace)	4	372864-S100 (GG91)
64	X(8 cyl.)	Clip (wiring to L. H. front fender apron to dash brace)	1	372047-S100 (GG217)
64	X	Clip (wiring to L. H. front fender apron to dash brace)	2	*379061-S
14290 WIRE ASSY. - DASH PANEL TO HEADLAMP JUNCTION				
- A -				
60	A	108.00" long-used with 30, 40, 50 or 60 amp.gen.	1	C0AF 14290-A
61/62	A	Used with generator	1	C1AF 14290-A
61/62	A	Used with 50 or 60 amp. alternator	1	C1AF 14290-B
62	A	Used with 40 amp. alternator	1	C2AZ 14290-A
63	A	Used with generator	1	C3AZ 14290-A
63	A(6 cyl.)	Used with alternator-tape off Yellow-Black stripe lead when using with 60 amp. alternator	1	C3AZ 14290-E
63	A(8 cyl. except 427)			
63	A(8 cyl. 427)-except transistorized ignition - "Before 5/13/63"		1	
63	A(8 cyl. 427)-except transistorized ignition - "From 5/13/63"		1	C3AZ 14290-H
63	A(8 cyl. 427)-with transistorized ignition		1	C3AZ 14290-S
64	A-with generator		1	C4AZ 14290-A
64	A-with 40 amp. Leece-Neville alternator		1	C4AZ 14290-B
64	A-with 42 amp. Ford alternator	Not used with transistorized ignition	1	C4AZ 14290-E
64	A-with 60 amp. alternator		1	C4AZ 14290-C
64	A-with transistorized ignition		1	C4AZ 14290-D
- B -				
62	B(6 cyl.)-with generator or 60 amp. alternator	Used with single speed electric windshield wipers	1	C2OZ 14290-L
62	B(6 cyl.)-with 40 amp. alternator	Used with 2 speed electric windshield wipers	1	C2OZ 14290-U
62	B(6 cyl.)-with generator or 60 amp. alternator	Used with 2 speed electric windshield wipers	1	C2OZ 14290-N
62	B(8 cyl.)-with generator or 60 amp. alternator	Used with single speed electric windshield wipers	1	C2OZ 14290-M
62	B(8 cyl.)-with 40 amp. alternator	Used with 2 speed electric windshield wipers	1	C2OZ 14290-V
62	B(8 cyl.)-with generator or 60 amp. alternator	Used with 2 speed electric windshield wipers	1	C2OZ 14290-R
63	B-with generator		1	C3OZ 14290-A
63	B-with alternator		1	C3OZ 14290-B
64	B(6 & 8 cyl.)-with generator "Before 4/1/64"		1	C4OZ 14290-A
64	B(6 & 8 cyl.)-with generator "From 4/1/64"		1	C4OZ 14290-H
64	B(6 & 8 cyl.)-with 40 or 60 amp. Leece-Neville alternator "Before 4/1/64"		1	C4OZ 14290-B
64	B(6 & 8 cyl.)-with 40 or 60 amp. Leece-Neville alternator "From 4/1/64"		1	C4OZ 14290-J
64	B(6 & 8 cyl.)-with 42 amp. Ford alternator- "Before 4/1/64"		1	C4OZ 14290-G
64	B(6 & 8 cyl.)-with 42 amp. Ford alternator- "From 4/1/64"		1	C4OZ 14290-K
- S -				
60	S	129.00" long -when using on units with A/C in 430 engines (1) C0SF 14305-A required	1	C0SF 14290-A
61	S		1	C1SF 14290-C
62	S		1	C2SZ 14290-A
63	S	"Before 3/7/63"	1	C3SZ 14290-B
63	S	"From 3/7/63"	1	C3SZ 14290-C
64	S(except A/C or transistorized ignition)		1	C4SZ 14290-A
64	S(with A/C)-except transistorized ignition		1	C4SZ 14290-B
64	S-with A/C & transistorized ignition		1	C4SZ 14290-D
64	S(except A/C)-with transistorized ignition		1	C4SZ 14290-C

FORD CAR PARTS

SECTION 140

749

YEAR	MODEL	DESCRIPTION	QTY.	PART NUMBER
14290 WIRE ASSY. - DASH PANEL TO HEADLAMP JUNCTION - continued				
- X -				
60/62	X-with A/C	Eliminate or tape off Green with Black stripe lead	1	C1KB 14290-A
60/63	X(6 cyl.)-except A/C		1	C0DF 14290-C
63	X(8 cyl.)-except A/C		1	C3DZ 14290-A
64	X-with generator		1	C4DZ 14290-A
61/63	A-with alternator	Screw (wire to alternator regulator)-No. 10-32 x 3/8"	1	*41036-S2
		Lockwasher-No. 10	1	34803-S7(X60)
61/63	A-with alternator	Clip (wire to L. H. front fender apron)	3	372049-S100 (GG208)
64	A-with 40 or 60 amp. Leece-Neville alternator	Screw (wiring to regulator)-No. 10-32 x 3/8"	4	50804-S8(U157)
64	A-with generator	Screw (wiring to R. H. & L. H. front fender apron)-No. 10-16 x 1/2"	2	42120-S8(U248)
64	A-with generator	Lockwasher-No. 10	2	34939-S8(X86)
64	A-with transistorized ignition	Nut (wiring to junction block)-No. 10-32	2	34079-S7(M163)
		Lockwasher-No. 10	2	34803-S7(X60)
64	A-with transistorized ignition	Clip (wiring to ballast resistor mounting plate)	1	*371264-S100
64	A-with transistorized ignition	Nut (wiring to junction block)-1/4"-28	1	33796-S7(M61)
		Lockwasher-1/4"	1	34940-S7(X88)
60/	A, S	Adjustable strap (wire hold down)-Black Nylon	AR	376914-S(YY2)
61/62	A, S	Clip (wiring to radiator supply tank)	1	*372328-S100
62	B	Clip (wiring to dash panel)	2	375859-S(GG220)
62/64	B	Clip (wiring to dash panel)	2	*376931-S
64/	B	Screw (wiring to front fender apron & radiator support)-No. 10-12 x 1/2"	2	42127-S8(U248)
60	S	Clip (wiring to R. H. & L. H. front inner side member or L. H. front fender apron)	2 or 8	352999-S32(GG17)
60	S	Clip (wiring to No. 1 front cross member)	3	356628-S(GG175)
60	S	Clip (wiring to L. H. front fender apron)	1	
60	S	Clip (wiring to starting motor relay to L. H. fender)	2	358313-S32(GG44)
61/62	S	Clip (wiring to power brake booster)	1	353547-S2(GG173)
62/63	B (6 cyl.)	Clip (wiring to ignition coil bracket)	1	
62/63	B(8 cyl.)	Clip (wiring to L. H. cylinder head)	3	
62/	B	Clip(wiring to accel.bar bracket on dash panel)	1	
61/63	S	Screw (wiring to front fender apron & radiator support)-No. 10-12 x 1/2"	3	42127-S8(U248C)
61/62	S	Clip (wiring to vertical flange on firewall)	1	372046-S100 (GG186)
61/63	S	Clip (wiring to front fender apron & rad. support)	3	*376932-S
63	S	Screw (wiring to dash panel)-No. 14-14 x 1/2"	1	31497-S8(U254)
63	S	Screw (wiring to L. H. fender apron & radiator support upper outer reinforcement)	1	
63	S	Screw (wiring to L. H. front fender apron)	1	
63	S	Screw (wiring to L. H. cowl side upper member)	3	
64	S-with transistorized ignition	Nut (wiring to junction block)-No. 10-32	1	34079-S7(M163)
64	S-with transistorized ignition	Lockwasher-No. 10	1	34803-S7(X60)
64	S-with transistorized ignition	Lockwasher-No. 10	1	34939-S8(X86)
64	S-with transistorized ignition	Nut (wiring to junction block)-1/4"-28	1	34081-S7(M164)
64	S	Nut (wiring to alternator)	1	
64	S	Lockwasher-1/4"	1	34940-S7(X88)
64	S	Nut-No. 10-32	1	373235-S7(MM169)

YEAR	MODEL	DESCRIPTION	QTY.	PART NUMBER
14290 WIRE ASSY. - DASH PANEL TO HEADLAMP JUNCTION - continued				
64/	S	"From 2/17/64" Screw (wiring, windshield wiper hose and clip 376219-S to L. H. front fender apron)- No. 10-12 x 1/2"	1	42127-S8(U248)
64/	S(76)	Screw (377792-S or 376219-S) to R.H. front fender apron)	3	
64/	S(63)	Screw (wiring and clip 376189-S or 376219-S to R. H. & L. H. front fender apron)	5or6	
64/	S(76)	Screw (wiring and clip 376219-S or 378904-S to R. H. front fender extension)	2or3	
64/	S	Screw (wiring and clip 376189-S to L. H. front fender extension)	1or2	
64/	S	Screw (wiring and clip 376189-S or 376219-S to dash panel)	2	
64/	S-with or without A/C electric windows or speed control device	Screw (wiring and clip 376189-S or 376219-S to dash panel)	3or5	
64/	S-with electric windows	Screw (wiring, front window regulator wiring and clip 376219-S or 377722-S to dash panel)	1	
64/	S-with A/C	Screw (wiring, blower switch feed wiring and clip 376219-S or 377722-S to dash panel)	1	
64/	S-with speed control device	Screw (wiring, speed control wiring and clip 376219-S to dash panel)	1	
64/	S	Screw (wiring and clip 376189-S, 376219-S or 377722-S to R.H. or L.H. rear of front fender apron)	1or2	
64/	S	Screw (wiring and rear lamp wiring or air conditioner blower feed wire and clip 376189-S or 377722-S to R. H. or L. H. front fender apron cowl side upper member)	2or4	
64/	S	Clip-nylon	AR	376219-S(GG151)
64	S	Clip	AR	357947-S(GG153)
64	S(63)	Clip	AR	*376189-S
64	S	Clip	1	*378904-S
64	S-with transistorized ignition	Clip (wiring to ballast resistor mounting plate)	1	*371264-S100
14294 WIRE TERMINAL - KIT				
64/	A, B, S, X		AR	C4AZ 14294-A
14294 TERMINAL - ELECTRIC WIRING - SOLDERLESS CRIMP - ON TYPE				
		Eyelet-No. 10 stud-for No. 16, 18, 20 & 22 gauge wire	AR	B9A 14294-A
		Eyelet-No. 6 stud-for No. 14 & 16 gauge wire	AR	B9A 14294-B
		Eyelet-No. 10 stud-for No. 14 & 16 gauge wire	AR	B9A 14294-C
		Eyelet-1/4" stud-for No. 14 & 16 gauge wire	AR	B9A 14294-D
		Open end-No. 10 stud-for No. 14 & 16 gauge wire	AR	B9A 14294-E
		Eyelet-No. 10 stud-for 8 gauge wire	AR	C5AZ 14294-A
		Eyelet-No. 10 stud-for No. 10 & 12 gauge wire	AR	B9A 14294-F
		Eyelet-1/4" stud-for No. 10 & 12 gauge wire	AR	B9A 14294-G
		Eyelet-3/8" stud-for No. 10 & 12 gauge wire	AR	B9A 14294-H
		Faston tab-for No. 14, 16 gauge wire	AR	C5AZ 14294-C
		Snap on-male-for No. 14, 16 & 18 gauge wire	AR	B9A 14294-J
		Bullet type-(uninsulated bullet)-for No. 14, 16 & 18 gauge wire	AR	B9A 14294-K
		Snap on-female-for No. 14, 16 & 18 gauge wire	AR	B9A 14294-L
		Bullet type (insulated bullet)-for No. 14 & 16 gauge wire	AR	B9A 14294-M
		Bullet type (insulated)-for No. 14, 16 gauge wire	AR	C5AZ 14294-B
		Eyelet-1/2" stud-for No. 14, 16 & 18 gauge wire	1	C5ZZ 14294-A
		Eyelet-3/8" stud-for No. 14, 16 & 18 gauge wire	1	C6OZ 14294-A
14296 WIRE - Also refer to Groups 12284 & 12286				
		Primary-No. 8 gauge-50 ft. spool	AR	B3A 14296-A
		Primary-No. 12 gauge-100 ft. spool	AR	B6A 14296-A
		Primary-No. 14 gauge-100 ft. spool	AR	B6A 14296-B
		Primary-No. 16 gauge-100 ft. spool	AR	B6A 14296-C
		High tension-No. 16 gauge-100 ft. spool	AR	8A 14296-A

FORD CAR PARTS

SECTION 140

751

YEAR	MODEL	DESCRIPTION	QTY.	PART NUMBER
14300-1 CABLE ASSY. - BATTERY				
60/63	A	To starter relay-18.00" long	1	C2RZ 14300-G
63	A(8 cyl. 406 special)	To ground	1	
61/63	S	To starter relay	1	
60/63	X (except A/C), B	To starter relay	1	
60/	X(6 cyl. except A/C), B (6 cyl.), F(6 cyl.)	To ground	1	
60/62	A	To ground-24.00" long	1	C2RZ 14300-F
63	A(6 cyl.)		1	
64	A(6 & 8 cyl. 352, 390, 427)	To ground	1	
61/62	S		1	
64/	S		1	C2RZ 14300-D
64/	S	To starter relay-14.50" long	1	C4SZ 14300-A
63	S	To ground-30.00" long	1	C3SZ 14301-A
60	S	To ground-28.00" long	1	C2RZ 14300-E
63/64	A(8 cyl. 260, 289)		1	
62/	B(8 cyl.)		1	
63/	X(8 cyl.)		1	
63	A(8 cyl. 352, 390, 427)		1	
60/63	S	To starter relay-12.00" long	1	C2RZ 14300-H
64	B, X	To starter relay	1	
64	A	To starter relay	1	
64/	X(6 cyl.)-with A/C	To ground-24.00" long	1	C2RZ 14300-F
60/63	X(6 cyl.)-with A/C	To ground	1	
60/63	X(6 cyl.)-with A/C	To starter relay-65.00" long	1	C2RZ 14300-K
60/	A, B, S, X	Bolt (cable to battery terminal)-5/16"-18 x 1 1/4"	2or4	23017-S16(B296)
		Nut-5/16"-18	2or4	33797-S16(M51)
		Nut (cable to starter relay terminal)-5/16"-24	1	33798-S8(M62)
		Lockwasher-5/16"	1 or 2	34806-S7(X64)
61/	A (8 cyl. 352, 390, 406)	Bolt (ground cable to generator bracket)-	1	20368-S8(B79)
62/	S	3/8"-16 x 7/8"	1	
63/	A(6 cyl.)	Bolt (cable to cylinder block)	1	
61/	A (8 cyl. 352, 390, 406)	Nut-3/8"-16	1	33799-S7(M52)
62	S		1	
61/	A (6 & 8 cyl.)	Lockwasher-3/8"	1	34807-S8(X66)
62	S		1	
62/	A(8 cyl. 352, 390, 406)	Lockwasher-3/8"	1	*34942-S7
60/62	A (6 cyl.)	Bolt (cable to cylinder block)-3/8"-16 x 1/2"	1	20312-S7(B75)
60/	A (6 cyl.)	Lockwasher-3/8"	1	*34920-S7
62/	B(6 cyl.)-with A/C	Bolt (relay cable to compressor mounting bracket)-5/16"-18 x 1"	1	20386-S8(B53)
62/	B(6 cyl.)-with A/C	Nut-5/16"-24	1	33797-S7(M50)
		Flat washer-5/16"	1	44722-S8(X19)
62/	B(8 cyl.)	Bolt (ground cable to cylinder block)-7/16"-	1	304668-S8(B100A)
63/	A(8 cyl. 406, 427 Special)	14 x 7/8"	1	
63/	A(8 cyl. 260, 289)		1	
62/	B(8 cyl.)	Lockwasher-7/16"	1	*34943-S8
63	A(8 cyl. 260, 289)		1	
63/	S	Lockwasher-1/2"	1	*34944-S
63/	S	Screw (cable to R.H. front side inner member)-	1	359605-S8(BB590)
		5/16"-24 x 5/8"		
60/	X, B(6 cyl.)	Bolt (ground cable to engine)-5/16"-24 x 3/8"	1	20303-S8
60/	X, B(6 cyl.)	Lockwasher-5/16"	1	*34941-S7
63	S		1	
60/	X	Adjustable strap (ground cable to R. H. front	1	376914-S(YY2)
63/	B(8 cyl.)	suspension housing)-Nylon	1	

YEAR	MODEL	DESCRIPTION	QTY.	PART NUMBER
14A301 BRACKET - RELAY MOUNTING				
64	S	Used with seat belt warning lamp or speed control device	1or2	C4SZ 14A301-A
14A302 WIRING HARNESS & CIRCUIT BREAKER ASSY. - BODY MAIN - Refer to Group 14A005				
14303 STRAP ASSY. - ENGINE TO DASH GROUND				
60/64	A(8 cyl.)	10" long-use C2RZ 14431-A	1	★FDA 14303-A
60/63	X		1	
64/	X(6 cyl.)		1	
60/64	A(6 cyl.)	12.0" long-cut from B3A 14296-A wire	1	★FEV 14303-A
61/62	S		1	
62/	B(6 cyl.)		1	
63/	B(8 cyl.)	7.50" long-use C2RZ 14431-A	1	★FDD 14303-A
64/	X(8 cyl.)		1	
60	S (352 Engine)	13.50" -cut from B3A 14296-A wire	1	★FEV 14303-B
60	S (430 Engine)	15.50" long -cut from B3A 14296-A wire	1	★FEV 14303-C
63	B(8 cyl.)	Screw & washer (cable to rear of R. H. cyl.head) 5/16"-18 x 1/2"	1	42718-S7(U9)
60/	A	Screw (ground strap to dash)-No. 14-14 x 1/2"	1	31497-S8(U254)
60/63	X		1	
60/62	S	Cable & support of relay to R. H. front fender apron	1	
60/	A, S, X	Lockwasher-1/4"	1	34940-S7(X88)
60/62	A (8 cyl.)	Bolt (ground strap to cyl.head)-3/8"-16 x 5/8"	1	20328-S7(B76)
64	A, B, X(8 cyl. 289)		1	
60	S	Cable & support to R. H. cylinder head	1	
60/62	A, S,	Lockwasher 3/8"	1	34807-S8(X66)
60/	A(8 cyl.), X	Bolt (strap to intake manifold)-5/16"-18 x 1/2"	1	20310-S8(B48)
60/	A(8 cyl.), X	Lockwasher-5/16"	1	34806-S7(X64)
14A303 WIRE ASSY. - STOP LAMP RELAY FEED				
64	S		1	C4SZ 14A303-A
14305 WIRING ASSY. - GENERATOR OR ALTERNATOR TO VOLTAGE REGULATOR				
- A -				
60	A (6 cyl.)	Used with 30, 50 or 60 amp. generator	1	★C0AF 14305-C
60	A (8 cyl.)	Used with 30, 50 or 60 amp. generator	1	B8AF 14305-A
61/	A (6 cyl.)	Used with 60 amp. alternator	1	C2AZ 14305-AD
61/63	A (6 cyl.)	Used with 30 amp. Ford or 40 amp. Autolite gen.)	1	C1AF 14305-A
62/63	A (6 cyl.)	Used with 40 amp. alternator	1	C2AZ 14305-C
61/62	A (8 cyl.)	Used with 30 amp. generator	1	C3AZ 14305-E
63/64	A (8 cyl. 352, 390, 406, 427)-except trans. ign.	Used with 30 amp. Ford or 40 amp. Autolite gen.	1	
61/62	A (8 cyl. 292, 352, 390)	Used with 60 amp. alternator	1	C2AZ 14305-AC
63	A (8 cyl. 352, 390, 406, 427)-except trans. ign.		1	
62	A (8 cyl.)	Used with 40 amp. alternator (wiring contains eyelet type connectors)	1	C2AZ 14305-B
63	A(8 cyl. 352, 390, 406, 427)-except trans. ign.		1	
63	A(8 cyl.)-with transistorized ignition	Used with alternator(wiring contains 3 multiple connectors)	1	C3AZ 14305-G
63	A (8 cyl. 427)		1	
63/64	A (8 cyl. 260, 289)	Used with 30 amp. Ford or 40 amp. Autolite gen.	1	C3AZ 14305-A
63/64	A (8 cyl. 260, 289)	Used with 40 amp. alternator	1	C3AZ 14305-B
63/64	A (8 cyl. 260, 289)	Used with 60 amp. alternator	1	C3AZ 14305-C
64	A(6 cyl.)	Used with 30 amp. Ford generator	1	C4AZ 14305-A
64	A(6 cyl.)	Used with 40 amp. Leece-Neville alternator	1	C4AZ 14305-B
64	A(6 cyl.)	Used with 42 amp. Ford alternator	1	C4AZ 14305-N
64	A(8 cyl. 352, 390, 427)	Used with 40 amp. Leece-Neville alternator	1	C4AZ 14305-C
64	A(8 cyl. 352, 390, 427)-except trans. ign.	Used with 60 amp. alternator	1	C4AZ 14305-D
64	A(8 cyl. 289, 352, 390, 427)	Used with 40 or 42 amp. Ford alternator	1	★C4AZ 14305-R
64	A(8 cyl. 427)-with transistorized ignition		1	

FORD CAR PARTS

SECTION 140

753

YEAR	MODEL	DESCRIPTION	QTY.	PART NUMBER
14305 WIRING ASSY. - GENERATOR OR ALTERNATOR TO VOLTAGE REGULATOR - continued				
- B -				
62/63	B	Used with generator	1	C2OZ 14305-A
62/63	B (8 cyl.)	Used with 60 amp. alternator	1	C2OZ 14305-U
62	B(6 cyl.)	"Before 12/1/61"	1	
62/63	B (6 cyl.)	"From 12/1/61"	1	C2OZ 14305-AB
62/63	B (8 cyl.)	Used with 40 amp. alternator	1	C2OZ 14305-V
61	B(6 cyl.)	"Before 12/1/61"	1	
62/63	B (6 cyl.)	"From 12/1/61"	1	C2OZ 14305-AA
64	B(6 cyl.)	Used with generator	1	C4OZ 14305-A
64	B(8 cyl.)	Used with generator	1	C4OZ 14305-B
64	B(6 cyl.)	Used with 40 amp. alternator	1	C4OZ 14305-E
64	B(8 cyl.)	Used with 40 amp. alternator	1	C4OZ 14305-D
64	B (6 cyl.)	Used with 42 amp. alternator	1	C4OZ 14305-G
64	B (8 cyl.)	Used with 42 amp. alternator	1	C4OZ 14305-H
64	B(6 cyl.)	Used with 60 amp. alternator	1	C4OZ 14305-C
64	B(8 cyl.)	Used with 60 amp. alternator	1	C4OZ 14305-F
- S -				
60	S (8 cyl. 430)-with A/C	Used with 35 amp. generator	1	C0SF 14305-A
63	S	"Before 3/7/63"	1	*C3SZ 14305-A
63	S	"From 3/7/63"	1	C3SZ 14305-B
64	S-without A/C		1	C4SZ 14305-C
64	S-with A/C		1	C4SZ 14305-D
- X -				
63	X (6 cyl.)		1	C3DZ 14305-A
63	X (8 cyl.)		1	C3DZ 14305-B
64	X(6 cyl.)	Used with generator	1	C4DZ 14305-A
64	X(8 cyl.)	Used with generator	1	C4DZ 14305-B
- A -				
60	A (8 cyl.)	Clip (alternator wiring to grille panel opening)	1	358350-S(GG172)
60	A (8 cyl.)	Clip(alternator wiring to R.H.frame side member)	1	
61	A	Clip (alternator wiring to bolt that attaches hood locking plate to front fender apron and radiator support)	1 or 2	
61	A (8 cyl.)	Clip (alternator wiring to bolt that attaches battery support to R. H. front fender apron)	1	
62/63	A (8 cyl.)	Clip (alternator wiring with screw that attaches starting motor cable to L.H.frame side member)	1	
64	A(8 cyl. 352, 390, 427)-with alternator	Clip (wiring to L. H. frame side member reinf.)	1	
60	A	Screw (alternator wiring to front fender apron and radiator support) -1/4" -20 x 1/2"	2	20308-S7(B40)
60	A	Wiring to grille panel opening	1	
60	A (6 cyl.)	Wiring to R. H. or L. H. fender apron		
61/62	A	Wiring to alternator rectifier	3	
60/61	A	Clip(alternator wiring to radiator support fender apron or front frame cross member)	AR	372049-S100
62	A (8 cyl.)		2	(GG208)
- A -				
60	A	Clip (alt. wiring to R. H. or L. H. fender apron)	1	356628-S(GG175)
60	A (6 cyl.)	Clip (alternator wiring to grille panel opening)	1	
60	A	Clip (alt. wiring to frt. fender apron and rad. support)	1 or 2	
60	A(8 cyl.)	Clip(alternator wiring to R.H.frame side member)	1	
60	A (6 cyl.)-with P/S	Clip(generator wiring to front crossmember)	1	
60	S (8 cyl. 430)	Clip (wiring to bolt which attaches water pump to cyl. block or compressor to mounting bracket)	1 or 3	
62/64	B-with 40 amp. alternator	Clip (alternator wiring to alternator)	1	
62/	A(6 & 8 cyl. 223, 260, 289, 292)	Clip (alternator wiring to engine)	1	
64	A(8 cyl. 352, 390, 427)-with alternator	Clip (wiring to engine)	1	
64	A(6 cyl.)-with alternator		1	
60/	A	Nut -1/4" -20	AR	33795-S7(M49)
60/	A	Lockwasher -1/4"	AR	34805-S8(X62)

* Tape and insulate unused leads

YEAR	MODEL	DESCRIPTION	QTY.	PART NUMBER
14305 WIRING ASSY. - GENERATOR OR ALTERNATOR TO VOLTAGE REGULATOR - continued				
60	A (8 cyl.)	Screw (alternator wiring to R. H. frame side member)-No. 10-32 x 1/2"	1	40919-S8(U259)
61/62	A(6 cyl.)	Bolt (alternator wiring to engine)-3/8"-16 x 3/4"	1	20348-S8(B77)
61/64	A	Screw (generator wiring & starter relay cable to R.H. front fender apron)-No.14-14 x 1/2"	1	31497-S8(U254)
		Lockwasher - No. 10	1	34903-S8(X96)
60	A	Clip (gen. wiring to front frame cross member)	1	372046-S100
61	A	Clip (generator wiring to R. H. fender apron)	1	(GG186)
61	A (8 cyl.)	Clip (alternator wiring to radiator support)	2	
61	A(6 cyl.)	Bolt (alternator wiring to alternator)-3/8-16x1"	1	20388-S8(B80)
61	A (6 cyl.)	Lockwasher-3/8"- spring	1	34807-S8(X66)
61	A (6 cyl.)	Nut-3/8"-16	1	33799-S7(M52)
61/63	A	Screw (alt. wiring to alternator)-No.10-32 x 3/8"	3	*41036-S8
61/	A-with P/S	Clip (generator wiring to frt. frame cross member)	1	372046-S100 (GG186)
61/62	A(8 cyl.)	Clip(alt.wiring to bolt that attaches alt.brkt.to eng.)	1	372172-S100
61/62	A(6 cyl.)	Clip (alternator wiring to alternator)	1	(GG228)
62/	A (6 cyl.)	Screw(alternator wiring to engine)-3/8"-16 x 3/4"	1	43265-S8(U16)
60/	A	Strap(generator or alternator wiring to front frame cross member or L.H.front fender apron)	AR	376914-S(Y2)
63/	S	Strap (generator wiring to R. H. front fender)	AR	
64/	X	Strap (generator wiring to R. H. front fender)	AR	
62/64	A	Clip(generator wiring & starter relay cable to R. H. front fender apron)	1	375536-S100 (GG218)
64	A(8 cyl.)-with transistorized ignition	Screw (wiring to frame)-5/16"-18 x 5/8"	1	40936-S8(U265)
64	A(8 cyl. except 289)-with alternator	Screw (wiring to L. H. frame side member reinf.)	1	
63	S	Screw (wiring,headlamp wiring & regulator to mounting bracket)-No. 14-14 x 1/2"	1	31497-S8(U254)
63	S	Lockwasher-1/4"	2	34940-S8(X88)
63	S	Nut (wiring to alternator)-No. 10-32	1	34079-S8(M163)
63/	S	Screw (wiring & clip 376189-S or 376219-S to L. H. fender apron front fender apron & radiator support or to R.H. & L.H. front susp. lower arm strut mtg. brkt. reinforcement)-No.10-12 x 1/2"	AR	42127-S8(U248C)
63	S	Screw (wire & clip 376219-S to upper alternator splash shield)		
63/	S	Clip	AR	376219-S(GG151)
63	S	Nut (wiring to alternator)-1/4"-28	1	34081-S7(M164)
63	S	Lockwasher-No. 10	1	34939-S8(X86)
14A307 INSERT - WINDOW REGULATOR MULTIPLE SWITCH HOUSING				
64/	S.	Aluminum-applique ("lettering-LF-RF-LR-RR")	1	C4SZ 14A307-A
14308 WIRING ASSY. - HORN SWITCH				
60	S	26.00" long - cut from B6A 14296-C wire	1	*FDT 14308-A
14A309 SHELL - WIRE CONNECTOR				
64/	A, B, S, X	Black nylon-male	AR	C6AZ 14A309-A
64/	A, B, S, X	Black nylon-female	AR	C6AZ 14A309-B
14A313 WIRING ASSY. - SEAT BELT WARNING INDICATOR LAMP - Unless listed, improvise from				
64	S		1	B6A 14296-C wire C4SZ 14A313-D
14322 WIRE ASSY. - OIL PRESSURE GAUGE - Improvise from B6A 14296-C wire				
60/62	A(8 cyl.)	Clip (wiring to L. H. cylinder head)	1	353547-S2(GG173)
14334 WIRE ASSY. - INTERIOR LAMP FEED - Improvise from B6A 14296-C wire - Also refer to Group 13A709				
60	A	Clip (wiring to mounting support and bracket)	AR	356687-S32(GG28)
60/	S (63A)		AR	
63	X(54, 62)	Clip (wiring to roof side inner rear lower rail)	1	372046-S100
64/	X(63)		1	(GG186)

YEAR	MODEL	DESCRIPTION	QTY.	PART NUMBER
14381	WIRE ASSY. - OVERDRIVE HARNESS TO IGNITION COIL - DISTRIBUTOR SIDE	Not supplied, cut from B6A 14296-C wire		
14382	WIRING ASSY. - TRANSMISSION OVERDRIVE SOLENOID TO RELAY	Also refer to Group 7A200		
60	S	Clip (solenoid to switch to dash)	1	★359671-532
14401	WIRING ASSY. - INSTRUMENT PANEL TO DASH PANEL			

WIRING LOOM MARKING or TAG NUMBER TO SERVICE WIRING PART NUMBER GUIDE FOR 1960 and SUBSEQUENT MODELS

The purpose of this guide is to facilitate the identification of the Service Wiring Part Number. The chart that follows lists in numerical sequence the Wiring Loom Markings or Tag Numbers for 1960 and subsequent model vehicles. For many vehicles the Service Wiring Part Number will be the same as the Loom Marking or Tag Part Number. This type of replacement will cause little or no installation problems. However, when the Service Wiring differs from the Loom Marking or Tag Number it will be necessary to match lead wires and to tape up those lead wires which are not required. This is necessary when the Service Wiring has a more general application than the original wiring installed by the factory. Following this guide chart, Service Wiring Part Numbers are listed by model year and vehicle usage which will permit the identification of replacement wiring when the loom identification marking or tag number is not known.

LOOM MARKING OR TAG NUMBER	SERVICE WIRING PART NUMBER	LOOM MARKING OR TAG NUMBER	SERVICE WIRING PART NUMBER
C0AF 14A032-D	C0AF 14401-D	C4AB 14A032-AC	C4AZ 14401-G
C0DF 14A032-A	C0DF 14401-C	C4AB 14A032-AD	C4AZ 14401-H
C0DF 14A032-C	C0DF 14401-C	C4AZ 14A032-AE	C4AZ 14401-AE
C1AF 14A032-A	C1AF 14401-A	C4AB 14A032-AF	C4AZ 14401-AF
C1DF 14A032-A	C1GF 14401-A	C4AB 14A032-AG	C4AZ 14401-AG
C1GF 14A032-A	C1GF 14401-A	C4AB 14A032-AH	C4AZ 14401-AG
C2AB 14A032-K	C2AZ 14401-E	C4AB 14A032-AJ	C4AZ 14401-A
C2AB 14A032-M	C2AZ 14401-L	C4AB 14A032-AK	C4AZ 14401-B
C2OB 14A032-C	C2OZ 14401-B	C4AB 14A032-AL	C4AZ 14401-C
C2OB 14A032-D	C2OZ 14401-D	C4AB 14A032-AM	C4AZ 14401-C
C2SB 14A032-A	C2SZ 14401-A	C4AB 14A032-AN	C4AZ 14401-E
C2SB 14A032-E	★C2SZ 14401-E	C4AB 14A032-AR	C4AZ 14401-F
C3AB 14A032-N	C3AZ 14401-AU	C4AB 14A032-AS	C4AZ 14401-G
C3AB 14A032-R	C3AZ 14401-AU	C4AB 14A032-AU	C4AZ 14401-AE
C3AB 14A032-S	C3AZ 14401-AU	C4AB 14A032-AV	C4AZ 14401-AF
C3AB 14A032-T	C3AZ 14401-AU	C4AB 14A032-AY	C4AZ 14401-AG
C3AB 14A032-U	C3AZ 14401-U	C4AB 14A032-AZ	C4AZ 14401-AG
C3AB 14A032-V	C3AZ 14401-V	C4AB 14A032-BA	C4AZ 14401-A
C3AB 14A032-Y	C3AZ 14401-AU	C4AB 14A032-BB	C4AZ 14401-B
C3AB 14A032-Z	C3AZ 14401-AU	C4AB 14A032-BC	C4AZ 14401-C
C3DB 14A032-F	C3DZ 14401-E	C4AB 14A032-BD	C4AZ 14401-C
C3DB 14A032-G	C3DZ 14401-J	C4AB 14A032-BE	C4AZ 14401-E
C3DB 14A032-J	C3DZ 14401-J	C4AB 14A032-BF	C4AZ 14401-F
ED-C3DB 14A032-H	C3DZ 14401-M	C4AB 14A032-BG	C4AZ 14401-G
ED-C3DB 14A032-K	C3DZ 14401-M	C4AB 14A032-BH	C4AZ 14401-AE
C3OB 14A032-E	C3OZ 14401-B	C4AB 14A032-BJ	C4AZ 14401-AF
C3OB 14A032-F	C3OZ 14401-A	C4AB 14A032-BK	C4AZ 14401-AG
C3OB 14A032-G	C3OZ 14401-C	C4AB 14A032-BL	C4AZ 14401-AG
C3OB 14A032-H	C3OZ 14401-E	C4DB 14A032-C	C4DZ 14401-A
C3OB 14A032-J	C3OZ 14401-C	C4DB 14A032-D	C4DZ 14401-B
C3SB 14A032-B	C3SZ 14401-A	C4OB 14A032-A	C4OZ 14401-A
C4AB 14A032-U	C4AZ 14401-A	C4OB 14A032-B	C4OZ 14401-B
C4AB 14A032-V	C4AZ 14401-B	C4OB 14A032-C	C4OZ 14401-A
C4AB 14A032-Y	C4AZ 14401-C	C4OB 14A032-D	C4OZ 14401-B
C4AB 14A032-Z	C4AZ 14401-C	C4OB 14A032-E	C4OZ 14401-E
C4AB 14A032-AA	C4AZ 14401-E	C4OB 14A032-F	C4OZ 14401-F
C4AB 14A032-AB	C4AZ 14401-F	C4OB 14A032-L	C4OZ 14401-L

14401 WIRING ASSY - INSTRUMENT PANEL TO DASH PANEL - continued							
LOOM MARKING OR TAG NUMBER		SERVICE WIRING PART NUMBER		LOOM MARKING OR TAG NUMBER		SERVICE WIRING PART NUMBER	
C4OB	14A032-M	C4OZ	14401-M	C4SB	14401-S	C4SZ	14401-BC
C4OB	14A032-N	C4OZ	14401-N	C4SB	14401-T	C4SZ	14401-BD
C4OB	14A032-R	C4OZ	14401-R	C4SB	14401-AE	C4SZ	14401-BA
C3AB	14401-AU	C3AZ	14401-AU	C4SB	14401-AF	C4SZ	14401-BB
C4SB	14401-E	C4SZ	14401-BA	C4SB	14401-AG	C4SZ	14401-BC
C4SB	14401-F	C4SZ	14401-BB	C4SB	14401-AH	C4SZ	14401-BD
C4SB	14401-G	C4SZ	14401-BC	C4SB	14401-AU	C4SZ	14401-AU
C4SB	14401-H	C4SZ	14401-BD	C4SB	14401-AV	C4SZ	14401-AV
C4SB	14401-J	C4SZ	14401-BA	C4SB	14401-AY	C4SZ	14401-AY
C4SB	14401-K	C4SZ	14401-BB	C4SB	14401-AZ	C4SZ	14401-AZ
C4SB	14401-L	C4SZ	14401-BC	C4SB	14401-BA	C4SZ	14401-BA
C4SB	14401-M	C4SZ	14401-BD	C4SB	14401-BB	C4SZ	14401-BB
C4SB	14401-N	C4SZ	14401-BA	C4SB	14401-BC	C4SZ	14401-BC
C4SB	14401-R	C4SZ	14401-BB	C4SB	14401-BD	C4SZ	14401-BD

YEAR	MODEL	DESCRIPTION	QTY.	PART NUMBER
	- A -			
60	A	Used with 30, 35, 40, 50 or 60 amp. gen.	1	C0AF 14401-D
61	A-with generator		1	C1AF 14401-A
62	A (except 65B, 76B)-with generator "Before 6/15/62"	Used with single or 2 speed electric wipers	1	C2AZ 14401-E
62	A (except 65B, 76B)-with generator "From 6/15/62"	Used with single speed electric wipers only	1	
62	A (except 65B, 76B)-with generator "From 6/15/62"	Used with 2 speed electric wipers only	1	C2AZ 14401-L
63	A (except transistorized ignition)	Universal type-includes instruction sheet-can be used to replace C3AB 14A032-N, R, S, T, Y or Z wiring	1	C3AZ 14401-AU
63	A(except 63, 65B, 71G, 71H, 75C, 76B)-transistorized ignition		1	C3AZ 14401-U
63	A(63, 65B, 71G, 71H, 75C, 76B)-transistorized ignition		1	C3AZ 14401-V
64	A(except 54E, 62E)-with generator or 40 & 60 amp. Leece Neville alternator	Not used with moveable steering column or with C/M trans. for models 57C, 63C, 76B	1	C4AZ 14401-A
64	A(54E, 62E)-with generator	Used with courtesy lamp group	1	
64	A(54E, 62E)-with generator or 60 amp. Leece Neville alternator	Not used with moveable steering column or courtesy lamp group	1	C4AZ 14401-E
64	A(except 54E, 62E)-with generator or 40 & 60 amp. Leece Neville alternator	Used with moveable steering column-	1	C4AZ 14401-C
64	A(54E, 62E)-with generator	Used with courtesy lamp group	1	
64	A(54E, 62E)-with generator or 60 amp. Leece Neville alternator	Used with moveable steering column without courtesy lamp group	1	C4AZ 14401-F
64	A(except 54E, 57C, 62E, 63C, 76B)-with transistorized ignition		1	C4AZ 14401-G
64	A(except 57C, 63C, 76B with C/M, transistorized ignition, moveable steering column)	Used with 42 amp. Ford alternator	1	C4AZ 14401-AE
64	A(except transistorized ignition)-with moveable steering column)	Used with 42 amp. Ford alternator	1	C4AZ 14401-AG
64	A(57C, 63C, 76B)-with generator or 60 amp. Leece Neville alternator & C/M	Not used w/moveable steering column	1	C4AZ 14401-B
64	A(57C, 63C, 76B)-with transistorized ignition		1	C4AZ 14401-H
64	A(57C, 63C, 76B with C/M)-except transistorized ignition, moveable steering column	Used with 42 amp. Ford alternator	1	C4AZ 14401-AF
	- B -			
62	B-with single speed wipers		1	C2OZ 14401-B
62	B-with 2 speed wipers		1	C2OZ 14401-D
63	B-single speed wipers "Before 1/16/63"		1	C3OZ 14401-A
63	B-single speed wipers "From 1/16/63"		1	C3OZ 14401-E
63	B-2 speed wipers "Before 2/1/63"		1	C3OZ 14401-B
63	B-2 speed wipers "From 2/1/63"		1	C3OZ 14401-C
64	B-with single speed wipers "Before 4/1/64"	Used with 42 amp. alternator	1	C4OZ 14401-E
64	B-with single speed wipers "From 4/1/64"	Used with 42 amp. alternator	1	C4OZ 14401-N
64	B-with 2 speed wipers "Before 4/1/64"	Used with 42 amp. alternator	1	C4OZ 14401-F
64	B-with 2 speed wipers "From 4/1/64"	Used with 42 amp. alternator	1	C4OZ 14401-R

YEAR	MODEL	DESCRIPTION	QTY.	PART NUMBER
14401 WIRING ASSY. - INSTRUMENT PANEL TO DASH PANEL - continued -				
See Identification Chart at beginning of Group				
64	B-with single speed wipers	"Before 4/1/64"	Used with generator or 60 amp. L/N alternator	1 C4OZ 14401-A
64	B-with single speed wipers	"From 4/1/64"	Used with generator or 60 amp. L/N alternator	1 C4OZ 14401-L
64	B-with 2 speed wipers	"Before 4/1/64"	Used with generator or 60 amp. L/N alternator	1 C4OZ 14401-B
64	B-with 2 speed wipers	"From 4/1/64"	Used with generator or 60 amp. L/N alternator	1 C4OZ 14401-M
- S -				
60	S		Used with 30 or 35 amp. gen.	1 C0SF 14401-A
61/62	S- NOTE 1	"Before 6/1/62"		1 C2SZ 14401-A
62	S	"From 6/1/62"		1 ★C2SZ 14401-E
63	S			1 C3SZ 14401-A
64	S(exc. A/C, trans. ign.)	"Before 4/1/64"		1 C4SZ 14401-BA
64	S(exc. A/C, trans. ign.)	"From 4/1/64"		1 C4SZ 14401-AU
64	S(exc. trans. ign.)-w/A/C	"Before 4/1/64"		1 C4SZ 14401-BB
64	S(exc. trans. ign.)-w/A/C	"From 4/1/64"		1 C4SZ 14401-AV
64	S(exc. A/C)-w/trans. ign.	"Before 4/1/64"		1 C4SZ 14401-BC
64	S(exc. A/C)-w/trans. ign.	"From 4/1/64"		1 C4SZ 14401-AY
64	S-w/A/C & trans. ign.	"Before 4/1/64"		1 C4SZ 14401-BD
64	S-w/A/C & trans. ign.	"From 4/1/64"		1 C4SZ 14401-AZ
- X -				
60	X		Used with 25 amp. gen.	1 C0DF 14401-C
61/62	X			1 C1GF 14401-A
63	X-single speed wipers			1 C3DZ 14401-J
63	X-2 speed wipers	"Before 3/1/63"		1 C3DZ 14401-E
63	X-2 speed wipers	"From 3/1/63"		1 C3DZ 14401-M
64	X-with single speed wipers			1 C4DZ 14401-A
64	X-with 2 speed wipers			1 C4DZ 14401-B
60/	A		Screw (wiring to instru. cluster)-No. 8-32 x 3/8"	1 ★40904-S8
60/63	A		Screw(wiring to instrument panel)-No.10-12 x 1/2"	1 42127-S8(U248C)
60/63	A		Screw (wiring to cowl top inner panel)	1
61/	S		Screw (wiring to instrument panel)	1
63/	A		Screw(wiring & clip 377691-S to instrument panel)	1
60	A		Screw & washer (wiring to instrument cluster)-No. 8-32 x 1/4"	1 ★42720-S7
60/62	A(with alternator system)		Clip (wiring to instrument cluster or panel)	1or2 357955-S (GG166)
60/62	A-with A/C		Clip (wiring and A/C blower switch feed wiring to nut that attaches instrument cluster to instrument cluster or panel)	1or2
60	A		Clip (wiring to dash panel)	5 372866-S100(GG89)
61/63	A		Clip (wiring to instr. cluster or cowl side panel)	1
60/	A, S		Lockwasher - No. 10	AR 34903-S8 (X96)
61/62	A, S		Clip (wiring to instrument panel)	1 357955-S(GG166)
62	B		Clip (wiring to existing stud on collar of vent air duct mounting)	1
62	A		Screw(wiring to instrument panel)-1/4"-20 x 1/2"	1 50992-S7(U154)
62	A		Nut-1/4"-20	1 34055-S8(M158)
62	A-with fresh air heater		Clip (wiring to instrument panel)	1 375854-S100 (GG219)
63	A		Flat washer (wiring & junction block to L. H. instrument panel extension)-No.10	1 44713-S8(X13)
63/	A		Screw (wiring and clip 377846-S to brake pedal support)-No. 10-16 x 3/8"	1 42120-S8(U248)
63/	A		Clip(wiring Instr. panel)	1 ★377691-S7
63	A		Clip (wiring & junction block to instrument panel)	2 ★377692-S
63	S		Clip (wiring & junction block to instrument panel)	1
63/	A		Clip(wiring & junction block to instrument panel)	1 ★376801-S
64	X			1
64	A		Nut (wiring and clip 377846-S to 378411-S100 clip & stud assembly in instrument panel)-No. 10-24 wing clip	2 ★33901-S8
64	A		Clip & stud assembly-No. 10-24 x 1/2"	2 ★378411-S100

NOTE 1 - When using on models manufactured before March 27, 1961 refer to Technical Service Bulletin No. 483 item D-13 dated August 7, 1961

YEAR	MODEL	DESCRIPTION	QTY.	PART NUMBER
14401 WIRING ASSY. - INSTRUMENT PANEL TO DASH PANEL - continued -				
See Identification Chart at beginning of Group				
64	A	Screw (windshield wiper and heater ground lead to instrument panel)-No. 10-32 x 5/8"	1	50525-S8(U159)
64	A	Nut-No. 10-32	1	34079-S7(M163)
64	A	Lockwasher-No. 10	1	34939-S8(X86)
64/	A	Screw (wiring and clip 370805-S100 to side cowl panel)-No. 10-16 x 3/8"	1	42120-S8(U248)
64/	A	Nut (wiring and clip 377692-S to instrument cluster)-No. 10-24	2	34053-S8(M156)
64/	A	Clip	AR	*377846-S
64/	A	Clip	2	*377692-S
64/	A	Flat washer-No. 10	3	44713-S8(X13)
62/	B	Screw (wiring & junction block to instrument cluster)-No. 8-18 x 3/8"	1or2	52720-S8(U380)
63/	B-with A/C	Screw (wiring & junction block to lower flange of instrument panel)-No. 10-32 x 3/4"	2	*50535-S8
62	B	Clip	2	*376896-S
63	B	Clip (wiring to speedometer cluster)	1	*374115-S
63/	B-with A/C	Clip (wiring to instr. panel lower flange)	2	*377846-S
63/	B-except A/C	Clip	2	*376118-S
63/	B	Lockwasher-No. 10	1	34903-S8(X96)
63/	B	Clip (wiring & junction block to cowl top inner panel)	1	*370805-S100
62/	A	Clip (wiring to cowl side panel)	1	
63/	B	Nut (wiring and clip 370805-S to cowl top inner panel) No. 10-24	1	34053-S8(M156)
64	X	Nut (wiring and clip 370805-S100 to cowl)	1	
64	B, X	Clip (wiring to instrument panel brace)	2	*377986-S
60/62	S	Clip (wiring to circuit breaker mounting stud)	AR	356628-S(GG175)
60/64	A (except alternator system)	Clip (wiring to instrument cluster or panel)	1or2	
60/62	X	Clip (wiring to air outlet vent duct)	1	
64	A-with moveable steering column	Clip (wiring to brake pedal support)	1	
60/	S	Clip (wiring to instrument cluster)	2	*372888-S100
61/62	S	Clip (wiring to instrument panel)	3	372046-S100
63	A	Clip (wiring & junction block to R.H. cowl side panel)	1	(GG186)
60/62	X	Clip (wiring to instrument panel)	1	
61/62	S	Clip (wiring to instrument panel)	1	
63	A	Clip (wiring & junction block to brake pedal support)	1	
61/62	S	Clip (wiring to instrument panel)	1	374515-S100 (GG221)
61/62	S (with A/C & movable steering column)	Clip (wiring to flange front center console panel)- rubber coated	1	372047-S100 (GG217)
61/62	S	Clip (wiring to brake pedal support)	1	358350-S(GG 172)
61/	S	Lockwasher-1/4"	1	34940-S7(X88)
61/	S	Screw (wiring to brake pedal suppt.)-1/4"-20 x 5/8"	1	*39894-S
63	S	Clip (wiring & junction block to brake pedal suppt.)	1	358350-S(GG172)
63	S	Clip (wiring & junction block to heater)	1	*377929-S
63	S	Clip (wiring & junction block & rear lamp wiring to R. H. cowl side panel)	1	*377986-S
63	S	Clip (wiring & junction block to L.H. cowl side panel) using existing bolt on parking brake assembly	1	*376450-S
63/	S	Strap (wiring harness retaining)	2	376914-S(YY2)
64/	S	Bolt & clip (wiring to instrument panel)- No. 10-24	3	372719-S100 (BB643)
64	S	Nut-No. 10-24	2or4	34053-S8(M156)
64/	S	Clip (wiring to instrument cluster)	4	*378610-S
64/	S	Clip (wiring to instrument panel)	3	*377719-S
64	S	Clip (wiring to instrument panel by using existing attaching parts)	2	*377943-S
60/	X	Clip (wiring to instrument cluster)	2	353547-S2(GG173)
61/62	S	Clip (wiring and bolt that attaches parking brake to L. H. cowl side panel)	1	
62	A	Clip (windshield wiper lead of wiring to cowl top inner panel)	1	

YEAR	MODEL	DESCRIPTION	QTY.	PART NUMBER
14401 WIRING ASSY. - INSTRUMENT PANEL TO DASH PANEL - continued -				
See Identification Chart at beginning of Group				
60/	X	Clip (wiring to instrument cluster)	2	372861-S100(GG68)
60/62	X	Screw (wiring to instr. cluster)-No. 8-32 x 3/8"	2	50507-S8(U151)
63	X	Clip (wiring to vent air outlet duct)	1	*377904-S8
64	X	"Before 3/2/64" Clip	1	*370805-S100
64	X	"From 3/2/64" Clip	1	*370409-S100
64	X	Screw (wiring and clip 370805-S100 to cowl top inner panel)	1	42127-S8(U248C)
14405 WIRING ASSY. - REAR LAMP				
- A -				
63	A(54, 62, 65A, 75A, 76A)-except 4 speed trans.	Used with or without back up lamps	1	*C3AZ 14405-B
63	A(54, 62, 65A, 75A, 76A)-with 4 speed trans.		1	C3AZ 14405-L
63	A(63C, 65B, 75C, 76B)		1	C3AZ 14405-E
63	A(71)-except 4 speed trans.	Used with or without back up lamps	1	*C3AZ 14405-D
63	A(71)-floor mounted 4 speed transmission	Not used on units with bucket seats	1	C3AZ 14405-M
63	A(71G, H)-console mounted 4 speed trans.	Used on units with bucket seats	1	C3AZ 14405-Z
64	A(except 57C, 63C, 71, 76B)-except 4 speed trans.	Used with or without backup lamps	1	*C4AZ 14405-B
64	A(57C, 63C, 76B)-with C/M	Used with moveable steering column	1	
64	A(57C, 63C, 76B)	Not used with moveable steering column with C/M transmission	1	C4AZ 14405-C
64	A(except 57C, 63C, 71, 76B)-with 4 speed trans.		1	C4AZ 14405-D
64	A(57C, 63C, 76B)-with 4 speed trans.		1	C4AZ 14405-M
64	A(71)-except 4 speed trans.	Used with or without backup lamps	1	*C4AZ 14405-A
64	A(71)-with 4 speed trans.		1	C4AZ 14405-E
- B -				
63	B(54, 62, 65)	Used with or without back up lamps	1	*C3OZ 14405-D
63	B(71)	Used with or without back up lamps	1	*C3OZ 14405-B
64	B(except 71)	Used with or without backup lamps	1	*C4OZ 14405-G
64	B(71)	Used with or without backup lamps	1	*C4OZ 14405-H
- S -				
60	S(76A)		1	*B9SF 14405-C
61/62	S(63A)		1	C2SZ 14405-E
63	S(63A)		1	C3SZ 14405-B
63	S(76A)		1	C3SZ 14405-A
64	S(63)-except safety package		1	C4SZ 14405-A
64	S(63)-with safety package		1	C4SZ 14405-C
64	S(76)-except safety package		1	C4SZ 14405-B
64	S(76)-with safety package		1	C4SZ 14405-D
- X -				
63	X(54, 62, 76)	Used with or without backup lamps	1	*C3DZ 14405-F
63	X(59, 66, 71, 78)	Used with or without backup lamps	1	*C3DZ 14405-D
64	X(except 66, 71, 78)	Used with or without backup lamps or courtesy lamps	1	*C4DZ 14405-C
64	X(66, 71, 78)	Used with or without backup lamps	1	*C4DZ 14405-B
60	S(76A)	Clip (wiring to L. H. roof hinge bolt)	1	356628-S(GG175)
60	S(76A)	Clip (wiring with nut that attaches L. H. rear lamp to lower back panel or to windshield wiper motor mounting bracket)	2	
60	S(76A)	Clip (wiring to bolt that attaches L. H. luggage compart. hinge to luggage compart. door hinge on body reinforcement)	1	
60	A(except 71)	Clip (wiring with nut that attaches rear lamp to lower back panel)	3	
60/61	A	Clip (wiring & window reg. wiring to fr. floor pan)	AR	357839-S32(GG177)
60/63	A	Clip (wiring to cowl top inner panel)	1	357955-S(GG166)
60/63	A	Screw (wiring to cowl top inner panel)- No. 10-12 x 1/2"	1	42127-S8(U248C)
61/63	S	Screw (wiring to dash panel)	5	
61/63	S	Screw (wiring to center floor pan)	1	
63	B(71)	Screw (wiring to brake pedal support brace)	1	
63	B(71)-with electric tailgate window	Screw (wiring to L. H. quarter belt rail)	3	

* Tape and insulate unused leads

YEAR	MODEL	DESCRIPTION	QTY.	PART NUMBER
14405 WIRING ASSY. - REAR LAMPS - continued				
60/61	S	Clip (wiring to floor pan to dash panel)	AR	*354180-S32
60/62	A	Clip (wiring & window reg. rear qtr. R. H. & L. H. wiring to front floor pan)	AR	
60/62	S	Clip (wiring to floor upper cross member No. 3)	3	
60/62	S	Clip (wiring to center floor pan)	1	
61	A	Clip (wiring & rear window switch feed wiring to dash panel or front floor pan)	2or4	
60/62	A	Clip (wiring to front floor pan or dash panel)	AR	359776-S100(GG45)
60/62	A(except 71), S	Clip (wiring to rear floor pan)	AR	
60	S	Clip(wiring to L. H. side front center floor pan)	1	
60	S	Clip(wiring to floor cross member No. 3)	3	
60/63	X (except 58, 64)	Clip (wiring to rear cross sill)	4	
60/63	A(76)	Clip (wiring to upper back panel to L. H. wheelhouse strainer)	1	372046-S100 (GG186)
60/63	A(except 71)	Clip(wiring to L. H. quarter rear wheel housing)	1 or 3	
61/63	A(71)	Clip (wiring to rear floor rear sill panel)	5	
61	A	Clip(wiring to flange of fuel tank)	1	
61	X (58, 64)	Clip (wiring to R. H. & L. H. rear lower back inside panel)	3	
61	S	Clip (wiring to fuel tank)	1	
62/63	A (except 71, 76)	Clip (wiring to package tray to floor strainer)	1	
62/63	A(76)	Clip (wiring to flange of L. H. reinforcement floor pan No. 6 body bolt)	1	
63	B(71)	Clip (wiring and rear lamp wire and socket rear corner inner front pillar or R. H. quarter belt rail reinforcement)	1	
63	B(except 71)	Clip (wiring to fuel filler housing extension)	1	
61/62	A-with electric windows	Clip (wiring and window regulator feed wire to front floor pan or dash panel)	AR	375534-S40(GG222)
62	A-with 4 speed trans.	Clip (wiring and R. H. & L. H. rear door or R. H. or L. H. rear quarter panel wiring to front floor pan)	AR	
61/62	A (except 71)-with electric windows	Clip (wiring to center floor pan)	1or2	
62	A (71)	Clip (wiring to rear floor pan)	2	
62	A (Fordor)-except 71)	Clip (wiring & top control to circuit breaker wiring to rear floor pan)	2	
62	A (76)	Clip (wiring & R. H., L. H. rear quarter window regulator wiring to front floor pan)	2	*370806-S100
62	A(65B, 76B)	Grommet-used to route wiring thru rear floor pan	1	*372244-S
62/63	A(71)	Clip (wiring and back window regulator feed wiring to center floor pan)	1 or 2	*376896-S
63	A(71)-with electric windows	Clip	AR	*377792-S
63	A(except 76)-with electric windows	Screw (wiring and window regulator rear switch feed wiring to dash panel or cowl top inner panel)-No. 10-16 x 3/8"	1 or 4	42120-S8(U248)
63	A(76)	Screw (wiring & top control relay to circuit breaker wiring to dash panel or cowl top inner panel)	1 or 4	
63	S	Screw (wiring & back window regulator feed wiring to front floor pan)	2	
63	A(71)-with electric tailgate windows & 4 speed transmission	Screw (wiring & rear door wiring to front floor pan)	4 or 5	
63	A(except 62, 65, 76)-with electric windows and 4 speed transmission	Screw (wiring and top control relay to circuit breaker wiring to center floor pan)	1	
63	A(76)	Screw (wiring and quarter window regulator wiring to front floor pan)	AR	
63	A(62, 65, 76)	Screw (wiring and rear window regulator switch feed wiring to front floor pan)	1 or 2	
63	A(except 71A, C, E, 76)-with electric windows and 4 speed transmission	Screw (wiring and rear window regulator switch feed wiring to front floor pan)	2	
63	A, B(71)	Clip	AR	*377846-S
63	B(71)-with A/C	Clip (wiring to reinf. of instr. panel flange)	2	
62/63	B	Clip (wiring to L. H. rocker panel)	5	377864-S(GG230)
63	X	Clip (wiring to floor side outer member)	4or5	
64	X(66)		4	

FORD CAR PARTS

SECTION 144

761

YEAR	MODEL	DESCRIPTION	QTY.	PART NUMBER
14408 WIRING ASSY. - REAR LAMP - continued				
63	B(71)	Clip (wiring to brake pedal support brace)	1	*374509-S
63	B(71)	Clip (wiring to fuel tank)	4	372866-S100 (GG89)
63	B(71)	Clip (wiring to lower back panel)	7	372047-S100(GG217)
63	B(71)-with electric tailgate window - "Before 4/15/63"	Clip (wiring to L. H. quarter belt rail)	3	
63	B(71)-with electric tailgate window - "From 4/15/63"	Clip (wiring to L. H. quarter belt rail)	3	376896-S(GG268)
63	B(71)-with A/C	Screw (wiring to reinf. of instr. panel flange)- No. 10-32 x 3/4"	2	27113-S7(U176)
63	B(71)	Nut-No. 10-32	2	34079-S7(M163)
63	B(71)	Clip (wiring to reinf. of instr. panel flange)	2 or 4	*376118-S
60	S (76A)	Clip (wiring to center floor pan)	2	352999-S32(GG17)
61/62	S (76A)	Grommet (wiring thru dash panel)	1	353626-S(KK1)
61/62	S (63A)	Clip (wiring to package tray)	2	356687-S32(GG28)
60	S (76A)	Clip (wiring to L. H. rear lamp to lower back panel or to nut which attaches windshield wiper motor mounting bracket)	1 or 2	358350-S(GG172)
61/62	S (except with elect. windows)	Clip (wiring with bolt that attaches brake pedal to cowl top inner panel)	1	
62/	A-with 4 speed trans.	Clip (wiring and rear window regulator switch feed wiring with screw that attaches to cover of front floor pan)	2	
62/63	A(65B, 71G, H, 75C, 76B)	Clip (wiring and rear window regulator switch feed wiring to front floor pan)	1 or 2	
60	S	Clip (wiring with nut that attaches rear lamps to lower or bottom back panel)	1 or 2	353547-S2(GG173)
61/	A (except 71)	Clip (wiring with nut that attaches rear lamp to lower back panel)	2	
61/62	S(76A)	Clip (wiring to rear seat back support reinf.)	11	372046-S100
60	S(76A)	Clip(wiring to L. H. folding top main pivot bracket to wheelhouse support)	1	(GG186)
60	S	Clip(wiring to L. H. rear seat back to wheelhouse brace)	1	
60	S(63A)	Clip(wiring to L. H. rear qtr. inside panel)	1	
60	S(76A)	Clip(wiring to cowl top inner panel)	2	
60	S(76A)	Clip(wiring to lower back panel)	AR	
60	X(71)	Clip(wiring to L. H. rear qtr. panel)	1	
63	X(59, 71, 78)	Clip (wiring & dome lamp wiring to L. H. quarter wheel housing)	1	
63	X(59, 71, 78)	Clip (wiring to rear corner pillar lower R.H.)	1	
63	X	Strap (wiring to floor side outer member reinforcement)	4 or 5	
61/62	S	Clip (wiring to dash panel)	1	372861-S100(GG68)
62/63	S	Clip (wiring to dash panel)	4 or 5	*376287-S
61/63	S-with A/C	Grommet (wiring thru dash panel)	1	*352808-S
61/62	S (76A)	Clip (wiring to dash panel)	3	372866-S100(GG89)
62/63	A (71)	Clip (wiring to L. H. rear corner pillar reinforcement or quarter panel)	1 or 2	
62	A (71)	Clip (wiring to fuel filler inner housing panel)	1	
62/63	X(except 54, 58, 62, 64, 76, 78)	Clip (fuel sender lead of wiring to rear L. H. fuel tank support strap)	1	
62/63	X(except 66)	Clip (fuel sender lead of wiring to flange of rear floor pan)	1	
62/63	X(66)	Clip (wiring to forward section of L. H. inner panel box)	1	
61	A (76B)	Clip (wiring to dash panel front floor or rear floor pan)	AR	
63	B(except 71)	Clip (wiring to fuel tank at flange)	1	
61/63	S	Clip (wiring with screw that attaches rear quarter trim panel support bracket to center floor pan)	1	*376189-S
		Clip (wiring to cowl top inner panel)	2	
63	S	Clip (wiring to center of rear floor pan)	1	

YEAR	MODEL	DESCRIPTION	QTY.	PART NUMBER
14405 WIRING ASSY. - REAR LAMP - continued				
61/63	S(76A)	Strap (wiring to R. H. front fender apron or radiator support)-Nylon	AR	376914-S (YY2)
63	X	Strap (wiring to L. H. cowl side panel)	3 or 4	
63	S-with A/C	Clip (wiring to dash panel)	1	*377692-S
63	S(76A)	Clip (wiring to rear seat back reinforcement)	1	*376801-S
63	S	Clip (wiring to rear floor pan)	1	
63	S	Clip (wiring to L. H. rear floor pan to wheel house extension)	2	
60/	X	Clip (wiring to L. H. body rocker panel)	5	372860-S100(GG42)
60/62	X(66, 71, 78)	Clip (wiring to rear cross sill)	4	372867-S100 (GG202)
60/	X	Clip (wiring to L. H. cowl side inner panel or rear quarter wheel housing)	AR	372047-S100 (GG217)
63	X(76)	Clip (wiring to floor side member to wheel housing upper L. H. gusset)	1	
60/63	X (except 66, 71, 78)	Clip (wiring to R. H. rear lamp)	1	353547-S2(GG173)
62/63	B	Clip (wiring to R. H. & L. H. lower back panel)	2	
63	B(except 71)	Clip (wiring to R. H. or L. H. quarter wheel housing)	3	
63	B(71)	Clip(wiring to qtr. panel inside to L. H. floor pan)	5	
63	X(66)	Clip (wiring to R. H. quarter belt rail reinf.)	1	
63	B(71)	Clip (wiring to rear quarter wheel housing)	4	
62	B	Clip (wiring to rear quarter wheel housing)	2	
60	X(66)	Clip (fuel sender lead of wiring to flange on rear of cab)	3	372864-S100(GG91)
62/	B(except 71)	Clip (wiring to fuel filler housing)	1	
61/62	X	Clip (wiring to L. H. cowl side inner panel)	1	373202-S100 (GG193)
63	X(59, 71, 78)	Clip (wiring to flange on L. H. side of rear floor pan)	5	*372303-S100
63	X	Clip (wiring to vent air outlet duct)	1	*372886-S100
14406 WIRING ASSY. - FUEL GAUGE TANK UNIT -Unless listed improvise from B6A 14296-C wire				
64/	S (except safety package)			C4SZ 14406-E
64/	S-with safety package		1	C4SZ 14406-F
14412 LAMP & WIRING ASSY. - GLOVE COMPARTMENT				
64/	S		1	C4SZ 14412-B
14413 SWITCH and WIRE ASSY. - GLOVE COMPARTMENT LAMP				
63	A(except 54E, 62E)		1	C3AZ 14413-A
64/	B		1	
64/	A		1	
64/	X		1	C4DZ 14413-A
14417 FUSE HOLDER				
60/63	A	Bronze	3	C0AF 14417-E
60/64	X		2	
62/64	B		2 or 3	
61/64	A		AR	C0TF 14417-A
61/62	S		AR	
64	A		AR	C4AZ 14417-A
64	A		2	C4AZ 14417-B
64	S		1	C2TZ 14417-A
14429 FUSE ASSY. - CIGAR LIGHTER				
60/	A, B, S, X		1	FEW 14429-A

YEAR	MODEL	DESCRIPTION	QTY.	PART NUMBER
14431 CABLE ASSY. - RELAY TO STARTER				
60/64	A(8 cyl.), X	15.00" long-use as engine to ground strap	1	C2RZ 14431-A
63/64	B(8 cyl.)		1	
64/	B(6 cyl.)	30.00" long	1	C2RZ 14431-C
62/	B(8 cyl.)	40.00" long	1	C2RZ 14431-E
60	A(except 8 cyl. 352-Special 4/B carb.)		1	
61/	A(6 & 8 cyl.)-except 427 Special		1	
64/	X(8 cyl.)		1	
60/	S	49.00" long	1	C2RZ 14431-D
60/	A (8 cyl. Special)		1	
60/	X(6 cyl.)	24.00" long	1	C2RZ 14431-B
63	X (8 cyl.)		1	C3DZ 14431-A
60/	A, B, S, X	Lockwasher-5/16"	1	34806-S7(X64)
60/	A, B, S, X	Nut (cable to relay)-5/16"-24	1	33798-S8(M62)
61/	A(8 cyl. Special)	Screw (cable support to fender apron or dash panel)-No.14-14 x 1/2"	1 or 2	31497-S8(U254)
61	A	Clip (cable to fender apron)-rubber coated	1	372737-S100 (GG153A)
64	A(8 cyl. 352, 390, 427-special 4/B carb.)	Screw & lockwasher(cable to intake manifold)-5/16"-18 x 1/2"	1	42718-S7(U9)
62/	B(8 cyl.)	Screw (relay to starter cable to front suspension Bracket)-1/4"-20 x 11/16"	1	*55175-S8
62/	B(8 cyl.)	Nut-1/4"-20	1	33920-S8(M25)
62/	B(8 cyl.)	Lockwasher-1/4"	1	34805-S8(X62)
62/	B(8 cyl.)	Flatwasher-1/4"	1	44719-S8(X17)
61/	S	Screw (cable to R, H, front side inner member)-5/16"-18 x 1/2"	1	40923-S8(U264)
61/	S	Clip (relay to starter cable to engine block)	1	*372865-S100
62/	S	Clip (relay to starter cable to R, H, front side inner member or mounting ear on generator)	1 or 2	*373945-S100
60/	X	Adjustable strap (cable to R, H, frt. suspension)-Nylon	1	376914-S(YY2)
64	X	Screw (ground strap and heater motor ground wire to dash)-No. 14-10 x 5/8"	1	31498-S8(U253B)
		Lockwasher-1/4"	1	34940-S7-8(X88)
14444 WIRING ASSY. - INSTRUMENT PANEL -Refer to Group 14401				
14448 BLOCK ASSY. - ELECTRICAL WIRING JUNCTION -Also refer to Groups 11A467 & 14A725				
63/64	A -with transistorized ignition	Used with ballast resistor mounting plate	1	C3TZ 14448-A
64	S-with transistorized ignition		1	
60	S	Used with electric seats	1	CITZ 14448-A
61/62	A (71) "From 5/1/61"	Used with tailgate window	2	
61/62	A(71)	Screw (block to dash panel or L. H. corner pillar lower reinforcement)	2or4	*42021-S8
64/	S-with transistorized ignition	Screw (block, relay and bracket to ballast resistor)-No. 14-10 x 5/8"	6	31498-S8(U253B)
14453 TERMINAL - SPARK PLUG				
60/	A, B, S, X	Slip-on type-used with radio resistor type wiring	AR	B8A 14453-B
14455 SLEEVE - WIRE INSULATING				
60/	A, B, S, X	No. 14-16 gauge	AR	*8A 14455-A
64	S	Multiple connector	1	B6MY 14455-A

* Used with radio resistor type high tension wire containing linen or fibre glass core

YEAR	MODEL	DESCRIPTION		QTY.	PART NUMBER			
14461 TERMINAL WIRE								
64/	A, B, S, X	Bullet type-crimp on for 14, 16, or 18 gauge wire		AR	C4AZ 14461-A			
14464 TERMINAL - ELECTRICAL WIRING								
64	A	Flag eyelet		AR	C4AZ 14464-A			
14466 TERMINAL - HIGH TENSION WIRE								
60/	A, B, S, X			AR	C5TZ 14466-A			
60/	A, B, S, X	"J" shaped-distributor end		AR	* B8AZ 14466-A			
60/	A, B, S, X	"U" shaped-spark plug end		AR	* B8AZ 14466-B			
60/	A, B, S, X	Snap-on - for steel core high tension wire		AR	A9AZ 14466-A			
14468 TERMINAL - WIRE								
64	A	Flag type		AR	C3TZ 14468-B			
61/63	S			AR				
14474 TERMINAL - WIRE								
60/	A, B, S, X	Snap on internal type		AR	B8E 14474-A			
60/62	A, X, B	Snap on internal type - bus bar fuse holder		AR	C0AF 14474-C			
61/	A, S	Snap on internal flag type		AR	C1AF 14474-A			
62/	B			AR				
64	B (71)	Snap on external type		2	B7LY 14474-A			
14487 CONNECTOR and SLEEVE ASSY. - WIRING TERMINAL								
		2 way plug in-for No. 14, 16 & 18 gauge wire		AR	B7A 14487-A			
		2 way crimp-on - for No. 16, 18, 20 & 22 gauge wire		AR	B9A 14487-A			
		2 way crimp-on - for No. 14 & 16 gauge wire		AR	B9A 14487-B			
		4 way plug in-for No. 14, 16 & 18 gauge wire		AR	B6A 14487-A			
		1 way crimp-on-for No. 16 & 18 gauge wire		AR	C3TZ 14487-A			
14488 CONNECTOR - WIRE								
60/	A, B, S, X	"L" shape crimp-on - for 12, 14, 16, 18 gauge wire		AR	B6A 14488-A			
60/	A, B, S, X	Terminal connector		AR	B7A 14488-B			
60/	A, B, S, X	Wire end connector		AR	B7A 14488-C			
61/64	A			AR	B9LF 14488-A			
64/	A, B, S, X	Female-for 18,20 & 22 gauge wire		AR	C4AZ 14488-A			
64/	A, B, S, X	Female-for 14, 16, 18 gauge wire		AR	C4AZ 14488-B			
14489 SLEEVE - WIRING CONNECTOR - Listed by Circuit Number (See Illustration Section 140, Page 58)								
YEAR	MODEL	WIRING CIRCUIT	COLOR	MATERIAL	MATING PART	TERMINAL TYPE	QTY.	PART NUMBER
64/	All	2	Black	Nylon	C5AZ 14489-E	Socket	AR	†C5AZ 14489-F
64/	All	2	Black	Nylon	C5AZ 14489-F	Pin	AR	†C5AZ 14489-E
64/	All	4or6	Black	Nylon	C5AZ 14489-G	Pin	AR	†C5AZ 14489-H
64/	All	4or6	Black	Nylon	C5AZ 14489-H	Socket	AR	†C5AZ 14489-G
64/	All	8	Black	Nylon	C4AZ 14489-F	Socket	AR	†C4AZ 14489-E
64/	All	8	Black	Nylon	C4AZ 14489-E	Pin	AR	†C4AZ 14489-F
64/	All	10	Black	Nylon	C5SZ 14489-B	Socket	AR	†C5SZ 14489-A
64/	All	10	Black	Nylon	C5SZ 14489-A	Pin	AR	†C5SZ 14489-B
14489 SLEEVE - WIRING CONNECTOR - Listed by Circuit Number (See Illustration Section 140, Page 58)								
YEAR	MODEL	DESCRIPTION		QTY.	PART NUMBER			
64/	A, B, S, X	Plastic-used with reverberation type rear seat speaker wiring		AR	C4AZ 14489-A			
63	S	Nylon-used with headlamp junction wiring		AR	C3SZ 14489-A			
64/	S	Nylon-used with warning system wiring		1	C4SZ 14489-A			

* Insert pressure locking type

† Tab locking type

FORD CAR PARTS

SECTION 145

765

YEAR	MODEL	DESCRIPTION	QTY.	PART NUMBER
14512 RELAY ASSY. - WINDOW and SEAT REGULATOR CONTROL - Also refer to Groups 14A707 & 15A668				
60	S	12 volt-4 terminals	2	B6A 14512-B
63/	S(76)	"From 9/15/62" Top control	1	C3VY 14512-D
64	A (54-Taxi)-New York City only	Door open warning	1	
64	S	Stop lamp circuit	1	
60	S	Screw (relay to seat regulator motor relay mounting bracket)	4or8	42014-S8(U240)
63/	S(76)	Screw (relay to R. H. cowl side panel) - No. 14-14 x 3/4"	1	42143-S8(U255)
64	A(54-Taxi)-New York City only	Screw (relay and rear lamp wiring clip to R. H. cowl side panel) Screw (relay to instrument panel)	1 2	
14513 BUS BAR - WINDOW REGULATOR SWITCH				
60	A, S		1or2	B8E 14513-A
61/62	A (except 65B, 76B), S	3.95" long	1	C1MF 14513-A
63	A(except 63C, 65B, 76B)		1	
62/63	A(63C, 65B, 76B)	3.79" long	1	C2AZ 14513-A
63/	S		2or3	C3SZ 14513-A
64	A(except 57C, 63C, 76B)		1	C4AZ 14513-A
64	A(57C, 63C, 76B)		1	C4AZ 14513-B
14522 SOCKET and WIRING - TEMPERATURE and OIL WARNING LAMPS				
64/	S	Fuel level warning	1	C4SZ 14522-A
		Emergency warning	1	
		Open door warning	1	
14523 PLATE - WINDOW REGULATOR SWITCH				
60 / 64	A	"Before 9/23/63" Single type-front-R. H. & rear R. H. & L. H.	1or3	B7A 14523-A
61/63	S(63A, 76A)		AR	
61/62	S (76 A)	Top control	1	
63/64	B(71)	Tailgate	1	
64	A	"From 9/23/63" Single type-front-R. H. & rear R. H. & L. H.	1or3	C4AZ 14523-A
14524 PLATE - WINDOW REGULATOR SWITCH				
61/63	A (except 63B, 65B, 76B)	Multiple type	1	C1AB 14524-A
61 / 63	S		1	
64	A(except 57C, 63C, 76B)		1	

14526 BREAKER ASSY. - ELECTRICAL CIRCUIT - GLASS TUBE FUSE

AMPERAGE	LENGTH	INDUSTRY NUMBER	QTY. PER VEHICLE	PART NUMBER	AMPERAGE	LENGTH	INDUSTRY NUMBER	QTY. PER VEHICLE	PART NUMBER
1	.62"	AGA-1	AR	B6AZ 14526-D	7.5	.88"	SFE-7 1/2	AR	B6AZ 14526-A
2	.62"	AGA-2	AR	51A 14526-A	14	1.06"	SFE-14	AR	A0AZ 14526-A
4	.84"	AGW-4	AR	C0LY 14526-B	15	1.25"	AGC-15	AR	A2AZ 14526-A
5	.62"	AGA-5	AR	B6AZ 14526-B	15	.88"	AGW-15	AR	C4SZ 14526-B
6	.75"	SFE-6	AR	C1VY 14526-A	20	1.25"	SFE-20	AR	A0AZ 14526-B

GLASS TUBE FUSE APPLICATION CHART

FUNCTION	FORD	THUNDER-BIRD	FALCON	FAIRLANE	INDUSTRY NUMBER	PART NUMBER
Air Conditioner (Polar Aire or Hang-on Type)	60/		60/	62/	AGC-15	A2AZ 14526-A
Back-up lamp	60/63 64	61/62 63/	60/	62/	SFE-14 SFE-7 1/2	A0AZ 14526-A B6AZ 14526-A
Brake release lamp (* same as dome lamp) (# same as back-up lamp)	*	#	*	*		
Cigar lighter	64/	61/			AGC-15 SFE-14	A2AZ 14526-A A0AZ 14526-A
Clock	60/61 62/	61/62 63/	62/	62/	AGA-1 AGA-2	B6AZ 14526-D 51A 14526-A
Dome lamp	64 60/63	60 61/62 63/	60/	62/	SFE-7 1/2 AGC-15 SFE-14	B6AZ 14526-A A2AZ 14526-A A0AZ 14526-A

14526 BREAKER ASSY. - ELECTRICAL CIRCUIT - GLASS TUBE FUSE - continued

GLASS TUBE FUSE APPLICATION CHART

FUNCTION	FORD	THUNDER-BIRD	FALCON	FAIRLANE	INDUSTRY NUMBER	PART NUMBER
Defroster (same as heater)						
Directional signals	60/63 64	60 61/62 63 64	60/	62/	AGA-5 SFE-14 SFE-7 1/2 AGW-15	B6AZ 14526-B A0AZ 14526-A B6AZ 14526-A C4SZ 14526-B
Emergency warning flasher		64/			SFE-20	A0AZ 14526-B
Glove compartment lamp	60/63				SFE-14	A0AZ 14526-A
Heater	60/	60/62	60/	62/	SFE-14	A0AZ 14526-A
Instrument panel (cluster)	60/63 64/	60 61/62 63	60/	62/	SFE-7 1/2 AGC-15 AGW-4	B6AZ 14526-A A2AZ 14526-A C0LY 14526-B
License plate lamp-see dome lamp						
Luggage compartment lamp(same as cigar lighter)		61/62				
Map lamp (same as dome lamp)						
Overdrive	60/	60		62/	AGC-15	A2AZ 14526-A
Parking lamp-see dome lamp						
Pillar lamp(same as dome lamp)						
Radio lamp (6 tube)	60/62				AGA-5	B6AZ 14526-B
(8 tube)	60				SFE-7 1/2	B6AZ 14526-A
(9 tube)	60/62				SFE-7 1/2	B6AZ 14526-A
	63/	60/	60/	62/	SFE-7 1/2	B6AZ 14526-A
Seat belt warning lamp		64/			AGW-4	C0LY 14526-B
Speed control		64			AGW-4	C0LY 14526-B
Spot lamp	60/	60/	61/	62/	SFE-7 1/2	B6AZ 14526-A
Stop lamp (same as dome lamp)						
Tail lamp (same as dome lamp)						
Transistorized Ignition	64				AGA-2	51A 14526-A
Windshield washer	61/63	63 64/			SFE-14 SFE-7 1/2	A0AZ 14526-A B6AZ 14526-A

YEAR	MODEL	AMP.	VOLT	LENGTH	WIDTH	IDENTIFICATION MARKING COLOR	MTG. BRACKET		QTY.	PART NUMBER
							HOLE	DIAM.		

14526 BREAKER ASSY. FUSE - ELECTRICAL CIRCUIT

-Listed by Ampere



62/63	A, B, X (single speed w/s wiper)	5	12	1.25"	.78"	Green & White or Blue	1	No. 10-32	1	C3AZ 14526-A
60	S (4 way seat)	10	12	1.07"	.40"	White	2	9/32"	1	C1SF 14526-A
61/62	S (76A)-top control								1	
63/64	S (76)-top control	10	12	1.07"	.40"	White			1	C1VZ 14526-A
60/63	A (2 speed w/s wiper)	12	12	1.25"	.78"	Violet	1	No. 10-32	1	B9AF 14526-A
61/62	S (w/s wiper)								1	
60/63	X (2 speed w/s wiper)								1	
62/63	B (2 speed w/s wiper)								1	
63	S	12	12	1.07"	.40"	Violet			1	C1VF 14526-C
64	S (parking & tail lamp switch)	12	12			Violet dot			1	C1TZ 14526-D
60/62	A (71), X (71)-tailgate window	13.5	12	1.07"	.40"	White, Red			1	C1AF 14526-A
60/62	A (except 71)-window regulator	15	12	1.25"	.78"	Green	1	9/32"	2 or 4	B6A 14526-C
60/62	S (window regulator)								4	
60/63	S (76A)-top control								2	
61	A (window regulator)-except tailgate	15	12	1.07"	.40"	Green			4	C1AF 14526-B
61/63	S (76A)-top control								2	
64/	S (76)-top control	15	12	1.07"	.40"	Green	2	9/32"	2	C5SZ 14526-B
60	X (71)-tailgate			1.25"	.78"	Green	2	9/32"	2	

FORD CAR PARTS

SECTION 145

767

14526 BREAKER ASSY. FUSE - ELECTRICAL CIRCUIT - continued - Listed by Ampere										
YEAR	MODEL	AMP	VOL	LENGTH	WIDTH	IDENTIFICATION MARKING COLOR	MTG. BRACKET		QTY.	PART NUMBER
							HOLE	DIAM.		
64	S (instrument panel wiring)	15	12	1.25"	.78"	Green			1	C4SZ 14526-C
60	A (8 cyl.), S (air conditioner)	20	12	1.25"	.78"	Red	2	9/32"	1	B6A 14526-G
61/62	A, S (air conditioner)	20	12	1.07"	.40"	Red	1	No. 10-32	1	C1AF 14526-D
61/62	S (air conditioner)	20	12	2.00"	.50"	Red	2	9/32"	1	C0TZ 14526-A
63/64	S (instrument panel wiring)	20	12	1.07"	.40"	Red			1 or 2	C1VZ 14526-B
64/	A(76), F(76), X(76)-top control	20	12	1.07"	.40"	Red			1	C4DZ 14526-C
64/	A(71), B(71), X(71)-tailgate								1	
64/	A (window or seat regulator)								1	
60	A (top control)	30	12	1.25"	.78"	Orange	2	9/32"	1	B6A 14526-A
60	S (4 way seat)-except electric windows								1	
60/63	A(71)-tailgate window	30	12	1.07"	.40"	Orange			1	C0LF 14526-C
60/63	X(71, 78)-tailgate window								1	
61/63	A, S(76)-top control								1	
61/62	S (4 way seat)								1	
60/63	A(4 way seat)								1	
63	A (seat or window regulator)								1	
63	B(71)-tailgate window								1	
63	X(76)								1	
64	A(76)-top control								1	
60	S (window regulator)	30	12	1.25"	.78"				1	B8S 14526-A
60	A (window regulator)								1	
63	S	30	12	1.96"	.40"	Orange			1	C1VZ 14526-C
60	S(76A)-top control	45	12	1.26"	.80"	Green, Yellow	2	9/32"	1	B7A 14526-C
61/62	S(76A)-top control	50	12	2.40"	1.88"		2	17/64"	1	C2SZ 14526-B
63/	S(76)-top control	60	12	2.40"	1.88"		2	17/64"	1	C3SZ 14526-A

YEAR	MODEL	DESCRIPTION	QTY.	PART NUMBER
60/62	A-with electric windows	Screw (breaker to R. H. or L. H. front body inner pillar)-No. 10-12 x 1/2"	2	42014-S8(U240)
60/62	Tudor-with electric windows	Screw (breaker to front floor pan)	2	
60/62	Fordor-with electric windows	Screw (breaker to R. H. or L. H. rear door inside panel)	2	
60/	S-with electric seats	Screw (breaker to R. H. or L. H. front floor pan or cowl side panel)	2 or 4	
60/	S (76A)	Screw (breaker to inner deck panel)	2	
60/	X (71)-with electric tailgate	Screw(breaker to R. H. rear corner pillar reinforcement)	1	
61/	A(71)	Screw (breaker to L. H. rear corner pillar lower reinforcement)	1	
61/62	S-with A/C or electric W/S wipers	Screw (breaker to instrument panel)	1	
61/	S-with electric windows	Screw (breaker to floor upper No. 3 cross member or to R. H. & L. H. cowl side panel)	2 or 4	
60	A-with A/C	Screw (breaker to instru. panel)-1/4"-20 x 1/2"	1	*50517-S13
60	A-with A/C	Nut-1/4"-20	1	33795-S7(M49)
60	A-with A/C	Lockwasher-1/4"	1	34805-S8(X62)
61/62	A-with A/C	Flatwasher-No. 10	1	44713-S8(X13)
60/61	59C-with electric windows	Screw (breaker to R. H. or L. H. quarter lock pillar to floor brace extension)-No. 10-32 x 1/2"	2	*42717-S8
60/62	Fordor-with electric windows	Nut-No. 10-12-spring	AR	*45186-S8
60/62	A -with electric windshield wipers	Screw (breaker to instrument panel)-	1	50525-S8(U159)
60/	X-with electric windshield wipers	No. 10-32 x 5/8"	1	
61/	A-with A/C		1	
62/	B-with electric windshield wipers		1	
60	A, S	Screw(breaker to w/s opening to lower reinf.)-No. 14-10 x 5/8"-also use with A/C	AR	31498-S8(U253B)
61/62	S(76A)	Screw (breaker (50 amp) to mounting bracket)-No. 12-24 x 3/4"	2	*39906-S7
63/	S(76A)	Screw (breaker (60 amp.) to R. H. front fender apron)-No. 14-10 x 1"	2	42154-S7(U256)

YEAR	MODEL	DESCRIPTION	QTY.	PART NUMBER
14526 BREAKER ASSY. - FUSIBLE LINK - WIRE TYPE FUSE - continued				
60	A-with electric seats	Screw (breaker to dash panel)-No. 14-14 x 1/2"	AR	31497-S8(U254)
60	S (76A)		2	
60	S-with electric windows and/or seats	Screw (breaker to dash panel and brace)	2	
61/62	S (76A)	Screw (breaker to front fender apron and radiator support)	2	
60	X (71)-w/electric tailgate "Before 6/22/61"	Screw (breaker to dash panel)	2	
64	S	Screw(breaker to rear seat back support reinforcement)	4	
60/	A, S, X, B	Lockwasher-No. 10	AR	34903-S8(X96)
60/	A, S, X, B	Nut-No. 10-32	AR	34079-S7(M163)
60	A, S	Lockwasher- 1/4"	AR	34905-S7(X97)
61/62	S	Lockwasher - 1/4" spring	AR	34803-S7(X60)
61/62	X-with electric W/S wipers	Flatwasher-No. 10	1	44716-S8(X15)
62/	B		1	
14527-8 HOUSING - WINDOW REGULATOR SWITCH				
60	A	Double type	1	B5S 14528-A
60/63	A	Single type	AR	B5A 14528-B
61/62	S		3	
61/62	S (76A)	Top control	1	
63/64	B(71)	Tailgate window	1	
61/63	A(except 63C, 65B, 76B)	Multiple type-5 switch	1	C1AB 14527-A
61/62	S		1	
62/63	A(63C, 65B, 76B)		1	C2AZ 14527-A
64	A(except 57C, 63C, 76B)	Multiple type-5 switch	1	C4AZ 14527-A
64	A(57C, 63C, 76B)	Multiple type-5 switch	1	C4AZ 14527-B
64	A(except 57C, 63C, 76B)	Single type	1or3	C4AZ 14528-A
64	A(57C, 63C, 76B)		2	
60	S	Multiple type	1	B8S 14528-A
63	S	Single type	2	C3SZ 14528-A
63	S	Multiple type-2 switch	2	C3SZ 14528-B
64/	S	Single type	2	C4SZ 14528-C
64/	S	Multiple type	1	C4SZ 14528-B
14529 SWITCH ASSY. - WINDOW REGULATOR CONTROL - Also refer to Groups 14540, 14632-3 & 15668				
60/61	A	Single type-front & rear doors or rear quarter	5	B8A 14529-A
62/63	A(except 63C, 65B, 76B)		5	
61/63	A(71)	Single type-rear window-key operated	1	C1AZ 14529-B
63	B(71)		1	
64	A(71)	Single type-rear window-key operated	1	C4AZ 14529-A
64/	B(71), X(71, 78)		1	
63/	B(71)	On dash panel -toggle type - rear window	1	C3OZ 14529-A
60	S	Single type-R. H. -front-L. H. -rear white button	1or2	C0SF 14529-A
		Single type-L. H. -front-R. H. -rear-white button	1or2	C0SF 14529-B
61/62	S	Single type - chrome button	7	C1SF 14529-A
62/63	A(63C, 65B, 76B)		4	
63/64	B(71)	Used at L. H. inside rear quarter trim panel	1	
63	S		2	C3SZ 14529-A
60/62	X (71)	Single type-front-Black knob	1	C0DF 14529-A
61/62	A(71)		1	
64	A(76)-top control "From 2/20/64"		1	
60/63	X(71, 78)	Single type-rear window-key operated	1	C0DZ 14529-B
61/	A (71)	Clip (wiring leads of switch to back window regulator control)	1	372866-S100(GG89)
61/	A (71)	Clip (wiring leads of switch to back window regulator mounting panel)	1	372047-S100 (GG217)
60/	X (71, 78)	Nut (switch to tailgate lock & cover plate)-No.8-32	2	34052-S7(M155)
61/	A (71), B(71)	Nut (switch to back window handle plate)	2	
		Lockwasher - No. 8	2	34802-S7(X59)
64	A(71)	Clip (wire part of switch to existing nut in tailgate)	1	*377766-S
14540 SWITCH ASSY. - WINDOW REGULATOR- Also refer to Groups 14529 & 14632-3				
61	A	Master window control-Black	1	C1AZ 14540-A
62/64	A(except 57C, 63C, 65B, 76B)		1	
61/62	S	Master window control-chrome	1	C1SZ 14540-A
62/64	A(57C, 63C, 65B, 76B)		1	
64/	S	Master window control	1	C4SZ 14540-B

FORD CAR PARTS

SECTION 145

769

YEAR	MODEL	DESCRIPTION	QTY.	PART NUMBER
14546 RELAY ASSY. - SEAT REGULATOR CONTROL - Refer to Groups 14512 & 14A707				
14547 MOTOR ASSY. - ELECTRIC SEAT REGULATOR				
60/61	A		1	C0AF 14547-A
62/63	A(except 63C, 65B, 76B)		1	
64	A(except 57C, 63C, 76B)		1	C4AZ 14547-A
60	S	Use for horizontal or vertical controls	2	B6A 14547-B
61/63	S		1or2	C1SF 14547-A
62/63	A(63C, 65B, 76B)		1or2	
63	A(71G, 71H)		1or2	
64	S		1or2	C4SZ 14547-C
64	A(57C, 63C, 76B)		1or2	
14553 MOTOR ASSY. - WINDOW REGULATOR				
60/61	A	12 volt-2" dia. -4 leads with thrust button -	2or4	C1AZ 14553-A
60	S	#C1AB 14553-A	2or4	
60	X(71)-tailgate		1	
61/62	A	12 volt-3" dia. -4 leads-#C1AB 14553-B1, 2-	2or4	C1SZ 14553-A
61/62	S (rear quarter)	"Before 5/8/62" C1, 2, 3, 4 or C1SB 14553-A-package contains	2	
61/62	S (front door)	"Before 5/10/62" instruction sheet No. 969 to assist in making	2	
63	B(71)-tailgate	installation - NOTE 1	2	
62	S (rear quarter)	"From 5/8/62" 12 volt-#C2SB 14553-A	2	C2SZ 14553-A
62	S(front door)	"From 5/10/62" 12 volt-#C1VB 14553-A	2	C2SZ 14553-B
63	A(71), B(71)	2" O.D. -#C3AB 14553-B	1	C3AZ 14553-B
63	X(71, 78)-tailgate		1	
63	A(front door, rear door, rear quarter)	3" O.D. -#C3AB 14553-A	2 or 4	C3AZ 14553-A
64	A(71)-tailgate	12 volt-2" dia. -#C4AF 14553-A	1	C4AZ 14553-B
64/	B(71), X(71)		1	
64	A(76)-rear quarter	12 volt-3" dia. -#C4AF 14553-B1, 2	2	C4AZ 14553-C
63	S(rear quarter)	2" O.D. -#C3SB 14553-A or B	2	C3SZ 14553-A
63/64	S(front door)	#C3VB 14552-A1, 2, 3 or C4VB 14553-A1, 2, 3	2	C3VY 14553-C
61/62	X(71, 78)-tailgate	12 volt-2" dia. -4 leads-#C2DB 14553-A	1	C2DZ 14553-A
61/62	A(71)-tailgate		1	
60	A, S	Eyelet (motor window regulators)	AR	354340-S8(HH12)
60	A, S, X.	Flatwasher-No.10	AR	44713-S8(X13)
60/62	A, S, X	"Before 9/1/62" Nut (motor to window regulator drive)-No.10-32	AR	34079-S7(M163)
60/62	A, S, X	"Before 9/1/62" Lockwasher-No.10	AR	34803-S7(X60)
62/63	A, S, X	"From 9/1/62" Nut & washer (motor to window regulator drive)-No. 10-32	2 or 8	373235-S7(MM169)
60/63	A(76)	Clip (R.H. & L.H. motor leads to R.H. & L.H. quarter lock pillar to floor brace)	2	372046-S100 (GG186)
61/62	X(71, 78)	Strap (motor wire leads to tail gate)-Black nylon	1	376914-S(YY2)
61/63	A, X(71, 78)	"From 11/3/61" Pin (to maintain alignment between motor and front door window regulator drive) -1/4"x. 50" spring	2or8 4 or 8	375931-S2 (NN112)
61/63	S		2	375610-S100(GG213)
62	X(71, 78)	Clip	2	*377751-S
63	X(71, 78)	Clip-nylon	2	
62/63	X(71, 78)	Screw (attaches clip 375610-S100 or 377751-S motor lead wires & switch wires to tailgate inside panel)	2	42127-S8(U248C)
14559 CLIP - WINDOW OR SEAT REGULATOR SWITCH RETAINING				
60/	A, S	.31" x .51"-2 tabs	AR	FAA 14559-A
14570 CLIP - WINDOW REGULATOR HOUSING RETAINER				
60/64	A(except 57C, 63C, 65B, 76B)	Also used with 4 way electric seat	AR	FAA 14570-A
60/62	S		AR	
63/64	B(71)		2	
64	A		6	C4AZ 14570-A
63/64	S	"Before 4/15/64"	4	
64	S	"From 4/15/64"	4	C4SZ 14570-B
14605 GROMMET				
62	A-with Polar Aire Conditioner	Blower motor wiring thru evaporator case	1	B 14605-A

NOTE 1 - When using on 1961 models the (2) roll pins located on mounting studs must be removed

Identification marking

YEAR	MODEL	DESCRIPTION	QTY.	PART NUMBER
14608 RETAINER ASSY. - COWL WIRING GROMMET THROUGH DASH				
60	A, S			
60/61	A (8 cyl.)	Instrument panel thru dash panel-alternator system wiring thru R.H. & L.H. air side deflector	1	8A 14608
61/64	A	Wiring thru dash	1	
61/63	S		2	PB9M 14608-A
60/	B, X		2	
60/61	A(8 cyl.)-with alternator system	Screw(ret. thru dash to frt. fdr. apron & support)- No. 14-14 x 1/2"	1	31497-S8(U254)
60	S	Screw (retainer to dash panel)	2	
14616 GASKET - WINDOW REGULATOR SWITCH				
62/64	A (57C, 63C, 65B, 76B)	Multiple type	1	C2AZ 14616-A
14618 WIRE ASSY. - SEAT REGULATOR CONTROL RELAY FEED EXTENSION - Improve from 14296 Wire				
60	S	Clip (wiring to floor cross member No.2)	1or2	352999-S32(GG17)
		Nut (wiring to circuit breaker) - No. 10-32	1or2	34079-S7(M163)
		Lockwasher - No. 10	1or3	34803-S7(X60)
14624 WIRING ASSY. - LOW FUEL WARNING JUMPER				
64	S		1	C4SZ 14624-A
14626 WIRE ASSY. - IGNITION SWITCH TO ELECTRIC SEAT SWITCH BREAKER - Improve from 14296 Wire				
61/62	S	Clip (wiring to front pan)	1or2	359776-S100(GG45)
63	S	Clip (wiring to front floor pan)	2 or 4	*376801-S
		Nut (wire to circuit breaker)-No.10-32	1	34079-S7(M163)
		Lockwasher-No.10	1	34803-S7(X60)
14630-1 WIRING - FRONT WINDOW REGULATOR				
- A -				
62/63	A(63C, 65B, 75C, 76B)	R. H. -74.0" long	1	C2AZ 14630-B
63	A(71G, H)	L. H. -68.0" long	1	C2AZ 14631-C
63	A(except 65B, 76B)	L. H.	1	C3AZ 14631-A
64	A(except 57C, 63C, 76B)	R. H.	1	C4AZ 14630-A
		L. H.	1	C4AZ 14631-C
64	A(57C, 63C, 76B)	R. H.	1	C4AZ 14630-B
		L. H.	1	C4AZ 14631-D
- S -				
63	S(63A, 76A)		1	C3SZ 14631-D
64	S		1	C4SZ 14631-A
60	A(Fordor)	Clip (wiring to front floor pan)	AR	359776-S100(GG45)
60/62	A	Clip (R.H. & L.H. wiring to inside frt. door panel)	1or2	352999-S32(GG17)
60/62	A	Clip (R. H. wiring to front body upper inner pillar)	1	
60	A	Clip (L.H. wiring to front body upper inner pillar)	1	358313-S32(GG44)
60	A	Clip (R.H. wiring to flange of R.H. w/shield opening lower side reinforcement)	1	372046-S100 (GG186)
60	S	Clip (R. H. & L. H. wiring top cowl inner panel)	2or3	
60	S	Clip (R. H. & L. H. wiring to door window lower stop assembly)	2	
61/62	S	Clip (L. H. wiring to cowl top inner panel)	1	356628-S(GG175)
60/	A	Clip (L. H. wiring to cowl top inner panel)	1	
60/	A	Clip (R. H. wiring to cowl top inner panel)	2	372866-S100(GG89)
61/62	S	Clip (L. H. wiring to cowl top inner panel)	1	
61/	A	Clip (wiring to front door inside panel)	1or2	372047-S100 (GG217)
61/	A	Clip (L.H. wiring to upper front body pillar)	1	372049-S100 (GG208)
61/62	A	Clip (R.H. wiring to upper inner front body pillar)	1	371645-S100
61/	A	Clip (R.H. wiring to front floor inner panel)	1 or 2	(GG210M)
60	S	Clip (R. H. wiring to mounting nut that attaches w/shield wiper motor to mounting bracket)	1	358350-S(GG172)
60/62	A	Clip (L. H. wiring to bolt that attaches w/shield wiper motor to cowl top inner panel)	1	
61/62	S	Clip (L. H. wiring and rear lamp wiring with bolt that attaches brake pedal support bracket to cowl top inner panel)	1	

NOTE 1 - For 1963 models Insulate extra leads with tape

FORD CAR PARTS

SECTION 145

771

YEAR	MODEL	DESCRIPTION	QTY.	PART NUMBER
14630-1 WIRING - FRONT WINDOW REGULATOR - continued				
60/	A	Nut (wiring to motor) - No. 10-32	AR	34079-S7(M163)
60/	A	Lockwasher - No. 10	AR	34803-S7(X60)
60/	A	Screw (R. H. or L. H. wiring to cowl top inner panel)-No. 10-12 x 5/8"	2 or 4	42127-S8 (U248-C)
61/	S		2	
60/	A	Screw (wiring to L. H. cowl side panel)	1	
63	A	Screw (R. H. & L. H. wiring to front body upper inner pillar)	2	
63/	A	Strap (R. H. & L. H. wiring to front body upper inner pillar)	2	376914-S(YY2)
64	S	Strap (wiring to gusset)	2	
61/62	S	Clip (L.H. wiring with bolt that attaches W/S wiper to cowl top inner panel)	1	353547-S2(GG173)
63	S(63A)	Screw (wires & clip 376189-S to cowl top inner panel)-No. 10-16 x 3/8"	1	42120-S8 (U-248)
63	S(63A)	Clip		*376189-S
64	S	Screw (wiring to support)-No. 10-12 x 5/8"	2	42134-S8 (U-249)
14632-3 WIRING - WINDOW REGULATOR - Also refer to Groups 14529 & 14540				
- A -				
60/61	A (Tudor)	L. H. -front door and rear quarter-insulate with tape extra wire leads to facilitate installation	1	C0AZ 14632-A
62/63	A(Tudor) -except 63C, 65B, 76B		1	
61/62	A (Fordor)	L. H. - rear door	1	C1AF 14633-A
62/63	A (Tudor)-63C, 65B, 75C, 76B	L. H. -front door and rear quarter	1	C2AZ 14632-B
63	A(Fordor)	R. H. - rear door	1	C3AZ 14632-A
		L. H. - rear door	1	C3AZ 14633-A
64	A(Fordor-54, 71)	R. H. & L. H. -rear doors	2	*C4AZ 14633-F
64	A(Fordor 57)	R. H. & L. H. -rear doors	2	*C4AZ 14633-G
64	A(Tudor 62, 63, 76)	R. H. -rear quarter	1	C4AZ 14644-A
64	A(Tudor-62A, 62B, 62E, 63B, 76A)	L. H. -rear quarter	1	C4AZ 14632-B
64	A(Tudor-63C, 76B)	L. H. -rear quarter	1	C4AZ 14632-A
60/61	A (Tudor)	Switch & wiring-R. H. -front door & rear quarter windows	1	C1AZ 14632-A
62/63	A(Tudor)-except 63C, 65B, 76B		1	
60/61	A (Tudor)	Switch & wiring-L. H. -front door & rear quarter windows	1	C0AZ 14633-A
62/63	A(Tudor) -except 63C, 65B, 76B		1	
60/63	A (Fordor)	Switch & wiring-R. H. -front & rear door windows	1	C1AZ 14632-B
60/63	A (Fordor)	Switch & wiring-L. H. -front & rear door windows	1	C0AZ 14633-B
62/63	A (Tudor)- 63C, 65B, 76B	Switch & wiring-R. H. -front door & rear quarter	1	C2MY 14632-B
62/63	A (Tudor)- 63C, 65B, 76B	Switch & wiring-L. H. -front door & rear quarter	1	C2MY 14633-B
64	A(except 57C, 63C, 76B)	Switch & wiring-master control on door for R. H. & L. H. front doors	2	C4AZ 14633-B
64	A(except 57C, 63C, 76B)	Switch & wiring-master control on door for R. H. & L. H. rear doors or quarters	2	C4AZ 14633-A
64	A(57C, 63C, 76B)	Switch & wiring-master control in console for rear doors or quarters	2	C4AZ 14633-C
64	A(57C, 63C, 76B)	Switch & wiring-master control in console for front doors	2	C4AZ 14633-D
64	A(Tudor-62A, 62B, 62E, 63B, 76A)	Switch & wiring-single control-R. H. & L. H. - rear quarters	2	C4AZ 14632-E
64	A(except 57C, 63C, 76B)	Switch & wiring-single control-R. H. -front & rear doors	1 or 3	C4AZ 14632-F
64	A(57C)	Switch & wiring-single control-R. H. & L. H. - rear doors	2	C4AZ 14632-C
64	A(Tudor-63C, 76B)	Switch & wiring-single control-R. H. & L. H. - rear quarters	2	C4AZ 14632-D
62/	A(Tudor)	Screw (R. H. & L. H. rear quarter wiring to front floor pan)-No. 10-16 x 3/8"	1 or 2	42120-S8(U248)
62/	A(Tudor)	Clip-Nylon	1 or 2	*377846-S
62/	A(Tudor-62, 63, 76)	Lockwasher-No. 10	1 or 2	34939-S8(X86)

* Insulate extra leads with tape

YEAR	MODEL	DESCRIPTION	QTY.	PART NUMBER
14632-3 WIRING - WINDOW REGULATOR - continued - Also refer to Groups 14529 & 14540				
- S -				
63	S	Switch & wiring-R.H.-front door	1	C3SZ 14632-D
63	S	Switch & wiring-L.H.-front door	1	C3SZ 14633-C
63	S	Switch & wiring-R.H.-rear quarter	1	C3SZ 14632-C
63	S	Switch & wiring-L.H.-rear quarter	1	C3SZ 14633-D
64/	S	Switch & wiring-in console-R.H.-front door	1	C4SZ 14632-G
64/	S	Switch & wiring-in console-L.H.-front door	1	C4SZ 14633-F
64/	S	Switch & wiring-in console-R.H.-rear quarter	1	C4SZ 14632-F
64/	S	Switch & wiring-in console-L.H.-rear quarter	1	C4SZ 14633-E
64/	S	Switch & wiring-R.H. & L.H.- rear quarters	2	C4SZ 14632-C
14643 WIRE ASSY. - ELECTRIC SEAT REGULATOR RELAY FEED - Also refer to Group 14A698				
60	S	76.00" long - cut from B3A 14296-A wire	1	★FEV 14643-A
14644 WIRING - REAR QUARTER WINDOW REGULATOR				
- A -				
60	A(Tudor & Fordor)	Frnt. & rear doors or R.H. or L.H. quarter - 76.0" long	1or2	B9AZ 14644-A
61	A(Tudor-76B)	Front and L. H. quarter window	1	
62/63	A(Tudor-76A)	NOTE 1	1	
60	A(Tudor & Fordor)	91.00" long - R. H.	1	C1AB 14644-B
61	A(Tudor)		1	
62/63	A(Tudor-except 63C, 65B, 76B)	NOTE 1	1	
62/63	A(Tudor-63C, 65B, 76B)	85.0" long-R. H.	1	C2AZ 14644-B
64	A(Tudor-62, 63, 76)	R. H.	1	C4AZ 14644-A
- S -				
63	S		1	C3SZ 14644-B
60	S	Clip (wiring to floor No. 3 upper cross member)	3	★354180-S32
60	A(Fordor)	Clip (wiring to front floor pan)	2	
60	S	Clip (wiring to front floor pan)	1	372046-S100
60	A (Tudor)	Clip (wiring to front floor pan)	1or2	(GG186)
60	S	Clip (wiring to center floor pan side frnt. extension)	1	
60/61	A(Tudor)	Clip (wiring to front floor pan)	2	359776-S100(GG45)
62	A (Tudor)	Clip (R. H. & L. H. wiring to front floor pan)	2or4	375534-S40(GG222)
63	A(62, 65, 76)	Clip (wiring to front floor pan)	2	★377846-S
63	A(62, 65, 76)	Screw (wiring to front floor pan)-No. 10-16 x 3/8"	2	42120-S8(U248)
14677 RELAY ASSY. - ELECTRIC WINDOW REGULATOR-SAFETY				
60	A		1	C0AF 14677-A
61/64	A		1	C1AF 14677-A
61/	S		1	
63/	B(71),X(71,78)		1	
60	S		1	B7A 14677-A
		Screw (relay to cowl panel) or dash panel)- No. 14-14 x 1/2"	2	31497-S8(U254)
		Screw (relay to radiator support)	2	
14678 WIRE ASSY. - WINDOW REGULATOR SAFETY RELAY TO CIRCUIT BREAKER				
- Unless listed improvise from 14296 wire - Also refer to Groups 14A200 & 15A669				
- A -				
61/62	A	When using on units not equipped with electric seats tape off Black leads out of use	1	C3AZ 14678-C
63/64	A(except 76)	Also used when equipped with electric seats	1	
- S -				
61/62	S (except electric seats)	Used with electric windows	1	★C1SZ 14678-B
61/63	S-with electric seats	Also used when equipped with electric windows	1	C1SZ 14678-A
60/62	A, S	Grommet (wiring thru dash panel)	1	353628-S(KK1)
61/	A, S	Nut (wiring to circuit breaker and bracket)- No. 10-32	1	34079-S7(M163)
62/	B(71),X(71)			
61/62	A, S, B	Lockwasher-No. 10	1	34903-S8(X96)
63/	B(71)	Clip (wiring to flange or frame on dash panel)	3	★376931-S
61/62	S (63A)-with W/S washer	Clip (wiring to dash panel)	3	372866-S100(GG89)
61/62	S(63A)-except with W/S washer	Strap-adjustable (wiring to front fender apron)- nylon	5	376914-S(YY2)
63/	B(71)-tailgate window		2	
63/	B(71)-tailgate window	Strap (wiring to R. H. front suspension housing)	2	

NOTE 1 - For 1963 models insulate extra leads with tape

FORD CAR PARTS

SECTION 145

773

YEAR	MODEL	DESCRIPTION	QTY.	PART NUMBER
14679 WIRE ASSY. - MOTOR RELAY TO WINDOW REGULATOR				
60	S	55.0" long-cut from B6A 14296-C	1	★FEY 14679-A
14682 WIRE ASSY. - STARTING MOTOR RELAY TO SEAT REGULATOR CIRCUIT BREAKER -Also refer to Group 15A666				
60	S (63A)	50.0" long-cut from B3A 14296-A wire	1	★FEV 14682-A
60	S (76A)	46.0" long-cut from B3A 14296-A wire	1	★B9SF 14682-A
		Nut (wiring to circuit breaker assy)-No. 10-32	1	34079-S7(M163)
		Lockwasher-No. 10	1	34803-S7(X60)
14683 WIRING ASSY. - BACK WINDOW REGULATOR FEED				
- A -				
61/62	A (71)-except 4 speed trans.		1	CIAB 14683-B
62	A (71)-with 4 speed trans.		1	★C2AZ 14683-A
63	A(71) "Before 2/15/63"		1	C3AZ 14683-A
63	A(71) "From 2/15/63"		1	C3AZ 14683-B
64	A(71)-with or w/out 4 speed trans.		1	★C4AZ 14683-E
- B -				
63	B(71)		1	C3OZ 14683-B
64	B(71)		1	C4OZ 14683-A
- X -				
60/63	X(71,78) NOTE 1	Rear	1	C0DF 14683-B
63	X(71,78)	Front	1	C3DZ 14683-C
64/	X(71,78)		1	C4DZ 14683-A
64	X(71,78)	Extension	1	C4DZ 14683-B
61/62	A(71A,C,E,G)	Grommet (wiring thru dash panel)	1	353626-S(KK1)
61/	A(71)	Clip (wiring to L. H. corner upper inner panel)	1	372864-S100(GG91)
61/	A(71)	Clip (wiring to L.H. rear lower corner pillar reinforcement)	1	372866-S100(GG89)
61/	A(71)	Clip (wiring to fuel filler housing inner panel or to L. H. quarter panel)	1 or 2	
60/	A(71),X(71,78)	Nut-No. 10-32	AR	34079-S7(M163)
60/	A(71),X(71,78)	Lockwasher-No. 10	AR	34903-S8(X96)
63	B(71)	Screw (wiring & clip to L. H. quarter belt rail) No. 10-12 x 1/2"	4	42127-S8(U248C)
63	B(71)	Clip	4	★376896-S
63	B(71)	Screw (wiring & clip 376187-S to rear floor rear sill panel)-No. 14-10 x 5/8"	2	31498-S8(U253B)
		Clip	2	★376187-S
63	B(71)	Strap (wiring to tailgate inner panel)	3	376914-S(YY2)
63	B(71)	Clip (wiring to L. H. rocker panel)	5	377864-S(GG230)
60/63	X(71,78)	Clip (wiring to Jack retaining brackets)	AR	372046-S100
		Clip (wiring to R. H. cowl side inner panel)	1	(GG186)
		Adjustable strap (wiring to tailgate panel)	AR	376914-S(YY2)
		Clip (wiring to R.H. body rocker panel)	5	372860-S100(GG42)
		Grommet (wiring thru R.H. rear corner pillar reinforcement)	1	352873-S100(KK28)
60	X(71,78)	Screw (wiring to rear cross sill)-No. 10-12 x 1/2"	1	42127-S8(U248C)
63/	X(71,76)	Clip (wiring to R. H. rocker panel or floor side outer member)	AR	377864-S(GG230)
64	X(71,78)	Clip (wiring to floor side outer member)	1	372046-S100 (GG186)
64	X(71,78)	Clip (wiring to L. H. inner cowl side panel)	1	377987-S(GG256)
64	X(71,78)	Clip (wiring to bumper jack retainer)	1	372047-S100 (GG217)
14687 WIRING ASSY. - BACK WINDOW REGULATOR				
- A -				
61	A(71)		1	C1AB 14687-C
62	A(71)		1	C2AZ 14687-A
63	A(71)		1	C3AZ 14687-A
64	A(71)		1	C4AZ 14687-B

NOTE 1 - When using for 1963 model insulate extra lead wire with tape

* Tape and insulate unused leads

YEAR	MODEL	DESCRIPTION	QTY.	PART NUMBER
14687 WIRING ASSY. - BACK WINDOW REGULATOR - continued				
- B -				
63	B(71)		1	C3OZ 14687-A
64/	B(71)		1	C4OZ 14687-A
- X -				
60/63	X(71,78)		1	C1DB 14687-B
64/	X(71,78)		1	C4DZ 14687-A
61	A(71)	Screw (wiring to lower back panel)-No.10-12 x 1/2"	1	32924-S7(U344)
61/	A(71)	Clip (wiring to window regulator mounting panel)	2	372046-S100
61/	A(71)	Clip (wiring to rear floor rear sill panel)	AR	(GG186)
61/	A(71)	Clip (wiring to lower back panel or window regulator mounting panel)-rubber coated	1or2	372737-S100
				(GG153A)
62/	A(71)	Screw (wiring to lower back panel or back window regulator mounting panel)-No.8-15x1/2"	1or2	52726-S13(U381)
62/	A(71)	Clip (wiring to lower back panel)	1	375785-S100
				(GG212)
63	B(71)	Screw (wiring to back window regulator mounting panel)-No. 14-10 x 1/2"	1	31497-S8(U254)
		Clip	AR	*376187-S
60/63	X(71,78)	Screw (wiring to tailgate inner cover panel)-No. 10-12 x 5/8"	1	42014-S8(U240)
		Screw (wiring to rear cross sill)	1	
		Lockwasher-No. 10	2	34903-S8(X96)
		Adjustable strap (wiring to tailgate inside panel)	AR	376914-S(Y2)
14B690 BEZEL - SEAT REGULATOR CONTROL SWITCH - Also refer to Group 14A706				
61/63	S	L. H.	1	C1SF 14B690-A
62/63	A(63C, 65B, 75C, 76B)		1	
63	A(71G, 71H)		1	
64/	S	L. H.	1	C4SZ 14B690-A
64/	A(57C, 63C, 76B)		1	
14B691 BRACKET - SEAT REGULATOR CONTROL MOUNTING - Also refer to Group 14A705				
61	S	L. H.	1	*C1SF 14B691-A
62/63	S	L. H.	1	C2SZ 14B691-A
62/63	A(63C, 65B, 75C, 76B)		1	
63	A(71G, 71H)		1	
		Screw (brkt. and bezel to frt. seat)-No. 10-12 x 1/2"	2	32924-S7(U344)
14695 NUT - SEAT REGULATOR CONTROL SWITCH BEZEL				
60/62	A(except 66, S/D)	9/16"-24	1	B5A 14695-B
63	A(except 57C, 63C, 65B, 71G, 71H, 75C, 76B)		1	
64	A		1	
61/	S		1or2	
60	S		1or2	*B8S 14695-A
14A697 WIRING ASSY. - SEAT REGULATOR SWITCH TO RELAY				
60/61	A	59.00" long	1	C0AF 14A697-A
62/63	A(except 63C, 65B, 71G, 71H, 75C, 76B)		1	
64	A(except 57C, 63C, 76B)		1or2	C4AZ 14A697-A
61/62	S	"Before 9/26/61"	1or2	*C1SZ 14A697-A
62/63	S	"From 9/26/61"	1or2	C1SZ 14A697-B
62/63	A(63G, 65B, 75C, 76B)		1	
63	A(71G, 71H)		1	
64/	S		1or2	C4SZ 14A697-A
64/	A(57C, 63C, 76B)		1	
60/	A(exc. 63C, 65B, 71G, H, 75C, 76B)	Clip (wiring to front seat track)	2	*359580-S32
		Clip (wiring to frt. seat cushion frame frt. cross member)	AR	372046-S100
				(GG186)
		Clip	1	356628-S(GG175)
		Clip (wiring to front floor pan)	AR	*354188-S32
		Clip (wiring to front seat adjusting regulator)	1	*354473-S2

FORD CAR PARTS

SECTION 145

775

YEAR	MODEL	DESCRIPTION	QTY.	PART NUMBER
14A697 WIRING ASSY. - SEAT REGULATOR SWITCH TO RELAY - continued				
62/	A(63, 65B, 71G, 71H, 75C, 76B)	Clip (wiring to front seat track)	1	372047-S100 (GG217)
62/	A(63C, 65B, 71G, 71H, 75C, 76B)	Clip (wiring to front seat track)	2	*375644-S100
61/62	S	Clip (wiring to seat regulator motor)	1or2	356628-S(GG175)
61/62	S	Clip (wiring to seat track)	1or2	
62/	A(63C, 65B, 71G, 71H, 75C, 76B)	Clip (wiring with nut that attaches motor to seat track)	1or2	
61/62	S	Clip (wiring to seat regulator mounting bracket)	1or2	
62/	A(63C, 65B, 71G, 71H, 75C, 76B)	Clip (wiring to seat track)	1or2	
61/62	S	Clip (wiring to seat track)	1or2	371759-S100 (GG209)
61/62	S	Screw (wiring to seat regulator motor)- No. 10-32 x 1/2"	1or2	*51766-S8
61/62	S	Lockwasher-1/4"	1or2	34803-S7(X60)
14A698 WIRING ASSY. - SEAT REGULATOR RELAY FEED - Unless listed improvise from Basic 14296 wire- Also refer to Group 14643				
62/64	A(57C, 63C, 65B, 76B)	70.00" long	1	C2AZ 14A698-C
63	A(71G, 71H)		1	
63/64	A(except 57C, 63C, 65B, 71G, 71H, 76B)		1	C3AZ 14A698-A
14B700 SWITCH ASSY. - SEAT REGULATOR LIMIT				
61/62	S	"Before 9/26/61"	3or6	C1SF 14B700-A
		Screw (switch to front seat track)-No.6-32 x 7/8"	6or12	*50295-S8
		Nut-No. 6-32 Spring	3or6	*45064-S8
14A701 SWITCH ASSY. - SEAT REGULATOR CONTROL				
60/61	A		1	C0AF 14A701-B
62/64	A(except 57C, 63C, 65B, 71G, 71H, 75C, 76B)		1	
60	S		1or2	B9SZ 14A701-A
62/63	S	"From 9/26/61"	1	C1SF 14A701-B
62/63	A(63C, 65B, 75C, 76B)		1	
63	A(71G, 71H)		1	
61/62	S	"Before 9/26/61"	1	C1SF 14A701-C
62/63	S	"From 9/26/61"	1	C1SF 14A701-A
64/	S		1	C4SZ 14A701-A
64/	A(57C, 63C, 76B)		1	
		L. H.	1	C4SZ 14A701-B
60	S	Screw (switch to seat track to floor support)- No. 10-32 x 1/2"	2	*25231-S7
60	S	Nut-No. 10-32	2	34053-S8(M156)
		Lockwasher-No. 10	2	34903-S8(X96)
61	S	"Before 6/8/61"	1or2	358350-S(GG172)
61/	S	"From 6/8/61"	1or2	372047-S100
62	A(63C, 65B, 71G, 71H, 75C, 76B)	Clip (wiring with screw that attaches cushion to seat track)	1	(GG217)
14B701 LEVER - SEAT REGULATOR LIMIT SWITCH				
61/62	S		1or2	* C1SF 14B701-A
		Screw (lever to switch)-No. 6-32 x 1"	2 or 4	*50305-S8
		Nut-No. 6-32 Spring	2 or 4	*45064-S8
14B702 BRACKET - SEAT REGULATOR HORIZONTAL LIMIT SWITCH				
61/62	S	"Before 9/26/61"	1or2	*C1SF 14B702-A
		Screw (bracket to front seat track)-No.8-32 x 3/8"	2 or 4	*51345-S8
		Lockwasher-No. 8	2or4	34938-S8(X85)
14B703 ACTUATOR - SEAT REGULATOR LIMIT SWITCH				
61/62	S	"Before 9/26/61"	1or2	*C1SF 14B703-A
		Screw (actuator to front seat track)-No.8-32 x 1/2"	2 or 4	*51343-S8
		Lockwasher-No. 8	3 or 4	*34843-S8

YEAR	MODEL	DESCRIPTION	QTY.	PART NUMBER
14B704 WIRING ASSY. - SEAT REGULATOR LIMIT SWITCH TO SOLENOID				
61	S	"Before 6/8/61"	9.50" long-cut from B6A 14296-C	1or2 ★C1SF 14B704-A
61/62	S	"From 6/8/61"	12.50" long-cut from B6A 14296-C	1or2 ★C1SB 14B704-A
61/62	S	"Before 6/8/61"	7.00" long - cut from B6A 14296-C	1or2 ★C1SF 14B704-B
		"Before 6/8/61"	Clip (wiring to seat track)	1or2 ★372888-S100
		"Before 9/26/61"	Clip (wiring to seat track)	1or2 371759-S100 (GG209)
		"From 9/26/61"	Clip (wiring to seat track)	2or4 ★375644-S100
14A705 BRACKET - SEAT REGULATOR CONTROL MOUNTING - Also refer to Group 14B691				
60/61	A			1 C0AF 14A705-A
62	A(except 65B, 76B)			1
63/64	A(54B, 62B, 71B, 71C)			1
61	S	R. H.		1 ★C1SF 14A705-A
62/63	S	R. H.		1 C2SZ 14A705-A
60/61	A		Screw (bracket to seat frame)-No. 10-32 x 1/2"	2 ★51766-S8
60/61	A		Lockwasher-No. 10	2 34803-S7(X60)
62	A(except 65B, 76B)		Screw (bracket to seat frame)-No.10-12 x 1/2"	2 32924-S7-8(U344)
63	A(54B, 62B, 71B, 71C)			2
61	S		Screw (wiring and R. H. control switch bezel to seat) - No. 10-12 x 1/2"	2 32924-S7(U344)
14A706 BEZEL - SEAT REGULATOR CONTROL SWITCH - Also refer to Group 14B690				
60/62	A			1 C0AF 14A706-A
63/64	A(54B, 54E, 62B, 62E, 71B, 71C)			1
63/64	A(54A, 57B, 62A, 63B, 65A, 71A, E, 75A, 76A)			1 C3AZ 14A706-A
61/63	S	R. H.		1 C1SF 14A706-A
64/	S	R. H.		1 C4SZ 14A706-A
14B706 WIRE ASSY. - SEAT CONTROL CIRCUIT BREAKER TO SWITCH				
61/62	A(71)	"From 5/1/61 to 3/1/62"	12.50" long-cut from B3A 14296-A wire	1 *
62	A(71)	"From 3/1/62"	16.50" long-cut from B3A 14296-A wire	1 *
			Grommet (wire thru dash panel)	1 353626-S(KK1)
14A707 RELAY ASSY. - SEAT REGULATOR CONTROL - Also refer to Group 14512				
60/64	A(except 63C, 65B, 76B)		Includes (4) B9A 14294-L terminals	1 B9AZ 14A707-A
61/63	S			2 C1SF 14A707-A
62/63	A(63C, 65, 76B)			1
63	A(71G, 71H)			1
60/61	A		Screw & washer (relay to seat track)-No. 10-32 x 3/8"	2 42802-S8(U33)
			Nut (relay to motor) - No. 10-32	2 34079-S7(M163)
			Lockwasher-No. 10	2 34803-S7(X60)
62/	A		Screw (relay to seat track)-No. 10-24 x 3/8"	2 51765-S8(U370)
61/62	S		Screw (relay to front seat regulator bracket) - 1/4"-20 x 5/8"	2or4 ★39894-S
61/62	S		Screw (relay to front seat track)	2 or 4 ★50267-S8
62/63	A(63, 65B, 71G, 71H, 75C, 76B)			2 34079-S7(M163)
			Nut-No. 10-32	34903-S8(X96)
			Lockwasher-No. 10	34903-S8(X96)
14716 WIRE ASSY. - SEAT REGULATOR FEED				
61/63	S (except electric windows)		84.0" long	1 C1SF 14716-A
			Nut (wire to circuit breaker and brkt.)-No. 10-32	1 34079-S7(M163)
			Lockwasher - No. 10	1 34903-S8(X96)
61/62	S(63A)-exc. W/S washer		Strap-adj. (wiring to R.H.frt. fender apron)-nylon	5 376914-S(Y2)
61/62	S (63A)-except W/S washer		Clip (wire to dash panel)	3 372866-S100(GG89)
14A719-20 SOLENOID ASSY. - REGULATOR CONTROL - Also refer to Body Group Basic 61925				
60/61	A		R. H.	1 C0AF 14A719-A
61/63	S			1or2
62/64	A(except 57C, 63C, 65B, 71G, 71H, 76B)			1
			L. H.	1 C0AF 14A720-A
61/	S			2or4 C1TZ 14A720-A
62/	A(57C, 63C, 65B, 76B)			2
63	A(71G, 71H)			2
60/64	A		Screw & washer (solenoid to seat adjusting regulator housing)-No. 10-24 x 3/8"	1or2 ★54563-S7

FORD CAR PARTS

SECTION 150

777

YEAR	MODEL	DESCRIPTION	QTY.	PART NUMBER
14A721 SHAFT ASSY. - SEAT ADJUSTING REGULATOR SOLENOID				
60/61	A		1	COAF 14A721-A
62/64	A(except 57C, 63C, 65B, 71G, 71H, 76B)		1	
61/63	S		1or2	
14A725 JUNCTION BLOCK ASSY. - ACCESSORY TERMINAL - Also refer to Groups 11A647 & 14448				
60	A	3 double & 2 single connectors	AR	COAF 14A725-A
63/64	A, B, S	"L" shape	1	C3SZ 14A725-A
63/64	A, B, S	"T" shape	1	C3SZ 14A725-B
64	S	"V" shape	1	C4SZ 14A725-A
14785 WIRE ASSY. - IGNITION SWITCH TO WINDOW REGULATOR SAFETY SWITCH-Improvise from B6A 14296-C				
14790 WIRING ASSY. - DOOR OPEN WARNING LAMP-Unless listed-improvise from B6A 14296-C Wire				
64	A (54-Taxi)-New York City only		1	C4AZ 14790-B
64	A(54-Taxi)-New York City only	Screw (wiring and courtesy lamp wiring to front floor pan)	6	42120-S8(U248)
		Screw (wiring & rear lamp wiring to frt. floor pan)	5	
		Clip	11	*377792-S
14800 WIRING ASSY. - ELECTRIC SEAT CIRCUIT BREAKER				
60	S	8. 0" long-cut from B6A 14296-A wire	1	★
15000 CLOCK ASSY. - ELECTRIC				
61/63	S		1	C2SZ 15000-A
64/	S		1	C4SZ 15000-A
15A000 CLOCK KIT - ELECTRIC - Also Refer to Group 15000				
64/	X		1	C7DZ 15A000-A
64/	B		1	
Consists of				
1-C5GF 10C856-B Spacer		1-C5GB 15A006-A Wiring assy.		
1-C7DA 10B944-A Cluster assy.(clock)		1-34653-S8 Nut & washer assy.	1-Instruction sheet No. 2307	
15A006 WIRE ASSY. - CLOCK FEED - Improvise from basic 14296 wire				
15009 BEZEL ASSY. - CLOCK -Also refer to groups 9B314 & 10876				
64	A		1	C4AZ 15009-A
15026 WIRE and SOCKET ASSY. -Also refer to groups 13A726, 18981				
63	A	Electric clock	1	C3MY 15026-A
63/64	B	Electric clock-improvise from B6A 14296-C wire	1	
60	S	Supplied in 18374 Kit	1	★ FEV 15026-A
60	S	Ash receptacle lamp-8. 0" long	1	B8S 15026-A
64	S	Electric clock	1	C4SZ 15026-A
62/63	X	Electric clock-Improvise from B6A 14296-C wire	1	
60/61	A	Clip (wire to instrument panel)	1	353547-S2(GG173)
62	A	Nut (wire to clock)-No. 6-32	1	34051-S7(M154)
15A044 CIGAR LIGHTER KIT				
63/64	B	Not replaced (8-66)	1	★C3OZ 15A044-A
Consists of				
1-C3OZ 15052-A Knob & element assy.		1-C2AB 15055-A Socket & retainer	1-Instruction sheet No. 1103	
15052 KNOB and ELEMENT ASSY. - CIGAR LIGHTER -12 Volt				
- A -				
60/61	A		1	COAF 15052-A
62	A(except 65B, 76B)		1	C2AZ 15052-B
62	A (65B, 76B)		1	C2AZ 15052-C
63	A		1	C3AZ 15052-A
64	A		1	C4AZ 15052-A

YEAR	MODEL	DESCRIPTION	QTY.	PART NUMBER	
15052 KNOB and ELEMENT ASSY. - continued - 12 volt					
- B -					
62	B		1	C2OB 15052-B	
63/64	B		1	C3OZ 15052-A	
- S -					
60	S		1	C0SF 15052-B	
61/63	S		1	C1SF 15052-B	
64	S		1	C4SZ 15052-A	
- X -					
60/63	X		1	C2DZ 15052-A	
64/	X(54A, D, 59, 62A, C, D, 66A, 71A, 78)		1	C4DZ 15052-B	
64	X(66B)-exc. Deluxe trim "Before 4/13/64"		1		
64/	X(71B)		1		
64	X(54B, 62B, 63, 71C, 76)		1	C4DZ 15052-A	
64/	X(66B)-w/Deluxe trim "From 4/13/64"		1		
15054 ELEMENT ASSY. - CIGAR LIGHTER					
60/61	A	With ash guard-12 volt	1	C0AF 15054-A	
62/	A	With ash guard-12 volt	1	C0MZ 15054-A	
60,	S		1		
60/63	X		1		
62/64	B		1	C1TZ 15054-A	
64/	X	With ash guard	1	C4DZ 15054-A	
15055 SOCKET and RETAINER ASSY. - CIGAR LIGHTER					
60/64	A	"Before 3/2/64"	12 volt	1	C2AB 15055-A
64/	A	"From 3/2/64"	12 volt	1	C4AZ 15055-B
62/64	B		12 volt	1	C2AB 15055-A
60	S		12 volt	1	C2AB 15055-A
61/	S		12 volt	1	C1SF 15055-A
62	X	"Before 5/1/62"	12 volt	1	C2AB 15055-A
64	X			1	
60/61	X		12 volt	1	C0DZ 15055-A
62/63	X	"From 5/1/62"		1	
15063 ADAPTER - CIGAR LIGHTER SOCKET					
62/64	A		1	C3AZ 15063-A	
15067 COVER - INSTRUMENT PANEL CIGAR LIGHTER OPENING					
62/64	B		1	C2OB 15067-A	
60/63	X		1	C0DF 15067-B	
64/	X		1	C4DZ 15067-A	
60/64	B,X	Nut (cover to instrument panel)-3/16"spring	1	45052-ST (M119)	
		Flatwasher-7/32" x 1.08"	1	357577-S8 (XX79)	
15200 LAMP ASSY. - FOG					
60/	A, B, S, X-with 12 volt system	Road lamp-frt, bumper or splash pan mount-clear lens includes (1) C5RA 15370-A washer	2	C5RZ 15200-A	
60/	A, B, S, X-with 12 volt system	Fog lamp-frt, bumper or splash pan mount-amber lens includes (1) C5RA 15370-A washer	2	C5RZ 15200-B	
15A214 SWITCH and WIRE ASSY. - FOG LAMP					
60/	A, B, S, X-with 12 volt system	Used with utility fog or road lamp	1	C5AZ 15A214-A	
15220 BULB - FOG LAMP					
60/	A, B, S, X	Amber lens-lamp Industry No. 4415A	2	FDU 15220-B	
15266-7 BRACKET - FOG LAMP MOUNTING					
60/	A, B, S, X-with 12 volt system	Used with utility fog or road lamp	2	C5RZ 15266-A	
15A300 WIRE ASSY. - SPOTLIGHT FEED -improvise from B6A 14296-C Wire					

FORD CAR PARTS

SECTION 150

779

YEAR	MODEL	DESCRIPTION	QTY.	PART NUMBER
15330 BULB - SPOTLIGHT - SEALED BEAM				
60/60/	A, B, X S	4, 4" diameter-(12 volt)-type No. 4405	1or2 1or2	B6A 15330-B
15A494 REINFORCEMENT - BACK-UP LAMP				
60	A		2	★C0AF 15A494-C
15500 LAMP ASSY. - BACK UP				
64	S	R. H. L. H.	1 1	C4SZ 15500-A C4SZ 15500-B
15A505 WIRE ASSY. - BACK-UP LAMP GROUND - Improve from B6A 14296-C wire				
15506 WIRING ASSY. - BACK-UP LAMP SWITCH TO BACK-UP LAMP - Unless listed - Improve from B6A 14296-C wire				
62/63	X(59, 66, 71, 78)	40.00" long-extension	1	C2DZ 15506-A
60/62	A(71)	Clip (wiring to L. H. mounting bracket reinforcement of dash panel)	1	372046-S100
61/62	A	Wiring to flange of fuel tank	1	(GG186)
60/62	A(71)	Grommet (wiring thru L. H. quarter panel lower extension to rear floor cross sill)	1	★352808-S
61	A (58, 59, 64, 71E, F, H, 76)	Screw (wiring to tailgate or rear floor sill)-No. 8-15 x 1/2"	1or2	52726-S13(U381)
60/64	X(59, 66, 71, 78)	Clip	1or2	359548-S100 (GG144)
60/62	A	Clip (wiring to tail gate inside panel)	2	372866-S100(GG89)
62	A (54B, 62B, 71B, C, D)	Clip(wiring to L. H. frame s/member reinf.)	1	371645-S100 (GG210M)
15A506 RING - BACK-UP LAMP MOUNTING				
61/62	A		2	C1AF 15A506-A
62/64	B		2	
63	X	Screw(ring, body and pad to lens)-No. 4-24 x 1/2"	6	★42922-S8B
15A507 BRACKET - BACK-UP LAMP MOUNTING				
61/63	S		2	C1SF 15A507-A
		Nut (bracket & back-up lamp to bumper)-1/4"-20	4	★45252-S7
15510 GASKET - BACK-UP LAMP LENS				
60	A	Sponge Neoprene	2	C0AF 15510-C
61/63	S		2	C1SF 15510-A
64/	S		2	C4SZ 15510-B
60/62	X		2	C0DB 15510-A
63	X(59, 66, 71, 78)		2	
15511-2 BODY and SOCKET ASSY. - BACK-UP LAMP				
60	A		2	C0AF 15511-C
61	A		2	CIAB 15511-A
62	A	Includes attaching parts	2	C2AZ 15511-A
62/64	B		2	
63	X(54, 62, 63, 76)		2	
61/63	S		2	C2SZ 15511-A
64	S	R. H. L. H.	1 1	C4SZ 15511-B C4SZ 15512-B
60/62	X		2	C2DZ 15511-A
63	X(59, 66, 71, 78)		2	
61/62	A	Screw (body to lens & mtg. ring)-No. 4-24 x 1/2"	6	52722-S8B
62/64	B		6	(U376A)
63	X(54, 62, 63, 76)		6	
61/63	S	Nut (body & socket to bumper)-1/4"-20	4	45234-S7(M179)
60/63	X	Nut (body to lower back panel)-No. 10-24	4	34053-S8(M156)

YEAR	MODEL	DESCRIPTION	QTY.	PART NUMBER
15513 DOOR ASSY. - BACK-UP LAMP				
64	S	"Before 1/6/64"	Includes attaching parts	2 C4SZ 15513-A
64/	S	"From 1/6/64"	Includes attaching parts	2 C4SZ 15513-B
64	S		Screw (door, lens, gasket and lamp body to lower back panel)-No. 8-18 x 1.12"	4 ★376504-S
64	S		Nut-No. 8-15 spring	4 45131-S2(M124)
15514 LENS - BACK-UP - Also Refer to Group 13450				
60	A			2 C0AF 15514-C
60	S			2 C0SF 15514-C
61/63	S			2 C1SF 15514-A
64	S	"Before 1/6/64"	Includes attaching parts	2 C4SZ 15514-A
64/	S	"From 1/6/64"	Includes attaching parts	2 C4SZ 15514-B
60/62	X			2 C0DB 15514-A
63	X(59, 66, 71, 78)			2
60	A		Screw (lens & gasket to body)-No. 8-32 x 5/8"	4 371809-S100(UU76)
64	S	"Before 1/6/64"	Screw (lens & gskt, to lamp body)-No. 8-15 x .75"	4 376328-S(UU67G)
61/63	S		Screw (lens to body)-No. 8-32 x .75"	4 372856-S100(UU79)
64	S	"From 1/6/64"	Screw (lens & gskt, to lamp body)-No. 8-15 x 3/8"	4 ★53016-S40
60/63	X		Screw (lens to body)-No. 6-32 x 1.18"	4 374975-S(UU67D)
15A515 WIRING ASSY. - BACK-UP LAMP FEED JUMPER				
62/63	X(59, 66, 71, 78)		27.00" long-cut from B6A 14296-C wire	1 ★C2DB 15A515-A
			Clip (wiring to tailgate inside panel)	2 ★372303-S100
15517 BRACKET - BACK UP LAMP SWITCH MOUNTING				
60/61	A-with S/T or O/D	"Before 9/16/60"		1 C0AF 15517-C
61	A-with S/T or O/D	"From 9/16/60"		1 ★C1AF 15517-A
62	A-with S/T or O/D			1 C2AZ 15517-A
63/64	A(except 57C, 63C, 65B, 76B)-with S/T or O/D		Bracket	1 C3AZ 15517-A
63/	B-with S/T or O/D			1
63/64	A(except 57C, 63C, 65B, 76B)-with S/T or O/D		Clamp	1 C3AZ 15517-C
63/	B-with S/T or O/D			1
62	B-with S/T or O/D			1 C2OZ 15517-A
60/64	X-with F/M			1 C1KF 15517-A
60/	X-with S/T			1
60/	X-with S/T or F/M		Clamp(bracket to gear shift assembly)	1 8A 8287
63/	B-with S/T or O/D		Screw (bracket to gear shiftassy.)-No. 8-32 x 3/8"	2 40917-S8(U257)
63/64	A(except 57C, 63C, 65B, 76B)-with S/T or O/D		Screw (bracket to clamp)-No. 10-32 x 1/2"	1 27081-S8(U175)
			Screw (switch to steering gear tube)-No. 10-16 x 3/8"	2 42120-S8(U248)
15520 SWITCH - BACK UP LAMP - Also refer to groups 7A217 & 7A247 for Automatic Transmissions				
60/	A(exc. 57C, 63C, 65B, 71G, H, 75C, 76B)-with S/T or O/D		With 7/16"-20 thread	1 C0AZ 15520-A
62/	A-with 4 speed trans.		With 1/2"-20 thread	1 C2AZ 15520-E
62/	B-with S/T or O/D		With 7/16"-20 thread	1 C0AZ 15520-A
63/	B(8 cyl.)-with 4 speed trans.		With 1/2"-20 thread	1 C2AZ 15520-E
60	S-with S/T or O/D		With 7/16"-20 thread	1 1H 15520-A
60/62	X-with F/M		With 7/16"-20 thread	1 C0AZ 15520-A
60/	X-with S/T			1
62/	X-with 4 speed Borg Warner trans.		With 1/2"-20 thread	1 C2AZ 15520-E
64/	X-with 4 speed Ford transmissio			1 C4DZ 15520-A

FORD CAR PARTS

SECTION 150

781

YEAR	MODEL	DESCRIPTION	QTY.	PART NUMBER
15520 SWITCH - BACK-UP LAMP - continued - Also refer to Groups 7A217 & 7A247 for Automatic Trans.				
60/62	A-with S/T or O/D	Clip(wiring to L. H. frame side member)	1	372046-S100 (GG186)
		Nut (switch to mounting bracket)-7/16"-20	1	34690-S8 (M34)
		Lockwasher-7/16"	1	34808-S8(X67)
62/	A, B, X(4 speed trans.)	Nut (switch to trans. gear shift lever)-1/2"-20	1	33943-S8(M36)
		Lockwasher-1/2"	1	*34944-S7
62	A (71B, C, D)	Grommet (switch wiring thru R. H. & L. H. lower extension quarter pillar to rear floor cross sill)	1	*352808-S32
62/	A	Clip (switch wiring to frame No. 2 cross member or front floor pan)	1or2	371645-S100 (GG210M)
62	A(71B, C, D)	Grommet(wiring thru lower extension filler quarter panel to rear floor cross sill)	1	*353555-S
63	A(64B, 62B, 71B, C)		2	
63	A(exc. 65B, 76B)-S/T or O/D, B(S/T or O/D)	Screw (switch to mtg. brkt.)-No. 10-32 x 1/2"	1	*54653-S8
64	A(exc. 57C, 63C, 76B)-S/T or O/D, B(S/T or O/D)	Screw (switch to mtg. brkt.)-No. 12-11 x 5/8"	1	42135-S8(U253)
63	B-with 4 speed trans.	Screw (wiring & clip 377846-S to floor pan)-No. 10-16 x 1/2"	1	42120-S8(U248)
		Clip	1	*377846-S
63	B-with 4 speed trans.	Clip (wiring to L. H. cowl side panel)	2	372046-S100 (GG186)
15525 WIRE ASSY. - BACK UP LAMP SWITCH TO LAMP FEED - Unless listed - improvise from B6A 14296-C wire				
60/64	X-with F/M		1	C1KF 15525-B
15A532 WIRE ASSY. - BACK UP LAMP SWITCH TO REAR LAMP FEED EXTENSION -Not supplied - improvise from B6A 14296-C wire				
15533 GASKET - BACK UP LAMP TO BODY				
62	A		2	C2AB 15533-A
62/64	B		2	
63	X(54, 62, 63, 76)		2	
64/	S		2	C4SZ 15533-B
60/62	X		2	C0DB 15533-A
63	X(59, 66, 71, 78)		2	
15536 WIRE ASSY. - BACK-UP LAMP SOCKET				
60	A		1	C0AF 15536-A
61	A		2	C2AZ 15536-A
62	A(except 65B, 76B)		2	
63/64	A		2	C3DZ 15536-A
64	B(except 71)		2	C3DZ 15536-A
62/63	B		2	C3OZ 15536-A
64	B(S/W)		2	
60	S		1	B9MF 15536-A
63	X(54, 62, 63, 76)		2	C3DZ 15536-A
64/	X		2	
15540 ACTUATOR - BACK-UP LAMP SWITCH				
63/64	A (except 57C, 63C, 65B, 71G, H, 75C, 78B)-with S/T or O/D		1	C3AZ 15540-B
63/	B-with S/T or O/D		1	
15583 WIRING and SWITCH ASSY. - EMERGENCY WARNING FLASHER				
64	A	Must be used with C6AZ 13350-A flasher	1	C4AZ 15583-A
15B590 SWITCH and WIRING ASSY. - EMERGENCY WARNING FLASHER - Also refer to group 13A350				
64	S		1	C4SZ 15B590-A
15610 MOTOR ASSY. - PACKAGE TRAY ACTUATING				
60	S(76A)	Slotted shaft-package tray adjusting	1	B9A 15610-A

YEAR	MODEL	DESCRIPTION	QTY.	PART NUMBER
15A650 WIRE ASSY. - MAP LAMP GROUND				
61	S	6.00" long-cut from B6A 14296-C wire	1	★C1SF 15A650-A
		Screw & washer(wire to instrument panel)- 1/4-20 x 3/8"	1	42741-S7(U2)
		Nut-1/4"-20	1	33920-S8(M25)
15A657 WIRING ASSY. - TOP CONTROL SWITCH				
64	A(76)		1	C4AZ 15A657-A
61/62	S(76A)		1	C1SF 15A657-A
63	S(76A)	Not used when unit equipped with electric windows	1	C3SZ 15A657-A
		Screw-No. 10-12 x 5/8"	1	42134-S8(U249)
		Screw (wiring & clip 376189-S to cowl top inner panel)-No. 10-16 x 1/2"	1	42120-S8(U248)
		Clip	1	★376189-S
15A659 WIRING ASSY. - TOP CONTROL				
60	S(76A)	Must be used with 12 relay panel assy. together with B9SF 15A659-A or C0SF 15A659-A	1	★C0SF 15A659-D
60	S(76A)	"Before 5/15/60"	1	★C0SF 15A659-A
60	S(76A)	"From 5/15/60"	1	★C0SF 15A659-E
61/63	S(76A)	Used with 12 relay panel assy.	1	C1SZ 15A659-A
64/	S(76)		1	C5SZ 15A659-A
60/63	S(76A)	Clip (wiring to rear seat back reinforcement)	1	372049-S100 (GG208)
60	S(76A)	Screw(wiring to rear floor pan)-No. 14-14 x 1/2"	3	31497-S8(U254)
61/	S(76A)	Screw (wiring to motor & pump assy. panel)	2	
60	S(76A)	Lockwasher-1/4"	3	34905-S7(X97)
60	S(76A)	Clip (wiring to rear floor pan)	3	358350-S(GG172)
61/	S(76A)	Clip (wiring to motor & pump assy. panel)	2	
61/	S(76A)	Clip (wiring with bolt that attaches R. H. top control support bracket to rear floor pan)	1	
60	S(76A)	Clip (wiring to R. H. roof hinge bolt)	1	356628-S(GG175)
60		Clip (wiring to rear floor pan)	1	
60	S(76A)	Clip (wiring to lower back panel)	2	372046-S100
60	S(76A)	Clip(wiring to R. H. rear quarter inside panel)	2	(GG186)
61/	S(76A)	Clip (wiring to top control relay mounting panel)	2	357955-S(GG166)
63	S(76A)	Screw (wiring & clip 377793-S to luggage com- partment door lift arm shield)-No. 10-12 x 1/2"	2	42127-S7-8(U248C)
63	S(76A)	Screw (wiring & clip 376932-S to rear seat back support to floor R. H. strainer)	1	
		Clip	2	★377793-S
		Clip	1	★376932-S
15B659 MOTOR ASSY. - UPPER BACK PANEL LIFT - Also refer to group 15690				
61/63	S(76A)		1	C1SF 15B659-A
15B660 ACTUATOR - TOP CONTROL ERECT SWITCH				
61/63	S		1	★C1SF 15B660-B
		Screw(actuator to top folding rail)-No. 8-32 x 3/8"	2	★40904-S8
		Lockwasher-No. 8	2	34938-S7(X85)
15B665 BRACKET & ACTUATOR ASSY. - TOP CONTROL RETRACT - Also refer to group 15A694				
61/63	S(76A)	Used with C1SF 15A678-A switch	1	C1SF 15B665-A
15A666 WIRE ASSY. - TOP CONTROL CIRCUIT BREAKER TO STARTING MOTOR RELAY				
60	A(76)	51.50" long-cut from B3A 14296-A wire	1	★C0AF 15A666-A
60	A	Used with electric window regulator & seats	1	
60	A	Nut-No. 10-32	AR	34079-S7(M163)
		Lockwasher-No. 10	AR	34803-S7(X60)
15B666 SHIELD - TOP CONTROL RETRACT SWITCH				
61/63	S(76A)		1	★C1SF 15B666-A

FORD CAR PARTS

SECTION 150

783

YEAR	MODEL	DESCRIPTION	QTY.	PART NUMBER
15668 SWITCH ASSY. - TOP CONTROL - Also refer to group 14529				
60/61	A(76)	3 terminals	1	C0AF 15668-A
62	A (76A)		1	C2AB 15668-A
63/64	A (76)	"Before 2/20/64"	1	C3DZ 15668-A
63/64	A(71)	Tailgate window	1	
60	S(76A)		1	C0SF 15668-A
61/62	S (76A)		1	C1SF 15668-A
63	S (76)		1	C3SZ 15668-A
64/	S(76)		1	C4SZ 15668-B
64/	S(76)	Nut (switch to console panel)-3/16"	2	371105-S7(MM289)
63	X(76)	Tailgate window	1	C3DZ 15668-A
63	X(59, 71, 78)	Tailgate window	1	
64	X(76)		1	C4DZ 15668-A
64	X(59, 71, 78)	Tailgate window	1	
15A668 WIRING ASSY. - TOP CONTROL RELAY TO CIRCUIT BREAKER				
62/64	A (76A)-with 4 speed transmission	#C1AB 15A668-A	1	C2AZ 15A668-A
63/64	A (76)-except 4 speed transmission	#C3AB 15A668-A	1	C3AZ 15A668-A
63	X (76)		1	C3DZ 15A668-A
64/	X(76)		1	C4DZ 15A668-A
63	X(76)	Clip (wiring to R. H. inner cowl side panel)	2	372047-S100
		Clip (wiring to rear seat back to floor strainer)	2	(GG217)
		Clip (wiring to floor side member to wheel-house upper R. H. gusset)	3	
		Clip (wiring to floor side outer R. H. member)	1	
63	X	Strap(wiring to instru. panel to dash panel brace)	2	376914-S(YY2)
		Strap (wiring to cowl side panel)	4	
63	X	Clip (wiring to R. H. body rocker panel)	4	377864-S(GG230)
		Clip (wiring to outer floor side member)	4	
63	X	Clip (wiring to L. H. top fold of glove compt.)	1	*378216-S
15A669 WIRE ASSY. - TOP CONTROL CIRCUIT BREAKER TO TOP CONTROL RELAY -				
Improvise from 14296 wire-also refer to groups 14A200 & 14678				
61/62	A (71, 76)	Grommet (wiring thru dash panel)	1	353626-S(KK1)
		Nut (wiring to circuit breaker)-No. 10-32	1	34079-S7(M163)
		Lockwasher-No. 10	1	34803-S7(X60)
15A670 NUT - TOP CONTROL BEZEL - Also refer to groups 10852, 14A122 & 14A124				
60/62	A (76)		1	C0AF 15A670-A
63	A (76)		1	C3AZ 15A670-A
63	A(71)-tailgate window		1	
63	S (76A)		1	C3SZ 15A670-A
64	A(71)-Tailgate window		1	
15672 RELAY ASSY. - TOP CONTROL OR ELECTRIC SEAT				
60	S (76A)	Top control or luggage compartment solenoids-3 contact posts	1or2	B9SF 15672-A
60/63	S (76A)	Top control erect or retract - 2 contact posts	1or2	C0SF 15672-D
		Luggage compartment open or closed	1or2	
		Luggage compartment lock or unlock	1or2	
		Top control tray erect or retract	1or2	
60	S (76A)	R. H. -with mounting bracket- 3 contact posts	1	C0SF 15672-A
		L. H.	1	C0SF 15672-C
61/63	S (76A)	3 contact posts	6	C1SF 15672-A
64/	S(76)		2or4	
64/	S(76)		2or4	C2VY 15672-A
60	S (76A)	Screw (relay to panel)-No. 10-32 x 1/2"	10	357456-S13(UU43)
60	S (76A)	Screw (relay to panel)-No. 10-32 x 1/2"	2	*51766-S8
		Screw (relay to panel)-No. 10-32 x 1/4"	3	*41673-S7
15A672 SWITCH ASSY. - TOP CONTROL TRAY RETRACT - Also refer to groups 15A678 & 15A695				
60	S (76A)		1	B9SF 15A672-A
15A673 BRACKET - TOP CONTROL ERECT SWITCH MOUNTING				
60	S (76A)		1	*B9SF 15A673-A
		Screw (brkt. to upper back panel limit switch)-No. 6-32 x 1/4"	2	*50625-S8

Identification marking

YEAR	MODEL	DESCRIPTION	QTY.	PART NUMBER
15674 KNOB ASSY. - TOP CONTROL - Also refer to group 17513				
62	A (65B, 76B)	Top control, Fresh Air heater R. H. air control or windshield wiper control knob	3	C2MY 15674-A
60	S (76A)		1	FDK 15674-A
64/	X(76)		1	C4DZ 15674-A
64/	X(59, 71, 78)	Tailgate window	1	
		Screw (knob to switch) No. 8-32 x .18"set	1	358812-S2(UU21)
15A674 SWITCH ASSY. - TOP CONTROL LIMIT				
60	S (76A)	Top and Tray erect	1 or 2	C0SF 15A674-A
61/63	S (76A)	"From 3/15/61" Upper back panel limit	1	C2SZ 15A674-A
64/	S(76)	Upper back panel limit	1	C5SZ 15A674-A
61/63	S(76A)	Screw (switch to R. H. hinge brkt.) - No. 8-32 x 1/4"	2	*42720-S7
61/63	S (76A)	Screw (switch to R. H. & L. H. hinge assembly) - No. 8-32 x 3/8"	4	31061-S8(U50)
		Lockwasher - No. 8	4	34938-S8(X85)
15676 BRACKET - TOP CONTROL SWITCH MOUNTING				
60/63	Convertible		1	C0AF 15676-A
60	S (76A)	Bolt (brkt. to instrument panel) - 1/4" - 20 x 5/8"	2	20324-S8(B41)
60	S (76A)	Lockwasher - 1/4"	2	34805-S8(X62)
60	S (76A)	Nut - 1/4" - 20	2	33795-S7(M49)
15A677 BRACKET - TOP PACKAGE TRAY RETRACT SWITCH MOUNTING				
60	S (76A)		1	*B9SF 15A677-A
		Screw (brkt. to erect switch) - No. 6-32 x 1/4"	2	*50625-S8
15A678 SWITCH ASSY. - TOP CONTROL RETRACT LIMIT - Also refer to groups 15A672, 15A695				
61/63	S (76A)		2	C1SF 15A678-A
61/63	S(76A)	Screw (switch to upper back panel limit switch mounting bracket or top control switch mounting bracket No. 8-32 x 1/4"	2 or 4	*50626-S8
61/63	S(76)	Clip (attaches wire leads with screw that attaches top control retractable bracket and switch assembly to top control support bracket)	1	*372077-S100
15A681 SWITCH & BRACKET ASSY. - TOP CONTROL ERECT				
61/63	S(76)		1	C2SZ 15A681-A
64	S(76)		1	C4SZ 15A681-A
61/63	S(76)	Clip (attaches wire leads with bolt that attaches top control support bracket to rear floor pan)	1	353547-S2(GG173)
61/	S(76)	Screw (switch & bracket to top control bracket) - No. 8-32 x 3/8"	2	*40904-S8
		Lockwasher - No. 8	2	34938-S8(X85)
15A682 VALVE ASSY. - TOP CONTROL SOLENOID				
60/63	S (76A)		3	B9SF 15A682-A
63/	S(76)		3	C3SZ 15A682-A
64	A(76)		1	
15A683 WIRING ASSY. - CIRCUIT BREAKER TO TOP CONTROL SWITCH				
60	S (76A)	8, 0" long-cut from B6A 14296-C wire	1	*B9SF 15A683-A
15A685 PANEL - TOP CONTROL RELAY MOUNTING				
60	S (76A)		1	*C0SF 15A685-A
61/	S(76)		2	C1SF 15A685-B
15A686 SPACER - TOP CONTROL RELAY PANEL MOUNTING				
60	S (76A)		1	*B9SF 15A686-A
		Screw (spacer & relay panel to rear floor pan) - No. 14-10 x 1 11/32"	1	359029-S8(UU85)
		Flatwasher - 1/4"	1	358662-S (XX87)

FORD CAR PARTS

SECTION 150

785

YEAR	MODEL	DESCRIPTION	QTY.	PART NUMBER
15A687 BUS BAR - TOP CONTROL RELAY				
60	S (76A)		1	★B9SF 15A687-A
61/63	S (76A)	3.17" long	2	★C1SF 15A687-B
64/	S(76)	Not supplied-Improvise	1	★C4SB 15A687-A
60	S (76A)	Screw (bus bar to relay)-No. 8-32 x 5/8"	10	★41580-S8
61/62	S (76A)	Screw (relay to brake pedal support)-1/4"-20x5/8"	1	★39894-S
61/62	S (76A)	Clip (attaches wire leads with bolt that attaches luggage compartment door lock motor and bracket to inside of door panel)	1	353547-S2(GG173)
61/	S(76)	Screw (bus bar to relay)-No. 8-32 x 3/8"	8	★51755-S8
15A688 RELAY ASSY. - TOP CONTROL NEUTRAL - Also refer to group 14512				
60/63	S (76A)	"Before 9/15/62"	1	C0SF 15A688-A
		Screw(relay to R.H. outer cowl panel)- No. 14-14 x 1/2"	2	31497-S8 (U254)
		Lockwasher-1/4"	2	34905-S7 (X97)
15A689 WIRING ASSY. - TOP CONTROL CIRCUIT BREAKER TO SEAT REGULATOR BREAKER				
60	S (76A)-with electric windows or seats	8.50" long-cut from B6A 14296-C wire	1	★B9SF 15A689-A
15690 MOTOR ASSY. - LUGGAGE COMPARTMENT DOOR LOCK - Also refer to groups 15B659 & 15790				
64/	S(76)	Upper back finish panel lift	1	C6VY 15690-A
15A691 INSULATOR - TOP CONTROL CIRCUIT BREAKER STUD				
60	S (76A)	Plastic-located on firewall	2	C0SF 15A691-A
63	A		4	
63/	B(71)-tailgate window		1	
63/	B	Generator field and ground terminals	2	
15A692 BRACKET - TOP CONTROL UPPER BACK PANEL LIMIT SWITCH ACTUATOR				
61/63	S (76A)	Located on R. H. deck hinge	1	C1SZ 15A692-A
60	S (76A)	Screw (brkt. to R. H. hinge)-No. 8-32 x 5/8"	2	★41580-S8
60	S (76A)	Lockwasher-No. 8	2	34938-S8 (X85)
		Screw (bracket to R. H. hinge assy.)-No. 8-32 x 1/4"	2	★42720-S7
15A694 ACTUATOR - TOP CONTROL SWITCH LIMIT - Also refer to group 15B685				
64/	S(76)		2	C4SZ 15A694-A
15A695 BRACKET and SWITCH ASSY. - TOP CONTROL RETRACT - Also refer to groups 15A672 & 15A678				
64/	S(76)		1	C4SZ 15A695-A
15A696 ACTUATOR - UPPER BACK FINISH PANEL LIMIT SWITCH				
61/63	S (76A)		1	C1SZ 15A696-B
		Screw & washer (actuator to R.H. hinge)- No. 8-32 x 1/4"	2	★42720-S7
15A698 BRACKET - UPPER BACK FINISH PANEL LIMIT SWITCH MOUNTING				
61	S (76A)	"Before 11/15/60"	1	C1VF 15A698-A
61/63	S (76A)	"From 11/15/60"	1	★C1SB 15A698-A
15A700 ENGINE or TRUNK COMPARTMENT LAMP KIT				
60/	A, B, S, X	12 volt	1or2	C2RZ 15A700-A
15715 SWITCH ASSY. - ROOF FRONT LOCK LIMIT				
60	S(76A)	R.H. -use as luggage compartment door lock limit switch	1	B8A 15715-A
60	S(76A)	Screw (switch to luggage compartment door lock nut mounting bracket)-No. 6-32 x 1/4"	2	★26456-S13
		Lockwasher-No. 6	2	34937-S7 (X84)
15765 BRACKET - TOP CONTROL LIMIT SWITCH ACTUATOR				
64/	S(76)		1	C4SZ 15765-A

YEAR	MODEL	DESCRIPTION	QTY.	PART NUMBER
15790 MOTOR and BRACKET ASSY. - ROOF FRONT LOCK				
60/64	S(76)	Convertible top latch	1	B7A 15790-A
60	S (76A)	Screw & washer (motor to luggage compt. door lock motor mtg. brkt.) No. 6-32 x 1/4"	4	355032-S7(BB51)
15800 HOUSING ASSY. - TRANSMISSION GEAR SHIFT INDICATOR LAMP				
60	S-with C/M		1	★B8A 15800-A
61/63	S-with C/M		1	C3SZ 15800-A
15A800 WIRE ASSY. - TRANSMISSION CONTROL SELECTOR INDICATOR LAMP GROUND - Improve from B6A 14296-C wire				
15A801 LAMP ASSY. - TRANSMISSION CONTROL SELECTOR				
60/	A, B, X-with unlighted prism	Kit-(1) wire & socket (1) instruction sheet No. 1676	1	C1RZ 15A801-A
63/64	A		1	C3AZ 15A801-A
60	S		1	★B9SZ 15A801-A
61/64	S		1	C3SZ 15A801-A
60/62	S	Screw (lamp to selector lever socket)- No. 8-32 x 1/4"	1	26457-S7 (U167)
		Lockwasher-No. 8	1	34802-S7 (X59)
15805 DIAL - TRANSMISSION GEAR SHIFT INDICATOR - Also refer to groups 7B033, 7A213				
60/61	A-with F/M		1	C0AF 15805-A
62	A (except 65B, 76B)-with F/M		1	
60	A-with C/M		1	★C0AF 15805-B
60	S-with S/T or O/D		1	C0SS 15805-A
60	S-with C/M		1	C0SS 15805-C
60/64	X, B-with F/M	Replaced by C3YY 7B033-A (12-64)	1	★C0DF 15805-A
62/	B	Screw (dial to steering column tube flange)-	2	50386-S13(U119)
60	S	Screw (dial to steering tube flange)-	1	★354801-S8
60/62	X	No. 6-32 x .56"	1	
61/62	A(except 65B, 76B)	Nut (dial to steering column opening cover)- 3/32" spring	2	★374136-S2
62/	B	Screw (dial to steering column tube flange)- No. 6-32 x 5/16"	2	381761-S(U81JA)
63	X	Screw (dial to steering column tube flange)- No. 6-18 x 3/8"	2	★52718-S8
15809 MASK - TRANSMISSION CONTROL SELECTOR INDICATOR DIAL				
60	S-with C/M		1	★ FDK 15809-A
15A811 SHROUD ASSY. - TRANSMISSION SELECTOR INDICATOR LAMP				
62/64	A(57C,63C,65B,71G,H,75C,76B)-8 cyl. with floor shift		1	C2AZ 15A811-A
15815 RETAINER - TRANSMISSION CONTROL SELECTOR INDICATOR LAMP HOUSING				
60	S		1	★B8S 15815-A
61/63	S		1	★C1SZ 15815-B
60	S	Screw (retainer to housing)-No. 6-32 x 1/4"	1	★51550-S8
		Screw (retainer to housing)-No. 6-20 x 1/4"	1	★52773-S8
15A851 SWITCH and BRACKET - PARKING BRAKE SIGNAL				
61/64	A		1	C2AZ 15A851-A
64	B, X		1	C4DZ 15A851-A
61	S		1	C1SF 15A851-A
63	S		1	
		Screw (switch & bracket to signal switch mounting bracket)-No. 10-24 x 3/8"	1	40905-S7(U258)
15A852 PARKING BRAKE SIGNAL LAMP KIT				
64/	X		1	C4DZ 15A852-A
Consists of				
1-C4DZ 10A841-A		Lamp & wiring	1-C4DZ 15A851-A Switch & bracket	
1-Instruction sheet-No. 1146 (Falcon) & 1311(Mustang)				
15873 HOUSING ASSY. - ROOF RETRACT SWITCH				
60	S(76A)		1	★B7A 15873-A
		Pin (actuating lever to housing)-3/16" x 1 5/8"	1	★354880-S

Included in this index are the following major groups in the order shown below:

FENDERS and Related Parts

HOOD and Related Parts

INDEX

SECTIONS 160 and 161 - FENDERS and RELATED PARTS

PART NAME	GROUP NUMBER	PART NAME	GROUP NUMBER
Apron (front fender)	16054-5	Reinforcement (front fender apron & rad. support upper)	16B048
Brace (fender apron & radiator support)	16D032	Reinforcement (front fender apron & rad. support upper outer)	16B028-9
Brace (fender apron to cowl)	16298	Reinforcement (front fender apron to rad. support)	16142
Brace (front fender apron to dash)	16A052-3	Retainer (front fender lower front moulding)	16A226
Brace (front fender to apron and radiator support)	16A023-4	Retainer (front fender lower rear moulding)	16A202
Brace (radiator support)	16152-3	Retainer (front fender moulding)	16A076
Bracket (fender apron & radiator support brace)	16D024	Retainer (front fender side moulding rear)	16A029
Bracket (fender apron to cowl top brace)	16D026	Seal (front apron shield)	16240
Bracket (fender to pillar)	16C194-5	Seal (front fender)	16A572
Bracket (front fender rear reinforcement)	16C118-9	Seal (front fender apron to fender)	16A058
Bracket (front fender to front fender apron)	16A204-5	Seal (front fender splash shield)	16A582
Cover (fender moulding access)	16C062	Seal (front fender to bumper)	16304-5
Extension (fender front)	16A168-9	Seal (front fender to cowl)	16126
Extension (fender apron & radiator support)	16C152-3	Seal (front fender to front body pillar)	16246
Extension (fender rear splash shield-upper)	16B572-3	Seal (radiator support to hood)	16A238
Fender (front)	16005-6	Shield assy. (crossmember to bumper splash)	16F550
Front end assy.	16000	Shield assy. (crossmember to side rail splash)	16F552
Member (front apron to cowl side)	16B034-5	Shield (front fender splash)	16102-3
Moulding (fender grille opening)	16D014-5	Shield (front splash)	16A573-4
Moulding (front fender)	16003-4	Shield (rear bumper splash)	16D556-7
Moulding (front fender front)	16B124-5	Shield (rear wheel splash)	16280-1
	16160-1	Spacer (fender to body pillar)	16A120
Moulding (front fender-lower)	16C068-9	Spacer (front fender front extension)	16B122
Moulding (front fender lower front)	16A092-3	Spacer (front fender to cowl top)	16C094
Moulding (front fender lower rear)	16A186-7	Stud (front fender cowl top spacer)	16C092
Moulding (front fender side)	16A128-9	Support (radiator & front apron)	16138
Moulding (front fender side upper)	16036-7	Weatherstrip (front fender apron)	16170-1
Moulding (front fender upper)	16A190-1	W/Strip (front fender apron to frame front)	16B024
Moulding (front fender wheel opening)	16038-9	Weatherstrip (front fender apron to frame-rear)	16254-5
Ornament (frt. fender)	16178-9	Weatherstrip (front fender front splash shield)	16A566-7
	16228-9	W/Strip (front fender front splash shield upper)	16A577
Panel (front fender side finish)	16410-1	Weatherstrip (front fender rear splash shield)	16C566
Plate (fender apron to cowl top bracket)	16D028	W/Strip (front fender rear splash shield inner)	16567
Plate (front fender name)	16098	Weatherstrip (front fender splash shield)	16C558
Rail (front fender outside finish)	16250-1		16554
Reinforcement (apron & radiator support side)	16B200-1	Weatherstrip (rear splash shield)	16C567
Reinforcement (front end to body)	16B098-9	Weatherstrip (upper splash shield)	16C552
Reinforcement (front end to dash)	16C166-7		

SECTION 166 - HOOD and RELATED PARTS

Bar (hood front ornament)	16B774	Extension (hood inner panel)-front	16494
Bracket (hood latch control cable)	16930	Extension (hood latch lever)	16825
Bumper (fender to hood)	16758	Extension (hood latch release lever)	16B756
	16763	Grille (hood front ornament)	16608
	16769		16A758
Bumper (hood latch cam)	16993	Guide (hood latch spring)	16927
Bumper (hood latch release)	16B710	Hinge (hood)	16796-97
Cable assy. (hood catch control)	16916	Hood	16612
Cable assy. (hood latch remote control)	16917	Hook (hood auxiliary catch)	16892
Cap (hood front ornament center)	16609	Housing (hood front ornament)	16B782
Clamp (hood catch control cable)	16877	Hood latch (dowel or hook)	16929
Clip (hood support rod retaining)-center	16A876	Insulator (hood)	16738
Clip (hood support rod retaining)-outer	16A878	Latch (hood)	16700-01
Emblem (hood)-front	16607	Letter (front)	16606
	16637	Lever (hood latch release)	16B708
Emblem (hood) see also Ornament			

INDEX

SECTION 166 - HOOD and RELATED PARTS - continued

PART NAME	GROUP NUMBER	PART NAME	GROUP NUMBER
Moulding (hood-front)	16958	Rod (hood latch control)	16742
Moulding (hood front)-lower	16856-57	Rod (hood support)	16826
Nut (hood latch dowel spring retaining)	16B750	Spring (hood auxiliary catch)	16897
Ornament assy. (hood top)	16850	Spring (hood hold down)	16789
Ornament (hood top)	16762	Spring (hood latch)	16925
Pad (emblem)	16675	Spring (hood latch cam)	16767
Pad (hood rubber)	16740	Spring (hood latch release)	16B714
Plate (hood auxiliary catch striker)	16918	Spring (hood latch release lever)	16772
Plate (hood auxiliary catch striker plate)	16A908	Spring (hood latch trigger)	16921
Plate (hood hinge)	16795	Spring (hood support rod)	16832
Reinforcement (hood latch hook)	16960	Support (hood bumper to cowl top outer panel)	16A670
Retainer (hood front emblem)	16644	Support (hood latch control rod)	16B700
Retainer (hood front moulding)	16A746	Support (hood latch dowel)	16707
Retainer (hood sound absorber)	16B706		16728

YEAR	MODEL	DESCRIPTION	QTY.	PART NUMBER
	16000 FRONT END ASSY.			
63	S	Does not include fenders, hood or grille	1	C3SZ 16000-A

16003-4 MOULDING - FRONT FENDER - (INCLUDES ATTACHING PARTS)

- A -

			QTY.	RIGHT HAND	QTY.	LEFT HAND
61	A(58E, 59C, 64F, 71H)		1	C1AB 16003-F	1	C1AB 16004-F
	A(58A, 64A)		1	C1AB 16003-D	1	C1AB 16003-D
	A(54A, 62A, 63A, 65A, 71E, 71F, 75A, 76B)		1	C1AB 16003-E	1	C1AB 16004-E
62	A(54, 62, 65, 71B-C-D, 75, 76)		1	C2AZ 16003-A	1	C2AZ 16004-A
63	A(54A, 62A, 63, 65, 71B-C, 75, 76)		1	C3AZ 16003-B	1	C3AZ 16004-B
64	A(54B, 62B)		1	C4AZ 16003-A	1	C4AZ 16003-A
	A(54A, 57B, 62A, 63B, 76A-Galaxie 500)	Includes "Galaxie 500" name plate	1	C4AZ 16003-E	1	C4AZ 16004-E
	A(71B-C)	"Country Sedan"	1	C4AZ 16003-F	1	C4AZ 16004-F
	A(57C, 63C, 76B)	"Galaxie 500 XL"	1	C4AZ 16003-G	1	C4AZ 16004-G
	A(54, 57, 62, 63, 71B-C, 76)	Lower	1	C4AZ 16003-H	1	C4AZ 16004-H

- B -

62	B		1	C2OZ 16003-A	1	C2OZ 16004-A
63	B(54A, 62A, 71D)		1	C3OZ 16003-A	1	C3OZ 16003-A
64	B(54A, 62A, 71D)		1	C4OZ 16003-A	1	C4OZ 16004-A
	B(54B, 62B, 65, 71B)	White	1	C4OZ 16003-B	1	C4OZ 16004-B
		Red	1	C4OZ 16003-C	1	C4OZ 16004-C
		Black	1	C4OZ 16003-D	1	C4OZ 16004-D

- S -

62	S	Lower-incl. in mldg. kit (20000)	1	C2SZ 16003-A	1	C2SZ 16003-A
64	S	Lower-incl. in mldg. kit (21048)	1	C4SZ 16003-A	1	C4SZ 16003-A

- X -

61	X(except 66A)	Front	1	C0DB 16A092-B	1	C0DB 16A093-B
		Lower	1	C0DB 16A186-B		C0DB 16A187-B
		Upper	1	C0DB 16A190-A	1	C0DB 16A191-A
62	X(except 66A)		1	C2DZ 16003-A	1	C2DZ 16004-A
64	X(54D, 62D, 66A, B, 71B, 71C)	51 5/8" long	1	C4DZ 16003-A	1	C4DZ 16003-A
	X(54B, 62B, 63, 66H, 76)	Lower-44" long	1	C4DZ 16003-B	1	C4DZ 16004-B
		Upper-44" long	1	C4DZ 16004-B	1	C4DZ 16003-B
65	B(54A, 62A, 71D)	Nut (moulding to fender)-No. 10-24			4	359806-S8 (MM291A)

FORD CAR PARTS

SECTION 160

789

YEAR	MODEL	DESCRIPTION	QTY.	PART NUMBER
16005-6 FENDER - FRONT - Drill holes as required				
- A -				
			QTY.	RIGHT HAND
			QTY.	LEFT HAND
60	A	Less (16A168-9)	1	C0AB 16005-K
61/62	A		1	C1AZ 16005-AE
63	A		1	C3AZ 16005-A
64	A		1	C4AZ 16005-A
- B -				
62	B		1	C2OZ 16005-B
63/64	B		1	C3OZ 16005-A
- S -				
60	S		1	B8S 16005-A
61/62	S		1	C1SZ 16005-F
63	S		1	C3SZ 16005-A
64	S		1	C4SZ 16005-A
- X -				
60/61	X		1	C0DB 16005-AJ
62/63	X		1	C2DZ 16005-C
64/	X		1	C4DZ 16005-B
YEAR	MODEL	DESCRIPTION	QTY.	PART NUMBER
64	A	Locknut (fender thru suppt. to apron)-5/16"-24	6	34393-S7(M98)
64	X	Locknut(fender to radiator support)	2	
64	X	Locknut(fender to radiator & fender apron)	6	
61/64	S	Locknut (front fender to front end)	2	
63	A	Flatwasher (fender thru rad. suppt. to apron) - 5/16"	2	44722-S8(X19)
61/64	S	Flatwasher (fender to body at cowl)	2	
63	X	Flatwasher (fender to body at rad. suppt.)	6	
62/64	B	Screw (fender to body at suppt.)-5/16"-24 x 7/8"	4	353483-S2(BB588)
62	B	Screw (fender to brace)	2	
63	X	Nut (fender to body at rad. suppt.)-5/16"-24	6	33798-S8(M62)
63	A	Nut (fender thru fender extension & rad. suppt. to apron)	2	
60/64	X	Nut-1/4"-20	4	33795-S7(M49)
60/64	A	Bolt (fender to body at cowl)-5/16"-24 x 1 1/8"	4	353483-S2(BB588)
60/64	A	Bolt (fender to hood hinge)	2	
60/64	X	Bolt (fender to body at radiator support)	AR	353483-S2(BB588)
60/64	X	Bolt (fender to body at cowl top panel bracket to apron)	AR	
60/64	X	Bolt (fender to body at apron)	10	
62/64	B	Bolt (fender to body at outer side member)	2	
62/64	A	Bolt (fender to apron)	6	
63/64	S	Bolt (fender to body at side member & cowl)	4	
63/64	S	Bolt (fender to front end at rad. support & hood opening)	14	
63	S	Bolt (fender to headlamp mtg. plate)	4	
63/64	A	Bolt (fender to body at rocker panel)	2	
63/64	X	Bolt (fender to body at cowl top)	2	
64	B	Bolt (fender to body at radiator support)	2	
64	S	Bolt (fender thru 16C122 spacer to body)	4	
64	X	Bolt (fender to rad. & fender apron)	6	
63	X	Bolt (hood bumper to body at apron)	4	
63	X	Bolt (fender to body at apron)	6	
61/64	A	Flatwasher (front fender to panel cowl top)-9/32"	2	★353372-S
62/64	B	Bolt (fender to apron)-5/16"-24 x 1"	12	20387-S8(B157)
62/64	B	Bolt (fender to cowl panel)	2	
63	B	Bolt (fender to body at support)	2	
60/64	A	Flat washer-5/16"	AR	44725-S8(X22)
64	B	Flatwasher (fender to rad. suppt. as shim)	AR	
63/64	X	Flatwasher (fender to floor side outer member)	AR	

YEAR	MODEL	DESCRIPTION	QTY.	PART NUMBER
	16005-6 FENDER - FRONT - continued	- Drill holes as required		
60/64	A	Nut-retainer (fdr. to body at rocker panel)-5/16"-24	2	352197-S8(XX146)
63	B	Nut-retainer (fender to body at side member)	2	
63	A	Nut-retainer (fender to body at rocker panel)	2	
60/64	A	Retainer (fender to pillar)	2	B5A 7650816-A
60	X	Retainer (fender to pillar)	4	
60/64	X	Flatwasher-1/2"	AR	44735-S8(X32)
60	X	Plug-button-1. 50"dia. -for access hole to fender bolt at floor side member	2	352285-S (PP5)
60	X	Screw & washer (fender to body at radiator support)-1/4"-20 x 5/8"	4	450880-S8
62/64	X	Flat washer (fender to body)-3/8"	AR	352981-S (XX143)
60/64	A	Nut-retainer (fender to front fender to cowl top mounting bracket)-5/16"-24	2	359952-S2(MM198)
60	A	Nut-retainer (fender to body at cowl)	2	
60	X	Nut-retainer	14	
61/64	S	Nut-retainer (fender to body at cowl) 5/16"-24	2	
		Nut-retainer (fender to front end)	12	
		Nut-retainer (fender to headlamp mtg. plate)	4	
61/64	A		6	
62/64	X	Nut-retainer (fender front to cowl top mtg. brkt.)	2	
61/64	X	Nut-retainer (fender to body at apron)	10	
62/64	B	Nut-retainer (fender to apron & side member)	12	
63/64	B	Nut-retainer (fender to body at support)	4	
64	B	Nut-retainer (fender to apron & side member assy.)	12	
64	S	Nut-retainer (fender to body at rad. suppt.)	4	
60/64	A	Nut (fender to body) -5/16"-24	AR	354299-S2(MM156)
60/64	X	Nut (fender to fender brace or body)	AR	
61/64	X	Nut (fender to front bumper stone)	6	
63/64	B, S	Nut (fender to body at pillar)	2	
61/64	S	Nut-retainer (fender to body at floor side ext.)-5/16"-24	2	359218-S2(MM210)
64	X	Nut-retainer (fender to body at pillar)	2	
61/64	S	"C" washer 5/16"-improvise	AR	373647-S8
62/64	A, B	"C" washer-5/16"-(fender to cowl panel)-use 44725-S8	AR	350722-S8
62/64	B	Lockwasher (fender to apron)-5/16" int. tooth	12	34906-S8(X98)
62/64	B	Lockwasher (fender to cowl panel)	2	
63	B	Lockwasher (fender to body at support)	2	
64/	S	Screw (fender-rear-to pillar)-No. 10-12 x 1/2"	2	42127-S8(U248C)
64	B	Screw (fender to body at outer floor side member)-5/16"-24 x 1 3/8"	2	353805-S2
64	B	Retainer (fender to outer floor side member to body)-5/16"-24	2	373617-S2 (MM200A)
63	A	Screw (fender to body at rocker panel)-5/16"-24 x 1 1/2"	2	20467-S7(B160)
63	A	Lockwasher (fender to body at rocker panel)-5/16"	2	356309-S7(XX299)
63	A	Screw (fender to cowl)-5/16"-24 x 1 1/2"	2	376739-S2
63	B	Nut-retainer (fender to body at support)-5/16"-24	2	376865-S2
	16D014-5 MOULDING - FENDER GRILLE OPENING - Also refer to Group 8196-7			
64	B	R. H. -includes attaching parts	1	C4OZ 16D014-A
		L. H.	1	C4OZ 16D015-A
	16A023-4 BRACE - FRONT FENDER TO FRONT APRON and RADIATOR SUPPORT			
	- A -			
61/64	A	R. H.	1	C1AZ 16A023-A
		L. H.	1	C1AZ 16A024-A
	- B -			
62/64	B	R. H.	1	C2OB 16A023-A
		L. H.	1	C2OB 16A024-A
	- X -			
60/61	X	R. H. - Not replaced	1	★C0DB 16A023-A
		L. H.	1	C0DB 16A024-A
62/63	X	R. H.	1	C3DZ 16A023-A
		L. H.	1	C3DZ 16A024-A

FORD CAR PARTS

SECTION 160

791

YEAR	MODEL	DESCRIPTION	QTY.	PART NUMBER
16A023-4 BRACE - FRONT FENDER TO FRONT APRON and RADIATOR SUPPORT - continued				
- X -				
64/	X	R. H.	1	C4DZ 16A023-A
		L. H.	1	C4DZ 16A024-A
60/64	A, X	Bolt(brace to fdr. & rad. suppt.)5/16"-24 x3/4"	4	353483-S2(BB588)
63/64	B	Bolt (brace to fender)	2	
60	A	Nut retainer-5/16-24	2	359952-S2(MM198)
60/63	A, X	Nut-5/16-24	2	354299-S2(MM156)
63/64	A, B, X	Locknut(brace to fender & rad. suppt.)-5/16"-24	4	34393-S7(M98)
63/64	B	Screw & washer(brace to rad. suppt.)-5/16"-24	2	353483-S2(BB588)
16B024 WEATHER STRIP - FRONT FENDER APRON TO FRAME FRONT				
61/63	A	Use BA-16254-C cut to 11.84" long	1	★
16D024 BRACKET - FENDER APRON & RADIATOR SUPPORT BRACE				
64/	S		1	C4SZ 16D024-A
16D026 BRACKET - FENDER APRON TO COWL TOP BRACE				
64/	S(76)	R. H.	2	C4SZ 16D026-A
64/	S(76)	Screw (brkt. thru apron to plate)-5/16"-24 x 1"	4	20387-S8(B157)
64/	S(76)	Lockwasher (brkt. thru apron to plate)-5/16"	4	34906-S8(X98)
16B028-9 REINFORCEMENT - FRONT FENDER APRON & ROD SUPPORT UPPER OUTER				
61/63	S	R. H.	1	C1SB 16B028-C
		L. H.	1	C1SZ 16B029-C
64/	S	R. H.	1	C4SZ 16B028-A
		L. H.	1	C4SZ 16B029-A
16D028 PLATE - FENDER APRON TO COWL TOP BRACKET				
64/	S(76)	5/16"-18 threaded holes	2	C4SZ 16D028-B
16A029 RETAINER - FRONT FENDER SIDE MOULDING - REAR - Refer to Group 16A076				
16D032 BRACE - FENDER APRON & RADIATOR SUPPORT - Refer to Group 16152-3				
16B034-5 MEMBER - FRONT APRON TO COWL SIDE				
61/63	S	R. H. -without holes	1	C3SZ 16B034-A
		L. H.	1	C3SZ 16B035-A
64/	S	R. H.	1	C6SZ 16B034-A
		L. H.	1	C6SZ 16B035-A
61/	S	Screw(frt. fender apron to cowl side)- 1/2"-13 x 2 7/8"	4	350699-S(BB339)
16036-7 MOULDING - FRONT FENDER SIDE UPPER - Also refer to Group 16003-4				
60	A	R. H. -includes attaching parts	1	C0AB 16036-A
		L. H. -includes attaching parts	1	C0AB 16037-A
61/63	S	R. H. -includes attaching parts	1	C1SB 16036-A
		L. H. -includes attaching parts	1	C1SB 16037-A
60	A	Nut & washer (moulding to fender)-No.10-24	AR	354397-S100
61/63	S	Moulding to fender	2	(MM291)
61/63	S	Screw (moulding to fender)-No. 8-18 truss head	2	376378-S101(UU97)
16038-9 MOULDING - FRONT FENDER WHEEL OPENING - (INCLUDES ATTACHING PARTS)				
62	A(54A, 62A, 65, 75A, 76)	R. H.	1	C2AZ 16038-A
		L. H.	1	C2AZ 16039-A
16B048 REINFORCEMENT - FRONT APRON and RADIATOR SUPPORT UPPER				
61/63	S		1	C1SZ 16B048-C
64/	S	Has 3/8"-16" tee nut	1	C4SZ 16B048-B
16A052-3 BRACE - FRONT FENDER APRON TO DASH				
- B -				
62/	B	R. H. & L. H.	2	C2OZ 16A052-A
- S -				
61/64	S	R. H.	1	C1SZ 16A052-A
		L. H.	1	C1SZ 16A053-A

YEAR	MODEL	DESCRIPTION	QTY.	PART NUMBER
16A052-3 BRACE - FRONT FENDER APRON TO DASH - continued				
- X -				
60/63	X(6 cyl. only)	"Before 1/21/63" "Before 1/21/63"	R. H. L. H.	1 1 CODZ 16A052-C CODZ 16A053-B
63/	X(6 & 8 cyl.)	"From 1/21/63" "From 1/21/63"	R. H. L. H.	1 1 C3DZ 16A052-B C3DZ 16A053-B
62/	B		Bolt (brace to dash to underbody)-7/16"-14 x 1"	2 20390-S8(B102)
62/	B		Washer (brace to dash to underbody)-7/16" flat	2 44730-S8(X26)
62/	B		Nut(brace to dash to underbody)-7/16"-14 hex. lock	2 375918-S7-8(MM173B)
61/63	S		Nut-5/16"-18	4 34392-S7(M93)
61/63	S		Bolt (brace-fender apron to front end)-5/16"-18x1" Bolt (brace-fender apron to dash panel)	4 4 20386-S8(B53)
61/63	S		Lockwasher (brace-fdr. apron to frt. end)-5/16" Lockwasher (brace-fender apron to dash panel)	4 4 34906-S8(X98)
64	S		Lockwasher (brace to dash panel)	2
64	S		Lockwasher (brace to upper shock bracket)	3
64	S		Screw & washer(brace to upper shock bracket- L. H.)-5/16"- 24 x 1 1/4"	1 377937-S (BB210B)
64	S		Bolt(brace to dash panel)-5/16" - 24 x 1"	2 20387-S8(B157)
64	S		Bolt (brace to upper shock bracket)	3
64	S		Locknut(brace to upper shock bracket)-5/16"-24	4 34393-S7(M-98)
64	S		Nut-retainer(brace to dash panel)-5/16"-24	4 359952-S2(MM-198)
63	S		Nut (brace to shock mtg. bracket)-5/16"-24	4 33798-S8(M62)
63	S		Lockwasher (brace to shock mtg. brkt.)-5/16"	4 44722-S8(X19)
16054-5 APRON - FRONT FENDER				
- A -				
60	A		R. H. -less weatherstrip L. H.	1 1 *COAB 16054-C *COAZ 16055-A
61/62	A		R. H. -less weatherstrip L. H.	1 1 CIAB 16054-D C1AZ 16055-A
63	A		R. H. -less weatherstrip L. H.	1 1 C3AZ 16054-A C3AZ 16055-A
64	A		R. H. -less weatherstrip L. H.	1 1 C4AZ 16054-A C4AZ 16055-A
- B -				
62	B		R. H. -includes front & rear apron sections & suspension housing R. H. -front section only L. H. -front section only	1 1 1 C3OZ 16054-A C5OZ 16054-B C2OZ 16055-C
63/64	B		R. H. -includes front & rear apron sections & suspension housing R.H.-front section only L. H. -includes front & rear apron sections & suspension housing L.H.-front section only-included in C3OZ 16055-A	1 1 1 1 1 C3OZ 16054-A C5OZ 16054-B C3OZ 16055-A C5OZ 16055-B
- S -				
60	S		R. H. -less weatherstrip L. H. -less weatherstrip	1 1 *B8S 16054-B *COSB 16055-A
61/63	S		R. H. -front L. H. -front R. H. -rear-apron only-less (16795) plate L. H. -rear-apron only-less (16795) plate	1 1 1 1 C1SZ 16054-A C1SZ 16055-A C1SZ 16054-C C1SZ 16055-C
64	S		R. H. -front L. H. -front R. H. -rear-apron only-less (16795) plate L. H. -rear-apron only-less (16795) plate	1 1 1 1 C4SZ 16054-A C4SZ 16055-A C1SZ 16054-C C1SZ 16055-C

FORD CAR PARTS

SECTION 160

793

YEAR	MODEL	DESCRIPTION	QTY.	PART NUMBER
16054-5 APRON - FRONT FENDER - continued				
- X -				
60/63	X (8 cyl.)	"Before 1/21/63" R. H. -includes apron (C2DZ 16054-A), side member & suspension housing	1	C2DZ 16054-B
		"Before 1/21/63" R. H. -front section only-incl. in C2DZ 16054-B	1	C2DZ 16054-A
63	X (8 & 8 cyl.)	"From 1/21/63" R. H. -includes apron (C3DZ 16054-D), side member & suspension housing	1	C3DZ 16054-E
		"From 1/21/63" R. H. -front section only	1	C3DZ 16054-D
60/63	X	L. H. -includes apron (C3DZ 16055-D), side member & suspension housing	1	C3DZ 16055-E
		L. H. -frt. section only-incl. in C3DZ 16055-E	1	C3DZ 16055-D
64	X	R. H. -frt. section-incl. in C4DZ 16054-C	1	C4DZ 16054-D
		R. H. -Includes apron, s/member & susp. hsg.	1	C4DZ 16054-C
		L. H. -frt. section only-incl. in C4DZ 16055-A	1	C4DZ 16055-B
		L. H. -includes apron, s/member & susp. hsg.	1	C4DZ 16055-A
60	A	Screw (apron to fender at wheel opening)-5/16"-24 x 1 1/8"	4	353483-S2(BB588)
60/64	A	Screw (apron to body at dash to frame brace)	2	
60	A	Screw (apron to fender at hood opening)	8	
60	A	Screw (apron thru radiator support to fender)	8	
64	A	Screw (apron to fender along hood opening)	6	
60/64	A	Nut retainer -5/16"-24	AR	359952-S2(MM198)
60/64	A	Nut-5/16"-24	2	354299-S2(MM156)
60/64	A	Flatwasher-5/16"	2	44725-S8(X22)
63/64	A	Screw (apron to fender at rear) -5/16"-24 x 7/8"	2	353483-S2(BB588)
16A058 SEAL - FRONT FENDER APRON TO FENDER				
60	A	Rubber-not supplied-improvise	2	★
16C062 COVER - FENDER MOULDING ACCESS				
62/63	B	3 5/8" x 5 1/8"-improvise	2	★
16C068-9 MOULDING - FRONT FENDER LOWER - INCLUDES ATTACHING PARTS				
62	B (54B, 62B-C)	R. H.	1	C2OB 16C068-A
		L. H.	1	C2OB 16C069-A
63	B(54B, 62B, 65, 71B)		4	C3OZ 16C068-A
63	B(54B, 62B, 65, 71B)	Nut (moulding to fender)-No. 10-24	8	359606-S8 (MM291A)
16A076 RETAINER - FRONT FENDER MOULDING				
- A -				
60	A	Front fender-used w/C0AB 16036-7-A mldgs.	2or4	C0AB 16A076-J
	A	Used with front or rear door mouldings	AR	C0AB 16A076-J
	A	Front fender-used with C0AB 16036-7-A mldgs.	AR	C0AB 16A076-K
	A	Used with front or rear door mouldings	AR	C0AB 16A076-K
61	A(58E, 59C, 64F, 71H)	Fender-used with C1AB 16003-4-F mldgs.	2	C1AB 16A029-A
63	A(54A, 62A, 63, 65, 75, 76)	"From 3/1/63" Fender-used w/C3AZ 16003-4-B-rear-for units Before 3/1/63 refer to Body Group 20884	2	C3AZ 16A076-C
	A(54A, 62A, 63, 65, 75, 76)	Fender-used w/C3AZ 16003-4-B (next to rear)	4	C3AZ 16A076-D
64	A(54A, 57, 62A, 63, 71B-C, 76)	Fender-used at each end & next to frt. of C4AZ 16003-4-E, F, G	6	C4AZ 16A076-A
	A(54A, 57, 62A, 63, 71B-C, 76)	Fender-used in center of C4AZ 16003-4-E, F, G	8	C4AZ 16A076-B
	A(54B, 62B)	Fender-used with C4AZ 16003-A	2	C4AZ 16A076-C
	A	Hood-used w/16856 moulding	10	C4AZ 16A746-A
- B -				
62	B (54B, 62B-C)	Front fenders	10	C2OZ 16A076-A
	B	Quarter	2	C2OZ 16A076-A
63	B(54A, 62A, 71D)	Fender-w/C3OZ 16003-A, C3OZ 16B124-5-A(rear)	6	C3MY 16A076-A
		Quarter-used w/29038 (54A, 62A), or 29A150 & 29066 (71D)	AR	C3MY 16A076-A
	B(54A, 62A, 71D)	Used w/C3OZ 16B124-5-A-at center	2	C3OZ 16A076-A
	B(54A, 62A, 71D)	Used w/C3OZ 16B124-5-A-at front	2	C3OZ 16A076-B
64	B(54A, 62A, 71D)	Fender-used w/C4OZ 16003-4-A	2	C4OZ 16A076-A
		Quarter	2	C4OZ 16A076-A
	B(54B, 62B, 65, 71B)	Fender-used w/C4OZ 16003-4-B, C, D	12	C4OZ 16A076-B
	B(71B)	Tailgate-w/upper moulding (425A18)	5	C2OZ 16A076-A
- S -				
61/63	S	Front fender-used with C1SB 16036-7-A	2	C1SZ 16A076-A
		Quarter panel-used with C1SB 6329140-A	2	C1SZ 16A076-A

YEAR	MODEL	DESCRIPTION	QTY.	PART NUMBER
16A076 RETAINER - FRONT FENDER MOULDING - continued				
- X -				
61	X(except 66A)	Fender-used w/C0DB 16A186-7-B mldg.-lwr. rear	2	C0DB 16A202-A
	X(except 66A)	Used w/fender mldg. 16A092-3-also quarter panel mouldings 29076-7, 29292-3	AR	C0DB 16A226-A
	X(except 66A)	Front fenders	1	C2OZ 16A076-A
	X(except 66A)	Front door	8or10	C2OZ 16A076-A
	X(58A, 71A)	Rear door	4or8	C2OZ 16A076-A
61	X(except 66A)	Quarter	12to18	C2OZ 16A076-A
64	X(54B, 62B, 63, 66H, 76)	Fender-used w/C4DZ 16003-4-B	16	C4DZ 16A076-A
		Front door-used w/basic 20878-9, 20932-3 mldgs.	AR	C4DZ 16A076-A
		Rear door-used w/basic 25536-7, 25540-1 mldgs.	AR	C4DZ 16A076-A
		Quarter-used w/basic 29038-9, 29140-1 mldgs.	AR	C4DZ 16A076-A
16A092-3 MOULDING - FRONT FENDER LOWER FRONT - Refer to Group 16003-4				
16C092 STUD - FRONT FENDER COWL TOP SPACER				
62/64	B		2	C2OZ 16C092-A
62/64	B	Ring-retaining (stud to fender)-1/4"	2	97497-S2(Q5)
16C094 SPACER - FRONT FENDER TO COWL TOP - Vulcanized Fiber (Improvise)				
16O98 PLATE - FRONT FENDER NAME - INCLUDES ATTACHING PARTS - Also refer to Groups 16228-9 & 50399				
- A -				
60	A(58A, 64A)	"Fairlane 500"	2	C0AB 16098-F
	A(54A, 62A, 75A)	"Galaxie"	2	C0AB 16098-G
	A(76B)	"Sunliner"	1	C0AB 16098-H
	A(63A)	"Starliner"	1	C0AB 16098-J
61	A(71E, 71F)	"Country Sedan"	2	C1AB 16098-A
	A(76B)	"Sunliner"	2	C1AB 16098-B
	A(64A, 62A, 65A, 75A)	"Galaxie"	2	C1AB 16098-C
	A(63A)	"Starliner"	2	C1AB 16098-D
	A(58A, 64A)	"Fairlane 500"	2	C1AB 16098-E
62	A (54B, 62B)	"Galaxie"	2	C2AB 16098-A
63	A(54B, 62B)	"Galaxie"	2	C3AZ 16098-A
	A(54A, 62A, 63B, 65A, 75A, 76A)	R. H. -"Galaxie 500"	1	C3AZ 16098-B
		L. H. -"Galaxie 500"	1	C3AZ 16099-B
	A(63C, 65B, 75C, 76B)	R. H. -"Galaxie 500 XL"	1	C3AZ 16098-C
		L. H. -"Galaxie 500XL"	1	C3AZ 16099-C
	A(54E, 62E)	"Ford 300"	2	C3AZ 16098-D
	A(71B, 71C)	"From 2/1/63"	2	C3AZ 16098-E
		"Country Sedan"-refer to Body Group 25622 for units before 2/1/63		
64	A	Refer to Group 16003-4		
- B -				
63/64	B-Special (8 cyl. 289 4/B carb.)	"High Performance"	2	C3OZ 16098-A
64	B(54A, 62A, 71D)	"Fairlane"	2	C4OZ 16098-A
	B(54B, 62B, 65, 71B)	"Fairlane 500"	2	C4OZ 16098-B
- S -				
61/62	S	"Thunderbird"-includes attaching parts-fender	2	C1SB 16098-A
60	S	Spare wheel carrier	2	
64	S	"Thunderbird"-fender-refer to Body Group 25622		
- X -				
60/61	X(except 66)	"Falcon"-fenders	2	C3DZ 16098-A
	X(66)	"Ranchero"	2	C1DB 16098-C
	X (59A, 71A, 78A)	"Falcon"-tailgate	1	C2DB 16098-A
62	X(except 66A)	"Falcon"-fenders	2	C2DB 16098-A
	X(66)	"Ranchero"	2	C1DB 16098-C
	X (71B, 71C)	"Squire"	1	C2DZ 16098-B
63	X(71C-D)	"Falcon"-fenders	2	C2DB 16098-A
	X(71C-D)	"Squire"	2	C2DZ 16098-B
	X(54A, 59A, 62A, 71A, 78 except 54A, 62A with deluxe mouldings)	"Falcon"-fenders	2	C3DZ 16098-A
	X(54, 62, 63, 76)	"Before 2/18/63"	2	C3DZ 16098-A
		"Falcon"-rear quarters-refer Body Group 25622 for units from 2/18/63		
	X(66)	"Ranchero"	2	C1DB 16098-C

FORD CAR PARTS

SECTION 161

795

YEAR	MODEL	DESCRIPTION	QTY.	PART NUMBER
16098 PLATE FRONT FENDER NAME - INCLUDES ATTACHING PARTS - continued -				
Also refer to Groups 16228-9 & 50399				
- X -				
64	X(71C)	"Squire"	2	C4DZ 16098-A
	X(54A, 54D, 59, 62A, 62D, 71, 78)	"Falcon"	2	C4DZ 16098-B
	X(66)	"Ranchero"	2	C1DB 16098-C
63/64	X(Sprint)	"Sprint"-4 studs	2	C4DZ 16098-D
60/	A	Nut (name plate to fender)-1/8"-spring	AR	359464-S7(MM271)
60/	S		8	
60	A(58A, 64A)	Nut (name plate to fender)-1/8" sleeve	12	353577-S2(MM222)
60/62	X	Nut (name plate to fender)	8	
		Nut 1/8" sleeve	10	
61/62	A(58A, 63A, 64A, 71E, 71F, 76B)	Nut(name plate to fender)	10	
60	A (54A, 62A, 63A, 75A, 76B)	Nut (name plate to fender)-1/8" sleeve	10	373528-S3(MM227)
61	A (54A, 62A, 65A, 75A)	Nut (plate to fender)-1/8" sleeve	10	375890-S100
62	A (54B, 62B)		10	(MM222A)
63	A, S, X	Nut (plate to fender)	AR	
64	A(54B, 62B)	Nut ("Galaxie" to fender)	8	
64	B	Nut(plate to fender)	AR	
63	X(71C)	Nut ("Falcon Squire" to fender)	16	
63	X(54A, 59A, 62A, 71A, 78)	Nut ("Falcon" to fender)	8	
63	X(66)	Nut ("Ranchero" to fender)	8	
64	X(54A, 54D, 59A, 62A, 62D, 66, 71, 78)	Nut(plate to fender)	8	
64	X	Nut(plate to fender)-3/32" sleeve	8	378362-S102 (MM228)
63/	B	Nut ("High Performance" plate to fender)- 3/16" sleeve	2	375480-S102 (MM222E)
63	X(62B, 76A)	Nut ("Falcon" to fender)-1/8"	6	★376718-S100
16B098-9 REINFORCEMENT - FRONT END TO BODY - Also refer to Group 16C166-7				
61/62	S	"Before 7/16/62" R.H. - "From 7/1/62" Refer to Group 16C166-7	1	C2SZ 16B098-A
16102-3 SHIELD - FRONT FENDER SPLASH				
- A -				
61/62	A	R. H.	1	C1AZ 16102-A
		L. H.	1	C1AZ 16103-A
63	A	R. H. -includes weatherstrip	1	C3AZ 16102-A
		L. H. -includes weatherstrip	1	C3AZ 16103-A
- B -				
62/64	B	R. H. -rear-steel-less (16A582) seal	1	C2OZ 16102-A
		L. H. -rear-steel-less (16A582) seal	1	C2OZ 16103-A
- S -				
60	S	R. H. -less seal-front	1	B8SZ 16102-A
		L. H. -less seal-front	1	B8SZ 16103-A
	S	R. H. -less seal-rear	1	B8S 16102-A
		L. H. -less seal-rear	1	B8S 16103-A
61/63	S	R. H. -less weatherstrip-front	1	C1SZ 16102-A
		L. H. -less weatherstrip-front	1	C1SZ 16103-A
		R. H. -less weatherstrip-rear	1	C1SZ 16102-B
		L. H. -less weatherstrip-rear	1	C1SZ 16103-B
64/	S	R. H. -front	1	C4SZ 16102-A
		L. H. -front	1	C4SZ 16103-A
		R. H. -rear-less w/strip-has 5/16"-18 nut	1	C4SZ 16102-E
		L. H. -rear-less w/strip-has 5/16"-18 nut	1	C4SZ 16103-E
- X -				
60/63	X(6 cyl. except 63, 76)	R. H. -rear (large)-less (16A582) seal	1	C0DZ 16102-A
		L. H. -rear (large)-less (16A582) seal	1	C0DZ 16103-A
63	X(except 63, 76)	R. H. -rear lower (small)-includes seal	1	C3DZ 16102-B
		L. H. -rear lower (small)-includes seal	1	C3DZ 16103-B
	X(all 8 cyl. & model 63, 76-6 cyl.)	R. H. -rear (large)-includes (16A582) seal	1	C3DZ 16102-A
		L. H. -rear (large)-includes (16A582) seal	1	C3DZ 16103-A
64/	X(6 cyl. except 63, 76)	R. H. -steel-uses C4DZ 16A582-A seal	1	C4DZ 16102-A
		L. H. -steel-uses C4DZ 16A582-A seal	1	C4DZ 16103-A
	X(all 8 cyl. & model 63, 76-6 cyl.)	R. H. -steel-uses C4DZ 16A582-B seal	1	C4DZ 16102-B
		L. H. -steel-uses C4DZ 16A582-B seal	1	C4DZ 16103-B

YEAR	MODEL	DESCRIPTION	QTY.	PART NUMBER
16102-3 SHIELD - FRONT FENDER SPLASH - continued				
60	S	Screw (shield to front fender)-1/4"-20 x 1/2"	4	51768-S8(U373)
60	S	Screw (shield to outer floor side member)	2	
60	S	Screw (shield to front fender apron)	2	
60	S	Screw (shield to body)-No. 14-10 x 5/8"	4	31498-S8(U253B)
64	A	Screw (front shield to fender)	6	
61/62	A	Screw (frt. shield to apron)	4	
60	S	Screw & washer (shield to fender)-1/4"-20 x 1/2"	4	★42817-S8
60	S	Screw & washer (shield to apron)	6	
60	S	Nut & retainer (fender to apron)-1/4"-20	6	357227-S(MM206)
61/62	A	Locknut - 5/16"-24	2	354299-S2(MM156)
61/	S		2	
60/63	X	Screw (shield to body at cowl-No. 14-10 x 5/8"	10	31478-S7(U350)
61/	S	Screw (rear shield to apron)-5/16"-24 x 1 1/8"	2	353483-S2(BB588)
64	S	Screw (front shield to fender)	2	
61/	S	Nut retainer (rear shield to fender lower)-5/16"-24	2	359952-S2(MM198)
64	S	Nut retainer(front shield to fender)	2	
61/	S	Screw (shield to s/member)-No. 14-10 x 3/4"	2	42143-S8(U255)
62/	B	Screw (shield to s/member)	2or4	
64	B	Screw (rear shield to body at cowl)	6	
64	S	Screw (rear shield to lower dash panel)	6	
63/	X(63, 76)	Screw (rear shield to body at cowl side)	4	
64	X	Screw (rear shield to body at cowl)	10	
61/63	S	Bolt (front shield to fender apron)-5/16"-24 x 3/4"	2	355208-S7(BB210)
61/	A	Bolt (shield to apron)	2	
61/	S	Nut (rear shield to apron)-5/16"-24 lock	2	34393-S7(M98)
64	S	Nut (front shield to apron)	6	
64	S	Clip (front shield to rad. suppt.)	6	★372220-S3
64	S	Screw (rear shield to fender)-5/16"-24 x 7/8"	2	353483-S2(BB588)
64	S	Bolt & retainer (front shield to apron)-5/16"-24 x 3/4"	6	★378130-S2
16C118-9 BRACKET - FRONT FENDER REAR REINFORCEMENT				
63	X(63, 76)	R. H.	1	C3DZ 16C118-A
		L. H.	1	C3DZ 16C119-A
16A120 SPACER - FENDER TO BODY PILLAR				
60/	B, X	Sponge rubber-improvise-3/16"x1 3/8"x1 3/8"	2	★
16B122 SPACER - FRONT FENDER FRONT EXTENSION				
61/63	S	Improvise from tire casing or inner tube	AR	★ C1SB 16B122-A
16B124-5 MOULDING - FRONT FENDER FRONT - Includes Attaching Parts				
- A -				
61	A	R. H. -above headlamp	1	C1AB 16B124-A
		L. H.	1	C1AB 16B125-A
62	A (71A, 71E)	R. H. -above headlamp	1	C2AB 16B124-B
		L. H.	1	C2AB 16B125-B
	A (except 71A, 71E)	R. H. -above headlamp	1	C2AZ 16B124-A
		L. H.	1	C2AZ 16B125-A
61/62	A	Nut & washer assy.-No. 10-24	4or6	354397-S100 (MM291)
- B -				
63	B(54A, 62A, 71D)	R. H. -before (16003) moulding	1	C3OZ 16B124-A
		L. H.	1	C3OZ 16B125-A
	B(54B, 62B, 65, 71B)	R. H. -before (16C068) moulding	1	C3OZ 16B124-B
		L. H.	1	C3OZ 16B125-B
- X -				
64	X(54B, 62B, 63, 66, 76)	R. H.-before (16003-4) mouldings	1	C4DZ 16B124-A
		L. H.	1	C4DZ 16B125-A
16126 SEAL - FRONT FENDER TO COWL				
64/	S	Neoprene-coated fiber glass-1" x 7" x 26 3/4"	2	C4SZ 16126-A

YEAR	MODEL	DESCRIPTION	QTY.	PART NUMBER
16A128-9 MOULDING - FRONT FENDER SIDE - Includes Attaching Parts				
60	A(except 58F, 64H)	R. H. -upper	1	C0AB 16A128-G
		L. H. -upper	1	C0AB 16A129-G
	A(58F, 64H)	R. H. -upper	1	C0AB 16A128-F
		L. H. -upper	1	C0AB 16A129-F
	A	Nut & washer -No. 10-24	2	354397-S100 (MM291)
16138 SUPPORT - RADIATOR and FRONT FENDER APRON				
- A -				
60	A		1	C0AB 16138-C
61/62	A		1	C2AB 16138-A
63	A		1	C3AZ 16138-A
64	A		1	C4AZ 16138-A
- B -				
62	B	Includes (13A088) brackets	1	C2OZ 16138-A
63/64	B		1	C3OZ 16138-B
- S -				
61/63	S		1	C1SZ 16138-A
64/	S		1	C6SZ 16138-A
- X -				
60/61	X		1	C1DB 16138-E
62/63	X(6 cyl.)	"Before 1/23/63"	1	C3DZ 16138-A
63	X(6 & 8 cyl.)	"From 1/23/63"	1	C3DZ 16138-B
64/	X		1	C5DZ 16138-A
60/	A, S	Nut-3/8"-24	AR	34445-S7-8(M80)
60/	S	Screw (support to apron & radiator)- No. 10-12 x 1/2"	4	32924-S7(U344)
60/	A	BoIt(support to frame)-1/2"-20 x 3 3/4" carriage	1	373375-S8(BB654G)
60/	A	Nut-1/2"-20-hex. lock	1	34449-S7(M85)
60/	A	Nut-1/2"-20-push on spring	1	356080-S32(MM270)
60	X	Flat washer-.531" I. D. x 1.75" O. D. x .12" thick	1	356606-S8(XX184)
61/	A	Nut(support to apron) 5/16"-24 hex. lock	2	354299-S2(MM156)
61/	A	Nut(support to hood lock hook support)	1	
61/	X	Nut(fender to front fender apron to radiator support)	2	
61/	A	Screw(support to apron)-5/16"-24 x 1 1/8"	AR	353483-S2(BB588)
61/	A	Screw(support to hood lock hook support)	1	
62	B	Nut retainer(attach radiator to support)- 5/16" - 24	4	359952-S2(MM198)
63/	A	Nut (support to apron)-5/16-24 lock	5or6	34393-S7(M98)
63	A-with A/C	Grommet (upper R. H. rad. suppt.)-3/4"	1	354713-S(KK35)
16142-3 REINFORCEMENT - FRONT FENDER APRON TO RADIATOR SUPPORT				
61/	S		1	C1SZ 16142-A
16152-3 BRACE - RADIATOR SUPPORT				
- A -				
61/62	A	R. H.	1	C1AB 16152-B
		L. H.	1	C1AB 16153-B
63	A	R. H.	1	C4AZ 16152-A
		L. H.	1	C3AZ 16153-A
64	A	R. H.	1	C4AZ 16152-A
		L. H.	1	C4AZ 16153-A
- S -				
64	S	Center-5/16" -18 threads	1	C4SZ 16D032-B
		L. H. -5/16"-24 threads	1	C4SZ 16153-A
63	A	Nut (brace to rad. suppt.)-5/16"-24	3	33798-S8(M62)
61/	A	Screw(support thru fdr. to apron)-5/16"-24 x 1 1/8"	AR	353483-S2(BB588)
63/	A	Screw (brace to fender)	2	
63/	A	Screw (brace to radiator support)	3	
64	S	Screw (center brace to fender brkt.)	1	
64	S	Screw (L. H. brace to rad. suppt. reinf.)	1	

YEAR	MODEL	DESCRIPTION	QTY.	PART NUMBER		
16152-3 BRACE - RADIATOR SUPPORT - continued						
61/	A	Nut retainer-5/16"-24	AR	359952-S2(MM198)		
64	S	Nut retainer (center brace to fdr.brkt.)-5/16"-24	1			
64	S	Nut retainer (L. H. brace to rad. suppt. reinf.)	1			
64	A	Nut (brace to radiator support)-5/16-24 lock	3	34393-S7 (M-98)		
64	S	Nut (center brace to radiator support)	1			
64	S	Nut (L. H. brace to upper rad. suppt.)	1			
64	S	Flatwasher (center brace to rad. suppt.)-5/16"	1	44722-S8(X19)		
64	S	Flatwasher (L. H. brace to upper rad. suppt.)	1			
63	A	Flatwasher (brace to rad. suppt.)	3			
16C152-3 EXTENSION - FRONT FENDER APRON and RADIATOR SUPPORT						
64/	S	R. H.	1	C4SZ 16C152-B		
		L. H.	1	C4SZ 16C153-A		
16160-1 MOULDING - FRONT FENDER FRONT						
64	A	R. H. -includes attaching parts	1	C4AZ 16160-A		
		L. H. -includes attaching parts	1	C4AZ 16161-A		
16C166-7 REINFORCEMENT - FRONT END TO DASH - Also refer to Group 16B098-9						
62/ 64	S	"From 7/16/62" R. H. -"Before 7/16/62" Refer to Group 16B098-9	1	C2SZ 16C166-A		
		"From 7/16/62" L. H.	1	C2SZ 16C167-A		
16A168-9 EXTENSION - FENDER FRONT						
60	A	R. H. -front	1	C0AB 16A168-A		
		L. H. -front	1	C0AB 16A169-A		
16170-1 WEATHERSTRIP - FRONT FENDER APRON						
60	A	39 1/2" long-cut to 16.94" for weatherstrip at quarter panel wheelhouse lower baffle	2	B9A 16170-A		
60	A	Cut to length for weatherstrip at front Fender rear inner splash shield	2			
61/63	A	44" long-cut to length	2	B9MB 16170-B		
61/64	S		2			
61/63	A	40.50" long-cut from B9MB 16170-B	2	*C1AB 16170-A		
64	A	R. H. -rubber-1 1/2" x 40"	1	C4AZ 16170-A		
		L. H. -rubber-1 1/2" x 40"	1	C4AZ 16171-A		
16178-9 ORNAMENT - FRONT FENDER - Also refer to Group 16228-9						
- A -						
60	A(except 58F, 64H)		Δ1	C0AB 16178-B	Δ1	C0AB 16179-B
61	A		Δ1	C1AB 16178-B	Δ1	C1AB 16179-B
62	A(54A, 62A, 65, 71A-B-C-E, 75A, 76)		Δ1	C2AZ 16178-B	Δ1	C2AZ 16179-B
63	A(54A, 62A, 63, 65, 71, 75, 76)		Δ1	C3AZ 16178-A	Δ1	C3AZ 16179-A
64	A(54A, 57, 62A, 63, 71, 76)	Top	Δ1	C4AZ 16178-A	Δ1	C4AZ 16179-A
- B -						
62	B	Top	Δ1	C2OZ 16178-A	Δ1	C2OZ 16179-A
63	B(54B, 62B, 65, 71B)		Δ1	C3OZ 16178-A	Δ1	C3OZ 16179-A
64	B(54B, 62B, 65, 71B, 71E)	Top	Δ1	C4OZ 16178-A	Δ1	C4OZ 16179-A
- S -						
60	S		Δ1	C0SB 16178-A	Δ1	C0SB 16178-A
- X -						
60	X		Δ1	C0DB 16178-A	Δ1	C0DB 16179-A
61	X		Δ1	C1DB 16178-A	Δ1	C1DB 16178-A
62	X(58A, 59A, 64, 71)		Δ1	C2DZ 16178-A	Δ1	C2DZ 16179-A
63	X(54B, 59B, 62B-C, 63, 71B-C-D, 76)		Δ1	C2DZ 16178-A	Δ1	C2DZ 16179-A
YEAR	MODEL	DESCRIPTION	QTY.	PART NUMBER		
64	B(54B, 62B, 65, 71B)	Stud (ornament to fender)-10-24 x 7/8"	4	*370498-S34		
64	B(54B, 62B, 65, 71B)	Nut (ornament to fender)-No. 10-24	4	359606-S8 (MM291A)		
60/64	A(54A, 64A)	Nut (ornament to fender)-No. 8-32	4	34052-S7(M155)		
60/64	A(54A, 64A)	Lockwasher (ornament to fender)-3/8"	4	34938-S8(X85)		
		Nut & washer-No. 10-24	AR	354397-S100 (MM291)		
63	A, B	Nut (ornament to fender)-No. 10-24	4	354479-S7(MM291B)		
63	X	Nut (ornament to fender)-No. 10-24	4			
16A186-7 MOULDING - FRONT FENDER LOWER REAR - Refer to Group 16003-4						
16A190-1 MOULDING - FRONT FENDER UPPER - Refer to Group 16003-4						

Δ Includes attaching parts

Δ Includes attaching parts & pad

FORD CAR PARTS

SECTION 161

799

YEAR	MODEL	DESCRIPTION	QTY.	PART NUMBER
16B200-1 REINFORCEMENT - APRON and RADIATOR SUPPORT SIDE				
61/63	S	R. H.	1	C1SB 16B200-A
		L. H.	1	C1SB 16B201-A
64/	S	R. H.	1	C4SZ 16B200-A
		L. H.	1	C4SZ 16B201-A
16A202 - RETAINER - FRONT FENDER LOWER REAR MOULDING - Refer to Group 16A076				
16A204-5 BRACKET - FRONT FENDER TO FRONT FENDER APRON				
63	A		2	C3AZ 16A204-A
64	A	R. H.	1	C4AZ 16A204-A
		L. H.	1	C4AZ 16A205-A
61/62	A	Nut (front fender to apron)-5/16"-24 lock	2	34393-S7(M98)
63	A	Nut (bracket to apron)-lock	2	
61/63	A	Nut retainer 5/16-24	2	359952-S2(MM198)
64	A	Nut-retainer (bracket to fender)	2	
61/63	A	Screw(bracket to apron)-5/16"-24 x 1 1/8"	2	353483-S2(BB588)
64	A	Screw (bracket to fender)	2	
63	A	Bolt(bracket to fender)-5/16"-24 x 1"	2	20387-S8(B157)
63	A	Lockwasher(brkt. to fender)-5/16" internal tooth	2	34906-S8(X98)
63	A	Screw (bracket to fender)-5/16"-24 x 7/8"	2	353483-S2(BB588)
16A226 RETAINER - FRONT FENDER LOWER FRONT MOULDING - Refer to Group 16A076				
16228-9 ORNAMENT - FRONT FENDER - Also refer to Groups 16098, 16178-9				
- A -				
62	A (8 cyl. 390)	"390"-R. H. & L. H.	△2	C2AZ 16228-B
62/63	A (71A-E)	Ford crest-front fender	△2	C2AZ 16228-A
62	A (54A, 62A, 65A)	Ford crest-roof side	△2	
62/63	A Special (4/B, 6/B, 8/B carb.) A Special (8/B carb.)	"406"-fenders "406"-carburetor air cleaner cover-also included in (6B068) kit	△2 △1	C2AZ 16228-C
63/64	A(8 cyl. 390) A Special (4/B, 8/B carb.) A Special (8/B carb.)	"390"-R. H. & L. H. "427"-fenders "427"-carburetor air cleaner cover-also included in (9600) cleaner	△2 △2 △1	C3AZ 16228-A C3AZ 16228-D
64	A(54B, 62B)	R. H.	1	C4AZ 16228-D
		L. H.	1	C4AZ 16229-B
	A(54E, 62E)	Front-1. 16" wide-1 1/2" ctr. to ctr. of studs Ctr. & rear-1. 16" wide-1 1/4" ctr. to ctr. of studs	△2 △4	C4AZ 16228-B C4AZ 16228-C
- B -				
62	B(8 cyl. 221) B(8 cyl. 260)	"V-8" "V-8 260"	△2 △2	C2OZ 16228-A C2OZ 16228-B
63	B(65B) B (8 cyl. 221) B-Special (8 cyl. 289-4/B carb.) B (8 cyl. 260)	Simulated port hole-4 1/4" long "V-8" "289"-Silver "V-8 260"	△6 △2 △2 △2	C3OZ 16228-A C2OZ 16228-A C3OZ 16228-B C2OZ 16228-B
64	B(8 cyl. 289-2/B carb.) B(8 cyl. 260) B-Special (8 cyl. 289-4/B carb.)	"289"-Gold "260"-painted area red "289"-Silver	△2 △2 △2	C4OZ 16228-A C4OZ 16228-B C3OZ 16228-B
- S -				
62/63	S(76B) S(76B)	Thunderbird on shield-front fender Thunderbird on shield-tonneau cover	2 1	C2SZ 16228-A
- X -				
61	X (except 66A)	R. H. -Falcon emblem L. H.	△1 △1	C1DB 16228-B C1DB 16229-B
62	X (58A, 59A, 64A, 71A) X (62C, 64C) X(8 cyl. 260)	R. H. -Falcon emblem L. H. R. H. -grid w/spear point-22 1/8" long L. H. "V-8 260"	△1 △1 △1 △1 △2	C2DZ 16228-B C2DZ 16229-B C2DZ 16228-A C2DZ 16229-A C2OZ 16228-B

△ Includes attaching parts

YEAR	MODEL	DESCRIPTION	QTY.	PART NUMBER
16228-9 ORNAMENT - FRONT FENDER - continued - Also refer to Group 16098, 16178-9				
63	X(54A, 59A, 62A, 71A)	R. H. -5 1/2" Falcon emblem	Δ1	C3DZ 16228-A
		L. H.	Δ1	C3DZ 16229-A
	X(54A, B, 62A, 71B)	R. H. -Falcon emblem and moulding-19" long	Δ1	C3DZ 16228-B
		L. H.	Δ1	C3DZ 16229-B
	X(54B, 62B-C, 63, 76-except 63C, 76B Sprint)	Black spear	Δ2	C3DZ 16228-D
	X(54B, 62B-C, 63, 76-except 63C, 76B Sprint)	White spear	Δ2	C3DZ 16228-E
	X(54B, 62B-C, 63, 76-except 63C, 76B Sprint)	Red spear	Δ2	C3DZ 16228-F
	X(63C, 76B-8 cyl. Sprint)	Bright finish spear	Δ2	C3DZ 16228-H
	X (8 cyl. 260)	"V-8 260"	Δ2	C2OZ 16228-B
64	X	"V-8"	Δ2	C2OZ 16228-A
	X(54B, 62B, 63, 76)	R. H. -"Falcon"	Δ1	C4DZ 16228-A
		L. H.	Δ1	C4DZ 16229-A
	X(63C, 63D, 63E, 76B, 76D, 76E)	"V-8"-with checkered background	Δ2	C4DZ 16228-B
	X (all-except Sprint)	"260"-painted area black	Δ2	C4DZ 16228-C
	X (8 cyl. 260)	"V-8 260"	Δ2	C2OZ 16228-B
62	X(62C, 64C)	Screw (ornament to fender)-No. 10-24 x 7/16"-improvise	2	★376211-S100
64	X(63, 76 Sprint)	Nut(ornament to fender)-3/32" sleeve	4	378362-S102
64	B	Nut (ornament to fender)-3/16" sleeve	4	375480-S102
63/	A	Nut ("390" or "427" ornament to air cleaner)	1	(MM222E)
63/	A	Nut ("390", "406" or "427" ornament to fender)	6	
64	B	Nut (ornament to fender)	4or8	
63	A(71A, 71E)	Nut (Ford crest to fender)	4	
63	B	Nut ("V-8" to fender)	4	
64	X	Nut ("V-260" ornament to fender)-3/16" sleeve	2	
64	X(54A, 54D, 59A, 62A, 62D, 66, 71, 78)	Nut ("V-260" ornament to fender)	2	
64	X(54B, 62B, 63, 76)	Nut ("V-8" ornament to fender)	2	
64	X(54B, 62B, 63, 76)	Nut ("Falcon" ornament to fender)-1/8" sleeve	6	375890-S100
63	S(76B)	Nut (ornament to fender)	6	(MM222A)
64	A(54B, 62B)	Nut (ornament to fender)-No. 10-24	8	★372855-S2
64	A(54E, 62E)	Nut (ornament to fender)-self threading-1/4"	6	371024-S7(MM286)
63	X(63C, 76B-8 cyl. Sprint)	Nut ("V-8" ornament to fender)	4	★376718-S100
63	X	Nut ("V-8" ornament to fender)	4	★376559-S100
63	X(54B, 62B-C, 63, 76-exc. 63C, 76B-Sprint)	Nut (spear ornament to fender)-No. 10-24	2	370548-S2(MM295)
63	X(59B, 71B) (54A, 62A-w/deluxe mldgs.)	Nut (19" Falcon emblem to fender)	2	
63	X(54A, 59A, 62A, 71A)	Nut (5 1/2" Falcon emblem to fender)	2	
63	X(59B, 71B) (54A, 62A-w/deluxe mldgs.)	Nut (19" Falcon emblem to fender)-3/16" self-threading)	6	373503-S7 (MM285A)
63	X(54B, 62B-C, 63, 76-exc. 63C, 76B Sprint)	Nut (spear ornament to fender)	10	
63	X(54A, 59A, 62A, 71A)	Nut (5 1/2" Falcon emblem to fender)	4	
63	S(76B)	Nut (ornament to tonneau cover)	3	380504-S100 (MM290G)
16A238 SEAL - RADIATOR SUPPORT TO HOOD				
- A -				
60 & 62	A-with A/C	Rubber-34" long-7 holes	1	C0AB 16A238-A
63	A(8 cyl.)-with A/C		1	
61	A	Improvise-cut one piece 34" long from	1	
62	A-except A/C	C1AB 17808-A (rubber)	1	
63	A(except 8 cyl. with A/C)		1	
64	A	Rubber-35" long-9 holes	1	C4AZ 16A238-A
- B -				
64/	B(6 & 8 cyl. with A/C)	Rubber-45.20" long	1	C4OZ 16A238-A
- S -				
64/	S	Rubber-30.12" long	1	C4SZ 16A238-A
- X -				
60/62	X	Rubber-38 3/4" long	1	C0DB 16A238-B
63	X	Used on 6 cyl. models (except A/C)	1	
64	X	Rubber-34.72" long	1	C4DZ 16A238-A
61/63	A	Screw (seal to radiator support)-No. 10-12 x 5/8"	7	42134-S8(U249)
64	A, S	Screw (seal to radiator support)	9	
64/	B(6 & 8 cyl. with A/C)	Screw (seal to radiator support)	7	

Δ Includes attaching parts

FORD CAR PARTS

SECTION 161

801

YEAR	MODEL	DESCRIPTION	QTY.	PART NUMBER		
16240 SEAL - FRONT FENDER APRON SHIELD						
63	A	Except 427 engine	R. H. -includes bracket & rubber seal	1 C3AZ 16240-B		
			L. H. -includes bracket & rubber seal	1		
63	A	427 engine	R. H. -includes brkt. & rubber seal	1 C4AZ 16240-A		
64	A		R. H.	1		
64	A		L. H. -includes brkt. & rubber seal	1 C4AZ 16240-B		
64/	A		Screw (seal to lower apron)-No. 10-12 x 5/8"	18 42134-S8(U249)		
64	A		Clip (seal to lower apron)-improvise	4 *377928-S2		
64/	A		Washer(seal to lower apron)-1/4" flat	2 44720-S8(X18)		
16246 SEAL - FRONT FENDER TO FRONT BODY PILLAR						
60/64	A		Sponge rubber-1/4" thick-2 1/2" x 2 1/2"	2 *		
61/63	S		square-not supplied-improvise	2		
64	A(57)		Rear door anti-rattle	2		
16250-1 RAIL - FRONT FENDER OUTSIDE FINISH						
- A -						
			QTY.	RIGHT HAND	QTY.	LEFT HAND
60	A(71G)		1	COAZ 16250-A	1	COAZ 16251-A
61	A(71G, 71J)		Δ1	C1AZ 16250-B	Δ1	C1AZ 16251-B
62	A(71A, 71E)		Δ1	C2AZ 16250-B	Δ1	C2AZ 16251-B
63	A(71A, 71E, 71G, 71H)		Δ1	C3AZ 16250-A	Δ1	C3AZ 16251-A
64	A(71A, 71E)		Δ1	C4AZ 16250-A	Δ1	C4AZ 16251-A
- B -						
63	B(71E, 71G)		Δ1	C3OZ 16250-A	Δ1	C3OZ 16251-A
- X -						
62	X(71B)		Δ1	C3DZ 16250-A	Δ1	C3DZ 16251-A
63	X(71C, 71D)		Δ1		Δ1	
64/	X(71C)		Δ1	C5DZ 16250-A	Δ1	C5DZ 16251-A
60	A(71G)			Cap (rail to fender)	12	358404-S(DD1)
61	A(71G, 71J)			Cap (rail to fender)	12	
62/64	X			Cap (rail to fender)-25/32" O. D.	22	
63	A(71A, 71E, 71G, 71H)			Cap (rail to fender)	14	
63	B(71E, 71G)			Cap (rail to fender)	14	
60	A(71G)			Retainer (rail to fender)	12	358403-S2(GG54)
62/64	X			Retainer (rail to fender front)	2	
63	A(71A, 71E, 71G, 71H)			Retainer (rail to fender)	4	
60	A(71G)			Screw (rail to fender)-No. 10-32 x 1 1/4"	12	*50564-S8
60	A(71G)			Fastener assy.	6	PB9M 7750108-A
60	A(71G)			Fastener assy.	6	B9AB 7150108-E
60	A(71G)			Transfer (mahogany wood grain)	AR	COAB 7120748-A
63	A(71A, 71E, 71G, 71H)			Screw (rail to fender)-No. 10 x 3/4"	4	*376382-S101
61	A(71G)			Fastener assy.	12	C1AZ 71290B32-A
61	A(71G, 71J)			Screw (rail to fender)-No. 10-32 x 1 1/4"	12	373702-S7-8
62	A(71A, 71E)			Screw (rail to fender)	10	(BB647L)
64/	A(71A, 71E)			Screw (rail to fender)	10	
63	A(71A, 71E, 71G, 71H)			Screw (rail to fender)	10	
62/64	X			Screw (rail to fender)	20	
63	B(71E, 71G)			Screw (rail to fender)	14	
62/64	X			Screw (rail to fender)-No. 12-11 x 7/8" pan head tapping-improvise	2	*376169-S101
16254-5 WEATHERSTRIP - FRONT FENDER APRON TO FRAME - REAR						
60	A, S			Apron to frame-front	AR	BA 16254-C
61/ 62	A-except 6 cyl.			Improvise from tire carcass	1	*
63	A(63, 75C)				1	
16280-1 SHIELD - REAR WHEEL SPLASH						
64	X(66)			R. H.	1	C4DZ 16280-A
	X(59, 66, 71, 78)	"Before 12/20/63"		L. H.	1	C4DZ 16281-A
	X(59, 66, 71, 79)	"From 12/20/63"		L. H.	1	C4DZ 16281-B
61/64	X(59, 66, 71, 78)			Screw(shield to side member)-No.10-16 x 3/8" hex. head	2or4	42120-S8(U248)
61/64	X(59, 66, 71, 78)			Screw (shield to bracket)-No.10-12 x 1/2" hex.hd.	1or2	42127-S8(U248C)
61/64	X(59, 71, 78)			Screw (shield to floor pan)-No.10-12 x 7/8" oval hd.	1	52389-S13(U304)
61/64	X(66)			Screw (shield to quarter panel)	2	
61/64	X(59, 66, 71, 78)			Nut (shield to bracket)-No. 10-12 spring	1or2	45188-S8(M141A)
61/64	X(59, 71, 78)			Nut (shield to floor pan)	1	
61/64	X(66)			Nut (shield to quarter panel)	2	

Δ Includes attaching parts

FORD CAR PARTS

YEAR	MODEL	DESCRIPTION	QTY.	PART NUMBER
16298 BRACE - FENDER APRON TO COWL				
64/	S(76)		2	C4SZ 16298-A
64	S(76)	Flatwasher (brkt. to dash brace)-3/8"	2	★44728-S8
64	S(76)	Nut (brace to cowl top brkt.)-lock-5/16"-24	2	34393-S7(M98)
64	S(76)	Nut-retainer (brkt. to dash brace)-5/16"-24	2	359952-S2(MM198)
64	S(76)	Screw (brkt. to dash brace)-5/16"-24 x 1"	2	20387-S8(B157)
64	S(76)	Lockwasher (brkt. to dash brace)-5/16"	2	34906-S8(X98)
16304-5 SEAL - FRONT FENDER TO BUMPER				
61/62	S	R. H. -Gray	1	C1SB 16304-A
		L. H. -Gray	1	C1SB 16305-A
61/63	S	R. H. -Black	1	C1SB 16304-B
		L. H. -Black	1	C1SB 16305-B
61/63	S	Screw(seal to fender)-No.10-12 x 1/2" panhead	18	42127-S7-8(U248C)
16410-1 PANEL - FRONT FENDER SIDE FINISH				
62	A(54A, 62A, 65, 71B, C, 75A, 76)	R. H. -Paint to match	1	C2AZ 16410-A
		L. H. -Paint to match	1	C2AZ 16411-A
	B(54B, 62B-C)	R. H.	1	C2OZ 16410-A
		L. H.	1	C2OZ 16411-A
63	B(54B, 62B, 65A, 71B)	R. H. -White-Paint to match	1	C3OZ 16410-A
		L. H. -White-Paint to match	1	C3OZ 16411-A
	B(65B)	R. H. - White-Paint to match	1	C3OZ 16410-B
		L. H. - White-Paint to match	1	C3OZ 16411-B
62	A(54A, 62A, 65, 71B, C, 75A, 76)	Screw (panel to fender)-No. 8-18 x 3/8" truss hd.	4	376378-S101(UU97)
16F550 SHIELD ASSY. - CROSSMEMBER TO BUMPER SPLASH				
63/64	B(8 cyl.)	Includes steel shield & rubber insulator	1	C4OZ 16F550-A
63/64	B(8 cyl.)	Screw (shield to frt. c/member)-5/16"-18 x 1/2"	4	★39883-S
16C552 WEATHERSTRIP - UPPER SPLASH SHIELD - Improve				
16F552 SHIELD ASSY. - CROSSMEMBER TO SIDE RAIL SPLASH				
63	B (8 cyl.)		1	C3OZ 16F552-A
63	B(8 cyl.)	Bolt (shield to frt. s/member)-5/16"-14 x 1"	1	20390-S8(B102)
63	B(8 cyl.)	Lockwasher (shield to frt. s/member)-7/16"	1	34808-S8(X67)
63	B(8 cyl.)	Screw (shield to s/member & c/member)-5/16"-18 x 1/2"	3	★39883-S
63	B(8 cyl.)	Flatwasher (shield to frt. s/member)-7/16"	1	44730-S8(X26)
16554 WEATHERSTRIP - FRONT FENDER SPLASH SHIELD				
63	S	Rubber-5.50" long-cut from C1SB 16567-A	2	★
16D556-7 SHIELD - REAR BUMPER SPLASH				
64/	S(76)	R. H.	1	C4SZ 16D556-A
		L. H.	1	C4SZ 16D557-A
16C558 WEATHERSTRIP - FRONT FENDER SPLASH SHIELD - Improve				
16A566-7 WEATHERSTRIP - FRONT FENDER FRONT SPLASH SHIELD - Improve				
16C566 WEATHERSTRIP - FRONT FENDER SPLASH SHIELD - Improve				
16567 WEATHERSTRIP - FRONT FENDER REAR SPLASH SHIELD INNER				
61/	S	Rubber-9.80" long-cut to 5 1/2" for 1964/66	2	C1SB 16567-A
16C567 WEATHERSTRIP - REAR SPLASH SHIELD				
64/	S	Cut to 31.25" from B9MB 16170-B	2	★
16A572 SEAL - FRONT FENDER				
62/64	B	Rubber-2.35" wide	2	C2OZ 16A572-A
62/63	X	Rubber-1.68" wide	2	C2DZ 16A572-A
64/	X	Rubber	2	C4DZ 16A572-A
16B572-3 EXTENSION - FRONT FENDER REAR SPLASH SHIELD - UPPER				
62/	B	R. H.-steel-less (16C558) weatherstrip	1	C2OB 16B572-A
		L. H.-steel-less (16C558) weatherstrip	1	C2OB 16B573-A
61/	S	R. H. -steel-less (16C558) weatherstrip	1	C1SB 16B572-A
		L. H. -steel-less (16C558) weatherstrip	1	C1SB 16B573-A

FORD CAR PARTS

SECTION 166

803

YEAR	MODEL	DESCRIPTION	QTY.	PART NUMBER
16B572-3 EXTENSION - FRONT FENDER REAR SPLASH SHIELD - UPPER - continued				
62/63	B	Screw (extension to body)-No. 14-10 x 3/4"	6	42143-S8(U255)
61/64	S	Screw (ext. to apron)-5/16"-24	2	353483-S2(BB588)
		Screw (ext. to rear shield)	2	
61/64	S	Nut-retainer (ext. to apron)-5/16"-24	2	359952-S2(MM198)
61/64	S	Locknut (ext. to apron)-5/16"-24	2	354299-S2(MM156)
61/64	S	Bolt (ext. to apron)-5/16"-24 x 3/4"	2	355208-S7(BB210)
16A573-4 SHIELD - FRONT SPLASH				
64	A	R. H.-steel-less (16A566) & (16A567) w/strip	1	C3MY 16A573-A
		L. H.	1	C3MY 16A574-A
16D576 DEFLECTOR KIT - MUD and STONE				
60/	A(71), B(71), X(59, 71, 78)	Black	1	C4RZ 16D576-B
		White	1	C4RZ 16D576-C
<p>Consists of</p> <p>2-C2RA 16D522-A Hook 1-C2RA 16D557-A Shield L.H. (Black) 12-33795-S40 1/4" Nut</p> <p>1-C3RA 16D554-A Reinforcement R.H. or 3-34661-S40 5/16" Nut</p> <p>1-C3RA 16D555-A Reinforcement L.H. 1-C4RA 16D557-A Shield L.H. (White) 12-34780-S39 1/4" Lockwasher</p> <p>1-C2RA 16D556-A Shield R.H. (Black) 2-C2RA 16E576-A Clamp 12-44719-S40 1/4" Flatwasher</p> <p>or 12-20344-S40 1/4" Bolt 4-44722-S40 5/16" Flatwasher</p> <p>1-C4RA 16D556-A Shield R.H. (White) 1-20346-S8 5/16" Bolt 1- Instructions</p>				
16A577 WEATHERSTRIP - FRONT FENDER FRONT SPLASH SHIELD UPPER - Improvise				
16A582-3 SEAL - FRONT FENDER SPLASH SHIELD - Also refer to Group 16102-3				
62/64	B	Rear-tire casing-used w/C2OZ 16102-3-A shields	2	C2OZ 16A582-A
60/63	X	Rear	2	C0DB 16A582-A
64/	X(6 cyl. -except 63, 76)	Rear-tire casing-used with C4DZ 16102-3-A	2	C4DZ 16A582-A
64/	X(all 8 cyl. & models 63, 76-6 cyl.)	Rear-tire casing-used with C4DZ 16102-3-B	2	C4DZ 16A582-B
16606 LETTER - FRONT - (INCLUDES ATTACHING PARTS) - Also refer to Body Group 40282				
- A -				
60	A (except Galaxie)	"F" - hood	1	C0AB 16606-A
		"O"	1	C0AB 16606-B
		"R"	1	C0AB 16606-C
		"D"	1	C0AB 16606-D
	A(59C, E, 71E, F, H)	"F" -tailgate	1	C0AB 16606-A
		"O"	1	C0AB 16606-B
		"R"	1	C0AB 16606-C
		"D"	1	C0AB 16606-D
61	A	"F" - hood	1	C1AZ 16606-A
		"O"	1	C1AZ 16606-B
		"R"	1	C1AZ 16606-C
		"D"	1	C1AZ 16606-D
		"F" - spare wheel carrier	1	C0AB 16606-A
		"O"	1	C0AB 16606-B
		"R"	1	C0AB 16606-C
		"D"	1	C0AB 16606-D
63	A	"F" - hood	1	C2DZ 16606-A
		"O"	1	C2DZ 16606-B
		"R"	1	C2DZ 16606-C
		"D"	1	C2DZ 16606-D
	A(54E, 62E)	"F" - trunk lid	1	C2DZ 16606-A
		"O"	1	C2DZ 16606-B
		"R"	1	C2DZ 16606-C
		"D"	1	C2DZ 16606-D
64	A	"F" - hood or tailgate	1	C4AZ 16606-A
		"O"	1	C4AZ 16606-B
		"R"	1	C4AZ 16606-C
		"D"	1	C4AZ 16606-D

FORD CAR PARTS

YEAR	MODEL	DESCRIPTION	QTY.	PART NUMBER
16606	LETTER - FRONT - continued -	(INCLUDES ATTACHING PARTS) - Also refer to Body Group 40282		
- B -				
63	B	"F" - hood	1	C2DZ 16606-A
		"O"	1	C2DZ 16606-B
		"R"	1	C2DZ 16606-C
		"D"	1	C2DZ 16606-D
64	B	"F"- "O"- "R"- "D"(hood)- refer body group 40282		
- S -				
64	S	"T"-hood	1	C4SZ 16606-A
		"H"	1	C4SZ 16606-B
		"U"	1	C4SZ 16606-C
		"N"	1	C4SZ 16606-D
		"D"	1	C4SZ 16606-E
		"E"	1	C4SZ 16606-F
		"R"	1	C4SZ 16606-G
		"B"	1	C4SZ 16606-H
		"T"	1	C4SZ 16606-J
		"R"	1	C4SZ 16606-G
		"D"	1	C4SZ 16606-E
- X -				
60/61	X	"F" -hood(1-all models), tailgate(1-66 model only)	1or2	C0DB 16606-A
		"O"	1or2	C0DB 16606-B
		"R"	1or2	C0DB 16606-C
		"D"	1or2	C0DB 16606-D
62/63	X	"F" -hood(1-all models), tailgate(1-66 model only)	1or2	C2DZ 16606-A
		"O"	1or2	C2DZ 16606-B
		"R"	1or2	C2DZ 16606-C
		"D"	1or2	C2DZ 16606-D
62/63	X(54A, 58A, 59, 62A, 63C, 64A, 71, 76B, 78)	"F" -lower back panel or tailgate	1	C2DZ 16606-A
		"A" -refer body group 40282		
		"L" -refer body group 40282		
		"C" -refer body group 40282		
		"O" -lower back panel or tailgate	1	C2DZ 16606-B
		"N" -refer body group 40282		
	X(54B, 62B, 62C, 63B, 64C, 76A)	"F" -lower back panel	1	C2DZ 16606-A
		"U" -refer body group 40282		
		"T" -refer body group 40282		
		"U" -refer body group 40282		
		"R" -lower back panel	1	C2DZ 16606-C
		"A" -refer body group 40282		
64/	X	"F" -hood	1	C4DZ 16606-A
		"O"	1	C4DZ 16606-B
		"R"	1	C4DZ 16606-C
		"D"	1	C4DZ 16606-D
	X(66, 78)	"F"-tailgate	1	C2DZ 16606-A
		"O"	1	C2DZ 16606-B
		"R"	1	C2DZ 16606-C
		"D"	1	C2DZ 16606-D
64	X(54, 59, 62, 63, 71, 76)	"F"-lower back panel or tailgate	1	C4DZ 16606-A
		"A"-refer body group 40282		
		"L"-refer body group 40282		
		"C"-refer body group 40282		
		"O"-lower back panel or tailgate	1	C4DZ 16606-B
		"N"-refer body group 40282		
60/61	A	Nut & washer (letter to hood or tailgate)-1/8" self threading	AR	370713-S100 (MM292)
60	A	Nut (letter to trunk or tailgate)-1/8" sleeve	AR	353577-S2(MM222)
60/63	B, X	Nut (letter to hood or tailgate)-1/8" sleeve	AR	375890-S100
63	A	Nut (letter to hood or luggage compt.)	8	(MM222A)
64	X (66, 78)	Nut (letter to tailgate)	8	
64/	A	Nut (letter to hood or tailgate)-3/32" sleeve	AR	378362-S102
64	S, X	Nut (letter to hood)B-Falcon, 22-Thunderbird	AR	(MM228)
64	X (54, 59, 62, 63, 71, 76)	Nut (letter to luggage compt. panel or tailgate)	12	

FORD CAR PARTS

SECTION 166

805

YEAR	MODEL	DESCRIPTION	QTY.	PART NUMBER
	16607 EMBLEM - HOOD FRONT	- Refer to Group 16637		
	16608 GRILLE - HOOD FRONT ORNAMENT	- Refer to Group 16637		
	16609 CAP - HOOD FRONT ORNAMENT CENTER			
60	S		1	B8S 16609-A
	16612 HOOD			
	- A -			
60	A	Less moulding holes	1	C0AB 16612-P
61/62	A		1	C2AZ 16612-B
63	A		1	C3AZ 16612-A
64	A		1	C4AZ 16612-A
	- B -			
62	B		1	C2OZ 16612-B
63/64	B		1	C3OZ 16612-A
	- S -			
60	S		1	C0SB 16612-B
61/63	S		1	C2SZ 16612-F
64/	S	Includes (1) C5SZ 16929-A dowel & (1) C5SZ 16B750-A nut	1	C4SZ 16612-B
	- X -			
60/61	X		1	C0DB 16612-D
62/63	X		1	C2DZ 16612-B
64/	X	Has (1) 1/2"-13 clinch nut & (6) 5/16"-28 clinch nuts	1	C5DZ 16612-A
60	A	Nut -5/16" -24	4	354299-S2(MM156)
60	A, X	Screw & washer (hood to hinge)-5/16"-24 x 1 1/8"	4	353483-S2(BB588)
60	S	Bumper assv. -used as bumper for hood to cowl top - rubber	2	358953-S(CC18)
	16637 EMBLEM - HOOD FRONT			
60	A	Emblem-refer to body group 405A86 Retainer-refer body group 405A86 for emblem	Δ 1	C0AB 16644-B
62	A	Ford Crest - emblem Retainer-use w/C2AZ 16607-A emblem	1 Δ 1	C2AZ 16607-A C2AB 16644-A
	- B -			
62	B	"Ford"	Δ 1	C2OZ 16607-A
63	B(54B, 62B, 65, 71B)		Δ 1	C3OZ 16607-A
64	B(65B, 71E)		Δ 1	
	- S -			
60	S	Grille -used w/C0SB 16637-A Retainer-used w/B8S 16608-A	1 Δ 1	B8S 16608-A C0SB 16637-A
61/63	S	Lower-plastic emblem-used with C1SZ 16644-A Retainer-use w/C1SB 16607-B emblem	1 Δ 1	C1SB 16607-B C1SZ 16644-A
		Upper-grille-used w/C1SB 16637-B Retainer-used w/C1SB 16A758-grille	Δ 1 Δ 1	C1SB 16A758-B C1SB 16637-B
64/	S	Emblem Front bar Housing	1 Δ 1 Δ 1	C4SZ 16637-A C4SZ 16B774-A C4SZ 16B782-A
	- X -			
62/63	X		Δ 1	C2DZ 16607-A
60/63	S	Lockwasher (emblem to hood)-No. 8	6	34938-S8(X85)
60	S	Nut & washer (grille to retainer)-1/8" self-threading	3	370713-S100 (MM292)
60/63	S	Screw (emblem to hood) No. 8-32 x 3/8"	6	50507-S8(U151)
61/63	S	Nut (grille to retainer)-3/16"	5	373503-S7
63	S	Nut (retainer to hood)-3/16"	3	(MM285A)
63	S	Screw (emblem to hood)-No. 8-32 x 3/8"	10	★376597-S8
64	S	Nut (bar to housing)-1/8"	4	370713-S100(MM292)
64	S	Locknut (housing to hood)-No. 10-24	4	★55731-S2
64	S	Screw (housing to hood)-No. 10-24 x 1/2"	3	★378679-S8
64	B(65B, 71E)	Nut (ornament to hood)-1/4"	5	371024-S7(MM286)
	16644 RETAINER - HOOD FRONT EMBLEM	- Refer to Group 16637		
	16A670 SUPPORT - HOOD BUMPER TO COWL TOP OUTER PANEL			
60/	X		2	C0DB 16A670-A
62	B		2	
62	B, X	Screw (support to pad to cowl top)-No. 8-15 x 3/8"	4	32921-S8(U334)

Δ Includes attaching parts

YEAR	MODEL	DESCRIPTION	QTY.	PART NUMBER
16675 PAD - EMBLEM				
60	A	Improvise from flat rubber-.7. 56"long-. 62"wide-. 35" thick	1	★
64/	X	Hood-serviced only in C4DZ 16850-B	2	★
16700-1 LATCH - HOOD				
- A -				
60	A		1	C0AB 16700-F
61	A		1	C1AB 16700-D
62	A		1	C2AB 16700-A
63	A		1	C3AZ 16700-B
64	A		1	C4AZ 16700-A
- B -				
62	B		1	C2OZ 16700-B
63	B		1	C3OZ 16700-A
64	B		1	C4OZ 16700-A
- S -				
60	S	Hood catch	2	B9AB 16700-A
61, 63	S	R. H.	1	C2SZ 16700-A
		L. H.	1	C2SZ 16701-A
64/	S		1	C4SZ 16700-C
- X -				
60, 61	X		1	C1DB 16700-D
62	X		1	C2DZ 16700-A
63	X		1	C3DZ 16700-A
64/	X	Has (3) 5/16"-18 cage nuts	1	C5DZ 16700-A
60	A	Bolt (lock to panel-cowl top)-1/4"-28 x 1/2"	4	20309-S8(B150)
60	S	Bolt (lock to panel-cowl top)	7	
60	S (76A)	Bolt (lock to body)	8	
60	S	Lockwasher-1/4"	AR	34805-S8(X62)
60	A	Lockwasher-1/4"	4	
60	S	Nut-1/4"-28	AR	33796-S7(M61)
60	A	Nut-1/4"-28	4	
60	A	Screw (lock to hood) -1/4"-20 x .75"	4	371492-S2(BB569)
61	A	Bolt (lock to hood)-5/16"-24 x 1" hex. head	4	20387-S8(B157)
62	A		3	
61	A	Lockwasher (lock to hood)-internal tooth-5/16"	4	34906-S8(X98)
62	A		3	
61/63	S	Screw (lock to upper reinf.)-5/16"-24 x 1 1/8"	8	353483-S2(BB588)
62/64	X	Screw (lock to support)	4	
63/64	A, B	Screw (lock to support & brace)	4	
64	S	Screw (lock to reinf.)	3	
63/64	A, B	Nut retainer (lock to suppt. & brace)-6/16"-24	4	354926-S2(MM197)
64	S	Nut retainer (lock to reinf.)	3	
64	X	Screw (lock to lock suppt.)-5/16"-24 x 7/8"	3	353483-S2(BB588)
16B700 SUPPORT ASSY. - HOOD LATCH CONTROL ROD				
63	S		1	C3SZ 16B700-A
16B706 RETAINER - HOOD SOUND ABSORBER				
62/63	B-with A/C (8 cyl. 221, 260)		2	C2OZ 16B706-A
62/63	B-with A/C (8 cyl. 221, 260)	Screw (retainer to hood)-No. 10-14 x 5/8"pan head	6	31478-S7(U350)
16707 SUPPORT - HOOD LATCH - Also Refer to Group 16728				
- A -				
60	A		1	★C0AB 16707-B
61	A		1	C1AB 16707-A
62	A		1	C2AZ 16707-A
63	A		1	C3AZ 16707-A
64	A		1	C4AZ 16707-A
- B -				
63/64	B		1	C3OZ 16707-A
- X -				
62/63	X(6 cyl.)	"Before 1/21/63"	1	C2DZ 16707-A
63	X(6 & 8 cyl.)	"From 1/21/63"	1	C3DZ 16707-B
64/	X		1	C4DZ 16707-B

FORD CAR PARTS

SECTION 166

807

YEAR	MODEL	DESCRIPTION	QTY.	PART NUMBER
16707 SUPPORT - HOOD LATCH - continued - Also Refer to Group 16728				
60/61	A	Bolt (suppt. to apron & rad. suppt.)-5/16"-24 x 1 1/8"	2 or 3	353483-S2(BB588)
63/	A	Bolt (support to radiator support & apron)	2	
63/	X	Bolt (support to body at radiator support)	2	
63	X	Bolt (suppt. to No. 1 c/member)	1	
64	A	Nut retainer (support to apron & radiator)-5/16"-24	2	359952-S2(MM198)
63/	B	Screw (support to body)-5/16"-24 x 7/8"	2	353483-S2(BB588)
64	B, X	Nut (support to radiator support) 5/16"-24 lock	2	34393-S7(M98)
		Nut retainer 5/16"-24	1	359952-S2(MM198)
		Nut 5/16"-24	2	354299-S2(MM156)
63	X	Nut (suppt. to body at rad. suppt.)-5/16"-24	2	33798-S8(M62)
63	A	Nut (suppt. to rad. suppt.)	2	
63	X	Flatwasher (suppt. to body at rad. suppt.)-5/16"	2	44722-S8(X19)
63	A	Flatwasher (suppt. to rad. suppt.)	2	
16B708 LEVER ASSY. - HOOD LATCH RELEASE				
63	S		1	C3SZ 16B708-A
63	S	Nut & retainer (Lever to grille)-1/4"-20-improvise	2	★376996-S2
16B710 BUMPER - HOOD LATCH RELEASE				
63	S		1	C3SZ 16B710-A
16B714 SPRING - HOOD LATCH RELEASE				
63	S		1	C3SZ 16B714-A
16728 SUPPORT - HOOD LATCH DOWEL - Also refer to Group 16707				
60/62	A		1	C2YY 16728-A
		Bolt (support to hood lock hook support)-5/16"-24 x 1 1/8"	2	353483-S2(BB588)
16738 INSULATOR - HOOD				
63/64	A	Fiber glass-44.78" x 31.96" x 3/4"-makes 3 pcs.	1	C3AZ 16738-A
62/63	B	Fiber glass-37.22" x 37.12" x 3/4"-makes 4 pcs.	1	C3OZ 16738-A
61/63	S	Side-fiber glass-13.40" x 42" x 1"-makes 2 pcs.	1	C1SZ 16738-B
64/	S	Side-fiber glass-36.80" x 3.80" x 1	2	C4SZ 16738-B
64/	S	Center-fiber glass-33.75" x 28.33" x 1.00	1	C6SZ 16738-A
61/63	S		1	
61	X (64C)	Fiber glass-36.92" x 36.14" x 1"-makes 4 pcs.	1	C2DZ 16738-A
62	X		1	
16740 PAD - HOOD - RUBBER - (ON COWL)				
- A -				
60/62	A	50.36" long -straight side 1" long	1	C0AZ 16740-A
63/64	A	50.36" long -straight side-1 1/4" long	1	C3AZ 16740-A
- B -				
62	B	42.48" long-includes 7 retainers	1	C2DZ 16740-A
63/64	B	38" long	1	C3OZ 16740-A
- S -				
61/	S	50.36" long	1	C0AZ 16740-A
- X -				
60/63	X	42.48" long-includes 7 retainers	1	C2DZ 16740-A
64/	X	45.48" long-includes 9 retainers	1	C4DZ 16740-A
60/61	X	Screw (pad and hood bumper to cowl top) - No. 8-15 x 3/8"	13	32921-S8(U334)
62	B, X	Lockwasher No. 8	4	34938-S8(X85)
64	X	Screw (pad & pad suppt. to cowl)-No. 8-18 x 3/4"	4	376378-S101(UU97)
16742 ROD - HOOD LATCH CONTROL				
61/62	S		1	C1SZ 16742-C
63	S		1	C3SZ 16742-A
16A746 RETAINER - HOOD FRONT MOULDING - Refer to Group 16A076				
16747 BRACE - HOOD LATCH SUPPORT				
- A -				
63	A		1	C3AZ 16747-A
64	A		1	C4AZ 16747-A
- B -				
63/64	B		1	C3OZ 16747-A

YEAR	MODEL	DESCRIPTION	QTY.	PART NUMBER
16747 BRACE - HOOD LATCH SUPPORT - continued				
- X -				
64/	X		1	C4DZ 16747-C
63/64	B	Screw (brace to body)-5/16"-24 x 7/8"	1	353483-S2(BB588)
63/64	B	Nut-retainer (brace to body)-5/16"-24	1	359952-S2(MM198)
64	X	Nut-retainer (brace to support)	2	
63/64	A	Screw(brace to rad. suppt.)-5-16"-24	1	353483-S2(BB588)
64	X	Screw (brace to No. 1 c/member)	1	
64	X	Screw (brace to support)	2	
	A	Nut(brace to rad. suppt.)-5/16"-24 lock	1	34393-S7(M98)
16B750 NUT - HOOD LATCH DOWEL SPRING RETAINING				
63/64	A, B		1	C3AZ 16B750-A
64	S		1	
64	S	Use with C4SZ 16612-B hood	1	C5SZ 16B750-A
16B756 EXTENSION - HOOD LATCH RELEASE LEVER				
64	A		1	C4AZ 16B756-A
64	A	Screw (extension to lever)-5/16"-24 x 1/2"	1	20311-S8(B153)
64	A	Lockwasher (extension to lever)-5/16"	1	34806-S7(X64)
16758 BUMPER - HOOD				
- A -				
80	A	On fender-wedge shape-1 1/2" long	4	C0AB 16763-B
60/62	A(71)	Rear seat back stop-stud w/rubber tip-3/8"-24	3	B5A 16769-A
60/62	A	To cowl top-stud w/rubber tip	2	B9A 16769-A
61/62	A	On fender-"J" shape-2" long	4	C1AB 16763-A
63	A (71)	Use with tailgate (40709) as over slam bumper - "J" shape-2" long	2	C1MB 16763-A
63/64	A	On fender-push-in type-3/4" wide	4	C3AZ 16758-A
63/64	A	On rad. suppt. brace-stud w/rubber tip-5/16"-24 thrd	2	C2OB 16763-A
- B -				
62	B	On fender-push-in type-1 3/8" wide-wedge	4	C2OB 16758-A
62/64	B	On rad. grille panel-stud w/rubber tip-5/16"-24 thrd	2	C2OB 16763-A
63/	B	On cowl-wedge shape-1 1/2" long	2	C3OZ 16763-A
63/	B	On fender-push-in type-1 1/8" wide-3/8" mtg. tip	4	C3OZ 16758-A
- S -				
60	S	On hood-push-in type-1" wide-5/8" mtg. tip	4	B7A 16758-A
60	S	Hood to cowl top-stud w/rubber tip-3/8"-24	2	B5A 16769-A
61/62	S	"Before 5/22/62" On fender-wedge shape-1 1/2" long	4	C1SB 16763-B
62/	S	"From 5/22/62" On fender-wedge shape-1 1/2" long	4	C2SZ 16763-A
61/62	S (63A)	Luggage compt. door-stud w/rubber tip-3/8"-24 thrd	2	C4SZ 16763-A
61/	S	Hood to radiator support reinforcement	2	
64	S	On fender -push-in type-1 3/8" wide-square	4	C4DZ 16758-A
- X -				
60	X(59A, 78A)	Fender to hood front-stud w/rubber tip-3/8"-24	2	B5A 16769-A
60	X (58A, 64A)	Luggage compartment door	2	
60/62	X	To cowl top-stud w/rubber tip	2	B9A 16769-A
60/64	X	Hood front to radiator support	2	
62/63	X	On fender-wedge shape-1 3/4" long	4	C2DB 16763-A
60/61	X	On hood-push-in type-1" wide-5/8" mtg. tip	4	B7A 16758-A
61/63	X(59, 71, 78)	Rear seat mounting-stud with rubber tip-3/8"-24 thread	2	C4TZ 16758-B
64	X(59, 71)	Rear seat mounting	2	
61/63	X (54, 58, 62, 64, 76)	Luggage compartment door	2	
64/	X	On fender-push-in type-1 3/8" wide-square	4	C4DZ 16758-A
60	X	Nut-5/16"-24	2	33923-S7(M32)
63/	X	Nut (bumper to radiator support)	2	
61/62	A	Nut (bumper to rad. suppt. brace-above brace)	2	
60	A, X	Nut-retainer-5/16"-24	2	359952-S2(MM198)
61/62	A	Locknut (bumper to rad. suppt. brace-below brace)-5/16"-24	2	34393-S7(M98)
62/63	X	Nut-retainer (bumper to fender)-5/16"-24	4	359952-S2(MM198)
61/63	S	Screw (bumper to fender)-No. 10-12 x 1/2" pan hd.	4	52727-S8(U382)
64	B	Screw (bumper to cowl)	2	
64	A(71)	Screw (bumper to quarter panel extension)	2	
61/62	A	Screw (bumper to fender)	4	

FORD CAR PARTS

SECTION 166

809

YEAR	MODEL	DESCRIPTION	QTY.	PART NUMBER
16758 BUMPER - HOOD - continued				
60/62	A	Screw (bumper to fender) No. 10 -12 x 1/2"	4	32924-S7(U344)
61/	S	Screw (bumper to fender)	4	
62	X	Screw (bumper to fender)	4	
63	A(71)	Screw (bumper to quarter panel extension)	2	
63	B	Screw (bumper to cowl top)	2	
63/	A	Nut (bumper to rad. suppt. brace-above brace)- 5/16"-24	2	33923-S8(M32)
62/	B	Nut(bumper to radiator grille opening panel)	2	
63/	B	Nut (bumper to radiator support)	2	
63/	A	Nut (bumper to rad. suppt. brace-below brace)- 5/16"-24	2	354299-S2(MM156)
62	X	Nut-retainer (bumper to cowl top)-5/16"-24	2	354926-S2(MM197)
62/	X	Nut-retainer (bumper to body at radiator support)	2	
63	B	Nut-retainer (bumper to radiator support bracket)	2	
63/	S	Nut (bumper to rad. suppt. reinf.)-3/8"-24 lock	2	351022-S2(MM138)
63	X	Nut (bumper to door or seat)	2	
64	X(59, 71)	Nut (bumper to rear seat mtg.)	2	
		Nut (bumper adjustment)-3/8"-24	AR	33925-S7(M33)
16A758 GRILLE - HOOD FRONT ORNAMENT - Refer to Group 16637				
16762 ORNAMENT - HOOD TOP				
60	A	Upper	1	C0AB 16762-A
63	A	Includes attaching screws	1	C3AZ 16762-A
16763 BUMPER - HOOD - Refer to Group 16758				
16767 SPRING - HOOD LATCH CAM				
60	X	Coil type-3 coils-. 57" I. D.	1	C0DB 16767-B
16769 BUMPER - HOOD - Refer to Group 16758				
16772 SPRING - HOOD LATCH LOCK RELEASE LEVER				
63	A	"From 10/18/62" Coil spring-hook at each end-2.1" free length	1	C3AZ 16772-A
64	A	Coil spring-no hooks-1.3" free length	1	C4AZ 16772-A
16B774 BAR - HOOD FRONT ORNAMENT - Refer to Group 16637				
16B782 HOUSING - HOOD FRONT ORNAMENT - Refer to Group 16637				
16789 SPRING - HOOD HOLD DOWN				
- A -				
60	A	Circular-clock spring type	2	★C0AB 16789-B
61/64	A	Coil type-8" o/all length-1.29" O. D.	2	C1AZ 16789-B
- B -				
62	B	Coil type-6.58" o/all length	2	C2OZ 16789-A
63/	B	Coil type-5.41" o/all length	2	C3OZ 16789-A
- S -				
61/	S	Coil type-8 1/4" o/all length-2 1/8" O. D.	2	C1SZ 16789-A
- X -				
63	X	Coil type-6.58"o/all length-used w/C3DZ 16796-7-A	2	C2OZ 16789-A
64/	X	Coil type-5.41"o/all length	2	C3OZ 16789-A
16795 PLATE - HOOD HINGE				
61/	S	Triangular-5/16"	2	C1SZ 16795-B

FORD CAR PARTS

YEAR	MODEL	DESCRIPTION	QTY.	PART NUMBER
16796-7 HINGE - HOOD				
- A -				
60	A	R. H.	1	C0AB 16796-A
		L. H.	1	C0AB 16797-A
61/64	A	R. H.	1	C3AZ 16796-A
		L. H.	1	C3AZ 16797-A
- B -				
62	B	R. H.	1	C2OZ 16796-A
		L. H.	1	C2OZ 16797-A
63/	B	R. H.	1	C3OZ 16796-A
		L. H.	1	C3OZ 16797-A
- S -				
60	S	R. H.	1	C0SB 16796-A
		L. H.	1	C0SB 16797-A
61/	S	R. H.	1	C1SZ 16796-D
		L. H.	1	C1SZ 16797-D
- X -				
60/63	X	R. H.-uses C2OZ 16789-A spring	1	C3DZ 16796-A
		L. H.-uses C2OZ 16789-A spring	1	C3DZ 16797-A
64/	X	R. H.	1	C3OZ 16796-A
		L. H.	1	C3OZ 16797-A
60	A	Bolt (hinge to hood or to pillar and cowl side)- 5/16"-24 x 1 1/8"	4or8	353483-S2(BB588)
60/	X	Bolt (hinge to hood or fender apron)	4or6	
63/	A	Bolt (hinge to dash panel or fender)	6	
63	S	Bolt (hinge to hood or fender apron)	10	
60	S	Screw (hinge to apron)-3/8"-16 x .75"	4	370608-S2(BB579)
60	S	Screw (hinge to rad. & apron suppt.)-3/8"-16 x 2.31"	4	*370609-S2
60	S	Pin - 5/16" x 4 1/4" clevis	2	*74048-S8
60	S	Pin -1/8" x 3/4" cotter	2	72035-S7(N51)
60	S	Bolt (hinge to hood 5/16"-18 x 3/4"	4	20346-S8(B50)
60	S	Lockwasher - 5/16"	4	*34941-S7
60	S	Flatwasher - 5/16"	4	44725-S8(X22)
62/63	A	Screw & washer assy. (hinge to hood)-5/16"- 24 x 1" hex. head	4	377937-S(BB210B)
63/	A	Flatwasher-5/16"(hinge to fender)	2	*371493-S8
64	A	Screw & washer(hinge to hood)-5/16"-24x1.06"	4	372379-S2(BB591)
62/	B	Bolt (hinge to hood or fender apron)-5/16"-24 x 1"	4or6	20387-S8(B157)
64	X	Bolt(hinge to hood or fender apron)	10	
62/	B	Lockwasher (hinge to hood on apron)-5/16" internal tooth	4or6	34906-S8(X98)
64	X	Lockwasher(hinge to hood or fender apron)	10	
63	S	Nut-retainer (hinge to hood)-5/16"-24	4	357552-S2(MM199)
64	S	Nut-retainer(hinge to hood)-5/16"-24	4	*376757-S2
64	S	Screw & washer(hinge to apron)-5/16"-24x1.06"	6	*377997-S2
64	S	Screw & washer(hinge to hood)-5/16"-24x.88"	4	353483-S2(BB588)
16825 EXTENSION - HOOD LATCH LEVER				
61/63	S		1	C1SB 16825-A
		Screw (extension to control rod)-No. 10- 32 x 3/8"	1	*42727-S7
16826 ROD - HOOD SUPPORT				
60/61	X	36 3/4" long-cut 1/4" from upper end if required	1	C0DB 16826-A
62/63	X	Used with non-counterbalance hood hinges	1	C2DZ 16826-A
60/63	X	Cotter pin (hood support to frt. fender)- 1/16" x 3/4"	1	72015-S(N40)
60/63	X	Flatwasher (hood support to frt. fender) 5/16"	2	44722-S8(X19)
		Flatwasher (hood support to body)	2	
60/63	X	Pin (hood support to body at support-front fender & radiator)-3/32" x 5/8"	1	72016-S7(N44)
60/63	X-with A/C	Clip (replaces 352976-S32-used to secure hood support rod on apron)	1	352999-S32(GG17)
62/63	X	Clip (hood support rod on apron)	1	352976-S32 (GG208A)

FORD CAR PARTS

SECTION 166

811

YEAR	MODEL	DESCRIPTION	QTY.	PART NUMBER
16832 SPRING - HOOD SUPPORT ROD				
60/63	X		1	8A 16832
		Cotter pin-1/16" x 3/4"	1	72015-S(N40)
		Flat washer-5/16"	2	44722-S8(X19)
16850 ORNAMENT ASSY. - HOOD TOP - Also refer to Group 16851				
- A -				
64	A		1	C4AZ 16850-A
- X -				
64/	X(54B-D, 62B-D, 63B-C, 71B-C, 76A-B)		1	C4DZ 16850-B
64	X(59B, 63)		1	
64	A	Nut (ornament to hood)-No. 10-24	2	45243-S8(M178)
64	X(54B-D, 59B, 62B-C-D, 63, 71B-C-D, 76)	Nut (ornament to hood)	2	
16856-7 MOULDING - HOOD FRONT LOWER - Includes Attaching Parts				
- A -				
60	A	R. H. outer	1	C0AB 16856-B
		L. H. outer	1	C0AB 16857-B
	A	Center	1	C0AB 16958-A
61	A		1	C1AB 16856-A
62	A		1	C2AB 16856-A
64	A		1	C4AZ 16856-A
- B -				
64	B		1	C4OZ 16856-A
- S -				
61/63	S	R. H.	1	C1SB 16856-A
		L. H.	1	C1SB 16857-A
		Center	1	C1SZ 16958-A
60	A	Screw (outer mouldings to hood)-No. 10-12 x 1/2"	4	32924-S7(U344)
60	A	Nut-No. 10-24	AR	45243-S8(M178)
61/63	S	Screw (moulding hood front outer to hood welded) No. 10-24 x 3/8"	8	40905-S7(U258)
64	B	Nut (moulding to hood)-No. 10-24	6	45243-S8(M178)
64	A	Nut (moulding to hood)-No. 10-24	AR	377633-S7 (MM115F)
16A876 CLIP - HOOD SUPPORT ROD RETAINING - CENTER				
62/63	X		1	C2DB 16A876-A
16877 CLAMP - HOOD CATCH CONTROL CABLE				
60/62	S		1or3	16H 16877-B
64	A(289-A/C), B(260-A/C), X(144, 170)	With fast idle control	1	
		Screw (hood catch control clamp to cable)- No. 12-28 x 1/4"	AR	89735-S18(U403)
16A878 CLIP - HOOD SUPPORT ROD RETAINING - OUTER				
62/63	X		1	C2DB 16A878-A
16892 HOOK - HOOD AUXILIARY CATCH				
- A -				
62	A		1	C2AB 16892-A
63/64	A		1	C3AZ 16892-A
- B -				
62	B		1	C2OZ 16892-A
63/64	B		1	C3OZ 16892-A
- S -				
61/63	S		1	C1SB 16892-B
64/	S		1	C4SZ 16892-A

YEAR	MODEL	DESCRIPTION	QTY.	PART NUMBER
16892 HOOK - HOOD AUXILIARY CATCH - continued				
- X -				
62/63	X		1	C3DZ 16892-A
62	A	Lockwasher (hook to hood)-internal tooth-5/16"	1	34906-S8(X98)
62	B		2	
62	A	Bolt (hook to hood)-5/16"-24 x 1" hex. head	1	20387-S8(B157)
62	B		2	
62/63	X	Screw (hook to hood)-5/16"-24 x 1 1/8"	2	353483-S2(BB588)
63/64	A, B		2	
63/	S	Screw (hook to hood)	2	
16897 SPRING - HOOD AUXILIARY CATCH				
64/	X		2	C4DZ 16897-A
16A908 PLATE - HOOD AUXILIARY CATCH STRIKER PLATE				
62/63	X		1	C2DB 16A908-A
16916 CABLE ASSY. - HOOD CATCH CONTROL				
60	S	23.25" core-19.50" housing	1	BAK 16916-A
61/62	S	71.50" core-67.25" housing	1	C1SB 16916-E
60/62	A	Lockwasher-3/8"	2	34920-S7
60/62	S	Set screw-No. 12-28 pointed	2	89735-S18(U403)
60/62	S	Clip (cable to bellcrank mounting bracket)	2	378897-S7-8 (GG162A)
60	S	Grommet (cable thru cowl side pillar)	1	353789-S(KK6)
61/62	S	Clip (cable-hood catch to apron-front fender)	1	358360-S32 (GG143)
		Clip (cable-hood catch to mounting on body-L.H.)	2	
61/62	S	Screw (clip to apron)-No. 14-14 x 1/2"	2	31497-S8(U254)
61/62	S	Grommet (cable-hood catch thru dash panel)	1	353630-S(KK25)
16917 CABLE ASSY. - HOOD LATCH REMOTE CONTROL				
60	S		1	B8S 16917-A
		Clip (hood catch control cable)	1	352974-S100 (GG170)
		Screw (cable to control)-No. 12-28-headless set	1	89735-S18(U403)
16918 PLATE - HOOD AUXILIARY CATCH STRIKER				
61/63	S		1	C1SB 16918-B
63	X		1	C3DZ 16918-A
64/	X		1	C4DZ 16918-B
60	X	Bolt (plate to radiator support)-5/16"-24 x 7/8"	2	353483-S2(BB588)
60	S	Bolt (plate to fender)- 1/4"-20 x 1/2"	2	20308-S7(B10)
60	S	Nut - 1/4"-20	2	20308-S7-8(B40)
62/63	X	Screw (plate to support & rad.)-5/16"-24 x 1 1/8"	2	353483-S2(BB588)
62/63	S	Screw (plate to rad. suppt. upper reinf.)	3	
16921 SPRING - HOOD LATCH TRIGGER				
60	S	Coil type with curved ends	1	B6A 16921-A
64	A	Coil type with straight ends	1	C4AZ 16921-A
16925 SPRING - HOOD LATCH - (Coil Type - Flat Ends)				
60/62	A	Tapered sides-1 1/4" free length	1	B5S 16925-A
63/64	A	Straight sides-3.44" free length	1	C3AZ 16925-A
62	B	Tapered sides-1 3/4" free length	1	C1SB 16925-A
63/64	B	Straight sides-3.44" free length	1	C3AZ 16925-A
61/63	S	Tapered sides-1 3/4" free length	2	C1SB 16925-A
64/	S	Straight sides-3.44" free length	1	C3AZ 16925-A
62/63	X	Straight sides-2.58" free length	1	C2DZ 16925-A
61/	S	Flatwasher 1/2"	2	44735-S8(X32)

FORD CAR PARTS

SECTION 166

813

YEAR	MODEL	DESCRIPTION	QTY.	PART NUMBER
16927 GUIDE - HOOD LATCH SPRING				
60/62	A		1	C0AB 16927-A
62	B		1	
61/63	S		2	
16929 LATCH - HOOD DOWEL OR HOOK TYPE				
- A -				
60/62	A	Dowel type(1/2"-20)-1.45"threaded, 2.75"length	1	B5S 16929-A
63/64	A	Dowel type (1/2"-20)-2"threaded-4" length	1	C2OZ 16929-A
- B -				
62	B	Dowel type (1/2"-20)-2" threaded, 4" length	1	C2OZ 16929-A
63/64	B	Dowel type(1/2"-20)-1.60" threaded, 4.20" length	1	C3OZ 16929-A
- S -				
61/63	S	Dowel type (1/2"-20)-2.26" threaded, 3.69" length	2	C1SB 16929-A
64	S	Dowel type (1/2"-20)-2" threaded, 4" length	1	C2OZ 16929-A
64	S	Use with C4SZ 16612-B hood	1	C5SZ 16929-A
- X -				
60/61	X(except A/C)	Hook type	1	C0DB 16929-B
62/63	X	Dowel type (1/2"-20)-1.57" threaded, 3.60" length	1	C2DB 16929-A
64	X	"Before 4/1/64" Dowel type(1/2"-20)-1.74" threaded, 4.92"length	1	C4DZ 16929-A
64/	X	"From 4/1/64" Dowel type (1/2"-13)-1.74"threaded,4.92" length	1	C5ZZ 16929-A
60/62	A, S	Nut (dowel to support)-1/2"-20 jam	1or2	33943-S8(M36)
62/	X, B	Nut (dowel to hood)	1	
63/	A	Nut (dowel to hood)	1	
63	S	Nut (dowel to hood inner panel at lock)	2	
60/	A, S	Lockwasher-1/2"	1or2	34809-S8(X68)
60/	S	Washer-square-1/2"	2	★358681-S8
60	X	Bolt(hook to rad.grille ctr.suppt.)-5/16"-24 x 1 1/8"	2	353483-S2(BB588)
62/	X	Washer (dowel to hood)-1/2" flat	1	44735-S8(X32)
62/	B		2	
63	A	Washer (dowel to hood)	1	
16930 BRACKET - HOOD LATCH CONTROL CABLE				
60	S		1	B8S 16930-A
60	S	Screw (bracket to instrument panel)- No. 10-24 x 5/8"-hex. head special	2	352879-S8(BB528)
60	S	Nut No. 12-24	2	34054-S8(M157)
60	S	Flatwasher -No. 12	2	44716-S8(X15)
16958 MOULDING - HOOD FRONT - Refer to Group 16856-7				
16960 REINFORCEMENT - HOOD LATCH HOOK				
60/61	X		1	★C0DB 16960-B
16993 BUMPER - HOOD LATCH CAM				
60	S		2	B7A 16993-A

Included in this index are the following major groups in the order shown below:

TOOLS and JACK PARTS
SPEEDOMETER and TACHOMETER

WINDSHIELD WIPER, WINDSHIELD WASHER and RELATED PARTS
BUMPERS and RELATED PARTS, MIRRORS and RELATED PARTS

SHOCK ABSORBER
HEATER and AIR CONDITIONER

RADIO, STEREO TAPE, MULTIPLEX SYSTEMS
ACCESSORIES - MISCELLANEOUS

INDEX

SECTIONS 170 and 173 - TOOLS, JACK PARTS, SPEEDOMETER and TACHOMETER

PART NAME	GROUP NUMBER	PART NAME	GROUP NUMBER
Base assy. (jack)	17088	Kit (speedometer cable tip replacement)	17A254
Bezel assy. (speedometer)	17A260-1	Kit (tachometer mounting bracket)	17368
Bracket (jack stowage)	17A039-40	Lens (odometer)	17B251
Bracket (tachometer mounting)	17368	Lens (speedometer dial opening)	17259
Bushing (speedometer cable)	17A359	Lift ass'y. (bumper jack)	17115
Cable (speedometer)-for assy. see group 17260, for core see groups 17260 & 17262	17260 & 62	Mask (speedometer)	17318
Case (speedometer)	17289	Nut (speedometer cable)	17A360
	17302	Nut (speed control)	18A508
Casing & core assy. (speedometer drive)	17260	Oil seal (gear bearing)	17298
Clamp (wheel wrench & jack)	17091	Plate (tachometer mounting)	17B261
Column ass'y. (jack)	17084	Retainer (driven gear)	17292
Core (speedometer drive)	17262	Retainer (jack)	17A012
Dial & mask assy. (speedometer)	17A334	Retainer (odometer lens)	17B252
Dial assy. (speedometer front)	17A258	Retainer (speedometer case grommet)	17305
Gasket (speedometer case)	17303	Retainer (speedometer dial lens)	17A279
Gear ass'y. (driven)	17322	Spacer (speedometer dial)	17A317
Gear assy. (speedometer driven)	17271	Speedometer ass'y.	17255
Gear (driving)	17285		17282
Grommet (speedometer case)	17304	Spring (jack hold down)	17119
Handle (jack)	17032	Tachometer ass'y.	17360
Hook assy. (bumper jack)	17A003	Tachometer kit	17A326
Jack & base (bumper)	17080	Tee (tachometer)	17B308
		Tool (electrical terminal crimping)	17018
		Wrench (jack handle & wheel nut)	17032

SECTIONS 175-176 - WINDSHIELD WIPER, WINDSHIELD WASHER and RELATED PARTS

Adaptor (electric w/s wiper control co-ordinator)	17A474	Boot (wiper terminal seal)	17C440
Adaptor (windshield washer control cable)	17A607	Bracket (motor mounting)	17496
Adaptor (wiper arm pivot shaft)	17524	Bracket (windshield washer reservoir mounting)	17651
Arm & link ass'y. (electric w/s wiper)	17A464	Bracket (wiper control)	17C443
Arm & pivot shaft (mounting)	17566-7	Brush & terminal assy. (wiper motor)	17B566
Arm ass'y.	17526-7	Cable assy. (windshield washer control)	17A611
Arm (electric w/s wiper output)	17A436	Cam (electric windshield wiper motor)	17A461
Arm (windshield wiper drive)	17B545	Clip (windshield wiper adapter and connecting arm)	17531
Arm (windshield wiper mounting)	17540	Connector (vacuum pump to manifold tube)	17491
Armature (windshield wiper motor)	17A485	Connector (windshield washer hose reducer)	17A612
Bag (windshield washer)	17618	Connector (wiper motor hose)	17C472
Bezel (windshield wiper control)	18598	Control ass'y.	17470
Blade (windshield wiper)	17528	Control ass'y. (windshield washer)	17664
Blade (windshield wiper-less frame)	17593	Co-ordinator (windshield washer control)	17606
Body (auxiliary drive)	17579	Cover (reservoir)	17632

INDEX

SECTIONS 175-176 - WINDSHIELD WIPER, WINDSHIELD WASHER and RELATED PARTS - continued

PART NAME	GROUP NUMBER	PART NAME	GROUP NUMBER
Cover (windshield wiper switch wiring)	17A526	Plate (windshield wiper motor seal)	17C429
Cover (wiper gear)	17A511	Reservoir (windshield washer)	17618
Cup & magnet ass'y. (wiper motor)	17B584	Resistor & terminal ass'y. (wiper motor)	17B511
Fuse (electric vacuum pump)	14526	Retainer (windshield wiper switch)	17C491
Gasket (electric w/s wiper motor switch cover)	17471	Screw ass'y. (wiper motor shaft stop)	17A549
Gasket (silencer to hose)	2149	Seal (wiper pivot shaft)	17A475
Gasket (windshield wiper motor seal)	17C430	Shaft (electric w/s wiper output)	17A435
Gasket (wiper control)	17C448	Shield (connecting arm water)	17492
Gasket (wiper control indicator lens)	17C473	Shield (wiper motor water)	17C441
Gear & shaft ass'y. (wiper output)	17A434	Sleeve (windshield wiper motor switch)	17C428
Gear & stop ass'y. (electric w/s wiper output)	17A556	Slinger (wiper output shaft)	17C455
Gear ass'y. (electric w/s wiper motor input)	17A479	Spacer (windshield wiper mounting - outer)	17514-5
Grommet ass'y. (wiper motor mounting bracket)	17C431	Spacer (wiper pivot shaft inner)	17B588
Hose (windshield washer)	17543	Spring (electric w/s wiper cam return)	17A501
	17580	Spring (electric w/s wiper motor brush)	17B599
	17A605	Spring (washer control arm return)	17A639
Housing (pivot shaft)	17554-5	Switch & control (electric windshield wiper)	17B479
Housing (windshield wiper)	17A431	Switch ass'y. (windshield washer control)	17A625
Insulator (wiper motor water shield)	17C444	Switch (electric windshield wiper & washer)	17A553
Jet & bracket ass'y. (windshield washer nozzle)	17603	Switch (electric windshield wiper control)	17A555
Kit (cam replacement)-electric windshield wiper	17A500	Tee ass'y. (jar to hose)	17615
Kit (washer nozzle repair)	17A638	Tee ass'y. (windshield washer hose)	17587
Kit (windshield washer)	17A603	Tee (windshield washer hose)	17A601
Kit (windshield wiper armature & gear)	17C437	Tube ass'y. (wiper motor upper return)	17B476
Kit (windshield wiper kicker & shuttle repair)	17B483	Tube ass'y. (wiper motor return)	17B593
Knob ass'y. (control)	17513	Tube ass'y. (wiper pressure feed)	17B474
Lead ass'y. (electric w/s wiper motor)	17A499	Tube (vacuum to motor hose)	17536
Lens (wiper control indicator lamp)	17B471	Valve (windshield wiper motor vacuum check)	17522
Lever (wiper park switch)	17B549	Valve ass'y. (windshield washer control)	17A614
Motor ass'y. (windshield wiper)	17508	Washer (arm to pivot shaft)	17541
	17504	Windshield washer kit	17A603
Nozzle ass'y. (windshield washer jet)	17600	Windshield wiper motor kit (kicker and shuttle)	17B483
Nut (control)	17512	Wire (wiper motor ground)	17A425
Pin (windshield wiper motor)	17B563	Wiring & switch ass'y. (w/s wiper co-ordinator)	17B586
Pin (wiper motor contact operating)	17B564	Wiring ass'y. (electric w/s wiper switch to motor)	17B587
Plate & switch ass'y. (windshield wiper motor)	17B583	Wiring (windshield washer switch to motor)	17A622
Plate (windshield wiper motor mounting)	17B518		17A625
Plate (windshield wiper motor mounting)	17B517	Wiring (windshield wiper switch to ignition switch)	17A460

SECTION 176 - BUMPERS and RELATED PARTS - MIRRORS and RELATED PARTS

Absorber (bumper bar to impact bar)	17A924	Bracket (rear bumper center arm to floor)	17A910
Arm (front bumper)	17754-5	Bracket (rear bumper inner arm mounting)	17A750-1
Arm (front bumper center)	17182	Bracket (rear bumper outer arm anchor)	17852-3
Arm (front bumper-inner)	17766-7	Bumper (front)	17756-7
Arm (rear bumper)-center	17787	Bumper (rear)	17906
Arm (rear bumper)-center	17A753	Bumper (rear bumper reinforcement)	17B874
Arm (rear bumper outer)	17795-6	Button (inside rear view mirror)	17B722
Arm (rear view mirror)-inside	17690	Cap (rear bumper bolt)	17B898
Bar ass'y. (rear bumper impact outer)	17864-5	Deflector ass'y. (front bumper stone)	17748
Bar (rear bumper name plate)	17B847		17A878
Bezel ass'y. (rear bumper reflector)	17A850-1		17779
Bezel (outside mirror control)	17530	Deflector (front floor No. 2 cross member stone)	17A998
Bolt (bumper)	17758	Deflector (rear bumper stone end)	17836-7
Brace (front bumper end)	17204-5		17808
	17A820-1		17814
Brace (rear bumper arm support)	17A856-7		17A877
Bracket ass'y. (rear view inside mirror) ball stud	17698		17A961
Bracket (front license plate mounting)	17736	Filler (rear bumper impact bar)	17A970
	17A385	Filler (rear bumper to lower back panel)	17888-9

INDEX

SECTIONS 184,190 - HEATER and/or AIR CONDITIONER - continued

PART NAME	GROUP NUMBER	PART NAME	GROUP NUMBER
Clamp (heater hose)	18572	Lever (air conditioner & heater control switch actuating)	19A524
Collar & connector (heater inlet)	18A566	Medallion (register)	19A551
Compressor assy.	19703	Motor assy. (heater blower or rear defogger)	18527
Condenser core assy.	19710-12	Motor (air conditioner heater control)	18A318
Connector & plate (heater air inlet duct)	18A594	Motor (blower)	19805
Connector (heater inlet)	18A568	Nozzle (windshield defroster hose)	18490-1
Connector (heater plenum chamber to def. nozzle)	18A619-20	Nut (blower switch)	18545
Connector (heater plenum chamber to defroster nozzle)	19466	Pan assy. (evaporator drain)	19859
Connectors (refrigerant line)	19C705	Panel assy. (air deflector-A/C)	19B837
Control assy. (air conditioner & heater air)	19A522	Panel ass'y. (control)	18549
Control ass'y. (heater air)	18552	Panel (air conditioner evaporator case)	19A629
Control ass'y. (temperature)	18518		19802
Control (defroster and air)	18548		19803
Control (panel assy.)	19980		19A998
Control (temperature)	19988	Panel & retainer (heater control)	18A651
Core ass'y. (heater)	18476	Plate assy. (blower motor mounting-A/C)	19A598
Core assy. (evaporator)	19860	Plate assy. (heater core case)	18B279
Coupling (self sealing)-includes check valve	19B595-6	Plate assy. (heater motor mounting)	18564
Cover assy. (evaporator)-A/C	19B735	Plate (heater control trim)	18B312
Cover (blower motor dash panel opening)	19A795-6	Register (console panel)	19B704
Cover (heater motor dash panel opening)	18A475	Register (evaporator)	19A995
Cover (heater temperature reg. control opening)	18A465	Register (evaporator)-outer	19A671
Deflector (heater air outlet-left hand door)	18B416	Register (evaporator)-side	19A682
Deflector (heater housing)-air	18A607	Resistor (blower motor)	19A706
Dehydrator & receiver tank ass'y.	19959	Resistor (heater switch to blower motor)	18591
Door & hinge (heater air ventilation)	18A646	Retainer (evaporator register)	19B635
Door & housing plate assy. (heater air inlet)	18B306	Retainer (evaporator)-side register	19A683
Duct assy. (A/C evaporator case to connector)	19B737	Screen (evaporator water impingement)	19B562
Duct ass'y. (evaporator to instr. panel register)	19B680	Seal ass'y. (compressor crankshaft)	19655
Duct assy. (heater air inlet)	18B259	Seal (blower motor dash panel opening)	19A797
Elbow (heater hose)	18599	Seal (compressor shaft replacement)	19670
Fan ass'y. (heater blower)	18504	Seal (core tubes to evaporator case)	18A597
Gasket (blower motor mounting)	18583	Seal (evaporator case to blower housing)	19B582
Gasket (compressor discharge & suction fitting)	19604	Seal (evaporator case top panel to blower housing)	19B584
Gasket (compressor valve plate)	19B994	Seal (evaporator drain hose to floor)	19A989
Gasket (heater core tube)	18596	Seal (heater water control valve)	19460
Gasket (heater inlet)	18A596	Seal (tubes to dash panel)	19B588
Grille (air conditioner vent air outlet)	18A499		19B597
Guard (evaporator fan)	19742	Sight glass (evaporator liquid indicator)	19B673
Guide (heater regulator control lever)	18B257	Sleeve assy. (evaporator drain tube)	19B889
Heater and defroster (kit)	18455	Socket & wire assy. (control panel lamp)	18541
Hose assy. (compressor to condenser)	19972	Switch assy. (blower motor grounding)	19B914
Hose assy. (heater & defroster control-vacuum feed)	18A556	Switch assy. (damper door)	19B888
Hose (control motor vacuum supply)	18A358	Switch ass'y. (heater)	18578
Hose (defroster)	18556	Switch (blower)	19986
Hose (evaporator drain-air conditioner)	19858	Switch (temperature control)	19A945
Hose (heater duct to air valve)	19344	Tank & bracket assy. (vacuum reservoir)	19A566
Hose (heater temperature control vacuum inlet)	18666	Thermostat (evaporator temperature control)	19618
Hose (heater temperature control vacuum outlet)	18668	Trap (evaporator drain)	19998
Hose (heater water)	18472	Tube assy. (condenser inlet)	19C700
Hose (vacuum supply inlet)	19B649	Tube ass'y. (dehydrator to evaporator)	19835
Hose or tubing (refrigerant line)	19C708	Tube assy. (evaporator to compressor shut-off valve)	19867
Housing (compression crankshaft front bearing)	19697		19837
Insulator (evaporator case cover)	19B666	Tube assy. (heater-hot water)	18B402
Kit (air conditioner)	19700	Tube (blower housing to blower motor)	19A786
Kit (air conditioner drive modification)	19B969	Tube (heater core by-pass)	18B595
Kit (compressor gasket)	19B684	Tube (heater water outlet)	18663
Kit (heater door & air duct handle assy.)	18B578	Valve assy. (dehydrator and receiver tank)	19C573
Kit (radiator extra cooling)	19B969	Valve assy. (heater air temperature control)	18A545
Knob ass'y. (blower switch)	18513	Valve assy. (heater vacuum control)	18B357
Knob (air conditioner)	19A962	Valve ass'y. (heater water control)	18495
	19A966	Valve (compressor-high pressure)	19A990
	18519	Valve (compressor low pressure)	19752
Knob (control)			

INDEX

SECTIONS 184,190 - HEATER and/or AIR CONDITIONER - continued

PART NAME	GROUP NUMBER	PART NAME	GROUP NUMBER
Valve (evaporator expansion)	19849	Wire Assy. (heater control)	18B604
Valve (heater temperature regulator)	18502	Wire Assy. (temperature control switch supply lead)	19B570
Valve plate (compressor)	19656	Wire Assy. (temperature switch to blower switch)	19B572
Valve (vacuum check)	19A563	Wire Assy. (temperature switch to thermostat)	19B571
Venturi (air conditioner control)	19C747	Wiring (blower switch feed)	19945
Wheel (blower)	19834	Wiring (thermostat to clutch)	19A885
Wire Assy. (clutch coil lead)	19B573		

SECTION 184, 190 - RADIO, STEREO TAPE, MULTIPLEX SYSTEMS

Bezel (radio control)	18842	Knob Assy. (radio receiver)	18817
Chassis Assy. (radio receiver)	18810	Knob (rear seat speaker fader control)	18958
Clamp (radio antenna hose)	18954	Mast ass'y. (radio antenna replacement)	18A886
Control Assy. (rear seat speaker volume or fader control)	18972	Radio Assy.	18805
Disc (radio receiver tone control)	18830	Resistor (radio suppression choke)	18A952
Fader control (radio speaker)	18972	Screen Assy. (rear seat speaker)	18821
Grille Assy. (speaker)	18978	Speaker Assy. (radio receiver)	18808
Grommet (antenna lead-in seal)	18912	Stanchion ass'y. (radio antenna)	18919
		Switch & wiring (radio receiver to rear seat speaker)	18A900

SECTIONS 184 and 190 - ACCESSORIES AND/OR MISCELLANEOUS

Air conditioner kit	19700	Engine shampoo (cleaner & degreaser)	▲19A536
Air conditioner-radiator extra cooling kit	19B969	Fabric (tint)	▲19A542
Body repair kit (filler-polyfiller)	▲19A547	Fire extinguisher kit	19B540
Body sealer or calking cord	▲19560	Fire extinguisher (recharge-chemical)	19C505
Body undercoating	▲19515	Fitting kit (quarter panel wheel opening)	18974
Bracket & wire (glove compartment lamp)	18233	Flare kit (reflector)	19E500
Brake & hydraulic clutch fluid	▲19542	Fluid (auto transmission & power steering)	▲19582
Bumper guard	17984-96	Fluid (speed control device)	▲19577
Citizens band transceiver	18805	Ford permanent anti-freeze & coolant	▲19549
Cleaner (all purpose)	▲19523	Gas line (anti-freeze)	▲19C544
Cleaner (automotive glass or convertible window)	▲19C507	Grease (bearing lubricant)	▲19590
Cleaner (body polish & wax)	▲19519	Grease (polyethylene)	▲19584
Cleaner (bright metal)	▲19522	Heater & defroster kit	18455
Cleaner (carburetor & combustion chamber)	▲19579	Highway safety kit	19F515
Cleaner (cooling system)	▲19A503	Ice & snow traction (improver)	▲19C544
Cleaner (leather & vinyl)	▲19521	Kar Klean (all purpose trim cleaner)	▲19525
Cleaners (body)	▲19520	Kit (coach joint sealer repair)	▲19562
Clear Plastic/Chrome-Aluminum/Argent-Sprays	▲19000	Kit (sealing-windshield, back window, backlite)	▲19562
Clear plastic coating	▲19000	Kit (simulated vinyl roof paint)	▲19000
Cloth (dusting-polishing)	▲19517	Latch lubricant	▲19587
Clothes rod (adjustable)	19D536	Lens (glove compartment lamp)	18263
Color reconditioner (air dry auto upholstery)	▲19A542	License plate frame	17A387
Color reconditioner (rubber sealer paint)	▲19A537	Litter basket-kit	19D504
Compound (body washing detergent)	▲19B521	Lock (rear door)-safety	18333
Compound (speedometer-magnet shaft hole)	▲19581	Lubricant (differential gears & washer)	▲19580
Contact adhesive	▲19B508	Lubricant (distributor cam)	▲19D530
Crankcase conditioner & rust inhibitor	▲19579	Lubricant (hypoid additive)	▲19B546
Crankcase oil conditioner	▲19579	Lubricant (hypoid gear)	▲19580
Cream (polyfiller heardener)	▲19B542	Lubricant (multi-purpose)	▲19590
Custom auto wax & Blue Coral sealer	▲19534	Lubricant (special purpose)	▲19589
Deflector kit (mud & stone)	16D576	Lubricant (standard 3 & 4 speed transmission)	▲19C547
De-icer (windshield)	▲19C544	Lubricant (steering gear)	▲19578
Dye (convertible top dressing)	▲19510	Lubricant (steering linkage)	▲19590
Dye (leather & vinyl)	▲19A540	Lubricate (all purpose lubricant)	▲19584
Dye (nylon)	▲19A538	Luggage carrier cover kit	19B507
Dye (plastic)	▲19A541	Medallion kit (front fender)	19D531

▲ Refer to Paint Section

INDEX

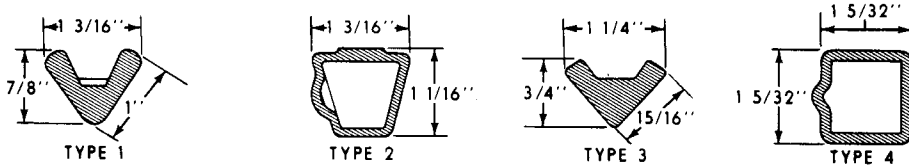
SECTIONS 184 and 190 - ACCESSORIES AND/OR MISCELLANEOUS - continued

PART NAME	GROUP NUMBER	PART NAME	GROUP NUMBER
Mirror & bracket assy. (inside rear view)	17700	Rust remover (body)	▲19F501
Mirror kit (outside rear view)	17696	Sealer (automatic trans. & power steering)	▲19C548
Motor oil	▲19579	Sealer & filler (silicone rubber)	▲19562
Pad assy. (buffing)	▲19517	Sealers (all types)	▲19554
Paint assortment (enamel or lacquer)	▲19503	Seat belt bracket kit	18621
Parts cleaner (immersion)	▲19A501	Selective call	18801
Patch (rubber cement)	▲19A537	Silicone lubricant	▲19553
Plastic tint	▲19A539	Solvent (windshield washer)	▲19550
Porcelainize liquid	▲19528-9	Speedometer cable grease	▲19581
Power supply-CB transceiver	18800	Step kit (rear bumper)	17B820
Protector pellets (cooling system)	▲19558	Spot remover (chlorothene cleaner)	▲19521
Putty	▲19B542	Tachometer kit	17A326
Radiator rust inhibitor & water pump lubricant	▲19546	Tachometer mounting bracket kit	17368
Radio antenna kit	18813	Tape (electric insulating)	▲19628
Radio condenser kit	18827	Tape (pressure sensitized)	▲19A547
Radio kit	18805	Tape (vinyl foam)	▲19627
Radio transmitter case (receiver carrying)	18809	Tinting assortment	▲19E548
Reconditioners (silicone polish-Blue Coral treatment)	▲19530	Tissue dispenser kit	19A549
Reflector (driveway marker)	19C510	Tone alert-CB transceiver	18801
Refrigerant (air conditioner)	▲19B519	Trim cement (vinyl adhesive)	▲19C525
Rubber cement	▲19552	Triple clean (leathers-vinyls-fabric)	▲19526
Ru-Glyde (rubber lubricant)	▲19583	Tube (carburetor to governor)	18216
Rust penetrant & inhibitor	▲19A501	Vacuum cleaner kit	19E521
		Windshield washer kit	17A603
		Wiring & socket assy. (ash receptacle lamp)	18981


YEAR	MODEL	DESCRIPTION	QTY.	PART NUMBER
17A003 HOOK ASSY. - BUMPER JACK - Also refer to Group 17115				
- A -				
63	A	Service only in assy. - Refer to Group 17080	1	★
64	A		1	C4AZ 17A003-A
- B -				
62/63	B	1 1/2" wide	1	C2DA 17A003-A
64	B		1	C4OZ 17A003-A
- S -				
61/63	S		1	C1SS 17A003-C
64/	S		1	C4SZ 17A003-A
- X -				
62/63	X	1 1/2" wide	1	C2DA 17A003-A
62/63	X	2" wide	1	C2DZ 17A003-B
64/	X		1	C4DZ 17A003-A
17A012 RETAINER - JACK - Improvise locally				
60/63	X(54, 58, 62, 63, 64, 76)	V-shape-on center floor pan-improvise from 1" steel strap	2	★
17018 TOOL - ELECTRICAL TERMINAL CRIMPING OR CONTACT EXTRACTION				
60/	A, B, S, X		AR	B9A 17018-A
64/	A, B, S, X	Contact extraction tool	1	C4AZ 17018-B
17032 WRENCH - JACK HANDLE and WHEEL NUT				
60/	A, B, S, X		1	C2SZ 17032-C
17A039-40 BRACKET - JACK STOWAGE - Unless listed - Improvise locally				
61/63	S	Front	1	C1SB 17A039-A
		Rear	1	C1SB 17A040-A
64/	S	Front	1	C4SZ 17A039-A
		Rear	1	C4SZ 17A040-B

▲ Refer to Paint Section

YEAR	MODEL	DESCRIPTION	QTY.	PART NUMBER
17060 PANEL - FRONT BUMPER IMPACT BAR TO RADIATOR GRILLE FINISH				
60	S		1	C0SB 17060-A
		Bolt (panel to grille)-1/4"-20 x 1/2"	2	20308-S7(B40)
		Bolt (panel & deflector to grille)	5	
		Washer-flat-1/4"	5	44719-S8(X17)
		Nut-No. 10-24	7	34053-S8(M156)
		Lockwasher-No. 10	7	34903-S8(X96)
		Nut-1/4"-20	7	33795-S7(M49)
		Lockwasher-1/4"	5	34805-S8(X62)
17080 JACK and BASE ASSY.				
- A -				
60	A		1	C0DZ 17080-A
63	A		1	C1AA 17080-A
61	A		1	C2AZ 17080-A
62	A		1	C4AZ 17080-A
64	A		1	C4AZ 17080-A
- B -				
62/63	B		1	C0DZ 17080-A
64/	B	Similar to type 8 base	1	
- S -				
60	S	Use B9SS 17084-A & B7A 17088-A	1	★
61/	S	Universal-chain lift (heavy duty)	1	C5AZ 17080-C
- X -				
60/	X		1	C0DZ 17080-A
17084 COLUMN ASSY. - JACK				
60	S	Use with B7A 17088-A base	1	B9SS 17084-A

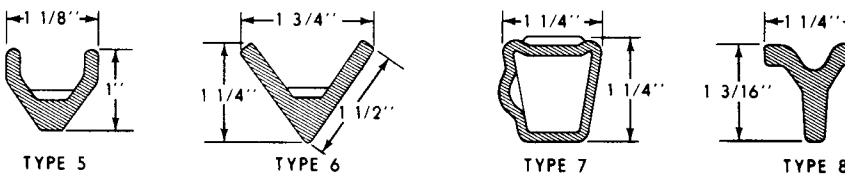


CROSS SECTION VIEW OF JACK COLUMNS

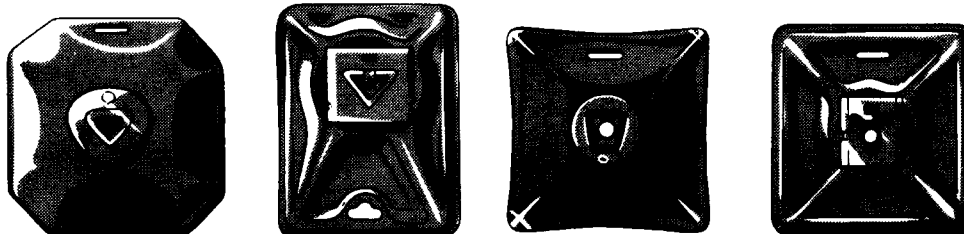


TYPE 1 TYPE 2 TYPE 3 TYPE 4

JACK BASE TYPES



CROSS SECTION VIEW OF JACK COLUMNS



8-66 TYPE 5 TYPE 6 TYPE 7 TYPE 8

JACK BASE TYPES

YEAR	MODEL	DESCRIPTION	QTY.	PART NUMBER
17088 BASE ASSY. - JACK				
- A -				
60/62	A	Type 1	1	C0AA 17088-C
60/62	A	Type 8	1	C0AA 17088-B
63/	A	Similar to type 7	1	C3AZ 17088-A
64/	A	Type 4	1	C4AZ 17088-B
- B -				
60/63	B	For T shaped column	1	C0DD 17088-A
63	B	Long tapered-box type	1	C3OZ 17088-A
63	B	Short tapered-box type	1	C3OZ 17088-B
- B -				
64	B	Type 4	1	C4OZ 17088-C
64/	B	Similar to type 7	1	C3AZ 17088-A
- S -				
60	S	Type 8-stamped AJ-C	1	B7A 17088-A
61/63	S	Type 8	1	C0AA 17088-B
61/63	S	Type 1	1	C0AA 17088-C
64/	S	Similar to type 7	1	C4SZ 17088-B
- X -				
60/63	X	For T shaped column	1	C0DD 17088-A
62/63	X	Similar to type 7-service only in C0DZ 17080-A assy.	1	★
64/	X	Similar to type 7	1	C3AZ 17088-A
64/	X	Type 4	1	C4OZ 17088-C
17091 CLAMP - WHEEL WRENCH and JACK -Also refer to Groups 1446 & 17A012				
60/63	A	"Before 4/1/63"	1	C0AB 17091-A
62/	B(except S/W)		1	
63/	A	"From 4/1/63"	1	C3AZ 17091-A
63	A(63, 76)		1	
17115 LIFT ASSY. - BUMPER JACK Also refer to Group 17A003				
60	S		1	B8S 17115-A
17119 SPRING ASSY. - JACK HOLD DOWN				
60/	S		1	BAE 17119-A
61/	S	Screw (spring to frt. and rear brkt.)- No. 14-10 x 5/8"	2	31498-S8(U253B)
		Flatwasher-1/4"	2	44719-S8(X17)
63/	S	Flatwasher (spring to frt. & rear brkt.)- No. 16-1/4"	2	44720-S8(X18)
17182 ARM - FRONT BUMPER CENTER				
60	S		1	B8S 17182-A
		Bolt (arm to body)-1/2"-20 x 3 3/4"	2	376170-S100 (BB259B)
		Bolt (arm to body)-1/2-20 x 1 1/2"	2	20473-S8(B201)
		Lockwasher - 1/2"	4	34809-S8(X68)
		Flatwasher-1/2"	4	44735-S8(X32)
		Bolt (arm to bumper) 7/16-20 x 1 3/4"	3	B9A 17758-A
		Nut - 7/16" - 20	3	34671-S8(M67)
		Washer 7/16" spring lock	3	34808-S7(X67)
		Washer 7/16" flat	3	44730-S8(X26)
17204-5 BRACE - FRONT BUMPER END - Also refer to Groups 17A792, 17A820				
60	A	R. H.	1	C0AB 17204-A
		L. H.	1	C0AB 17205-A
		Bolt (brace to bracket-front bumper end)- 1/4"-20 x 1"	4	20384-S8(B43)
		Nut - 1/4"-20	4	33795-S7(M49)
		Lockwasher-1/4"	4	34805-S8(X62)
		Washer-flat-1/4"	4	44719-S8(X17)
		Nut (brace to bar-frt. bumper impact lower)- -7/16"-20	2	34671-S8(M67)
		Lockwasher-7/16"	2	34808-S8(X67)
		Washer-flat-7/16"	2	44730-S7(X26)

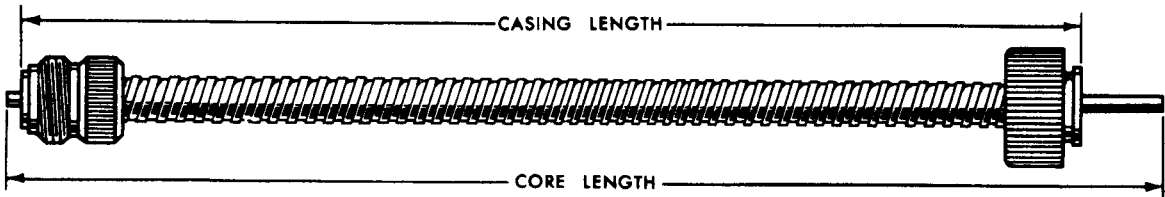
FORD CAR PARTS

SECTION 170

823

YEAR	MODEL	DESCRIPTION	QTY.	PART NUMBER
17B251 LENS - ODOMETER				
64/	S		1	C4SZ 17B251-A
17B252 RETAINER - ODOMETER LENS				
64/	S		1	C4SZ 17B252-A
17A254 KIT - SPEEDOMETER CABLE TIP REPLACEMENT				
60/	A, B, S, X	Used with universal speedometer cable core with .130" diameter-consists of (1) Swaging tool (1) Cable tip	1	B9AF 17A254-A
17255 SPEEDOMETER ASSY.				
- A -				
60	A (except P/C, Taxi)	Less mounting plate	1	C0AZ 17255-A
61	A (except P/C, Taxi)	Less mounting plate	1	C1AZ 17255-A
	A(P/C, Taxi)	5 mile graduation-less mounting plate	1	C1AZ 17255-B
62	A (except P/C)	With mounting plate	1	C2AZ 17255-A
63	A (except P/C)	Less mounting plate	1	C3AZ 17255-A
	A(P/C)	2 mile graduation-certified-less mounting plate	1	C3AZ 17255-B
64	A(except P/C)	5 mile graduation-less mounting plate	1	C4AZ 17255-A
	A(P/C)	2 mile graduation-certified-less mounting plate	1	C4AZ 17255-B
- B -				
62	B (except P/C)	Less mounting plate	1	C2OZ 17255-A
63	B (except P/C)	Less mounting plate	1	C3OZ 17255-A
	B (P/C)	Less mounting plate	1	C3OZ 17255-B
64	B (except P/C)	5 mile graduation-less mounting plate	1	C4OZ 17255-A
	B(P/C)	2 mile graduation-less mounting plate	1	C4OZ 17255-B
- S -				
60	S		1	C0SF 17255-D
61/63	S	Less mounting plate	1	C2SZ 17255-A
64/	S	Less mounting plate	1	C4SZ 17255-A
- X -				
60/62	X	Less mounting plate	1	C0DZ 17255-A
63	X	Less mounting plate	1	C2GY 17255-A
64/	X	Less mounting plate	1	C5DZ 17255-A
60	A	Screw (speedo. to cluster hsg.)-No. 6-32 x 1/4"	6	★51550-S13
63	A	Screw (speedo. to back plate)-No. 10-24 x 1/2"	2	★354907-S8
63	S	Screw (speedo. to speedo. case)	2	
60	A	Screw (speedometer to case)-No. 4-24 x 1/4"	1	★52711-S13
60/61	X	Screw (speedometer to instru. cluster back plate)	1	
63	A	Screw (speedo to back plate)	1	
60	S	Screw (speedometer to cluster)-No. 4-24 x 3/8"	4	★52776-S13
63	S	Screw(speedo. to instru. clstr. hsg.)-No. 6-20 x 3/8"	3	★42297-S8
60/	X	Screw (speedo. to back plate)-No. 8-18 x 3/8"	2	★52600-S8B
63	X	Screw (speedo. to back plate)-No. 8-18 x 3/8"	2	★33176-S2
17A258 DIAL ASSY. - SPEEDOMETER FRONT				
64	S		1	C4SZ 17A258-A
17259 LENS - SPEEDOMETER DIAL OPENING				
60	S	Clear plastic	1	★B8S 17259-A
61/63	S		1	C1SF 17259-A
64/	S	Clear plastic	1	C4SZ 17259-A
61/62	S	Screw (lens to mask and bezel)-No. 4-24 x 3/8"	3	★52776-S13
63	S	Screw (lens & mask to bezel)-No. 4-24 x 3/8"	3	★42295-S15

17260 CASING and CORE ASSY. - SPEEDOMETER DRIVE



P-868

YEAR	- A -	DESCRIPTION	QTY.	CASING & CORE	QTY.	CORE
60/61	A-with S/T or O/D	67.06" long-L. H. wind-hex. nut	1	C2DZ 17260-J	1	B9AZ 17262-A
	A-with F/M or C/M	76.24" long	1	C1TF 17260-C	1	B9AZ 17262-A
62	A-with F/M, C/M, 3 speed S/T, O/D, 4 speed S/T	67.06" long-L. H. wind-hex. nut	1	C2DZ 17260-J	1	B9AZ 17262-A
63	A-with F/M/2, C/M, 3 speed S/T or O/D	59.06" long-L. H. wind-hex. nut	1	C3AZ 17260-C	1	B9AZ 17262-A
	A-with 4 speed S/T					
64	A-with O/D or 4 speed S/T	59.06" long-L. H. wind-hex. nut	1	C3AZ 17260-C	1	B9AZ 17262-A
	A-with F/M/2, C4, C/M, 3 speed S/T (except w/speed control) "Before 1/18/64"				1	
	A-with F/M/2, C4, C/M, 3 speed S/T (except w/speed control) "From 1/18/64"	58.80" long-L. H. wind	1	C5DZ 17260-A	1	B9AZ 17262-A
	A(8 cyl. 289, 352, 390 with speed control)	60" long-speed control to trans.	1	C4AZ 17260-C	1	B9AZ 17262-A
		71.30" long-speedo. to speed control	1	C4AZ 17260-D	1	B9AZ 17262-A
	- B -					
62	B-with S/T "Before 7/3/62"	62.62" long	1	C2DZ 17260-J	1	B9AZ 17262-A
62	B-with F/M/2		1		1	
62	B(6 cyl.)-with 3 speed S/T "From 7/3/62"	55.04" long	1	C2DZ 17260-K	1	B9AZ 17262-A
62	B(8 cyl.)-with 3 speed S/T "From 7/3/62"	59.06" long-L. H. wind-hex. nut	1	C3AZ 17260-C	1	B9AZ 17262-A
63/	B(6 cyl.)-with 3 speed S/T	55.04" long	1	C2DZ 17260-K	1	B9AZ 17262-A
63/64	B(8 cyl.)-with 3 speed S/T- "Before 1/18/64"	59.06" long-L. H. wind-hex. nut	1	C3AZ 17260-C	1	B9AZ 17262-A
64/	B(8 cyl.)-with 3 speed S/T "From 1/18/64"	58.80" long-L. H. wind	1	C5DZ 17260-A	1	B9AZ 17262-A
	B(6 & 8 cyl.)-with F/M/2, C4, O/D, 4 speed S/T- "Before 1/18/64"	67.06" long-L. H. wind-hex. nut	1	C2DZ 17260-J	1	B9AZ 17262-A
	B(6 & 8 cyl.)-with F/M/2, C4, O/D, W/4/S or F/4/S "From 1/18/64"	64.92" long-L. H. wind	1	C5OZ 17260-A	1	B9AZ 17262-A
	- S -					
60	S	55.80" long	1	C1SF 17260-A	1	B9AZ 17262-A
61/63	S	48.50" long	1	C2SZ 17260-A	1	B9AZ 17262-A
64/	S(with speed control)	62.40" long-speedo. to speed control	1	C4SZ 17260-G	1	B9AZ 17262-A
		51.76" long-speed control to trans.	1	C4SZ 17260-F	1	B9AZ 17262-A
64/	S(except with speed control)	58.80" long-L. H. wind	1	C5DZ 17260-A	1	B9AZ 17262-A
	- X -					
60/64	X-with 3 speed S/T or O/D	53.80" long-L. H. wind	1	C2DZ 17260-K	1	B9AZ 17262-A
	X-with F/M/2 "Before 1/18/64"	59.06" long-L. H. wind	1	C3AZ 17260-C	1	B9AZ 17262-A
	"From 1/18/64"	58.80" long-L. H. wind	1	C5DZ 17260-A	1	B9AZ 17262-A

FORD CAR PARTS

SECTION 170

825

17260 CASING and CORE ASSY. - SPEEDOMETER DRIVE - continued - Also refer to Group 9A820						
YEAR	- X -	DESCRIPTION	QTY.	CASING & CORE	QTY.	CORE
62/64	X(6 cyl.)-with 4 speed S/T	67.06" long-L. H. wind-hex. nut	1	C2DZ 17260-J	1	B9AZ 17262-A
63/64	X(8 cyl.)-with 4 speed S/T	74.56" long	1	C3DZ 17260-F	1	B9AZ 17262-A
YEAR	MODEL	DESCRIPTION	QTY.	PART NUMBER		
60/63	A, X	Clip (cable to brake pedal bracket)	1	352999-S32(GG17)		
60/	A, B, S, X	Bolt (speedo. casing to trans.)-1/4"-20 x 5/8"	1	20324-S8(B41)		
63/	A, B, S, X	Lockwasher (cable to trans. hsg.)	1	ø34805-S8(X62)		
60/	A	Grommet (used for routing casing thru steering column opening cover plate)-with .22" dia. hole	1	352961-S(KK16)		
60/63	S	Used to route casing thru front floor pan-	1			
		or dash panel				
60/63	X	Used for routing casing thru dash panel	1			
64	S-without speed control	Grommet (cable thru dash panel)	1			
60/	A, B, S, X	Clip (casing & core to dash panel or floor pan)	1	359339-S32(GG75)		
63/	S	Clip (cable to floor pan)	1			
63/	A, X	'O' ring (seals cable at transmission housing)	1			
63/	A	Clip(cable to floor pan)-No. 14 spring	1	*378011-S32		
64	S-with speed control	Clip (cable to engine)	1			
63/	B	Clip (cable to engine rear suppt. mtg. brkt.)	1	377797-S32(GG33)		
63	S	Clip (cable to dash panel)	1	356626-S32(GG22)		
64	S-with speed control	Grommet (speedo. cable thru dash panel)-w/.40" dia. hole	1	352962-S(KK23)		
		Locknut-1/4"-28	1	*34441-S7		
64	S-with speed control	"C" washer (adapt cable to sensor pump)	1	378647-S		
63/	X	Clip (Stewart Warner cable to dash panel)	1	*373841-S100		
63/	X	Clip (American Chain & Cable-cable to dash	1	373842-S100		
17A261 BEZEL ASSY. - SPEEDOMETER						
61/63	S		1	C1SF 17A261-B		
63	S	Screw (bezel to instru. clstr.)-No.6-32 x 3/8"	1	50386-S13(U119)		
17B261 PLATE - TACHOMETER MOUNTING						
60/	A, B, S, X		1	C0AZ 17B261-A		
64	X(sprint)	Wedge-shaped-1 1/4" long-black plastic	1	C4DZ 17B261-A		
17262 CORE - SPEEDOMETER DRIVE - Also refer to Group 17260						
60/	All using core dia. .13" up to 81" long	Kit-L. H.wind-.130"dia. x 81" long-universal type	1	B9AZ 17262-A		
Consists of (1) Cable core .13" dia. x 81" long (1) Swage die (1) Cable core tip (1) Instruction sheet No. 256A						
17271 GEAR ASSY. - SPEEDOMETER DRIVEN -Refer to Group 17322						
17A279 RETAINER - SPEEDOMETER DIAL LENS						
64/	S		1	C4SZ 17A279-A		
17282 SPEEDOMETER ASSY.-Refer to Group 17255						
17285 GEAR - SPEEDOMETER DRIVING -Also refer to Group 7A048 (Output Shaft & Carrier assy.)						
- A -						
60	A(8 cyl. 352)-with C/M & 4/B carburetor	9 teeth-steel-R. H. helix-1.37" I.D.	1	B8A 17285-A		
60	A(P/C)(8 cyl.352)-with C/M & 4/B carburetor		1			
60/62	A(6 cyl.)-with F/M	8 teeth-steel	1	B7A 17285-B		
60/62	A (Taxi)-6 cyl. -with F/M		1			
60/62	A (8 cyl. 292)-with C/M & 2/B carburetor		1			
60/62	A (6 cyl.)-with C/M		1			
61/62	A(8 cyl. 352)-with C/M & 2/B carburetor		1			
61/62	A(8 cyl. 390)-with C/M & 4/B carburetor		1			
60/62	A-with S/T	7 teeth-steel-R. H. helix-1.37" I.D.	1	B7A 17285-C		
60	A(P/C)(6 cyl. 223, 8 cyl. 292)-with S/T		1			
60/62	A (6 cyl.)-with O/D	7 teeth-steel	1	C2AZ 17285-B		
60/62	A (8 cyl. 292)-with O/D		1			
60	A(P/C)(8 cyl. 352)-with S/T or O/D & 4/B carb.		1			
60	A (8 cyl. 352)-with O/D & 4/B carburetor		1			
61/62	A (8 cyl. 352)-with O/D & 2/B carburetor		1			

YEAR	MODEL	DESCRIPTION	QTY.	PART NUMBER
17285 GEAR - SPEEDOMETER DRIVING - continued- Also refer to Group 7A048 (output shaft and carrier assv.)				
- A -				
62	A(8 cyl. 352)-with C/M	8teeth-nylon	1	B7A 17285-B
62	A-with 4 speed trans. (352, 390, 406)	7 teeth-steel	1	C2AZ 17285-A
63	A(8 cyl. 352)-with O/D & 2/B carb.	7 teeth-steel	1	C2AZ 17285-B
	A(8 cyl. 352,390)-with C/M	8 teeth-steel	1	B7A 17285-B
	A(8 cyl. 260,289)-with 3/T	7 teeth-steel-R.H.helix-1.37" I.D.	1	B7A 17285-C
	A(8 cyl. 352, 390)-with 3 speed S/T		1	
	A (except Taxi), A (Taxi)-6 cyl. 223-with S/T	7 teeth-steel-R.H.helix-1.38" I.D.	1	C3OZ 17285-C
	A (8 cyl. 352, 390)-w/C/M, A (P/I-8 cyl. 390) w/C/M	8 teeth-nylon	1	B7A 17285-B
	A-with 4 speed trans.(352, 390, 406, 427)	7 teeth-steel	1	C2AZ 17285-A
64	A (8 cyl. 390 w/4: 11 axle)-with 3/T	6 teeth-steel or nylon-1.38" I.D.	1	B7C 17285-A
	A(8 cyl. 390, 427)-with Ford 4/T		1	
	A (6 cyl. 223, 8 cyl. 289, 352, 390 except 4. 11 axle)-with 3/T	7 teeth-steel-R.H.helix-1.38" I.D.	1	C3OZ 17285-C
	A(8 cyl. 289, 352, 390)-with C/M			
	A (6 cyl. 223, 8 cyl. 289-4V, 8 cyl. 390-4V)-with O/D	6 teeth-steel	1	C2OZ 17285-C
	A (6 cyl. 223, 8 cyl. 289)-with C4 trans.	Part of output shaft-(Basic No. 7060)		
	A (8 cyl. 390-4V, 427-4V-8V)-with Borg-Warner 4/T	6 teeth-steel-stamped T10H-169	1	C3OZ 17285-A
- B -				
62	B(cyl. 221)-with O/D "Before 1/2/62"	6 teeth-steel or nylon-1.38" I.D.	1	B7C 17285-A
63	B(8 cyl. 289-4V)-with S/T		1	
64	B (8 cyl. 289-4V)-with Ford 4/T		1	
62/64	B(except Taxi)-8 cyl. 221, 260, 289-with 3/T	7 teeth-steel-R.H.helix-1.38" I.D.	1	C3OZ 17285-C
64	B (8 cyl. 260, 289-2V)-with Ford 4/T		1	
64	B (6 cyl. 170 H/D & Taxi)-with 3/T		1	
62/63	B(Taxi-170, 221, 260)-with S/T		1	
63	B(except Taxi)-6 cyl. 170-with S/T		1	
62/64	B (8 cyl. 221, 260, 289)-w/O/D"From 1/2/62"	7 teeth-steel-R.H.helix-1.38" I.D.	1	C3OZ 17285-C
62&64	B (except Taxi)-6 cyl. 170-with 3/T	7 teeth-nylon - 1.16" I.D.	1	C2OZ 17285-B
64	B (8 cyl. 289)-with C4 Auto. trans.	Part of output shaft (Basic No. 7060)		
63	B(8 cyl. with 4 speed trans.)	6 teeth-steel-stamped T10H-169	1	C3OZ 17285-A
64	B(6 cyl. 200 & 8 cyl. 260)-with F/M/2	Part of output shaft (Basic No. 7A048)		
- S -				
60	S (8 cyl. 352)-with O/D & 4/B carburetor	7 teeth-steel	1	C2AZ 17285-B
60	S(8 cyl. 352)-with F/M or C/M	8 teeth-steel-R.H.helix. -1.90" O.D. -1.37" I.D.	1	B7A 17285-B
61/63	S (8 cyl. 390)-with C/M	-.69" width	1	
60	S(8 cyl. 430)-with C/M & 4/B carburetor	9 teeth-steel-R.H.helix-1.91" O.D. -1.37" I.D. - .69" width	1	B8A 17285-A
64/	S(8 cyl. 390)-with C/M	7 teeth-steel-R.H.helix-1.38" I.D. -cored body-for trans. marked PCE-BB	1	C3OZ 17285-C
- X -				
60/63	X (144, 170)-3 speed std. trans.	6 teeth-nylon-1.16" I.D.	1	C0DR 17285-A
64	X-with 3/T, 144 C. I.D. and 4:00 to 1 axle		1	
62/64	X (144, 170)-with 4 speed trans.	6 teeth-steel	1	C2DZ 17285-A
63/64	X(8 cyl. 260)-with 3 speed std. trans.	7 teeth-steel-R.H.helix-1.38" I.D.	1	C3OZ 17285-C
63/64	X (8 cyl. 260)-with 4 speed Borg-Warner trans.	6 teeth-steel-stamped T10H-169A	1	C3DZ 17285-A
64	X (6 cyl. 170) -with 3 speed std. trans.	7 teeth-nylon-1.16" I.D.	1	C2OZ 17285-B
64	X(8 cyl. 260)-with 4 speed Ford std. trans.	7 teeth-nylon-L.H.helix-1.38" I.D.	1	C4DZ 17285-A
64	X(6 cyl. 170, 200, 8 cyl. 260)-w/F/M/2	Part of output shaft (Basic No. 7A048)		
60/	A, B, S, X -3 speed std. trans.	Ball (gear to output shaft)-1/4"	1	353351-S(AA9)
62/	X-with F/4/S	Ball (gear to output shaft)-3/16"	1	371350-S(AA4)
60/	B, X	Retainer (gear to output shaft)-1 1/2" snap	1	372511-S(QQ15)
62/	X-with 4 speed transmission	Washer (gear to main shaft)-1 3/16" tab	1	376920-S(XX340B)
63	X-with 4 speed trans.	Nut (gear to main shaft)-1 3/16"	1	376919-S(MM126D)
17288 SPACER - SPEEDOMETER DRIVING GEAR				
62/63	X-with 4 speed trans.	.68" long -Iron	1	C2DZ 17288-A

FORD CAR PARTS

YEAR	MODEL	DESCRIPTION	QTY.	PART NUMBER
17289 CASE ASSY. - SPEEDOMETER - Also Refer to Group 10848				
62/63	B	Refer to Group 10848	1	★
61/63	S		1	C1SZ 17289-A
64/	S		1	C4SZ 17289-A
60/63	X		1	C0DZ 17289-A
63	X	Screw (case to speedometer)	2	★354907-S8
17292 RETAINER - SPEEDOMETER DRIVEN GEAR				
60/	A, B, S, X	"C" type-.665"/.685" O.D. -.330"/.345" I.D.	1	C1DD 17292-A
17298 OIL SEAL - SPEEDOMETER GEAR BEARING				
60/	A, B, S, X		1	1A 17298
17302 CASE - SPEEDOMETER - Refer to Group 17289				
17303 GASKET - SPEEDOMETER CASE				
61/63	A, B, S, X	Rubber-diamond shape	1	C2SZ 17303-A
64/	A, B, X		1	
64/	S	Rubber-improvise	1	★
17304 GROMMET - SPEEDOMETER CASE				
62/63	A, B, S, X	Neoprene-.40" O.D. x .19" thick	2	FDR 17304-A
64/	A, B, X		2	
64/	S	Rubber-improvise	3	★
63	B	Screw (grommet & retainer to back plate)	2	★354907-S8
17305 RETAINER - SPEEDOMETER CASE GROMMET				
62/63	A, B, S, X	Steel-.38" O.D. x .17" thick	2	FDR 17305-A
64/	A, B, X		2	
17B308 TEE - TACHOMETER				
60/	A, B, X	Used with C6AZ 10B944-B cluster kit	1	C6AZ 17B308-A
17A317 SPACER - SPEEDOMETER DIAL - Improvise				
17318 MASK - SPEEDOMETER				
62/63	S		1	C2SZ 17318-A
60	S	Screw (cover to bezel)-No. 4-24 x 3/8"	3	★52776-S13

1960/

For 1960/64 models, driven gears are arranged by transmission type and within transmission type by axle ratio.

YEAR	MODEL	ENGINE		AXLE RATIO	TIRE SIZE	GEAR			PART NUMBER	
		CYL.	C.I.D.			COLOR	MATERIAL	TEETH		
3 & 4 SPEED MANUAL or OVERDRIVE TRANSMISSION										
3.00 Axle Ratio										
61/63	A	6&8	All	3.00	6.70 x 15-7.10 x 15	Brown	Nylon	17	C2AZ	17271-A
64	A-3/T	6&8	All	3.00	7.50 x 14	Wine	Nylon	16	C0DD	17271-A
64	A-3/T	6&8	All	3.00	8.00 x 14-8.50 x 14-7.10 x 15-7.60 x 15	Wine	Nylon	16	C0DD	17271-A
64	A-3/T	6&8	All	3.00	6.70 x 15	Wine	Nylon	16	C0DD	17271-A
64	A(P/T)-S/T, O/D	6&8	All	3.00	7.00 x 14	Brown	Nylon	17	C2AZ	17271-A
64	B	8	260	3.00	6.50 x 14	Green	Nylon	17	C3DZ	17271-B
64	B	8	260	3.00	7.00 x 14	Wine	Nylon	16	C0DD	17271-A
64	B	8	260	3.00	6.50 x 14	Brown	Nylon	17	C2AZ	17271-A
63	X-3/T	8	All	3.00	6.50 x 13-7.00 x 13	Green	Nylon	17	C3DZ	17271-B
63	X-4/T	8	All	3.00	6.50 x 13-7.00 x 13	Orange	Nylon	16	C2DZ	17271-J
64	X-3/T	8	All	3.00	6.50 x 14	Green	Nylon	17	C3DZ	17271-B
64	X-3/T	8	All	3.00	7.00 x 14	Wine	Nylon	16	C0DD	17271-A
64	X-4/T	8	All	3.00	6.50 x 14	Purple	Nylon	17	C2DZ	17271-G
64	X-4/T	8	All	3.00	7.00 x 14	Orange	Nylon	16	C2DZ	17271-J
3.10 Axle Ratio										
60/63	X(54,58A,62,64)-3/T	6	All	3.10	6.00 x 13-6.50 x 13	Wine	Nylon	16	C0DD	17271-A
62/63	X-4/T	6	All	3.10	6.00 x 13-6.50 x 13	Orange	Nylon	16	C2DZ	17271-J
64	X-3/T	6	All	3.10	6.00 x 13	Pink	Nylon	19	C0DD	17271-C
64	X-3/T	6	All	3.10	6.50 x 13	Gold or Yellow	Nylon	18	C0DD	17271-B

⊘ Used with White (1963) 7 tooth driving gear

⊘ Used with Yellow (1964) 7 tooth driving gear

17322 GEAR ASSY. SPEEDOMETER DRIVEN - continued

1960/

YEAR	MODEL	ENGINE		AXLE RATIO	TIRE SIZE	GEAR			PART NUMBER
		CYL.	C.I.D.			COLOR	MATERIAL	TEETH	
3 & 4 SPEED MANUAL or OVERDRIVE TRANSMISSION - continued									
3.20 Axle Ratio									
62	B-S/T	6&8	All	3.20	6.50 x 13-6.50 x 14-7.00 x 13-7.00 x 14	Gold or Yellow	Nylon	18	C0DD 17271-B
62	B (P/I)-S/T	6&8	All	3.20	6.50 x 13	Pink	Nylon	19	C0DD 17271-C
62	B (P/I)-S/T	6&8	All	3.20	6.50 x 14-7.00 x 13-7.00 x 14	Gold or Yellow	Nylon	18	C0DD 17271-B
62	B (Taxi)-S/T	6&8	All	3.20	6.50 x 14-7.00 x 13-7.00 x 14		Steel	18	C2DZ 17271-A
62	B (Taxi)-S/T	6&8	All	3.20	6.50 x 13		Steel	19	C2OZ 17271-C
61/63	X(54,58A,62,63,64,76)3/T	6	All	3.20	6.00 x 13-6.50 x 13	Wine	Nylon	16	C0DD 17271-A
62/63	X-4/T	6	All	3.20	6.00 x 13-6.50 x 13	Orange	Nylon	16	C2DZ 17271-J
64	X-3/T	6	All	3.20	6.00 x 13	Pink	Nylon	19	C0DD 17271-C
64	X-3/T	6	All	3.20	6.50 x 13-6.50 x 14	Gold or Yellow	Nylon	18	C0DD 17271-B
3.22 Axle Ratio									
60/61	A	6&8	All	3.22	6.70 x 15-7.10 x 15-7.50 x 14-8.00 x 14-8.50 x 14	Brown	Nylon	17	B8A 17322-B
60/61	A(P/I)	6&8	All	3.22	7.50 x 14-8.00 x 14-8.50 x 14	Natural	Nylon	18	C0AA 17271-J
60/61	A(P/I)	6&8	All	3.22	6.70 x 15-7.10 x 15	Brown	Nylon	17	B8A 17322-B
60/61	A(Taxi)	6&8	All	3.22	7.50 x 14-8.00 x 14-8.50 x 14		Steel	18	C0AA 17271-L
3.25 Axle Ratio									
64	A-3/T	6&8	All	3.25	7.50 x 14-8.00 x 14-7.10 x 15	Green	Nylon	17	C3DZ 17271-B
64	A-3/T	6&8	All	3.25	7.50 x 14-8.00 x 14-7.10 x 15	Brown	Nylon	17	C2AZ 17271-A
64	A-3/T	6&8	All	3.25	8.50 x 14-7.60 x 15	Wine	Nylon	16	C0DD 17271-A
64	A-3/T	6&8	All	3.25	6.70 x 15	Gold or Yellow	Nylon	18	C0DD 17271-B
64	A-3/T	6&8	All	3.25	6.70 x 15	Natural	Nylon	18	C0AA 17271-J
64	A(Taxi)-S/T,Q/D	6&8	All	3.25	7.00 x 14		Steel	18	C0AA 17271-L
62	B-S/T	6&8	All	3.25	6.50 x 14-7.00 x 13-7.00 x 14	Gold or Yellow	Nylon	18	C0DD 17271-B
62	B-3/T	6&8	All	3.25	6.50 x 13	Pink	Nylon	19	C0DD 17271-C
63	B-3/T	6&8	All	3.25	6.50 x 14-7.00 x 13	Gold or Yellow	Nylon	18	C0DD 17271-B
63	B-4/T	6&8	All	3.25	7.00 x 13-6.50 x 14-7.00 x 14	Wine	*Nylon	16	C0DD 17271-A
63	B-3/T	6&8	All	3.25	7.00 x 13-7.00 x 14	Wine	*Nylon	16	C0DD 17271-A
63	B-3/T	6&8	All	3.25	7.00 x 14	Green	Nylon	17	C3DZ 17271-B
62/63	B (P/I)-3/T	6&8	All	3.25	6.50 x 13-6.50 x 14-7.00 x 13	Pink	Nylon	19	C0DD 17271-C
63	B(P/I)-3/T	8	289	3.25	7.00 x 13	Wine	Nylon	16	C0DD 17271-A
63/64	B(P/I)-3/T	8	289	3.25	7.00 x 14	Wine	*Nylon	16	C0DD 17271-A
63/64	B(P/I)-4/T	6&8	All	3.25	7.00 x 14	Wine	*Nylon	16	C0DD 17271-A
63	B(P/I)-3/T	8	221,260	3.25	7.00 x 13-7.00 x 14	Wine	Nylon	16	C0DD 17271-A
63/64	B(P/I)-4/T	6&8	All	3.25	7.00 x 13-6.50 x 14	Wine	Nylon	16	C0DD 17271-A
62/63	B (P/I)-S/T	6&8	221,260	3.25	7.00 x 14	Gold or Yellow	Nylon	18	C0DD 17271-B
62/63	B (Taxi)-S/T	6&8	All	3.25	6.50 x 13-6.50 x 14-7.00 x 13		Steel	19	C2OZ 17271-C
62/63	B (Taxi)-S/T	6&8	All	3.25	7.00 x 14		Steel	18	C2DZ 17271-A
64	B-3/T	6&8	All	3.25	6.50 x 14-7.00 x 14	Gold or Yellow	Nylon	18	C0DD 17271-B
64	B-3/T	6&8	All	3.25	6.50 x 14-7.00 x 14	Natural	Nylon	18	C0AA 17271-J
64	B-4/T	8	289	3.25	6.50 x 14	Wine	Nylon	16	C0DD 17271-A
64	B-4/T	8	289	3.25	7.00 x 14	Wine	Nylon	16	C0DD 17271-A
64	B-4/T	6&8	All	3.25	6.50 x 14-7.00 x 14	Gold or Yellow	Nylon	18	C0DD 17271-B

♠ Except Police Interceptor and Taxi ◊ Used with Yellow (1964) 7 tooth gear ♢ Used with White (1963) 7 tooth drive gear

* Steel gears used on some early units-use nylon for service. # Used with 6 tooth driving gear-Borg-Warner trans.

Δ Used with 6 tooth driving gear-Ford trans.

♣ Used with 7 tooth driving gear-Ford trans.

17322 GEAR ASSY. - SPEEDOMETER DRIVEN - continued

1960/

YEAR	MODEL	ENGINE		AXLE RATIO	TIRE SIZE	GEAR			PART NUMBER	
		CYL.	C.I.D.			COLOR	MATERIAL	TEETH		
3 & 4 SPEED MANUAL or OVERDRIVE TRANSMISSION - continued										
3.25 Axle Ratio - continued										
64	X-3/T	8	All	3.25	6.50 x 14-7.00 x 14	Gold or Yellow	Nylon	18	C0DD 17271-B	
63/	X-3/T	8	All	3.25	7.00 x 13	Gold or Yellow	Nylon	18	C0DD 17271-B	
63/	X-3/T	8	All	3.25	6.50 x 13	Pink	Nylon	19	C0DD 17271-C	
63/	X-4/T	#	8	All	3.25	6.50 x 13-7.00 x 13	Orange	Nylon	16	C2DZ 17271-J
64	X-4/T	#	8	All	3.25	6.50 x 14-7.00 x 14	Orange	Nylon	16	C2DZ 17271-J
64	X-4/T	Δ	8	All	3.25	6.50 x 13	Pink	Nylon	19	C4DZ 17271-A
64	X-4/T	Δ	8	All	3.25	7.00 x 13-6.50 x 14-7.00 x 14	White	Nylon	18	C2DZ 17271-F
3.50 Axle Ratio										
63	A	♣	6&8	All	3.50	6.70 x 15-7.10 x 15-8.00 x 14	Natural	Nylon	18	C0AA 17271-J
63	A	♣	6&8	All	3.50	7.50 x 14	Red	Nylon	19	C0AA 17271-K
63	A(P/I)		6&8	All	3.50	6.70 x 15-7.10 x 15	Natural	Nylon	18	C0AA 17271-J
63	A(P/I)		6&8	All	3.50	7.00 x 14-7.50 x 14-8.00 x 14	Red	Nylon	19	C0AA 17271-K
63	A(Taxi)		6&8	All	3.50	6.70 x 15-7.10 x 15		Steel	18	C0AA 17271-L
63	A(Taxi)		6&8	All	3.50	7.00 x 14-7.50 x 14-8.00 x 14		Steel	19	C0AA 17271-N
64	A-3/T	◇	6&8	All	3.50	7.50 x 14-8.00 x 14-8.50 x 14-6.70 x 15-7.10 x 15	Gold or Yellow	Nylon	18	C0DD 17271-B
64	A-3/T	♢	6&8	All	3.50	7.50 x 14-8.00 x 14-8.50 x 14-6.70 x 15-7.10 x 15	Natural	Nylon	18	C0AA 17271-J
64	A-3/T	◇	6&8	All	3.50	7.60 x 15	Green	Nylon	17	C3DZ 17271-B
64	A-3/T	♢	6&8	All	3.50	7.60 x 15	Brown	Nylon	17	C2AZ 17271-A
64	A-O/D, 4/T		6&8	All	3.50	7.50 x 14-6.70 x 15	Wine	Nylon	16	C0DD 17271-A
64	A-O/D, 4/T		6&8	All	3.50	8.00 x 14-8.50 x 14-7.10 x 15-7.60 x 15	wine	Nylon	16	C0DD 17271-A
62	B-S/T	♣	6&8	All	3.50	6.50 x 14-7.00 x 14	Pink	Nylon	19	C0DD 17271-C
62	B-S/T	♣	6&8	All	3.50	6.50 x 13-7.00 x 13	Black	Nylon	20	C1DD 17271-A
62/63	B(P/I)-3/T	Δ	6&8	All	3.50	6.50 x 13-6.50 x 14-7.00 x 13-7.00 x 14	Black	Nylon	20	C1DD 17271-A
63/64	BP(I)-3/T		8	All	3.50	7.00 x 13-7.00 x 14	Green	Nylon	17	C3DZ 17271-B
62/63	B (Taxi)-S/T	♢	6&8	All	3.50	6.50 x 13-6.50 x 14-7.00 x 13-7.00 x 14		Steel	20	C2OZ 17271-D
63	B(Taxi)-3/T	Δ	8	All	3.50	7.00 x 13		Steel	17	C2OZ 17271-B
62	B-O/D	♣	6&8	All	3.50	6.50 x 13-6.50 x 14-7.00 x 13	Green	Nylon	17	C3DZ 17271-B
62	B-O/D	♣	6&8	All	3.50	7.00 x 14	Wine	Nylon	16	C0DD 17271-A
63	B-O/D	♣	6&8	All	3.50	7.00 x 14	Wine	Nylon	16	C0DD 17271-A
63	B-O/D	♣	6&8	All	3.50	6.50 x 13-7.00 x 13-6.50 x 14	Green	Nylon	17	C3DZ 17271-B
62/63	B (P/I)-O/D		6&8	All	3.50	6.50 x 13	Gold or Yellow	Nylon	18	C0DD 17271-B
62/63	B (P/I)-O/D		6&8	All	3.50	6.50 x 14-7.00 x 13-7.00 x 14	Green	Nylon	17	C3DZ 17271-B
62/63	B (Taxi)-O/D		6&8	All	3.50	6.50 x 13		Steel	18	C2DZ 17271-A
62/63	B (Taxi)-O/D		6&8	All	3.50	6.50 x 14-7.00 x 13-7.00 x 14		Steel	17	C2OZ 17271-B
63	B-3/T	♣	6&8	All	3.50	6.50 x 13	Black	Nylon	20	C1DD 17271-A
63	B-3/T	♣	6&8	All	3.50	6.50 x 14-7.00 x 13-7.00 x 14	Pink	Nylon	19	C0DD 17271-C
63	B-3/T	Δ	6&8	All	3.50	7.00 x 13-7.00 x 14	Green	Nylon	17	C3DZ 17271-B
63	B-4/T	♣	6&8	All	3.50	7.00 x 13-6.50 x 14-7.00 x 14	Green	Nylon	17	C3DZ 17271-B
63	BP(I)-4/T		8	All	3.50	7.00 x 13-6.50 x 14-7.00 x 14	Green	Nylon	17	C3DZ 17271-B
63/64	B(Taxi)-4/T	Δ	8	All	3.50	6.50 x 14-7.00 x 13-7.00 x 14		Steel	17	C2OZ 17271-B
64	B-3/T	◇	6&8	All	3.50	7.00 x 14	Pink	Nylon	19	C0DD 17271-C
64	B-3/T	♢	6&8	All	3.50	7.00 x 14	Red	Nylon	19	C0AA 17271-K
64	B-3/T	♢	6&8	All	3.50	6.50 x 14	Orange	Nylon	20	C0AA 17271-G
64	B-3/T	◇	6&8	All	3.50	6.50 x 14	Black	Nylon	20	C1DD 17271-A
64	B-O/D		8	260	3.50	7.00 x 14	Wine	Nylon	16	C0DD 17271-A
64	B-O/D		6&8	All	3.50	6.50 x 14	Green	Nylon	17	C3DZ 17271-B
64	B-4/T	#	8	289	3.50	6.50 x 14	Green	Nylon	17	C3DZ 17271-B

♣ Except Police Interceptor & Taxi Δ Used with 6 tooth driving gear-Ford trans. ♣ Used with 7 tooth driving gear-Ford trans.
 * Steel gears used on some early units-use nylon for service. # Used with 6 tooth driving gear-Borg-Warner trans.
 ◇ Used with Yellow (1964) 7 tooth drive gear ♢ Used with White (1963) 7 tooth drive gear

17322 GEAR ASSY. - SPEEDOMETER DRIVEN - continued

1960/

YEAR	MODEL	ENGINE		AXLE RATIO	TIRE SIZE	GEAR			PART NUMBER	
		CYL.	C.I.D.			COLOR	MATERIAL	TEETH		
3 & 4 SPEED MANUAL or OVERDRIVE TRANSMISSION - continued										
3.50 - Axle Ratio - continued										
64	B-4/T	#	8	289	3.50	7.00 x 14	Wine	Nylon	16	C0DD 17271-A
64	B-4/T	Δ	8	All	3.50	6.50 x 14	Black	Nylon	20	C1DD 17271-A
64	B-4/T	Δ	8	All	3.50	7.00 x 14	Pink	Nylon	19	C0DD 17271-C
61/63	X(ex. Taxi)-3/T		6	All	3.50	6.00 x 13	Gold or Yellow	Nylon	18	C0DD 17271-B
63	X(Taxi)-3/T		6	All	3.50	6.00 x 13		Steel	18	C2DZ 17271-A
61/63	X-3/T		6	All	3.50	6.50 x 13	Green	Nylon	17	C3DZ 17271-B
63	X-3/T		8	All	3.50	6.50 x 13-7.00 x 13	Black	Nylon	20	C1DD 17271-A
63	X-4/T		8	All	3.50	6.50 x 13-7.00 x 13	Purple	Nylon	17	C2DZ 17271-G
62/64	X-4/T	#	6	All	3.50	6.00 x 13	White	Nylon	18	C2DZ 17271-F
62/64	X-4/T	#	6	All	3.50	6.50 x 13	Purple	Nylon	17	C2DZ 17271-G
64	X-3/T		6	All	3.50	6.00 x 13	Red	Nylon	21	C4OZ 17271-A
64	X-3/T		6&8	All	3.50	6.50 x 13-6.50 x 14	Black	Nylon	20	C1DD 17271-A
64	X-3/T		8	All	3.50	7.00 x 14	Pink	Nylon	19	C0DD 17271-C
64	X-4/T	#	8	All	3.50	6.50 x 14	Purple	Nylon	17	C2DZ 17271-G
64	X-4/T	#	8	All	3.50	7.00 x 14	Orange	Nylon	16	C2DZ 17271-J
64	X-4/T	Δ	8	All	3.50	6.50 x 14	Blue	Nylon	20	C2DZ 17271-H
64	X-4/T	Δ	8	All	3.50	7.00 x 14	Pink	Nylon	19	C4DZ 17271-A
3.56 Axle Ratio										
60	A(except Taxi)		6&8	All	3.56	7.50 x 14	Natural	Nylon	18	C0AA 17271-J
60/62	A	♣	6&8	All	3.56	6.70 x 15-7.10 x 15-8.00 x 14-8.50 x 14	Natural	Nylon	18	C0AA 17271-J
61/62	A	♣	6&8	All	3.56	7.50 x 14	Red	Nylon	19	C0AA 17271-K
60/61	A(P/I)	++	6&8	All	3.56	7.50 x 14	Orange	Nylon	20	C0AA 17271-G
60/61	A(P/I)	++	6&8	All	3.56	6.70 x 15-7.10 x 15-8.00 x 14-8.50 x 14	Red	Nylon	19	C0AA 17271-K
61/62	A(P/I)	±	8	All	3.56	7.50 x 14-8.00 x 14	Red	Nylon	19	C0AA 17271-K
61/62	A(P/I)	±	8	All	3.56	6.70 x 15-7.10 x 15-8.50 x 14	Natural	Nylon	18	C0AA 17271-J
60/61	A(Taxi)	++	6&8	All	3.56	7.50 x 14		Steel	20	C0AA 17271-M
60/61	A(Taxi)	++	6&8	All	3.56	6.70 x 15-7.10 x 15-8.00 x 14-8.50 x 14		Steel	19	C0AA 17271-N
61/62	A(Taxi)	±	6&8	All	3.56	6.70 x 15-7.10 x 15-8.50 x 14		Steel	18	C0AA 17271-L
61/62	A(Taxi)	±	6&8	All	3.56	7.50 x 14-8.00 x 14		Steel	19	C0AA 17271-N
60	X(S/W)-3/T		6	144	3.56	6.00 x 13-6.50 x 13	Gold or Yellow	Nylon	18	C0DD 17271-B
3.70 Axle Ratio										
60/61	A	♣	6&8	All	3.70	6.70 x 15-7.10 x 15	Natural	Nylon	18	C0AA 17271-J
60/61	A	♣	6&8	All	3.70	7.50 x 14-8.00 x 14-8.50 x 14	Red	Nylon	19	C0AA 17271-K
60/61	A(P/I)		6&8	All	3.70	6.70 x 15-7.10 x 15-7.50 x 14-8.00 x 14-8.50 x 14	Orange	Nylon	20	C0AA 17271-G
60/61	A(Taxi)		6&8	All	3.70	6.70 x 15-7.10 x 15-7.50 x 14-8.00 x 14-8.50 x 14		Steel	20	C0AA 17271-M
3.80 Axle Ratio										
63	B-3/T	♣	6&8	All	3.80	7.00 x 14	Black	Nylon	20	C1DD 17271-A
63/64	B(Taxi)-3/T		6&8	All	3.80	7.00 x 14		Steel	20	C2OZ 17271-D
63/64	B(P/I)-3/T		6&8	All	3.80	7.00 x 14	Black	Nylon	20	C1DD 17271-A
63	B-4/T	♣	6&8	All	3.80	7.00 x 14	Green	Nylon	17	C3DZ 17271-B
63/64	B(P/I)-4/T		8	All	3.80	7.00 x 14	Gold or Yellow	Nylon	18	C0DD 17271-B
63/64	B(Taxi)-4/T		8	All	3.80	7.00 x 14		Steel	18	C2DZ 17271-A
62	B-O/D	♣	6&8	All	3.80	6.50 x 14-7.00 x 13-7.00 x 14	Gold or Yellow	Nylon	18	C0DD 17271-B
62/63	B-O/D	♣	6&8	All	3.80	6.50 x 13	Pink	Nylon	19	C0DD 17271-C

++ Before 9/19/80

± From 9/19/80

♣ Except Police Interceptor & Taxi

Used with 6 tooth driving gear-Borg-Warner trans.

Δ Used with 7 tooth driving gear-Ford trans.

FORD CAR PARTS

SECTION 173

831

17322 GEAR ASSY. - SPEEDOMETER DRIVEN - continued

1960/

YEAR	MODEL	ENGINE		AXLE RATIO	TIRE SIZE	GEAR			PART NUMBER	
		CYL.	C.I.D.			COLOR	MATERIAL	TEETH		
3 & 4 SPEED MANUAL or OVERDRIVE TRANSMISSION - continued										
3.80 Axle Ratio - continued										
63	B-O/D	♣	6&8	All	3.80	7.00 x 14	Green	Nylon	17	C3DZ 17271-B
63	B-O/D	♣	6&8	All	3.80	6.50 x 14-7.00 x 13	Gold or Yellow	Nylon	18	C0DD 17271-B
62/63	B (P/I)-O/D		6&8	All	3.80	6.50 x 13-6.50 x 14-7.00 x 13-7.00 x 14	Pink	Nylon	19	C0DD 17271-C
62/63	B (Taxi)-O/D		6&8	All	3.80	6.50 x 13-6.50 x 14-7.00 x 13-7.00 x 14		Steel	19	C2OZ 17271-C
64	B-O/D		8	260	3.80	7.00 x 14	Gold or Yellow	Nylon	18	C0DD 17271-B
3.89 Axle Ratio										
60/61	A	††♣	6&8	All	3.89	6.70 x 15	Red	Nylon	19	C0AA 17271-K
60/63	A	♣	6&8	All	3.89	7.10 x 15-8.50 x 14	Red	Nylon	19	C0AA 17271-K
60/63	A	♣	6&8	All	3.89	7.50 x 14-8.00 x 14	Orange	Nylon	20	C0AA 17271-G
61/63	A	†♣	6&8	All	3.89	6.70 x 15	Orange	Nylon	20	C0AA 17271-G
60/61	A(P/I)	††	6&8	All	3.89	6.70 x 15-7.50 x 14-8.00 x 14-8.50 x 14	Green	Nylon	21	C0AA 17271-H
60/61	A(P/I)	††	6&8	All	3.89	7.10 x 15	Orange	Nylon	20	C0AA 17271-G
61/63	A(P/I)	†	6&8	All	3.89	6.70 x 15-7.10 x 15-8.50 x 14	Orange	Nylon	20	C0AA 17271-G
61/63	A(P/I)	†	6&8	All	3.89	7.00 x 14-7.50 x 14-8.00 x 14	Green	Nylon	21	C0AA 17271-H
60/61	A(Taxi)	††	6&8	All	3.89	7.10 x 15		Steel	20	C0AA 17271-M
60/61	A(Taxi)	††	6&8	All	3.89	6.70 x 15-7.50 x 14-8.00 x 14-8.50 x 14		Steel	21	C0AA 17271-R
61/63	A(Taxi)	†	6&8	All	3.89	6.70 x 15-7.10 x 15-8.50 x 14		Steel	20	C0AA 17271-M
61/63	A(Taxi)	†	6&8	All	3.89	7.00 x 14-7.50 x 14-8.00 x 14		Steel	21	C0AA 17271-R
64	A-3/T	◇	6&8	All	3.89	7.60 x 15	Pink	Nylon	19	C0DD 17271-C
64	A-3/T	♠	6&8	All	3.89	7.60 x 15	Red	Nylon	19	C0AA 17271-K
64	A-3/T	◇	6&8	All	3.89	7.50 x 14-8.00 x 14-8.50 x 14-6.70 x 15-7.10 x 15	Black	Nylon	20	C1DD 17271-A
64	A-3/T	♠	6&8	All	3.89	7.50 x 14-8.00 x 14-8.50 x 14-6.70 x 15-7.10 x 15	Orange	Nylon	20	C0AA 17271-G
64	A-O/D, 4/T		6&8	All	3.89	7.50 x 14	Gold or Yellow	Nylon	18	C0DD 17271-B
64	A-O/D, 4/T		6&8	All	3.89	8.00 x 14-8.50 x 14-6.70 x 15-7.10 x 15-7.60 x 15	Green	Nylon	17	C3DZ 17271-B
63	B-3/T & 4/T	♣	6&8	All	3.89	7.00 x 13-7.00 x 14	Gold or Yellow	Nylon	18	C0DD 17271-B
63	B-O/D	♣	6&8	All	3.89	7.00 x 13-7.00 x 14	Gold or Yellow	Nylon	18	C0DD 17271-B
63	B(P/I)-3/T, 4/T, O/D		8	All	3.89	7.00 x 13	Pink	Nylon	19	C0DD 17271-C
63	B(Taxi)-3/T, 4/T, O/D		8	All	3.89	7.00 x 13		Steel	19	C2OZ 17271-C
63/64	B(P/I)-3/T, 4/T, O/D		8	All	3.89	7.00 x 14	Gold or Yellow	Nylon	18	C0DD 17271-B
63/64	B(Taxi)-3/T, 4/T, O/D		8	All	3.89	7.00 x 14		Steel	18	C2DZ 17271-A
64	B-4/T		8	289	3.89	6.50 x 14	Pink	Nylon	19	C0DD 17271-C
64	B-4/T		8	289	3.89	7.00 x 14	Gold or Yellow	Nylon	18	C0DD 17271-B
60	X (S/W)-3/T		6	144	3.89	6.00 x 13-6.40 x 13-6.50 x 13	Pink	Nylon	19	C0DD 17271-C
4.00 Axle Ratio										
61/63	X(59,66,71,78)-3/T		6	All	4.00	6.50 x 13	Black	Nylon	20	C1DD 17271-A
62/63	X(S/W)-4/T		6	All	4.00	6.50 x 13	Blue	Nylon	20	C2DZ 17271-H
64	X-3/T		6	All	4.00	6.50 x 13	Black	Nylon	20	C1DD 17271-A

♣ Except Police Interceptor & Taxi

◇ Used with Yellow (1964) 7 tooth drive gear

♠ Used with White (1963) 7 tooth drive gear

†† Before 9/19/60

‡ From 9/19/60

17322 GEAR ASSY. - SPEEDOMETER DRIVEN - continued

1960/

YEAR	MODEL	ENGINE		AXLE RATIO	TIRE SIZE	GEAR			PART NUMBER
		CYL.	C.I.D.			COLOR	MATERIAL	TEETH	

3 & 4 SPEED MANUAL or OVERDRIVE TRANSMISSION - continued

4.11 Axle Ratio

61/63	A (except Taxi)	6&8	All	4.11	6.70 x 15-7.10 x 15	Green	Nylon	21	C0AA 17271-H
62/63	A (Taxi)	6&8	All	4.11	6.70 x 15-7.10 x 15		Steel	21	C0AA 17271-R
64	A-O/D, 3/T, 4/T	6&8	All	4.11	8.00 x 14-8.50 x 14-6.70 x 15-7.10 x 15-7.60 x 15	Gold or Yellow	Nylon	18	C0DD 17271-B
64	A-3/T	6&8	All	4.11	8.00 x 14-8.50 x 14-6.70 x 15-7.10 x 15-7.60 x 15	Natural	Nylon	18	C0AA 17271-J
64	A-O/D, 3/T, 4/T	6&8	All	4.11	7.50 x 14	Pink	Nylon	19	C0DD 17271-C
64	A-3/T	6&8	All	4.11	7.50 x 14	Red	Nylon	19	C0AA 17271-K
63	B-3/T, 4/T, O/D	6&8	All	4.11	7.00 x 13-7.00 x 14	Pink	Nylon	19	C0DD 17271-C
63	B(P/I)-3/T, 4/T, O/D	8	All	4.11	7.00 x 13	Black	Nylon	20	C1DD 17271-A
63	B(Taxi)-3/T, 4/T, O/D	8	All	4.11	7.00 x 13		Steel	20	C2OZ 17271-D
63/64	B(Taxi)-3/T, 4/T, O/D	8	All	4.11	7.00 x 14		Steel	19	C2OZ 17271-C
63/64	B(P/I)-3/T, 4/T, O/D	8	All	4.11	7.00 x 14	Pink	Nylon	19	C0DD 17271-C
64	B-4/T	8	289	4.11	6.50 x 14	Black	Nylon	20	C1DD 17271-A
64	B-4/T	8	289	4.11	7.00 x 14	Pink	Nylon	19	C0DD 17271-C

FORDOMATIC TRANSMISSION

2.80 Axle Ratio

64	B	8	260	2.80	6.50 x 14	Wine	Nylon	16	C0DD 17271-A
64	B	8	260	2.80	7.00 x 14	Wine	Nylon	16	C0DD 17271-A
64	X	8	All	2.80	6.50 x 14	Wine	Nylon	16	C0DD 17271-A
64	X	8	All	2.80	7.00 x 14	Wine	Nylon	16	C0DD 17271-A

2.91 Axle Ratio

60/61	A	6&8	All	2.91	6.70 x 15-7.10 x 15-7.50 x 14-8.00 x 14-8.50 x 14	Blue	Nylon	17	C0AA 17271-A
60/61	A(P/I)	6&8	All	2.91	6.70 x 15-7.50 x 14-8.00 x 14-8.50 x 14	Purple	Nylon	18	C0AA 17271-B
60/61	A(P/I)	6&8	All	2.91	7.10 x 15	Blue	Nylon	17	C0AA 17271-A
60/61	A(Taxi)	6&8	All	2.91	6.70 x 15-7.50 x 14-8.00 x 14-8.50 x 14		Steel	18	C0AA 17271-F

3.00 Axle Ratio

61/63	A	8	All	3.00	6.70 x 15-7.10 x 15-8.50 x 14	Blue	Nylon	17	C0AA 17271-A
61/63	A	8	All	3.00	7.00 x 14-7.50 x 14-8.00 x 14	Purple	Nylon	18	C0AA 17271-B
61/63	A(P/I)	6&8	All	3.00	6.70 x 15-7.10 x 15-8.00 x 14-8.50 x 14	Purple	Nylon	18	C0AA 17271-B
61/63	A(P/I)	6&8	All	3.00	7.00 x 14-7.50 x 14	Gray	Nylon	19	C0AA 17271-C
61/63	A(Taxi)	6&8	All	3.00	6.70 x 15-7.10 x 15-8.00 x 14-8.50 x 14		Steel	18	C0AA 17271-F
61/63	A(Taxi)	6&8	All	3.00	7.00 x 14-7.50 x 14		Steel	19	C0AA 17271-S
62/63	B NOTE 3	6&8	All	3.00	6.50 x 13-6.50 x 14-7.00 x 13	Green	Nylon	17	C3DZ 17271-B
62/63	B	6&8	All	3.00	7.00 x 14	Wine	Nylon	16	C0DD 17271-A
62/63	B(P/I)	6&8	All	3.00	6.50 x 13	Gold or Yellow	Nylon	18	C0DD 17271-B
62/63	B(P/I)	6&8	All	3.00	6.50 x 14-7.00 x 13-7.00 x 14	Green	Nylon	17	C3DZ 17271-B
62/63	B(Taxi)	6&8	All	3.00	6.50 x 13		Steel	18	C2DZ 17271-A
62/63	B(Taxi)	6&8	All	3.00	6.50 x 14-7.00 x 13-7.00 x 14		Steel	17	C2OZ 17271-B
64	B	6&8	All	3.00	6.50 x 14	Green	Nylon	17	C3DZ 17271-B
64	B	6&8	All	3.00	7.00 x 14	Wine	Nylon	16	C0DD 17271-A
63	X NOTE 3	8	All	3.00	6.50 x 13-7.00 x 13	Green	Nylon	17	C3DZ 17271-B

NOTE 3 - C1UU 17271-A has 23 ridges at cable end & is used before 3/7/63, C3DZ 17271-B has 6 ridges at cable end & is used "From 3/7/63" ♦ Except Police Interceptor and Taxi ◇ Used with Yellow (1964) 7 tooth drive gear
 ⚡ Used with White (1963) 7 tooth drive gear

17322 GEAR ASSY. - SPEEDOMETER DRIVEN - continued

1960/

YEAR	MODEL	ENGINE		AXLE RATIO	TIRE SIZE	GEAR			PART NUMBER	
		CYL.	C.I.D.			COLOR	MATERIAL	TEETH		
FORDOMATIC TRANSMISSION - continued										
3.10 Axle Ratio										
60/61	A	♣	6&8	All	3.10	6.70 x 15-7.10 x 15-8.00 x 14-8.50 x 14	Purple	Nylon	18	C0AA 17271-B
60/61	A	♣	6&8	All	3.10	7.50 x 14	Gray	Nylon	19	C0AA 17271-C
60/61	A(P/I)		6&8	All	3.10	7.50 x 14	Black	Nylon	20	C0AA 17271-D
60/61	A(P/I)		6&8	All	3.10	6.70 x 15-7.10 x 15-8.00 x 14-8.50 x 14	Gray	Nylon	19	C0AA 17271-C
60/61	A(Taxi)		6&8	All	3.10	6.70 x 15-7.10 x 15-7.50 x 14-8.00 x 14-8.50 x 14		Steel	19	C0AA 17271-S
60/61	S		8	All	3.10	8.00 x 14	Natural	Nylon	18	C0AA 17271-J
60/63	X(54,58A,62,63,64,76)		6	All	3.10	6.00 x 13-6.50 x 13	Wine	Nylon	16	C0DD 17271-A
3.20 Axle Ratio										
62	B	♣	6&8	All	3.20	6.50 x 13-6.50 x 14-7.00 x 13-7.00 x 14	Gold or Yellow	Nylon	18	C0DD 17271-B
62	B (P/I)		6&8	All	3.20	6.50 x 13	Pink	Nylon	19	C0DD 17271-C
62	B (P/I)		6&8	All	3.20	6.50 x 14-7.00 x 13-7.00 x 14	Gold or Yellow	Nylon	18	C0DD 17271-B
62	B (Taxi)		6&8	All	3.20	6.50 x 13		Steel	19	C2OZ 17271-C
62	B (Taxi)		6&8	All	3.20	6.50 x 14-7.00 x 13-7.00 x 14		Steel	18	C2DZ 17271-A
61/63	X(54,58A,62,63,64,76)		6	All	3.20	6.00 x 13-6.50 x 13	Wine	Nylon	16	C0DD 17271-A
64	X		6	All	3.20	6.00 x 13	Pink	Nylon	19	C0DD 17271-C
64	X		6	All	3.20	6.50 x 13-6.50 x 14	Gold or Yellow	Nylon	18	C0DD 17271-B
3.22 Axle Ratio										
60/61	A	♣	6&8	All	3.22	7.50 x 14-8.00 x 14	Gray	Nylon	19	C0AA 17271-C
60/61	A	♣	6&8	All	3.22	6.70 x 15-7.10 x 15-8.50 x 14	Purple	Nylon	18	C0AA 17271-B
60/61	A(P/I)		6&8	All	3.22	6.70 x 15-7.50 x 14-8.00 x 14-8.50 x 14	Black	Nylon	20	C0AA 17271-D
60/61	A(P/I)		6&8	All	3.22	7.10 x 15	Gray	Nylon	19	C0AA 17271-C
60/61	A(Taxi)		6&8	All	3.22	6.70 x 15-7.50 x 14-8.00 x 14-8.50 x 14		Steel	20	C0AA 17271-S
60/61	A(Taxi)		6&8	All	3.22	7.10 x 15		Steel	20	C0AA 17271-S
3.25 Axle Ratio										
63	A	♣	6&8	All	3.25	6.70 x 15-7.50 x 14-8.00 x 14	Gray	Nylon	19	C0AA 17271-C
63	A	♣	6&8	All	3.25	7.10 x 15	Purple	Nylon	18	C0AA 17271-B
63/64	A(P/I)		6&8	All	3.25	7.00 x 14-7.50 x 14-8.00 x 14	Black	Nylon	20	C0AA 17271-D
63/64	A(P/I)		6&8	All	3.25	6.70 x 15-7.10 x 15	Gray	Nylon	19	C0AA 17271-C
63/64	A(Taxi)		6&8	All	3.25	6.70 x 15-7.10 x 15		Steel	19	C0AA 17271-S
63	A(Taxi)		6&8	All	3.25	7.50 x 14-8.00 x 14	Gray	Nylon	19	C0AA 17271-C
62/63	B	♣	6&8	All	3.25	6.50 x 13	Pink	Nylon	19	C0DD 17271-C
62	B	♣	6&8	All	3.25	6.50 x 14-7.00 x 13-7.00 x 14	Gold or Yellow	Nylon	18	C0DD 17271-B
63	B	♣	6&8	All	3.25	6.50 x 14-7.00 x 13	Gold or Yellow	Nylon	18	C0DD 17271-B
63	B	♣	6&8	All	3.25	7.00 x 14	Green	Nylon	17	C3DZ 17271-B
62/63	B (P/I)		6&8	All	3.25	6.50 x 13-6.50 x 14-7.00 x 13	Pink	Nylon	19	C0DD 17271-C
62/63	B (P/I)		6&8	All	3.25	7.00 x 14	Gold or Yellow	Nylon	18	C0DD 17271-B
62/63	B (Taxi)		6&8	All	3.25	6.50 x 13-6.50 x 14-7.00 x 13		Steel	19	C2OZ 17271-C
62/63	B (Taxi)		6&8	All	3.25	7.00 x 14		Steel	18	C2DZ 17271-A
64	B		6&8	All	3.25	6.50 x 14-7.00 x 14	Gold or Yellow	Nylon	18	C0DD 17271-B

♣ Except Police Interceptor and Taxi

17322 GEAR ASSY. - SPEEDOMETER DRIVEN - continued

1960/

YEAR	MODEL	ENGINE		AXLE RATIO	TIRE SIZE	GEAR			PART NUMBER
		CYL.	C.I.D.			COLOR	MATERIAL	TEETH	
FORDOMATIC TRANSMISSION - continued									
3.25 AXLE RATIO - continued									
64	X	8	All	3.25	6.50 x 14-7.00 x 14	Gold or Yellow	Nylon	18	C0DD 17271-B
63/64	X	8	All	3.25	6.50 x 13	Pink	Nylon	19	C0DD 17271-C
63/64	X	8	All	3.25	7.00 x 13	Gold or Yellow	Nylon	18	C0DD 17271-B
3.50 Axle Ratio									
63	A	6&8	All	3.50	6.70 x 15-7.10 x 15	Black	Nylon	20	C0AA 17271-D
63	A	6&8	All	3.50	7.00 x 14-7.50 x 14-8.00 x 14	Yellow	Nylon	21	C0AA 17271-E
63	A(P/I)	6&8	All	3.50	6.70 x 15-7.10 x 15-7.50 x 14-8.00 x 14	Yellow	Nylon	21	C0AA 17271-E
63	A(Taxi)	6&8	All	3.50	6.70 x 15-7.10 x 15-7.50 x 14-8.00 x 14		Steel	21	C0AA 17271-T
62	B	6&8	All	3.50	6.50 x 13-7.00 x 13	Black	Nylon	20	C1DD 17271-A
62/63	B	6&8	All	3.50	6.50 x 14-7.00 x 14	Pink	Nylon	19	C0DD 17271-C
63	B	6&8	All	3.50	6.50 x 13	Black	Nylon	20	C1DD 17271-A
63	B	6&8	All	3.50	7.00 x 13	Pink	Nylon	19	C0DD 17271-C
62/63	B (P/I)	6&8	All	3.50	6.50 x 13-6.50 x 14-7.00 x 13-7.00 x 14	Black	Nylon	20	C1DD 17271-A
62/63	B (Taxi)	6&8	All	3.50	6.50 x 13-6.50 x 14-7.00 x 13-7.00 x 14		Steel	20	C2OZ 17271-D
64	B	6&8	All	3.50	6.50 x 14	Black	Nylon	20	C1DD 17271-A
64	B	6&8	All	3.50	7.00 x 14	Pink	Nylon	19	C0DD 17271-C
61/63	X	6	All	3.50	6.50 x 13	Green	Nylon	17	C3DZ 17271-B
61/63	X (exc. Taxi)	6	All	3.50	6.00 x 13	Gold or Yellow	Nylon	18	C0DD 17271-B
63	X(Taxi)	6	All	3.50	6.00 x 13		Steel	18	C2DZ 17271-A
63	X	8	All	3.50	6.50 x 13-7.00 x 13	Black	Nylon	20	C1DD 17271-A
64	X	6	All	3.50	6.00 x 13	Red	Nylon	21	C4OZ 17271-A
64	X	6	All	3.50	6.50 x 13-6.50 x 14	Black	Nylon	20	C1DD 17271-A
3.56 Axle Ratio									
60/61	A	6	223	3.56	6.70 x 15	Yellow	Nylon	21	Δ++C0AA 17271-E
60/61	A	6	223	3.56	7.50 x 14	Yellow	Nylon	21	Δ+C0AA 17271-E
60/61	A	6&8	All	3.56	7.10 x 15-8.50 x 14	Yellow	Nylon	21	++C0AA 17271-E
60/62	A	8	All	3.56	6.70 x 15	Yellow	Nylon	21	C0AA 17271-E
60/62	A	8	All	3.56	7.50 x 14	Yellow	Nylon	21	ΔC0AA 17271-E
60/62	A	6&8	All	3.56	8.00 x 14	Yellow	Nylon	21	ΔC0AA 17271-E
61/62	A	6	223	3.56	6.70 x 15	Black	Nylon	20	+C0AA 17271-D
61/62	A	6&8	All	3.56	7.10 x 15-8.50 x 14	Black	Nylon	20	+C0AA 17271-D
61/62	A	6	223	3.56	7.50 x 14	Yellow	Nylon	21	+C0AA 17271-E
60/62	A(P/I)	6&8	All	3.56	6.70 x 15-7.10 x 15-7.50 x 14-8.00 x 14-8.50 x 14	Yellow	Nylon	21	C0AA 17271-E
60/62	A(Taxi)	6&8	All	3.56	6.70 x 15-7.10 x 15-7.50 x 14-8.00 x 14-8.50 x 14		Steel	21	C0AA 17271-T
60	X	6	144	3.56	6.00 x 13, 6.50 x 13	Gold or Yellow	Nylon	18	C0DD 17271-B
3.70 Axle Ratio									
60/61	A	6&8	All	3.70	6.70 x 15-7.10 x 15-8.50 x 14	Yellow	Nylon	21	C0AA 17271-E
60/61	A	6&8	All	3.70	7.50 x 14-8.00 x 14		Steel	21	C0AA 17271-T
60/61	A(P/I)-Taxi	6&8	All	3.70	6.70 x 15-7.10 x 15-7.50 x 14-8.00 x 14-8.50 x 14		Steel	21	C0AA 17271-T
3.80 Axle Ratio									
62	B (P/I)	6&8	All	3.80	6.50 x 13 7.00 x 14	Black		20	C1DD 17271-A
62	B (Taxi)	6&8	All	3.80	6.50 x 13 7.00 x 14	Steel		20	C2OZ 17271-D

Δ Except Police Interceptor & Taxi Δ Used with 2-speed Fordomatic ++ "Before 9/19/60" + "From 9/19/60"

FORD CAR PARTS

SECTION 173

835

17322 GEAR ASSY. - SPEEDOMETER DRIVEN - continued

1960/

YEAR	MODEL	ENGINE		AXLE RATIO	TIRE SIZE	GEAR			PART NUMBER
		CYL.	C.I.D.			COLOR	MATERIAL	TEETH	
FORDOMATIC TRANSMISSION - continued									
3.89 Axle Ratio									
60/61	A	6&8	All	3.89	6.70 x 15-7.10 x 15-7.50 x 14-8.00 x 14-8.50 x 14		Steel	21	C0AA 17271-T
60/61	A(P/I)	6&8	All	3.89	6.70 x 15-7.10 x 15-7.50 x 14-8.00 x 14-8.50 x 14		Steel	21	C0AA 17271-T
60/61	A(Taxi)	6&8	All	3.89	6.70 x 15-7.10 x 15-7.50 x 14-8.00 x 14-8.50 x 14		Steel	21	C0AA 17271-T
64	A	6&8	All	3.89	6.70 x 15-7.10 x 15-7.50 x 14-8.00 x 14	Black	Nylon	20	C1DD 17271-A
60	X (59A, 66A, 71A)	6	144	3.89	6.00 x 13-6.40 x 13-6.50 x 13	Pink	Nylon	19	C0DD 17271-C
4.00 Axle Ratio									
61/63	X (59, 66, 71, 78)	6	All	4.00	6.50 x 13	Black	Nylon	20	C1DD 17271-A
64	X	6	All	4.00	6.50 x 13	Black	Nylon	20	C1DD 17271-A
4.11 Axle Ratio									
60/61	A	6&8	All	4.11	7.10 x 15	Orange	Nylon	20	C0AA 17271-G
60/61	A	6&8	All	4.11	6.70 x 15-7.50 x 14-8.00 x 14-8.50 x 14	Green	Nylon	21	C0AA 17271-H
60/61	A(P/I)	6&8	All	4.11	6.70 x 15-7.10 x 15-7.50 x 14-8.00 x 14-8.50 x 14		Steel	22	B7A 17322-W
60/61	A(Taxi)	6&8	All	4.11	6.70 x 15-7.10 x 15-7.50 x 14-8.00 x 14-8.50 x 14		Steel	22	B7A 17322-W
CRUISE-O-MATIC OR C4 TRANSMISSION									
2.69 Axle Ratio									
60/61	A(except P/I)	8	352,390	2.69	6.70 x 15-7.10 x 15-8.50 x 14	Brown	Nylon	17	B8A 17322-B
60/61	A(P/I)	8	352,390	2.69	7.50 x 14-8.00 x 14	Red	Nylon	19	C0AA 17271-K
60/61	A(P/I)	8	352,390	2.69	6.70 x 15-7.10 x 15-8.50 x 14	Natural	Nylon	18	C0AA 17271-J
60/61	A(Taxi)	8	352,390	2.69	7.50 x 14-8.00 x 14		Steel	19	C0AA 17271-N
64	A	6&8	All	2.69	7.00 x 14	Wine	Nylon	16	C0DD 17271-A
2.80 Axle Ratio									
64	A	6&8	All	2.80	7.00 x 14	Wine	Nylon	16	C0DD 17271-A
64	B	8	289	2.80	6.50 x 14, 7.00 x 14	Wine	Nylon	16	C0DD 17271-A
64	X	8	All	2.80	6.50 x 14, 7.00 x 14	Wine	Nylon	16	C0DD 17271-A
2.91 Axle Ratio									
60/61	A	8	292	2.91	6.70 x 15-7.10 x 15-7.50 x 14-8.00 x 14-8.50 x 14	Brown	Nylon	17	B8A 17322-B
60/61	A	8	352	2.91	6.70 x 15-7.10 x 15-7.50 x 14-8.00 x 14-8.50 x 14	Red	Nylon	19	C0AA 17271-K
60/61	A(P/I)	8	292	2.91	7.10 x 15	Brown	Nylon	17	B8A 17322-B
60/61	A(P/I)	8	292	2.91	6.70 x 15-7.50 x 14-8.00 x 14-8.50 x 14	Natural	Nylon	18	C0AA 17271-J
60/61	A(P/I)	8	352,390	2.91	7.50 x 14	Green	Nylon	21	C0AA 17271-H
60/61	A(P/I)	8	352,390	2.91	6.70 x 15-7.10 x 15-8.00 x 14-8.50 x 14	Orange	Nylon	20	C0AA 17271-G
60/61	A(Taxi)	8	292	2.91	6.70 x 15-7.50 x 14-8.00 x 14-8.50 x 14		Steel	18	C0AA 17271-J
60	S	8	All	2.91	8.50 x 14	Red	Nylon	19	C0AA 17271-K
3.00 Axle Ratio									
61/63	A	8	All	3.00	6.70 x 15-7.10 x 15-8.50 x 14	Brown	Nylon	17	C2AZ 17271-A
61/63	A	8	All	3.00	7.50 x 14-8.00 x 14	Natural	Nylon	18	C0AA 17271-J
61/63	A(P/I)	6&8	All	3.00	6.70 x 15-7.10 x 15-8.00 x 14-8.50 x 14	Natural	Nylon	18	C0AA 17271-J
61/63	A(P/I)	6&8	All	3.00	7.00 x 14-7.50 x 14	Red	Nylon	19	C0AA 17271-K
61/63	A(Taxi)	6&8	All	3.00	6.70 x 15-7.10 x 15-8.00 x 14-8.50 x 14		Steel	18	C0AA 17271-L
61/63	A(Taxi)	6&8	All	3.00	7.00 x 14-7.50 x 14		Steel	19	C0AA 17271-N
64	A	6&8	All	3.00	7.00 x 14-7.50 x 14-6.70 x 15	Wine	Nylon	16	C0DD 17271-A
64	A	6&8	All	3.00	8.00 x 14-8.50 x 14-7.10 x 15-7.60 x 15	Wine	Nylon	16	C0DD 17271-A

* Except Police Interceptor and Taxi

17322 GEAR ASSY. - SPEEDOMETER DRIVEN - continued

1960/

YEAR	MODEL	ENGINE		AXLE RATIO	TIRE SIZE	GEAR			PART NUMBER	
		CYL.	C.I.D.			COLOR	MATERIAL	TEETH		
CRUISE-O-MATIC OR C4 TRANSMISSION - continued										
3.00 - Axle Ratio - continued										
64	B	NOTE 4	8	289	3.00	6.50 x 14	Green	Nylon	17	C3DZ 17271-B
64	B	NOTE 4	8	289	3.00	7.00 x 14	Wine	Nylon	16	C0DD 17271-A
61/63	S		8	390	3.00	8.00 x 14	Natural	Nylon	18	C0AA 17271-J
64	S		8	390	3.00	8.15 x 15	Wine	Nylon	16	C0DD 17271-A
64	X		8	All	3.00	6.50 x 14	Green	Nylon	17	C3DZ 17271-B
64	X		8	All	3.00	7.00 x 14	Wine	Nylon	16	C0DD 17271-A
3.10 Axle Ratio										
60	A	♣	8	332,352	3.10	6.70 x 15-7.50 x 14-8.00 x 14	Orange	Nylon	20	C0AA 17271-G
60/61	A	♣	8	352,390	3.10	6.70 x 15-7.10 x 15-8.50 x 14	Orange	Nylon	20	C0AA 17271-G
60/61	A	♣	8	292	3.10	7.50 x 14-8.00 x 14	Red	Nylon	19	C0AA 17271-K
60/61	A	♣	8	292	3.10	6.70 x 15-7.10 x 15-8.00 x 14-8.50 x 14	Natural	Nylon	18	C0AA 17271-J
60/61	A	♣	8	352,390	3.10	7.50 x 14-8.00 x 14	Green	Nylon	21	C0AA 17271-H
60/61	A(P/I)		8	292	3.10	7.50 x 14	Orange	Nylon	20	C0AA 17271-G
60/61	A(P/I)		8	292	3.10	6.70 x 15-7.10 x 15-8.00 x 14-8.50 x 14	Red	Nylon	19	C0AA 17271-K
60/61	A(P/I)		8	352,390	3.10	6.70 x 15-7.10 x 15-7.50 x 14-8.00 x 14-	Green	Nylon	21	C0AA 17271-H
60/61	A(Taxi)		8	292	3.10	6.70 x 15-7.10 x 15-7.50 x 14-8.00 x 14-8.50 x 14		Steel	19	C0AA 17271-N
60/61	A(Taxi)		8	352,390	3.10	6.70 x 15-7.10 x 15-7.50 x 14-8.00 x 14-		Steel	21	C0AA 17271-R
60/63	S		8	All	3.10	8.00 x 14	Natural	Nylon	18	C0AA 17271-J
3.22 Axle Ratio										
60/61	A	♣	8	292	3.22	7.50 x 14-8.00 x 14	Red	Nylon	19	C0AA 17271-K
60/61	A	♣	8	292	3.22	6.70 x 15-7.10 x 15-8.50 x 14	Natural	Nylon	18	C0AA 17271-J
60/61	A	♣	8	352,390	3.22	7.50 x 14		Steel	22	B7A 17322-W
60/61	A	♣	8	352	3.22	6.70 x 15-7.10 x 15-8.00 x 14-8.50 x 14	Green	Nylon	21	C0AA 17271-H
60/61	A(P/I)		8	292	3.22	6.70 x 15-7.50 x 14-8.00 x 14-8.50 x 14	Orange	Nylon	20	C0AA 17271-G
60/61	A(P/I)		8	292	3.22	7.10 x 15	Red	Nylon	19	C0AA 17271-K
60/61	A(P/I)		8	352,390	3.22	6.70 x 15-7.10 x 15-7.50 x 14-8.00 x 14-		Steel	19	C0AA 17271-S
60/61	A(Taxi)		8	292	3.22	6.70 x 15-7.10 x 15-7.50 x 14-8.00 x 14-8.50 x 14		Steel	19	C0AA 17271-S
60/61	A(Taxi)		8	352,390	3.22	6.70 x 15-7.10 x 15-7.50 x 14-8.00 x 14-		Steel	19	C0AA 17271-S
3.25 Axle Ratio										
63	A	♣	6&8	All	3.25	6.70 x 15-7.50 x 14-8.00 x 14	Red	Nylon	19	C0AA 17271-K
63	A	♣	6&8	All	3.25	7.10 x 15	Natural	Nylon	18	C0AA 17271-J
63/64	A(P/I)	C/M	6&8	All	3.25	6.70 x 15-7.10 x 15	Red	Nylon	19	C0AA 17271-K
63/64	A(P/I)	C/M	6&8	All	3.25	7.00 x 14-7.50 x 14-8.00 x 14	Orange	Nylon	20	C0AA 17271-G
63/64	A(Taxi)	C/M	6&8	All	3.25	6.70 x 15-7.10 x 15		Steel	19	C0AA 17271-N
63/64	A(Taxi)	C/M	6&8	All	3.25	7.00 x 14-7.50 x 14-8.00 x 14		Steel	20	C0AA 17271-M
64	A	♣	6&8	All	3.25	7.00 x 14-6.70 x 15	Gold or Yellow	Nylon	18	C0DD 17271-B
64	A		6&8	All	3.25	7.50 x 14-8.00 x 14-7.10 x 15	Green	Nylon	17	C3DZ 17271-B
64	A		6&8	All	3.25	8.50 x 14-7.60 x 15	Wine	Nylon	16	C0DD 17271-A
64	A(P/I)	C4	6&8	All	3.25	7.50 x 14-8.00 x 14-6.70 x 15	Gold or Yellow	Nylon	17	C0DD 17271-B
64	A(Taxi)	C4	6&8	All	3.25	7.50 x 14-8.00 x 14-6.70 x 15		Steel	18	C2DZ 17271-A
64	A(P/I)	C4	6&8	All	3.25	7.10 x 15	Green	Nylon	17	C3DZ 17271-B
64	A(Taxi)	C4	6&8	All	3.25	7.10 x 15		Steel	17	C2OZ 17271-B
64	B		8	289	3.25	6.50 x 14-7.00 x 14	Gold or Yellow	Nylon	18	C0DD 17271-B
64/	S	Δ	8	390	3.25	8.15 x 15	Green	Nylon	17	C3DZ 17271-B
64	X		8	All	3.25	6.50 x 13	Pink	Nylon	19	C0DD 17271-C
64	X		8	All	3.25	7.00 x 13-8.50 x 14-7.00 x 14	Gold or Yellow	Nylon	18	C0DD 17271-B

NOTE 4 - Used with 7 tooth driving gear on transmission marked PCS-J or M, PCW-M or AD

♣ Except Police Interceptor and Taxi

Δ Used with 7 tooth driving gear on trans. marked PCE-BB

FORD CAR PARTS

SECTION 173

837

17322 GEAR ASSY. - SPEEDOMETER DRIVEN - continued

1960/

YEAR	MODEL	ENGINE		AXLE RATIO	TIRE SIZE	GEAR			PART NUMBER	
		CYL.	C.I.D.			COLOR	MATERIAL	TEETH		
CRUISE-O-MATIC OR C4 TRANSMISSION - continued										
3.50 Axle Ratio										
63	A(S/W)	6&8	All	3.50	7.10 x 15	Orange	Nylon	20	C0AA	17271-G
63	A(S/W)	6&8	All	3.50	8.00 x 14	Green	Nylon	21	C0AA	17271-H
63	A(P/I)	6&8	All	3.50	7.10 x 15-7.00 x 14-8.00 x 14	Green	Nylon	21	C0AA	17271-H
63	A(Taxi)	6&8	All	3.50	7.10 x 15-7.00 x 14-8.00 x 14		Steel	21	C0AA	17271-R
64	A	6&8	All	3.50	7.00 x 14	Pink	Nylon	19	C0DD	17271-C
64	A	6&8	All	3.50	7.50 x 14-8.00 x 14-8.50 x 14-6.70 x 15-7.10 x 15	Gold or Yellow	Nylon	18	C0DD	17271-B
64	A(P/I)	C4	6&8	All	7.50 x 14-8.00 x 14-6.70 x 15-7.10 x 15	Pink	Nylon	19	C0DD	17271-C
64	A(Taxi)	C4	6&8	All	7.50 x 14-8.00 x 14-6.70 x 15-7.10 x 15		Steel	19	C2OZ	17271-C
64	A	6&8	All	3.50	7.60 x 15	Green	Nylon	17	C3DZ	17271-B
64	B	8	289	3.50	7.00 x 14	Pink	Nylon	19	C0DD	17271-C

3.56 Axle Ratio										
60/61	A	†	8	All	3.56	6.70 x 15-7.10 x 15-8.50 x 14	Green	Nylon	21	C0AA 17271-H
60/62	A	‡	8	All	3.56	7.50 x 14-8.00 x 14	Green	Nylon	21	C0AA 17271-H
60/61	A	‡	8	352,390	3.56	6.70 x 15-7.10 x 15-7.50 x 14-8.00 x 14		Steel	22	B7A 17322-W
61	A	‡	6&8	All	3.56	7.50 x 14	Red	Nylon	19	C0AA 17271-K
61/62	A	‡	8	All	3.56	6.70 x 15-7.10 x 15-8.50 x 14	Orange	Nylon	20	‡C0AA 17271-G
60/61	A(P/I)		8	352,390	3.56	6.70 x 15-7.10 x 15-7.50 x 14-8.00 x 14		Steel	22	B7A 17322-W
60/62	A(P/I)		8	292	3.56	6.70 x 15-7.10 x 15-7.50 x 14-8.00 x 14-8.50 x 14	Green	Nylon	21	C0AA 17271-H
60/61	A(Taxi)		8	352,390	3.56	6.70 x 15-7.10 x 15-7.50 x 14-8.00 x 14		Steel	22	B7A 17322-W
60/62	A(Taxi)		8	292	3.56	6.70 x 15-7.10 x 15-7.50 x 14-8.00 x 14-8.50 x 14		Steel	21	C0AA 17271-R

3.70 Axle Ratio										
60/61	A	‡	8	292	3.70	7.50 x 14-8.00 x 14		Steel	22	B7A 17322-W
60/61	A	‡	8	292	3.70	6.70 x 15-7.10 x 15-8.50 x 14	Green	Nylon	21	C0AA 17271-H
60/61	A(P/I)		8	292	3.70	6.70 x 15-7.10 x 15-7.50 x 14-8.00 x 14-8.50 x 14		Steel	22	B7A 17322-W
60/61	A(Taxi)		8	292	3.70	6.70 x 15-7.10 x 15-7.50 x 14-8.00 x 14-8.50 x 14		Steel	22	B7A 17322-W

3.89 Axle Ratio										
60/61	A	‡	8	292	3.89	6.70 x 15-7.10 x 15-7.50 x 14-8.00 x 14-8.50 x 14		Steel	22	B7A 17322-W
60/61	A(P/I)		8	292	3.89	6.70 x 15-7.10 x 15-7.50 x 14-8.00 x 14-8.50 x 14		Steel	22	B7A 17322-W
60/61	A(Taxi)		8	292	3.89	6.70 x 15-7.10 x 15-7.50 x 14-8.00 x 14-8.50 x 14		Steel	22	B7A 17322-W
64	A	6&8	All	3.89	7.00 x 14		Red	Nylon	21	C4OZ 17271-A
64	A	6&8	All	3.89	7.00 x 15		Pink	Nylon	19	C0DD 17271-C
64	A	6&8	All	3.89	7.50 x 14-8.00 x 14-8.50 x 14-6.70 x 15-7.10 x 15		Black	Nylon	20	C1DD 17271-A

4.11 Axle Ratio										
64	A	6&8	All	4.11	7.00 x 14		Pink	Nylon	19	C0DD 17271-C

YEAR	MODEL	DESCRIPTION	QTY.	PART NUMBER
17A326 KIT - TACHOMETER - Also refer to Group 17360				
60/	All (8 cyl. high-performance units-12 volt)	Sun type kit-4" size-circle-sweep dial-to 9000 R. P. M. -for steering column or instrument panel top mount add (1) C4AZ 17368-A	1	C4AZ 17A326-A

Consists of				
1-C3RA 17A314-A	Sender	1-C3RA 17360-F	Tachometer	1-IS 1214 Instructions
60/	All (8 cyl.)	Cobra-6000 RPM-250° dial	1	●C6AZ 17A326-E
60/	All (8 cyl.)	Cobra-9000 RPM-250° dial	1	●C6AZ 17A326-G
Consists of				
1-C4RA 17311-A	Housing	1-C5RA 17368-B	Bracket	
1-C5RA 17360-A	Tachometer (8 cyl. 6000 RPM)	1-34176-S6 or S13	Nut-No. 10-32 crown	
or		2-52735-S13	Screw-No. 10-20 pan head tap	
1-C5RA 17360-C	Tachometer (8 cyl. 9000 RPM)	1-IS 2235	Instructions	

• Except Police Interceptor and Taxi † "Before 9/19/60" ‡ "From 9/19/60"
 • For Steering Column mount (1) C6AZ 17368-A Mounting Bracket Kit is required

FORD CAR PARTS

YEAR	MODEL	DESCRIPTION	QTY.	PART NUMBER
	17A326 KIT - TACHOMETER - continued	- Also refer to Group 17360		
60/	All (6 cyl.)	6000 RPM (flat type)-100° dial	1	C8AZ 17A326-A
60/	All (8 cyl.)	6000 RPM (flat type)	1	C8AZ 17A326-B
60/	All (8 cyl.)	8000 RPM (flat type)-250° dial	1	C8AZ 17A326-C
	17A334 DIAL and MASK ASSY. - SPEEDOMETER			
64/	S		1	C4SZ 17A334-A
	17A359 BUSHING - SPEEDOMETER CABLE			
64	S	To adapt existing cable to speed control pump (9C731)-Nylon-.32" I.D. x .55" O.D. x .38" thick	1	C4SZ 17A359-A
	17360 TACHOMETER ASSY. - Also refer to Group 17A326			
63/64	X (8 cyl. -Sprint)		1	C4DZ 17360-A
63	X(62C, 76A)	Strap-adjustable(wire leads to brake pedal suppt.)	1	376914-S(YY2)
	17A360 NUT - SPEEDOMETER CABLE			
64	S	To adapt existing cable to speed control pump (9C731)-7/8"-18 knurled	1	C4SZ 17A360-A
	17368 KIT - TACHOMETER MOUNTING BRACKET			
63	X-Sprint	Bracket only-pkg. includes (1) 379024-S15 screw	1	C3RZ 17368-A
64	A, B, S, X		1	
64	X	Screw(brkt. & plate to radio grille)-No.8-15 x 3/4"	1	52742-S8(U385)
60/	All		1	C2RZ 17368-B
60/	All (12 volts-8 cyl. -high performance units)	For mounting C4AZ 17A326-A tachometer kit on instrument panel top or steering column	1	C4AZ 17368-A
	17A385 BRACKET - FRONT LICENSE PLATE MOUNTING - Also refer to Group 17736			
61/63	S		1	C1SB 17A385-A
64	S	No bracket used from 4/13/64	1	C4SZ 17A385-B
64	S	"Before 4/13/64" Screw(license plate to frt. brkt.)-1/4"-20 x 5/8"-plastic	2	★41584-S40
64	S	"Before 4/13/64" Locknut(brkt. to frt. bumper)-5/16"-18	2	34392-S7(M93)
64	S	"Before 4/13/64" Bumper (anti-rattler between license plate & brkt.)-rubber	1	375838-S(CC32)
64	S	"Before 4/13/64" Screw(bracket to frt. bumper)-5/16"-18 x 3/4"	2	20347-S8(B156)
64	S	"Before 4/13/64" Nut(license plate to frt. brkt.)-1/4"- nylon	2	380707-S(MM228B)
63	S	Screw(brkt. to frt. bumper guard)-5/16"-24 x 1"	2	20387-S8(B157)
63	S	Lockwasher(brkt. to frt. bumper guard)-5/16"	2	34906-S8(X98)
	17A387 FRAME - LICENSE PLATE			
60/	A, B, S, X(except Falcon-rear 1960/63)	Kit-front or rear-consists of (1) frame & attaching parts	1	C2AZ 17A387-A
	17A425 WIRE - WIPER MOTOR GROUND - Improve from B6A 14296-C wire			
63	B	Screw(wire to dash panel)-No. 14-14 x 1/2"	1	31497-S8(U254)
63	B	Lockwasher(wire to dash panel)-1/4"	1	34940-S7(X88)
	17C428 SLEEVE - WINDSHIELD WIPER MOTOR SWITCH			
63/64	A, B, X	Used with single speed Ford motor	1	C3AZ 17C428-A
	17C429 PLATE - WINDSHIELD WIPER MOTOR SEAL			
63/64	A	Used with single speed & 2 speed wipers	1	C3AZ 17C429-A
	17C430 GASKET - WINDSHIELD WIPER MOTOR SEAL			
63/64	A	Rubber-used with single speed & 2 speed wipers	1	C3AZ 17C430-A
	17A431 HOUSING - WINDSHIELD WIPER			
62	A, B	For single speed Autolite wiper-use(17508) motor	1	★
63/64	A	Used with single speed Ford motor	1	C3AZ 17A431-B
63/	B, X		1	
63	A, B, X	Screw(hsg. to plate & switch assy.)-No.6-18 x 3/8"	1	★52718-S
	17C431 GROMMET ASSY. - WIPER MOTOR MOUNTING BRACKET			
63/64	A	Used with single speed & 2 speed wipers	4	C3AZ 17C431-A
63/64	A-with A/C & P/S(223, 260, 289, 352, 390)	Used as insulator for P/S reservoir	1	
64	S-with A/C & P/S	Used between P/S reservoir & fender apron	2	

FORD CAR PARTS

SECTION 175

839

YEAR	MODEL	DESCRIPTION	QTY.	PART NUMBER
17A434 GEAR and SHAFT ASSY. - WIPER OUTPUT				
62	A, B	Used with single speed Autolite wiper-use w/C2AZ17A485-A armature-also supplied in C2AZ 17C437-A Kit	1	C2AZ 17A434-B
63/64	A	Used with single speed Ford motor	1	C3AZ 17A434-B
63/	B, X	Used with single speed Ford motor	1	C3DZ 17A434-B
62	A, B	Washer-3/8" flat (used as thrust washer)	1	370444-S7(XX135)
63	A	Flatwasher(spacer output gear & shaft assy.)-3/8"	1	372505-S8 (XX146C)
63	A	Ring-retaining(gear to motor hsg.)-3/8"	1	374035-S(XX13C)
17A435 SHAFT - ELECTRIC WINDSHIELD WIPER OUTPUT				
60/62	A	"Before 10/3/60 to 12/25/61"	1	C1AF 17A435-A
62	A	"From 12/25/61"	1	C2AZ 17A435-A
63/64	A	Used with 2 speed wiper-After 4/15/63 includes retainer for use with revised shaft	1	C3AZ 17A435-A
62/	B	Used with 2 speed electric motor	1	C2OZ 17A435-A
60	X		1	★C0DF 17A435-A
61/62	X	Used with 2 speed electric motor	1	★C0DF 17A435-B
63/	X	Used with 2 speed Ford motor	1	C3DZ 17A435-B
17A436 ARM - ELECTRIC WINDSHIELD WIPER OUTPUT				
- A -				
60/61	A	"Before 10/3/60"	1	C0AF 17A436-B
		"From 10/3/60"	1	C1AF 17A436-A
62	A	Used with 2 speed electric motor	1	C2AZ 17A436-B
63/64	A	Used with single speed Ford motor	1	C3AZ 17A436-B
63/64	A	Used with 2 speed Ford motor	1	C3AZ 17A436-G
- B -				
62	B	Used with 2 speed motor	1	C2OZ 17B545-A
		Used with single speed motor	1	C2OZ 17B545-B
63/	B	Used with single speed Ford motor	1	C3OZ 17A436-D
63/	B	Used with 2 speed Ford motor	1	C3OZ 17A436-A
- X -				
60/62	X		1	C0AF 17A436-B
63/	X	Used with 2 speed Ford motor	1	C3DZ 17A436-A
63/	X	Used with single speed Ford motor	1	C3DZ 17A436-B
63	A, B, X	Nut (arm to motor & hsg. assy.)-1/4"	1	33796-S7(M61)
63	A, B, X	Lockwasher(arm to motor & hsg. assy.)-1/4"	1	34940-S7-8(X88)
62	B	Washer (used as thrust between arm and single speed motor)-3/8" spring	1	356482-S2(XX370)
62	B	Washer-3/8" flat	1	★376028-S
17C437 KIT - WINDSHIELD WIPER ARMATURE and GEAR				
62	A, B	For Autolite EPW 4006 single speed wipers		C2AZ 17C437-A
consists of				
1-C2AF 17A485-A (EPW 2106) Armature		1-C2AZ 17A434-B (EPW 1028) Shaft & gear		
17C440 BOOT - WIPER TERMINAL SEAL				
63	B, X	Used with single speed Ford motor	1	C3OZ 17C440-A
17C441 SHIELD - WIPER MOTOR WATER				
63	S		1	C3SZ 17C441-A
64/	S		1	C4SZ 17C441-A
17C443 BRACKET - WIPER CONTROL				
64/	X	Steel-1 1/8" top O.D.	1	C4DZ 17C443-A
17C444 INSULATOR - WIPER MOTOR WATER SHIELD				
63/	S	Half-moon shape-cut from rubber-04" x 1.15" x 4"	1	★
17C448 GASKET - WIPER CONTROL				
64	S	Cut from foam rubber-1/8" x 2 1/4" x 3/4"	1	★
17C455 SLINGER - WIPER OUTPUT SHAFT				
63/	A	Rubber-round-.94" I.D.	1	C3AZ 17C455-A

YEAR	MODEL	DESCRIPTION	QTY.	PART NUMBER
17A460 WIRING ASSY. - WINDSHIELD WIPER SWITCH TO IGNITION SWITCH				
60/61	A	Improvise from B6A 14296-C (1) wire 47.0" & (1) wire 6.0" long	1	★
62	B	Used with single speed motor when converting from 2-speed to single-speed wiper	1	C2OZ 17A460-B
63	B-with single speed wiper		1	
62	B	Used with 2-speed motor & C3OZ 17B587-A (wiring assy.) when converting from single-speed to 2-speed wiper	1	C2OZ 17A460-C
63	B-with 2-speed wiper		1	
64/	B	Used when converting single-speed w/s wipers to 2-speed w/s wipers	1	C4OZ 17A460-A
64/	B	Used when converting 2-speed w/s wipers to single-speed wipers-improvise	1	★
61/62	S	Improvise from B6A 14296-C - (1) wire 45.0" & (1) wire 13.0" long	1	★
60/62	X	Improvise from B6A 14296-C-(1)wire 33.0" & (1) wire 6.0" long	1	★
64	X	Used when converting single speed w/s wipers to 2-speed wipers	1	C4DZ 17A460-A
60/61	A	Clip (wiring with bolt that attaches motor to inner cowl top panel)	1	353547-S2(GG173)
61/62	S	Clip (wiring to instrument panel center support bracket)	1	
60/	X	Clip (wiring to instrument panel)	1	372864-S100(GG91)
17A461 CAM - ELECTRIC WINDSHIELD WIPER MOTOR				
60/	A	Used with 2 speed Ford motor	1	COMF 17A461-A
61/62	S		1	
61/	B		1	
60/	X		1	
17A464 ARM and LINK ASSY. - ELECTRIC WINDSHIELD WIPER				
60	A	"Before 9/16/59"	1	B9MF 17A464-B
60	A	"From 9/16/59"	1	★COAF 17A464-A
60	A	Ring-1/4" retainer	1	372999-S(QQ35)
60/64	A	Used with 2 speed Ford motor	1	COMF 17A464-A
61/62	S		1	
61/	B, X		1	
17470 CONTROL ASSY. - WINDSHIELD WIPER - Also refer to Groups 17A511, 17A553, 17A625				
- A -				
60/61	A	"Before 3/24/61"	1	COAF 17470-H
61/62	A	"From 3/24/61 to 6/15/62"	1	C1AB 17B479-A
- S -				
60	S		1	B8S 17470-A
61	S	"Before 3/24/61"	1	C1SF 17470-B
61/62	S	"From 3/24/61"	1	C1SB 17B479-A
63	S		1	C3SZ 17B479-A
64/	S		1	C4SZ 17470-D
- X -				
60/62	X	Cut to length	1	B9A 17470-A
60/61	A	Screw & washer (control & adaptor to motor)- No. 6-32 x 3/4"	1	371425-S8(BB554)
61	S		1	
60/62	X		1	
60	A (8 cyl.)-with alternator	Screw & washer (control to guide to adaptor)	1	
60	A (6 cyl.)-with A/C		1	
60	S	Clip (control to dash panel)	1	372046-S100 (GG186)
63	S	Clip (control wire to upper cowl)	1	★372886-S100
63	S	Screw (control wire thru clip to upper cowl)- No. 8-15 x 3/8"	1	376378-S101 (UU97)
63/	S	Grommet (control wire thru upper cowl)	1	352963-S(KK17)
64/	S	Screw(control & brkt.to plate)-No.10-24 x 3/8"	6	40905-S7(U258)

FORD CAR PARTS

SECTION 175

841

YEAR	MODEL	DESCRIPTION	QTY.	PART NUMBER
17471 GASKET - ELECTRIC WINDSHIELD WIPER MOTOR SWITCH COVER				
61/62	S	015" thick-used with 2 speed motor	1	C2OZ 17471-A
60/	B, X		1	
60/	A		1	
63/	B, X	Used with single speed Ford motor	1	C6AZ 17471-B
63/	A		1	
17B471 LENS - WIPER CONTROL INDICATOR LAMP				
64	S	"Wipers-washers"-green plastic-4 holes	1	C4SZ 17B471-C
17C472 CONNECTOR - WIPER MOTOR HOSE				
64/	S	Brass-4, 32" long-threaded both ends -inlet	1	C4SZ 17C472-A
64/	S	Brass-4, 54" long-threaded one end-return	1	C4SZ 17C472-B
17C473 GASKET - WIPER CONTROL INDICATOR LENS				
64	S	Cut from foam rubber-. 18" x .41" x 2 1/2"	2	★
17A474 ADAPTOR - ELECTRIC WINDSHIELD WIPER CONTROL CO-ORDINATOR				
60	X		1	★B9AF 17A474-A
		Screw (adaptor to motor base)-No. 8-32 x 5/8"	1	★31077-S8
		Lockwasher-No. 8	1	34802-S7(X59)
		Screw & washer (cable to adaptor)-No. 6-32 x .75"	1	371425-S8(BB554)
17B474 TUBE ASSY. - WIPER PRESSURE FEED				
63	S		1	C3SZ 17B474-A
64	S		1	C4SZ 17B474-A
17A475 SEAL - WIPER PIVOT SHAFT				
62/	B	Leather-improvise	2	★
17B476 TUBE ASSY. - WIPER MOTOR UPPER RETURN				
63	S	Cut from B7Q 2269-A and add (2) pieces 87945-S8 fitting	1	★
63	S	Elbow (connects upper and lower return tubes)- 3/8" tube	1	376682-S (II-171D)
17A479 GEAR ASSY. - ELECTRIC WINDSHIELD WIPER MOTOR INPUT - Also refer to Group 17490				
60	A, X		1	B9MF 17A479-B
60/	A	Used with 2 speed electric motor	1	C5AZ 17A479-B
61/62	S		1	
61/	B, X		1	
63/64	A	Used with single speed Ford motor	1	C3AZ 17A479-A
63/	B, X		1	
17B479 SWITCH and CONTROL ASSY. - ELECTRIC WINDSHIELD WIPER - Refer to Group 17470				
17B483 WINDSHIELD WIPER MOTOR KIT - KICKER and SHUTTLE				
60/62	X		1	C0DZ 17B483-A
Consists of 1-C0DB 17B480-A Kicker 1-C0DB 17B481-A Spring 1-C0DB 17B482-A Shuttle 1-Instruction Sheet				
17A485 ARMATURE - WINDSHIELD WIPER MOTOR				
62	A, B	Used with single speed wiper-use w/C2AZ 17A434-B-supplied only in C2AZ 17C437-A kit	1	★
63/64	A, B, X	Used with single speed Ford motor	1	C3AZ 17A485-C
17491 CONNECTOR - VACUUM PUMP TO INTAKE MANIFOLD TUBE - Improvise from 17543 bulk hose				
17492 SHIELD - CONNECTING ARM WATER				
63/	S	Rubber	2	C3SZ 17492-A
17496 BRACKET - WIPER MOTOR MOUNTING				
- A -				
63/64	A	Used with single speed wiper-3" wide at ctr. hole	1	C3AZ 17496-B
63/64	A	Used with 2 speed wiper-3 3/4" wide at ctr. hole	1	C3AZ 17496-A
- B -				
63/	B	For single speed motor-4 holes in center boss	1	C3OZ 17496-B
		For 2 speed motor-3 holes in center boss	1	C3OZ 17496-A

YEAR	MODEL	DESCRIPTION	QTY.	PART NUMBER
17496 BRACKET - WIPER MOTOR MOUNTING - continued				
- S -				
63	S		1	C3SZ 17496-A
64	S		1	C4SZ 17496-A
- X				
60/62	X	Scoop shape-used with vacuum motor	1	C0DB 17496-C
63	X	Used with single speed or 2 speed electric motor	1	
63	X	Used with single speed wiper	1	C3DZ 17496-B
		Used with 2 speed wiper	1	C3DZ 17496-A
60	A	Bolt (bracket to motor)-1/4"-20 x 1/2"	3	20308-S7(B40)
60	A	Grommet (motor support mounting)	3	★359771-S
60	A	Lockwasher-1/4"	3	351405-S(XX147)
62	B	Screw & washer (bracket to motor)1/4"-20 x 1/2"	3	43260-S8(U1)
63	S	Screw (brkt. to motor)-5/16"-24 x 3/4"	2	20347-S8(B156)
63	S	Lockwasher (brkt. to motor)-5/16"	2	34806-S7(X64)
63	S	Screw (brkt. thru cowl to mtg. plate)-1/4"-20 x 5/8"	2	43263-S8(U3)
63	S	Screw (brkt. & shield thru cowl to mtg. plate)	2	
63	X	Screw (brkt. to auxiliary drive body)	3	
64	S	Screw (brkt. thru cowl to mtg. plate)-1/4"-20 x 3/4"	2	371492-S2
64	S	Screw (brkt. & shield thru cowl to mtg. plate)	2	(BB659)
63	B	Screw (brkt. thru cowl to mtg. plate)	2	
17A499 LEAD ASSY. - WINDSHIELD WIPER MOTOR				
62	A, B	Used with single speed motor	1	C2AZ 17A499-A (ML-257)
17A500 KIT - CAM REPLACEMENT - ELECTRIC WINDSHIELD WIPER				
60/62	X	Used with C0DF 17508-C motor-consists of the following	1	B9MY 17A500-A
		(1) Spring	(2) Retainer	(1) Cam
		(1) 353862-S "C" Washer	(2) 358662-S Spacer	
17A501 SPRING - ELECTRIC WINDSHIELD WIPER CAM RETURN				
60	A	Used with 2 speed Ford motor	1	COMF 17A501-B
61/62	S		1	
61	B, X		1	
17504 MOTOR ASSY. - WINDSHIELD WIPER - Refer to Group 17508				
17508 MOTOR ASSY. - WINDSHIELD WIPER				

The following chart will provide quick identification when the production wiper motor number is known, wiper motors may also be selected by model, year and description beginning on the next page.

IDENTIFICATION	SERVICE PART NUMBER	IDENTIFICATION	SERVICE PART NUMBER
C3SB 17C434-A	C3SZ 17508-A	C2SF 17504-A	C1SZ 17508-B
C4SB 17C434-A	C5SZ 17508-C	C2SF 17504-C	C1SZ 17508-B
C4SB 17C434-B	C5SZ 17508-C	C2SF 17504-D	C1SZ 17508-B
C4SB 17C434-C	C5SZ 17508-C	C2SF 17504-E	C1SZ 17508-B
C4SB 17C434-D	C5SZ 17508-C	C3AF 17504-B	C3AZ 17508-B
C1AB 17504-A	C1AZ 17508-A	C3AF 17504-D	C3AZ 17508-B
C1SF 17504-A	C1SZ 17508-B	C3AF 17504-E	C3AZ 17508-B
C1SF 17504-B	C1SZ 17508-B	C3AF 17504-H	C3AZ 17508-B
C1SB 17504-A	C1SZ 17508-B	C3AF 17504-J	C3AZ 17508-B
C1SB 17504-B	C1SZ 17508-B	C3AF 17504-K	C3AZ 17508-B
C2DF 17504-A	C2DZ 17508-B	C3AF 17504-L	C3AZ 17508-B
C2OB 17504-A	C2AZ 17508-A	C3AF 17504-R	C3AZ 17508-A
C2OB 17504-C	C2AZ 17508-A	C3AF 17504-S	C3AZ 17508-A
C2OF 17504-A	C2OZ 17508-C	C3AF 17504-T	C3AZ 17508-B
C2OF 17504-C	C2OZ 17508-C	C3AF 17504-U	C3AZ 17508-B
C2OF 17504-D	C2OZ 17508-C	C3AF 17504-V	C3AZ 17508-A
C2OF 17504-E	C2OZ 17508-C	C3AF 17504-Y	C3AZ 17508-B
C2OF 17504-F	C2OZ 17508-C	C3DF 17504-A	C3DZ 17508-A

FORD CAR PARTS

SECTION 175

843

17508 MOTOR ASSY. - WINDSHIELD WIPER - continued

IDENTIFICATION	SERVICE PART NUMBER	IDENTIFICATION	SERVICE PART NUMBER
C3DF 17504-C	C3DZ 17508-A	C2AF 17508-L	C2AZ 17508-C
C3DF 17504-E	C3DZ 17508-A	C2AF 17508-N	C2AZ 17508-C
C3DF 17504-G	C3DZ 17508-A	C2AF 17508-S	C2AZ 17508-B
C3DF 17504-H	C3DZ 17508-A		
C3DF 17504-J	C3DZ 17508-A	C2OF 17508-A	C2OZ 17508-C
C3DF 17504-K	C3DZ 17508-A	C2OF 17508-B	C2AZ 17508-A
C3DF 17504-L	C3DZ 17508-A	C2OF 17508-C	C2AZ 17508-A
C3OF 17504-A	C3UZ 17508-C	C2OF 17508-D	C2OZ 17508-C
C3OF 17504-C	C3OZ 17508-A	C2OF 17508-F	C2AZ 17508-A
C3OF 17504-E	C3OZ 17508-A	C2OF 17508-H	C2AZ 17508-A
C3OF 17504-H	C3OZ 17508-A	C2OF 17508-K	C2AZ 17508-A
C3OF 17504-J	C3OZ 17508-A	C2OF 17508-L	C2AZ 17508-A
C3OF 17504-L	C3UZ 17508-C	C2OF 17508-R	C2AZ 17508-A
C4AF 17504-A	C3AZ 17508-A	C3AF 17508-A	C3AZ 17508-A
C4SB 17504-D	C5SZ 17508-C	C3AF 17508-C	C3AZ 17508-A
		C3AF 17508-D	C3AZ 17508-A
C0AB 17508-B	C0AB 17508-B	C3AF 17508-E	C3AZ 17508-A
C0AF 17508-E	C0AF 17508-E	C3AF 17508-F	C3AZ 17508-A
C0DB 17508-C	C0DB 17508-C	C3OF 17508-A	C3UZ 17508-C
C0DF 17508-E	C2DZ 17508-B	C3OF 17508-B	C3UZ 17508-C
		C3OF 17508-D	C3UZ 17508-C
C2AF 17508-C	C2AZ 17508-B	C3UF 17508-A	C3UZ 17508-C
C2AF 17508-D	C2AZ 17508-A		
C2AF 17508-E	C2AZ 17508-B	C4AF 17508-A	C3AZ 17508-A

YEAR	MODEL	DESCRIPTION	QTY.	PART NUMBER
- A -				
60	A	Vacuum-less drive-includes attaching parts	1	C0AB 17508-B
60/61	A	"Before 10/3/60" 2 speed electric-less drive	1	C0AF 17508-E (WM-126)
61	A	"From 10/3/60" 2 speed electric-less drive	1	C2AZ 17508-B (WM-124)
- B -				
61	A	Vacuum - includes attaching parts	1	C1AZ 17508-A
62	A	Single speed electric (Autolite)-less drive	1	C2AZ 17508-A
		"Before 6/15/62" 2 speed electric (Ford)-less drive-with Bowden cable switch	1	C2AZ 17508-B (WM-124)
		"From 6/15/62" 2 speed electric (Ford)-less drive-does not use Bowden cable switch	1	C2AZ 17508-C (WM-125)
63/64	A	Single speed electric(Ford)-less drive	1	C3AZ 17508-A (WM-165)
		2 speed electric (Ford) -less output arm and mounting bracket	1	C3AZ 17508-B (WM-121)
- B -				
62	B	Single speed electric (Autolite)-less drive	1	C2AZ 17508-A
		2 speed electric-less drive	1	C2OZ 17508-C (WM-127)
63/	B	Single speed electric (Ford)-less drive	1	C3UZ 17508-C (WM-122)
63/	B	2 speed electric - less drive	1	C3OZ 17508-A (WM-123)
- S -				
61/62	S	2 speed elect. -less drive-includes attaching parts	1	C1SZ 17508-B (WM-130)
63	S	Hydraulic-less brkt. -inlet at rear, return at side	1	C3SZ 17508-A
64/	S	Hydraulic-less bracket- includes attaching parts	1	C5SZ 17508-C

SECTION 175

FORD CAR PARTS

YEAR	MODEL	DESCRIPTION	QTY.	PART NUMBER
17508 MOTOR ASSY. - WINDSHIELD WIPER - continued				
- X -				
60/62	X	Vacuum-less drive-includes attaching parts	1	CODB 17508-C
60/62	X	2 speed electric - less drive	1	C2DZ 17508-B (WM-128)
63/	X	2 speed electric - less bracket & drive	1	C3DZ 17508-A (WM-120)
63/	X	Single speed electric (Ford)-less drive	1	C3UZ 17508-C (WM-122)
60	A	Screw & washer (motor thru cowl to auxiliary drive body)-1/4"-20 x 5/8"	2	*50880-S7
60	A (8 cyl.)-with electric wipers	Plug (required to plug 5/16" hole on 3 way tee 372298-S)-1/2"-20 x 5/16" tube	1	373084-S8(PP38B)
60/	A,B,S,X	Lockwasher-1/4" external tooth	AR	34940-S7(X88)
60/	A,B,S,X	Nut (electric motor output arm to shaft)-1/4"-28	1	33796-S7(M61)
60/	A	Screw (elect. motor to dash panel)-1/4"-20 x 1"	2	38294-S8(U141)
60/	X	Screw (vacuum mtr. to auxiliary drive body)	2	
61/	A	Bolt (vacuum motor thru cowl to aux. drive body)-1/4"-20 x 3/4"	2	20344-S7(B42)
61/64	S	Screw (electric motor to cowl top inner panel)-No. 14-14 x 1/2"	2	31497-S8(U254)
64	B-with 2 speed wiper	Screw (ground wire to dash panel)	2	
63/64	S	Screw (motor to motor mtg. brkt.)-5/16"-24 x 3/4"	2	20347-S8(B156)
63/64	S	Lockwasher (motor to motor mtg. brkt.)-5/16"	2	34806-S7(X64)
60/	X	Bolt(elect. wiper mtr. to dash panel)-1/4"-20 x 1 3/4"	2	370521-S(BB128)
60/	X	Lockwasher-1/4" spring	2	34805-S8(X62)
17A511 COVER - WIPER GEAR - Also refer to Groups 17470, 17A553, 17A555				
60/61	A	Used with C2AZ 17508-A motor	1	C0AF 17A511-A
62	A	Used with 2 speed electric motor	1	
62/64	A	Used with 2 speed electric motor	1	C2OZ 17A511-A
63/	B, X	Used with single speed motor-includes	1	
63/	A	(1) C6AZ 17471-B gasket	1	C3AZ 17A511-C
60/61	X		1	COMF 17A511-C
61/62	S		1	
62/	X, B	Used with 2 speed electric motor-for 1963 Fairlane, shim AR w/C2OZ 17471-A	1	C2OZ 17A511-A
60/61	A, X	Screw (switch & cover to motor)-No. 8-18 x 3/8"	5	*52600-S8B
60/61	A	Nut-(retainer to cover)-No. 6-32	1	372914-S2(MM173)
17B511 RESISTOR and TERMINAL ASSY. - WIPER MOTOR				
61	S	Used in C1SZ 17508-B motor	1	C1SZ 17B511-A
17512 NUT - WINDSHIELD WIPER CONTROL - Also refer to Group 019A10				
62	A (except 76B)	Chrome face-also used for R. H. air control & top control	AR	C2AB 17512-A
63	A	For windshield wiper control	1	C2AB 17512-A
	A(P/I)-with interior lamps		1	C1TF 17512-A
64	A	For windshield wiper control	1	C4AZ 17512-A
	A (54B, 62B)	Used on units w/lamp on instrument panel	1	C3OZ 17512-A
62/	B	Also used for R. H. air control on 8 cyl. with automatic choke	1 or 2	C3OZ 17512-A
61/63	S		1	C1SZ 17512-A
60/63	X		1	B7A 17512-B
64/	X		1	C4DZ 17512-A
63/64	A	Flatwasher (prevents nut from scratching bezel)-11/16"	1	376529-S (XX221D)
17513 KNOB ASSY. - Also refer to Groups 15674, 18513, 18519				
- A -				
60/61	A	Black w/chrome ctr.-knurled-w/s wiper control	1	C0AF 17513-A
	A(76)	Top control	1	
	A	Vacuum door lock control	1	
	A	Recirculating heater	1	

FORD CAR PARTS

SECTION 175

845

YEAR	MODEL	DESCRIPTION	QTY.	PART NUMBER
17513 KNOB ASSY. - continued - Also refer to Groups 15674,18513,18519				
- A -				
62	A(except 65B, 76B) A(76A)	Black w/chrome ctr. -knurled-w/s or R. H. air control Top control-for model 76B refer to Group 15674	1or2 1	C0AF 17513-A
63	A A(except moveable steering column) A(with moveable steering column)	Chrome w/black ctr. -1.18" dia. -short shank-w/s wiper control Chrome w/black ctr. -1.18" dia. -long shank - R. H. - air control Chrome w/black ctr. -1.01" dia. -short shank-R. H. -air control	1 1 1	C3AZ 17513-A C3AZ 17513-B C3AZ 17513-C
64	A	Wiper control Air control-except moveable column Air control-w/moveable column	1 1 1	C4AZ 17513-A C4AZ 17513-B C4AZ 17513-C
- B -				
62	B B(Deluxe) B(except Deluxe)	Black w/chrome ctr. -knurled-R. H. air control White w/chrome ctr. -knurled-w/s wiper or R. H. air control White w/white ctr. -knurled-w/s wiper or R. H. air control	1 1or2 1or2	C0AF 17513-A C2OB 17513-A C0DF 17513-A
63/64	B	Black w/chrome ctr. -knurled-w/s wiper or R. H. air control	1or2	C0AF 17513-A
- S -				
60	S	White w/chrome ctr. -knurled-w/s wiper control	1	B9A 17513-A
61/63	S	Chrome w/chrome ctr. -knurled-w/s wiper control or L. H. air vent control	1or2	C1SF 17513-B
64/	S	"From 10/28/63" "From 10/28/63"	2 2	C4SZ 17513-C C4SZ 17513-C
- X -				
60/61	X	White w/white ctr. -knurled-w/s wiper control or heater control	1or2	C0DF 17513-A
62	X(except Futura) X(Futura)	White w/white ctr. -w/s wiper or heater control White w/chrome ctr. -knurled-w/s wiper or heater control	1or2 1	C0DF 17513-A C2OB 17513-A
63	X(except 62C, 63, 76) X(62C, 63, 76)	White w/white ctr. wiper or R. H. air control White w/chrome ctr. -w/s wiper or R. H. air control	1or2 1or2	C0DF 17513-A C2OB 17513-A
64	X(54A, 54D, 59, 62A, 62D, 71A-B, 78) X(66-except with ornamentation package) X(54B, 62B, 62C, 63, 71C, 76) X(66-with ornamentation pkg.) X	Black w/black ctr. -knurled-wiper control - Black w/chrome ctr. -knurled-wiper control - Black w/black ctr. -knurled-marked "A" - Air control	1 1 1 1	C4DZ 17513-D C4DZ 17513-E C4DZ 17513-C
60/61/60	A, B, X S S	Screw (knob to control)-No. 8-32 x .19" set Screw (knob to control)-No. 8-32 headless set	1or2 1or2 1	375504 -S8(UU28A) 358812-S2(UU21)
17514-5 SPACER - WINDSHIELD WIPER MOUNTING - OUTER				
- A -				
60/61	A	"Before 11/16/60"	2	C0AB 17514-A
61/62	A	"From 11/16/60"	2	C1AB 17514-A
- B -				
62	B	R. H. & L. H.	2	C2OB 17514-A
63/	B(54, 62, 71)	R. H. & L. H. -9/16" thick	2	C3OZ 17514-A
63/	B(65)	R. H. & L. H. -3/8" thick	2	C3OZ 17514-B
- S -				
61/63	S	R. H. L. H.	1 1	C1SB 17514-A C1SB 17515-A
64/	S	R. H. -marked C4SB 17514-CW, E L. H. -marked C4SB 17515-CW, E	1 1	C4SZ 17514-B C4SZ 17515-B
- X -				
60/	X	R. H. L. H.	1 1	C0DB 17514-B C0DB 17515-B
64	S	Nut (R. H. & L. H. spacer & adapter to arm & pivot shaft)-3/4"-20	2	370695-S37 (MM213D)

YEAR	MODEL	DESCRIPTION	QTY.	PART NUMBER			
17B517 PLATE ASSY. - WINDSHIELD WIPER MOTOR MOUNTING							
63/	B	Used w/single speed or two speed motor	1	C3OZ 17B517-A			
		Screw & washer (plate to dash panel)-1/4"-20 x 5/8"	AR	43263-S8(U3)			
17B518 PLATE - WINDSHIELD WIPER MOTOR MOUNTING							
63/64	A	Used with single speed & 2 speed motors	1	C3AZ 17B518-A			
63/	S	Tapping	2	C3SZ 17B518-A			
63/64	A	Screw (plate to mtg. brkt.)-1/4"-20 x 5/8"	4	43263-S8(U3)			
63	S	Screw (plate to cowl top)	2				
64/	S	Screw (plate to cowl top)-1/4"-20 x 3/4"	2	371492-S2(BB569)			
17522 VALVE ASSY. - WINDSHIELD WIPER MOTOR VACUUM CHECK							
60/	X		1	C0DB 17522-A			
17524 ADAPTOR - WIPER ARM PIVOT SHAFT							
64/	S		2	C4SZ 17524-A			
17526-7 ARM ASSY. - WINDSHIELD WIPER							
- A -							
		OVERALL LENGTH	QTY.	RIGHT HAND	QTY.	LEFT HAND	
60/61	A	"Before 11/16/60"	Adjustable 10.38" to 14.87" long-dull finish	1	C0AZ 17526-A	1	C0AZ 17526-A
61/64	A	"From 11/16/60"	Used with 43/64" I. D. pivot shaft	1	C2AZ 17526-A	1	C2AZ 17527-A
- B -							
62/	B		13 1/2"	1	C2OZ 17526-A	1	C2OZ 17526-A
- S -							
60	S		11.79"	1	B7A 17526-A	1	B7A 17527-A
60	S		Adjustable 10.97" to 14.84" long-dull finish	1	B2AZ 17526-A	1	B2AZ 17526-A
61/63	S		16 1/2"	1	C3SZ 17526-A	1	C3SZ 17527-A
64/	S		15 1/4"	1	C4SZ 17526-B	1	C4SZ 17527-B
61/	S		Adjustable 12.10" to 16.72"	1	C1SZ 17526-A	1	C1SZ 17526-A
- X -							
60/	X		Adjustable 10.38 to 14.87" long-dull finish	1	C0AZ 17526-A	1	C0AZ 17526-A
17A526 COVER - WINDSHIELD WIPER SWITCH WIRING							
60/62	A, X	Used with 2 speed wiper motor	1	★COMF 17A526-A			
61/62	B, S	Used with 2 speed wiper motor	1				
62	B	Used with single speed motor	1	★C2AZ 17A526-A			
60/62	A, B, S, X	Screw & washer (cover to switch)-No. 8-32x3/8"	1	50507-S8(U151)			
17528 BLADE - WINDSHIELD WIPER							
- A -							
			BLADE ONLY		BLADE ASSY.		
60/61	A	13.00" long -(Trico)	△C3TZ 17593-A	2	◇C3TZ 17528-A		
60/61	A	"Before 11/15/60"	11.82 long-dull finish	Not available	2	A8TZ 17528-A	
60/61	A	12.88" long-(Trico)	C3TZ 17593-A	2	B8SZ 17528-B		
60/64	A	15.00" long-(Trico)	C3AZ 17593-C	2	†★C3AZ 17528-E		
61	A	13.00" long-(Anco)	C1AZ 17593-A	2	●★C1AZ 17528-A		
60/64	A	15.00" long-(Trico)	Not available	2	C3AZ 17528-J		
63/64	A	15.00" long-(Anco)	C3AZ 17593-B	2	†★C3AZ 17528-D		
- B -							
63/	B(2-speed wipers)	16.00" long-(Anco)	C3OZ 17593-D	2	C3OZ 17528-H		
62/	B-with single speed wipers	15.00" long-(Trico)	C3AZ 17593-C	2	†★C3AZ 17528-E		
62/	B	15.00" long-(Trico)	Not available	2	C3AZ 17528-J		
62/	B	16.00" long-(Trico)	C6AZ 17593-B	2	C3OZ 17528-G		
- S -							
60	S	12.88" long-(Trico)	C3TZ 17593-A	2	B8SZ 17528-B		
61/62	S	16.00" long-(Trico)	C6AZ 17593-B	2	C3OZ 17528-L		
63/	S	18.00" long-(Anco)	C4SZ 17593-A	2	●★C4SZ 17528-A		
63/	S	18.00" long-(Trico)	C8UZ 17593-A	2	C1VB 17528-C		
		Bright finish					
63/	S	18.00" long(Trico)-dull finish	C8UZ 17593-A	2	C1VZ 17528-B		
- X -							
60/	X	15.00" long-(Trico)	C3AZ 17593-C	2	†★C3AZ 17528-E		
60/	X(single speed wipers)	15.00" long-(Trico)	Not available	2	C3AZ 17528-J		

△ For use on Replacement Blade Assy.

◇ Replace in pairs

† For service use C3AZ 17528-J

● For service use B8SZ 17528-B

● For service use C1VZ 17528-B

FORD CAR PARTS

SECTION 175

847

YEAR	MODEL	DESCRIPTION	QTY.	PART NUMBER
17530 BEZEL - OUTSIDE MIRROR CONTROL				
64/	S		1	C4SZ 17530-A
17531 CLIP - WINDSHIELD WIPER ADAPTER AND CONNECTING ARM				
60/64	A, B, X	"U" shape-overall height .60"	2	C3SZ 17531-A
61/	S		2	
17536 TUBE - VACUUM TO WINDSHIELD WIPER MOTOR HOSE				
60	A (8 cyl. 292), S (352 engine)-with Ford carb.	32.82" long-cut from 8C 2269-A tubing	1	★
60/61	A (8 cyl. 292) S (352 engine)-with Ford carb.	32.85" long-cut from 8C 2269-A tubing	1	★
61	A (8 cyl. 390)-with Ford carb.	36.00" long-cut from 8C 2269-A tubing	1	★
60/61	A (8 cyl. 352, 390)-with Holley carb.	34.63" long-cut from 8C 2269-A tubing	1	★
60	S (8 cyl. 430)	6.23" long-1/4" tubing-cut from 91A 2269	1	★
60	S (430 engine)	Elbow (tube to intake manifold)-90° angle	1	353281-S(II-154)
60	S (430 engine)	Nut-7/16"-24 (1/4" inverted flared)	1	87943-S8(I-21)
17540 ARM ASSY. - WINDSHIELD WIPER MOUNTING				
62	B		1	C2OZ 17540-B
62	B	Flatwasher-1/4"	1	44719-S8(X17)
62	B	Washer-3/8" spring	1	374669-S2(KX368A)
17541 WASHER - WINDSHIELD WIPER ARM TO PIVOT SHAFT				
60/	X	Leather	2	C0DB 17541-A
17543 HOSE - WINDSHIELD WIPER BULK				
		1/8" I. D. x 50 ft. long	AR	A9A 17543-A
		3/16" I. D. x 50 ft. long	AR	A9A 17543-B
		5/16" I. D. x 25 ft. long	AR	B9A 17543-A
		5/64" I. D. x 25 ft. long	AR	C1SZ 17543-A
		5/32" I. D. x 15 ft. long	AR	C8AZ 17543-A
		7/32" I. D. x 15 ft. long	AR	C8AZ 17543-B
		3/32" I. D. x 15 ft. long	AR	C8AZ 17543-C
		Grommet (w/shield washer hose L.H. to dash panel)	2	353789-S(KK6)
		Grommet (windshield wiper hose thru dash panel)	1	373114-S(KK41)
		Tee (transmission line and windshield wiper tube to intake manifold)-3 way	1	375518-S(II-167A)
17B545 ARM ASSY. - WINDSHIELD WIPER DRIVE - Refer to Group 17A436				
17A549 SCREW ASSY. - WIPER MOTOR SHAFT STOP				
63/	A	With Ford 2 speed motor	1	COMF 17A549-A
63/	B, X		1	
63/	A	With Ford single speed motor	1	C3AZ 17A549-A
63/	B, X	With Ford single speed motor	1	
17B549 LEVER - WIPER PARK SWITCH				
63/64	A	Used with single speed Ford motor	1	C3AZ 17B549-A
63/	B, X		1	
17A553 SWITCH ASSY. - ELECTRIC WINDSHIELD WIPER and WASHER - Also refer to Group 17470				
- A -				
62	A-with single speed wipers	5 terminals-marked C2AB 17A553-B	1	C2AZ 17A553-A
	A-with 2 speed wipers "From 6/15/62"	7 terminals-marked C2AB 17A553-C or D - for units built before 6/15/62 refer to Group 17B479	1	C2AZ 17A553-B
63	A-with single speed wipers (except w/s washers)	4 terminals-marked C3AB 17A553-A-not supplied-use C3AZ 17A553-A	1	★C3AB 17A553-A
	A-w/single speed wipers & w/s washers	6 terminals-marked C3MB 17A553-A-used with or without w/s washers	1	C3AZ 17A553-A
	A-with 2 speed wipers	7 terminals-marked C3AB 17A553-B or C	1	C3AZ 17A553-B
64	A(single speed wiper)	5 terminals-marked C4AB 17A553-A-use C4AZ 17A553-A	1	★C4AB 17A553-A
		5 terminals-marked C4AB 17A553-B-use C4AZ 17A553-A	1	★C4AB 17A553-B
		Use C4AZ 17A553-A	1	★C4AB 17A553-C
		7 terminals-includes terminals for w/s washer- marked C4MB 17A553-A-use w/C4AZ 17B587-D	1	C4AZ 17A553-A
	A(2-speed wipers)	7 terminals -marked C4MB 17A553-B	1	C4AZ 17A553-B

YEAR	MODEL	DESCRIPTION	QTY.	PART NUMBER
17A553 SWITCH ASSY. - ELECTRIC WINDSHIELD WIPER and WASHER - continued- Also refer to Group 17470				
- B -				
62	B-with single speed wipers	3 terminals-marked C2YB 17A555-A	1	C2OZ 17A555-A
	B-with 2 speed wipers	6 terminals-marked C2OB 17A553-A or B	1	C2OZ 17A553-A
63	B-with single speed wipers	4 terminals-marked C3OB 17A555-A	1	C3OZ 17A555-A
	B-with 2 speed wipers	6 terminals-marked C2OB 17A553-A or B	1	C2OZ 17A553-A
64/	B-with single speed wipers	5 terminals-marked C3OB 17A553-A	1	C4OZ 17A553-B
	B-with 2 speed wipers	6 terminals-marked C4OB 17A553-A	1	C4OZ 17A553-A
- X -				
63	X-with single speed wipers (except w/s washers)	4 terminals-marked C3AB 17A553-A-not supplied-use C3AZ 17A553-A	1	*C3AB 17A553-A
	X-with single speed wipers & w/s washers	6 terminals-marked C3MB 17A553-A-used with or without w/s washers	1	C3AZ 17A553-A
	X-with 2 speed wipers	7 terminals -marked C3AB 17A553-B or C	1	C3AZ 17A553-B
64/	X-with single speed wipers	5 terminals-marked C3AB 17A553-D	1	C4DZ 17A553-B
	X-with 2 speed wipers	6 terminals-marked C4DB 17A553-A	1	C4DZ 17A553-A
17554-5 HOUSING ASSY. - WINDSHIELD WIPER PIVOT SHAFT				
60	S	R. H.-includes B8S 17514-A spacer	1	B8S 17554-A
		L. H.-includes B8S 17514-A spacer	1	B8S 17555-A
17A555 SWITCH ASSY. - ELECTRIC WINDSHIELD WIPER CONTROL - Refer to Group 17A553				
17A556 GEAR and STOP ASSY. - ELECTRIC WINDSHIELD WIPER OUTPUT				
60/64	A	Used with 2 speed Ford motor	1	B9MF 17A556-A
61/64	B		1	
61/62	S		1	
60/	X		1	
17B563 PIN - WINDSHIELD WIPER MOTOR				
63/	A, B, X	Used with single speed Ford wiper	1	C3AZ 17B563-A
17B564 PIN - WIPER MOTOR CONTACT OPERATING				
63/	A, B, X	Used with single speed wiper	1	C3AZ 17B564-A
17566-7 ARM and PIVOT SHAFT ASSY. - WINDSHIELD WIPER MOUNTING				
- A -				
60/61	A	"Before 11/16/60" R. H. -less spacer-used with 1/2"O. D. knurled driver	1	C0AB 17566-B
		"Before 11/16/60" L. H. -less spacer-used with 1/2"O. D. knurled driver	1	C0AB 17567-B
61	A	"From 11/16/60" R. H. -less spacer-used with 9/16"O. D. knurled driver	1	C1AB 17566-A
		"From 11/16/60" L. H. -less spacer-used with 9/16"O. D. knurled driver	1	C1AB 17567-A
62	A	R. H. -less spacer-used with single speed motor	1	C2AZ 17566-A
		R. H. -less spacer-used with 2 speed motor	1	C2AZ 17566-B
		L. H. -less spacer-used with single speed or 2 speed motor	1	C2AZ 17567-A
63/64	A	R. H.	1	C3AZ 17566-B
		L. H.	1	C3AZ 17567-B
- B -				
62	B	R. H. -less spacer	1	C2OZ 17566-A
		L. H. -less spacer	1	C2OZ 17567-A
63	B	R. H. -less spacer	1	C3OZ 17566-A
		L. H. -less spacer	1	C3OZ 17567-A
64/	B	R. H. -less spacer	1	C4OZ 17566-A
		L. H. -less spacer	1	C4OZ 17567-A
- S -				
61/62	S	R. H. -less spacer	1	C1SB 17566-C
		L. H. -less spacer	1	C1SB 17567-C
63	S	R. H. -less spacer	1	C3SZ 17566-A
		L. H. -less spacer	1	C3SZ 17567-A
64/	S	R. H. -less spacer	1	C4SZ 17566-A
		L. H. -less spacer	1	C4SZ 17567-B

FORD CAR PARTS

SECTION 175

849

YEAR	MODEL	DESCRIPTION	QTY.	PART NUMBER
17566-7 ARM and PIVOT SHAFT ASSY. - WINDSHIELD WIPER MOUNTING - continued				
- X -				
60/62	X	R. H. -less spacer	1	C0DB 17566-D
		L. H. -less spacer	1	C0DB 17567-D
63/	X	R. H. -less spacer	1	C3DZ 17566-B
		L. H. -less spacer	1	C3DZ 17567-A
60/61	A	Nut (arm & pivot shaft to cowl)-5/8"-24	2	356094-S13
60/	X		2	(MM182)
60/	A, X	Flatwasher (arm & pivot shaft to motor)-1/4"	1or2	44719-S8(X17)
61/63	S		2	
63/	B, X	Flatwasher(R. H. arm & pivot to L.H.arm pivot)	1	
63	A	Flatwasher (R. H. & L. H. arm & pivot shaft to cowl top)-3/4"	2	★353499-S100
63/	S	Flatwasher (arm & pivot shaft to cowl)	2	
63	S	Flatwasher (arm & pivot shaft to mtg. spacer)	2	
63/	A	Spring washer (R. H. & L. H. arm & pivot shaft to motor)	1	356600-S(XX361)
63/64	A	Screw (R. H. & L. H. arm & pivot shaft to cowl)-1/4"-20 x 1/2"	6	43260-S7(U1)
63/	B, X	Spring washer (R. H. arm & pivot to L. H. arm & pivot)-3/8"	1	374669-S2 (XX368A)
63/	X	Spring washer (arm & pivot shaft to motor)	1	
60/	S	Nut (arm & pivot shaft to cowl top)-3/4"-20-round	2	370695-S37
61/63	A		2	(MM213D)
62/	B	Nut (arm & pivot shaft to cowl top)	2	
63	S	Nut (arm & pivot shaft to mtg. spacer)-3/4"-20	2	370695-S37 (MM213D)
63	S	Spring washer (arm & pivot shaft to motor)-3/8"	2	356482-S2(XX370)
61/	S	Screw & washer (arm & pivot shaft to cowl top)-1/4"-20 x 1/2"	4	★42817-S8
17566 BRUSH and TERMINAL ASSY. - WIPER MOTOR				
63/64	A, B, X	Slip-on terminal-used with single speed Ford motor	1	C3AZ 17B566-A
63/	A, B, X	Grounded-eyelet terminal-used with single speed Ford motor	1	C3AZ 17B566-B
17579 BODY ASSY. - WINDSHIELD WIPER AUXILIARY DRIVE				
60/61	A	"Before 10/3/60"	1	C0AB 17579-C
61/62	A	"From 10/3/60"	1	C1AF 17579-A
60/62	X		1	C0DB 17579-B
63/	X		1	C3DZ 17579-A
60/62	A	Screw & washer (body to cowl top or dash panel)-1/4"-20 x 5/8"	2	43263-S8(U3)
60/	X	Screw (body to motor mounting bracket)	3	
17580 HOSE - WINDSHIELD WASHER - Cut as required from 17543 Bulk Hose				
60	S	Grommet (attach to dash panel for windshield washer hose)	1or2	353789-S(KK6)
60	S	Connector tee (control hose to vacuum source)	1	353376-A3S(II-103)
60/	X	Screw (attaches clip 359548-S100 and hose to front fender to apron brace to dash)-No. 8-15 x 1/2"	1	52726-S13(U381)
60/	X	Clip	1	359548-S100 (GG144)
17583 PLATE & SWITCH ASSY. - ELECTRIC WINDSHIELD WIPER MOTOR				
62	A, B	Used with single speed Autolite motor	1	C2AZ 17B583-A
63/64	A	Used with single speed Ford motor	1	C3AZ 17B583-A
63/	B, X		1	
17584 CUP and MAGNET ASSY. - WIPER MOTOR				
63/64	A	Used with single speed Ford motor	1	C3AZ 17B584-C
63/	B, X		1	

YEAR	MODEL	DESCRIPTION	QTY.	PART NUMBER	
17B586 WIRING and SWITCH ASSY. - WINDSHIELD WIPER CO-ORDINATOR - Use 17664 Assembly					
17B587 WIRING ASSY. - ELECTRIC WINDSHIELD WIPER SWITCH TO MOTOR					
62	A-with A/C	7.00" long-2 leads-marked C2AB 17B587-B- Improvise from B6A 14296-C wire	1	★	
63	A-with single speed wiper	Marked C3AB 17B587-C-use w/C3AZ 17A622-B	1	C3AZ 17B587-C	
	A-with 2 speed wiper	Marked C3MB 17B587-D	1	C3AZ 17B587-D	
64	A-with single speed wipers	Used w/C4AZ 17A553-A switch-has "J" shaped conn. sleeve at one end-tape unused leads on units without washer-marked C4MB 17B587-B	1	C4AZ 17B587-D	
	A-with 2 speed wipers	Use w/C4AZ 17A553-B switch-marked C4MB 17B587-A	1	C4AZ 17B587-C	
62/63	B	"Before 2/1/63"	Used with 2 speed wiper-marked C3OB 17B587-A	1	C3OZ 17B587-A
63	B	"From 2/1/63"	Used with 2 speed wiper-marked C3OB 17B587-B	1	C3OZ 17B587-B
17B588 SPACER - WIPER PIVOT SHAFT INNER					
63/	B(65)	Wedge shape-.78" I.D. x 2" O.D.	2	C3OZ 17B588-A	
17593 BLADE - WINDSHIELD WIPER - LESS FRAME- Refer to Group 17528					
17B593 TUBE ASSY. - WIPER MOTOR RETURN					
63	S	48.30" long-cut from B7Q 2269-A and add (1) piece 87945-S8 fitting	1	★	
63	S	Clip (holds return tube & feed tube together)	2	★370098-S	
17B599 SPRING - ELECTRIC WINDSHIELD WIPER MOTOR BRUSH					
63/64	A, B, X	Used with single speed Ford motor	2	C3AZ 17B599-A	
17A601 TEE - WINDSHIELD WASHER HOSE					
60	A(6 cyl.)-except A/C	Nylon	1	C0AB 17A601-B	
60	A (8 cyl.)-with vacuum windshield wipers except alternator		1		
60	A (8 cyl.)-with electric windshield wipers & A/C except alternator	Nylon	1	C0MB 17A601-B	
60/	A		1	C0AZ 17A601-A	
60/	B, X	Nylon	1	C0AB 17A601-A	
60/	S		1		
17603 JET & BRACKET ASSY. - WINDSHIELD WASHER NOZZLE - Also refer to Group 17666					
- A -					
60/62	A		2	C0AZ 17603-A	
63/64	A		2	C3AZ 17603-B	
- B -					
62/64	B		2	C2OB 17603-A	
- S -					
61/63	S	Includes nozzle & adapter	2	C1SB 17603-B	
64	S	Bracket with tip	2	C4SZ 17603-B	
- X -					
60/63	X		2	C0DB 17603-A	
64	X		2	C4DZ 17603-A	
60/61	A	Screw (jet to cowl top)-No. 6-18 x 1/2"	2	32921-S8 (U334)	
63/	B	Screw (jet & brkt. to cowl top)-No. 10-16 x 3/8"	2	★52787-S13	
61/63	S	Screw (jet to cowl top)-No. 10-12 x 5/8"	1	375250-S7(UU97A)	
60/61	X	Screw (jet to cowl top)-No. 8-15 x 3/8"	2	★52600-S8B	
60/61	X	Lockwasher-No. 8	2	34938-S8(X85)	
63/	X	Screw (jet & brkt. to cowl top)-No. 8-18 x 3/8"	2	376378-S101(UU97)	
17A603 KIT - WINDSHIELD WASHER					
60/	A, B, X	Foot-operated	1	C1RZ 17A603-A	
Consists of					
1-C0AB 17A601-A	Tee	1-C2RZ 17632-A	Cover	4-42127-S8	Screw
1-C1RB 17A605-A	Hose	1-C1RB 17A635-A	Pin	2-376772-S	Flat washer
1-C1RB 17A605-B	Hose	1-B9BA 17651-A	Bracket	2-376773-S	Retainer washer
2-C1RB 17A605-C	Hose	1-C1RZ 17664-A	Pump	1-Instruction Sheet	
1-C1RZ 17618-A	Reservoir	2-C1RB 17665-A	Nozzle		
1-C1RB 17A615-A	Screen				

★ Also supplied in (17A603) washer kit

FORD CAR PARTS

SECTION 176

851

YEAR	MODEL	DESCRIPTION	QTY.	PART NUMBER
17A603 KIT - WINDSHIELD WASHER - continued				
63	X	Electric-operated-used with single speed wiper (electric 2 speed wiper-no longer supplied)	1 1	★C3DZ 17A603-A ★C3DZ 17A603-B
Consists of				
	1-C0AB 17A601-A	Tee	1-C3DB 17A605-C	Hose
	2-C0DB 17603-A	Jet & brkt.	1-C2OB 17610-B	Reservoir
	1-C2OB 17A605-D	Hose	1-B9BA 17651-A	Bracket
	1-C3DB 17A605-A	Hose	1-C3OZ 17664-A	Pump
	1-C3DB 17A605-B	Hose		
			2-358735-S8	Screw
			1-376163-S	Grommet
			1-376914-S	Strap"from 12/7/62"
			1-376931-S	Clip
			1-Instruction Sheet-No. 809	
17A605 HOSE - WINDSHIELD WASHER - Cut as required from 17543 bulk hose				
60	A	Grommet (hose thru dash panel)	1	373114-S(KK41)
62/	B	Grommet (hose thru dash panel)-improvise	1	★376163-S
63/	X	-with electric w/s washer	1	
62/63	B	Clip (hose to cowl)	1	375859-S(GG220)
64	B	Clip (hose to cowl)-improvise	1	★376931-S
63	B	Clip (hose to frt. susp. hsg.)	1	★376190-S
63	B	Screw (hose to frt. susp. hsg.)	1	40936-S8(U265)
63/	X	-with electric w/s washer	1	★376931-S
17606 CO-ORDINATOR - WINDSHIELD WASHER CONTROL				
60	S		1	B8S 17606-A
17A607 ADAPTOR - WINDSHIELD WASHER CONTROL CABLE				
60	A	(8 cyl.)-with A/C	1	★C0AB 17A607-A
60	A	(8 cyl.)-with alternator	1	
60/62	X		1	
60	A	Screw & washer (adaptor to motor)-No. 6-32 x 3/4"	1	371425-S8(BB554)
17A611 CABLE ASSY. - WINDSHIELD WASHER CONTROL				
60/62	X		1	C0DZ 17A611-A
60/62	X	"Before 2/16/62"	1	371425-S8(BB554)
62	X	"From 2/16/62"	1	371755-S7 (BB541E)
17A612 CONNECTOR - WINDSHIELD WASHER HOSE REDUCER				
60	A	(8 cyl.)-except alternator	1	COMB 17A612-A
60	A	(6 cyl.)-except A/C	1	
61/63	S	Used with heater vacuum hose	2	
17A614 VALVE ASSY. - WINDSHIELD WASHER CONTROL				
60	A		1	C0AF 17A614-A
60	A	Screw (valve to wiper control)-No.6-32 x 9/16"	2	★31088-S8
17615 TEE ASSY. - WINDSHIELD WASHER OR RESERVOIR JAR TO HOSES				
60	A	(6 cyl.)-with A/C	1	BF 17615-A
60	A	(8 cyl.)-with alternator	1	
60/62	X		1	
17618 RESERVOIR - WINDSHIELD WASHER				
60	A	(6 cyl.)-except A/C	1	COAB 17618-B
60	A	(8 cyl.)-except alternator	1	
60	S		1	
60	A	(6 cyl.)-with A/C	1	C1RZ 17618-A
60	A	(8 cyl.)-with alternator	1	
60/	A, B, X		1	
61/	A	Integral hinge type cover	1	C1AZ 17618-D
61/63	S		1	
62/	B	Used with B8S 17632-A	1	C1VB 17618-A
63/64	X	"Before 3/9/64"	1	
64/	S	Integral hinge type cover	1	C1AZ 17618-E
64/	X	"From 3/9/64"	1	

YEAR	MODEL	DESCRIPTION	QTY.	PART NUMBER
17A622 WIRING ASSY. - WINDSHIELD WASHER SWITCH TO MOTOR				
61/63	A	Used w/2 speed motor-52.00" long-improvise from B6A 14296-C wire	1	★
63	A	Used with single speed motor	1	
63	A	Used w/single speed motor-use w/C3AZ 17B587-C	1	C3AZ 17A622-B
64	A-with single speed wiper	Serviced in assembly refer to Group 17A603	1	★
62	B	Used with 2 speed wiper motor	1	C2OZ 17A622-A
61/	A	Clip (wiring to dash panel)	1	372866-S10(GG89)
62	A	"Before 6/15/62" Clip (wiring to dash panel)	1	375859-S(GG220)
17A625 SWITCH - WINDSHIELD WASHER CONTROL - Also refer to Group 17470				
61	A, S	"Before 3/24/61"	1	C1AF 17A625-A
64/	S		1	C4SZ 17A625-A
61	A, S	Screw (switch to control)-No. 6-32 x 9/16"	2	★31068-S8
64/	S	Clip (switch to control)	1	378366-S2 (GG232E)
17632 COVER - WINDSHIELD WASHER RESERVOIR				
60	A	Contains hole to insert hose into reservoir	1	BM 17632-A
60/62	X		1	
60/	S	Used with reservoirs that contain spout at bottom	1	B8S 17632-A
60/	A, B		1	
63/	X		1	
60/	A, B, X	Used w/C1RZ 17A603-A	1	C2RZ 17632-A
17A638 KIT - WASHER NOZZLE REPAIR				
60/	A, B, X	Used w/C1RZ 17A603-A	1	C1RZ 17A638-A
Consists of				
	2-C1RB 17A635-A	Pin	2-376772-S	Washer
	2-C1RB 17A665-A	Nozzle assy.	2-376773-S	Washer
17A639 SPRING - WASHER CONTROL ARM RETURN				
64/	S		1	C4SZ 17A639-A
64	S	Ring retainer (spring to control)	1	97409-S8(Q5A)
17651 BRACKET - WINDSHIELD WASHER RESERVOIR MOUNTING				
- A -				
61/63	A		1	C1AB 17651-A
64	A		1	C4AZ 17651-A
- B -				
62/	B		1	C1AB 17651-A
- S -				
60	S	Improvise	1	★
61/63	S		1	C1AB 17651-A
64/	S		1	C1VB 17651-A
- X -				
63/	X		1	C1AB 17651-A
61/	A, S	Screw (bracket to fender apron)-No.10-12 x 1/2"	2	42127-S8(U248C)
63/	B, X	Screw (bracket to fender apron)-No.10-12 x 5/8"	2	42134-S8(U249)
17664 CONTROL ASSY. - WINDSHIELD WASHER				
- A -				
60	A(6 cyl.)-with A/C		1	B8A 17664-A
60	A(8 cyl.)-with alternator		1	
60	A(6 cyl.)-except A/C		1	COAE 17664-B
60	A(8 cyl.)-except alternator	Attached to generator-	1	COAE 17664-A
60/	A	Used w/C1RZ 17A603-A	1	C1RZ 17664-A
61/	A		1	C1AZ 17664-C

8 Also supplied in (17A603) washer kit

FORD CAR PARTS

SECTION 176

853

YEAR	MODEL	DESCRIPTION	QTY.	PART NUMBER
17664 CONTROL ASSY. - WINDSHIELD WASHER - continued				
- B -				
62	B - with single speed motor B - with 2 speed motor		1 1	C2OZ 17664-B C2OZ 17664-A
62/	B	Used with C1RZ 17A603-A	1	C1RZ 17664-A
63	B - with single speed motor B - with 2 speed motor "Before 2/1/63" B - with 2 speed motor "From 2/1/63"	W/4 single connectors W/4 multiple connectors & 2 single connectors W/2 multiple connectors & 2 single connectors	1 1 1	C3OZ 17664-A C2OZ 17664-A C3OZ 17664-B
64/	B - with single speed motor "Before 7/1/64" "From 7/1/64"	Wires at top-4 single connectors Wires at side-4 single connectors	1 1	C4OZ 17664-A C4DZ 17664-A
64/	B - with 2 speed motor "Before 1/14/64" "From 1/14/64"	Wires at top-2 multiple connectors Wires at side-2 multiple connectors	1 1	C4GY 17664-A C4DZ 17664-B
- S -				
60	S(352, 430)	Attached to generator	1	C0AE 17664-A
61/62	S "Before 5/1/62"		1	C1AZ 17664-C
62/	S "From 5/1/62"		1	C2SZ 17664-A
- X -				
60/62	X		1	B8A 17664-A
63	X - with single speed motor X - with 2 speed motor "Before 2/1/63" X - with 2 speed motor "From 2/1/63"		1 1 1	C3OZ 17664-A C2OZ 17664-A C3OZ 17664-B
60/	X	Used with C1RZ 17A603-A	1	C1RZ 17664-A
64/	X - with single speed motor "Before 7/1/64" "From 7/1/64"	Wires at top-4 single connectors Wires at side-4 single connectors	1 1	C4OZ 17664-A C4DZ 17664-A
64/	X - with 2 speed motor "Before 3/20/64" "From 3/20/64"	Wires at top-2 multiple connectors Wires at side-2 multiple connectors	1 1	C4GY 17664-A C4DZ 17664-B
60	A	Lockwasher-5/8" (pump to dash)	2	34811-S2(X71)
60	A	Nut (pump to dash panel)-5/8"-18 castle	1	359553-S8(MM71)
60	A (6 cyl.)	Screw & washer (pump to engine block)- 3/8"-16 x .62"-Dodecagon head	1	373382-S8(BB3)
61/62	A	Screw (control to dash panel)-No. 10-12 x .62" truss head	3 3	375250-S7(UU97A)
63/	A	Flatwasher (pump to dash panel)-No. 10-1/2"	3	44713-S3(X13)
62/	B	Screw (pump to dash panel)-No. 10-12 x 5/8"	3	42134-S8(U249)
63/	X	Screw (pump to dash panel)	3	
60	S (430 engine)	Bolt(pump & brkt. to gen. adj. arm)-3/8"-16 x 1"	1	20388-S8(B80)
60	S (352 engine)	Bolt (pump & bracket to support bracket)	1	
60	S (430 engine)	Bolt(pump & brkt. to water pump)-3/8"-16 x 1 3/8"	2	20448-S8(B83)
60	S	Nut-3/8"-16	2	33799-S7(M52)
60	S	Lockwasher-3/8"	AR	34807-S8(X66)
60	S	Flatwasher-3/8"	AR	44727-S8(X24)
60	S (except A/C) "Before 2/1/60"	Flat washer-use as spacer between pump and power steering adjusting bracket	1	351415-S(XX128)
60	S	Tee (windshield washer to attach hose)	1	354675-S(II-101)
60	S(352 engine)-ex. A/C & P/S "Before 2/1/60"	Washer-flat-3/8"-used as spacer between P/S mounting bracket and water pump	2	356214-S8(XX162)
61/62	S "Before 5/1/62"	Screw (control to dash panel)-No. 10-12 x .62" truss head	3	375250-S7(UU97A)
63/	S	Screw (pump to apron)-No. 10-12 x 5/8"	3	*375408-S8
17666 NOZZLE ASSY. - WINDSHIELD WASHER JET				
60	S	Includes bracket	2	B8S 17666-A
60	S	Screw (jet to cowl top vent grille)-No. 8-18 x 3/8"	2	52720-S8(U380)

⚡ Also supplied in (17A603) washer kit

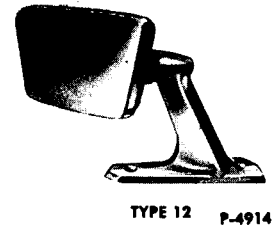





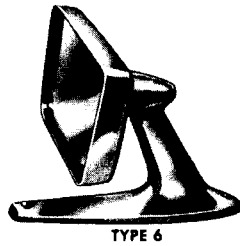
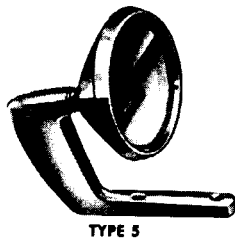


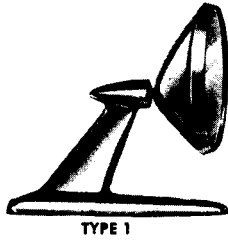
YEAR	MODEL	DESCRIPTION	QTY.	PART NUMBER
17B675 BRACKET - REMOTE CONTROL MIRROR HOUSING				
63	A, B, X	Improvise-flat steel-.09" x 1" x 3.21"-4 holes	1	★
63	A	Nut (plate to instru. panel)-No. 10-32	2	34079-S7(M163)
63	A	Screw (plate to instru. panel)-No. 10-32 x 5/8"	2	50525-S8(U159)
63	A	Lockwasher (plate to instru. panel)-No. 10	2	34903-S8(X96)
17B676 REMOTE CONTROL ASSY. - OUTSIDE REAR VIEW MIRROR				
63	A, B, X	L. H.	1	C3AZ 17B676-A
63/64	A	L. H.	1	C4AZ 17B676-A
64/	B, X	Used with L. H. remote control round mirror	1	C4OZ 17B676-B
63/64	S		1	C5SZ 17B676-B
17B678 KIT - CEMENT - REAR VIEW MIRROR BRACKET				
61/	S	Used to attach 17698 bracket to windshield -Includes (1) jar of Catalyst solution (1) jar of Epoxy solution (1) Instruction Sheet-No. I. S. 672	1	B9AB 17B678-A

17682 OUTSIDE REAR VIEW MIRROR ASSY. - IDENTIFICATION CHART

ENGINEERING NUMBER	SERVICE NUMBER	ENGINEERING NUMBER	SERVICE NUMBER
C3AB 17682-B	C1SZ 17696-B	C4SB 17682-B	C4SZ 17682-A
C3MB 17682-A	C3AZ 17682-A	C4SB 17682-C	C5SZ 17682-D
C3RA 17682-A	C5ZZ 17682-B	C4SB 17682-D	C5SZ 17682-D
C4AB 17682-B	C3AZ 17682-C	C4SB 17682-F	C5SZ 17682-D
C4RA 17682-A	C5ZZ 17682-B	C4SB 17682-G	C5SZ 17682-D

YEAR	MODEL	DESCRIPTION	QTY.	PART NUMBER
17682 MIRROR ASSY. - REAR VIEW OUTSIDE				
- A -				
63	A	L. H. -remote control-fender mtd. -includes (1) C3MB 17724-A or (1) C5MY 17724-C gasket	1	C3AZ 17682-A
63/64	A	L. H. -remote control-door mounted-includes (1) C3AZ 17724-A gasket	1	C3AZ 17682-C
- B -				
63	B	L. H. -remote control-fender mtd. -includes gasket	1	C3AZ 17682-A
64	B	L. H. -remote control-round head	1	C5ZZ 17682-B
- S -				
63	S	L. H. -rectangular head-remote control	1	C2VY 17682-A
64	S	L. H. -rectangular head-remote control-long neck-7 5/8" mounting base-includes gasket	1	C4SZ 17682-A
64/	S	L. H. -rectangular head-remote control-short neck-T'Bird emblem-includes gasket	1	C5SZ 17682-D
- X -				
63	X	L. H. -remote control-fender mtd. -includes gasket	1	C3AZ 17682-A
64/	S	Set screw (mirror to mtg. plate)-No. 8-32 x 5/8"	AR	378213-637(UU28E)
64	X	L. H. -remote control-round head	1	C5ZZ 17682-B
17B686 MEDALLION ASSY. - REAR VIEW MIRROR - OUTSIDE				
61/64	A		1	C1AB 17B686-A
17690 ARM - REAR VIEW MIRROR - INSIDE				
63	A(63, 76), B(65), X(63, 76)	Includes (2) 374976-S9 screw-8-32 x .38" oval head	2	C2SZ 17690-F
64/	A, B, X		2	
61/	S		2	
61/	S	Screw (mirror & arm to bracket)-No. 8-32 x .44"	2	★376175-S13 (BB600D)

17696 MIRROR KIT - OUTSIDE REAR VIEW - Also refer to Group 17682



1960/ OUTSIDE REAR VIEW MIRRORS - (ALL MODELS)

TYPE	A FORD	B FAIRLANE	S T/BIRD	X FALCON	PART NUMBER	DESCRIPTION	
1	60/	62/	60/	60/	B5AZ 17696-A	Universal type	
3	63/	63/	61/62	63/	C1SZ 17696-B		
4		62/		62/	C5AZ 17696-A		
5	60/62	62		61/62	C2OZ 17696-A		
6	64		64		C4AZ 17696-B		R. H. -Matching mirror*
6				64/	C5AZ 17696-F		Rectangular head
7	60/64	62/64	60/64	60/64	C3RZ 17696-A		L. H. -Universal type
8	64/	64/		62/	C4AZ 17696-C		L. H.
9		64/		64/	C5ZZ 17696-B		R. H. -Matching mirror*
10			64/		C4SZ 17696-A		R. H. -Matching mirror*
11				62/	C5DZ 17696-A		L. H. -Remote control
12			62		C2SZ 17696-A		

* For L. H. remote mirror

YEAR	MODEL	*TYPE	DESCRIPTION	QTY.	PART NUMBER
17696 MIRROR KIT - OUTSIDE REAR VIEW - continued -Also refer to Group 17682					
- A -					
60/	A	1	Conical shaped	1	B5AZ 17696-A
60/62	A	5	Round head	1	C2OZ 17696-A
60/64	A	7	L. H. -Universal type-round head	1	C3RZ 17696-A
62/	A	4	Round head-short neck-2" base - Consists of 1-C5AA 17682-A Mirror assy. 1-C2AB 17531-A Pad	1	C5AZ 17696-A
63/	A	3	Universal type-round head	1	C1SZ 17696-B
64	A	6	R. H. -companion mirror for L. H. remote control mirror	1	C4AZ 17696-B
Consists of					
1-C4AA 17682-B	Mirror	1-C3AZ 17724-A	Gasket	2-376370-S101 1-	Screw Instructions
64/	A	8	R. H. or L. H. -trapezoidal head-hooded with Ford crest	1or2	C4AZ 17696-C
Consists of					
1-C4AA 17682-A	Mirror	1-C1SB 17724-A	Gasket	2-376370-S101 1-	No. 10 Screw Instruction sheet
- B -					
62	B	5	Round head	1	C2OZ 17696-A
62/	B	1	Conical shaped	1	B5AZ 17696-A
62/	B	4	Round head-short neck-2" base-Details listed under "A"	1	C5AZ 17696-A
	B	6	Rectangular head	1	C5AZ 17696-F
Consists of					
1-C5AB 17682-C	Mirror assy.	2-376370-S100	No. 10 Screw	1-	Installation sketch
1-C5AB 17724-B	Gasket	2-379830-S	Nut		
62/64	B	7	L.H.-universal type-round head	1	C3RZ 17696-A
63/	B	3	Universal type-round head	1	C1SZ 17696-B
64/	B	8	L.H. -trapezoidal hd.-Details listed under "A"	1	C4AZ 17696-C
64	B		L. H. -remote control-round head	1	★C5ZZ 17696-A
Consists of					
1-C4OZ 17682-B	Control	1-C5ZZ 17724-A	Contoured gasket	2-52344-S13	No. 8 Screw
1-C5ZZ 17682-B	Mirror & cable	2-45130-S2	Spring nut	1-	Instruction sheet
1-C3RA 17724-A	Flat gasket	2-52344-S13	No. 8 Screw		
64/	B	9	R. H. -manual round head-companion mirror to L. H. remote mirror-round head-C5ZZ 17682-B	1	C5ZZ 17696-B
Consists of					
1-C3RA 17682-C	Mirror assy.	1-C5ZZ 17724-A	Gasket	2-376370-S101	Screw
1-C3RA 17724-B	Gasket				
- S -					
60/64	S	1	Conical shaped	1	B5AZ 17696-A
60/64	S	7	L.H.-universal type-round head	1	C3RZ 17696-A
61/62	S	3	Round head	1	C1SZ 17696-B
62	S	12	Rectangular head-includes attaching parts	1	C2SZ 17696-A
63/	S		L.H.-door mtd.-remote control-refer to Group 17682	1	★
64	S	6	R. H. -door-mtd. -companion mirror for long neck L. H. remote control mirror w/o Thunderbird emblem	1	C4AZ 17696-B
	S	10	R. H. -door-mtd. -companion mirror for short neck L. H. remote control mirror w/Thunderbird emblem	1	C4SZ 17696-A
- X -					
60/64	X	1	Conical shaped	1	B5AZ 17696-A
60/64	X	7	L.H.-universal type-round head	1	C3RZ 17696-A
61/62	X	5	Round head	1	C2OZ 17696-A
62/	X	4	Round head-short neck-2" base-Details listed under "A"	1	C5AZ 17696-A

FORD CAR PARTS

SECTION 176

857

YEAR	MODEL	*Type	DESCRIPTION	QTY.	PART NUMBER
17696 MIRROR KIT - OUTSIDE REAR VIEW - continued - Also refer to Group 17682					
62/	X	1	Conical shaped	1	B5AZ 17696-A
62/	X	8	L. H. -trapezoidal hd. -hooded-Details listed under "A"	1	C4AZ 17696-C
62/	X	11	L. H. -remote control-rectangular head	1	C5DZ 17696-A
63/	X	3	Universal type-round head	1	C1SZ 17696-B
64	X		L. H. -remote contro. -round head-Details listed under "B"	1	★C5ZZ 17696-A
64/	X	9	R. H. -companion mirror for L. H. round-C5ZZ 17682-B-remote mirror (details listed in-B-above)	1	C5ZZ 17696-B
	X	6	Rectangular head-Details listed under "B"	1	C5AZ 17696-F
17698 BRACKET - INSIDE REAR VIEW MIRROR					
61	A(76)		Use 17700 assembly for service	1	★
63	A(57, 63, 76), B(65), X(63, 76)		Kit-set screw type-use B9AB 17B678-A cement to secure button	1	C3OZ 17698-A

Consists of
 1-C3OB 17698-A Bracket 1-89935-S8 Set screw (Before 2/1/63)
 1-C3OB 17B722-A Button 1-378194-S8 Set screw (From 2/1/63)

63/	A(57, 63, 76), B(65), X(63, 76)	Cement-on-type-also supplied with windshield	1	C1SZ 17698-C
61/	S		1	
62/	B(54, 62, 71)		1	C2DZ 17698-B
62/	X(54, 62, 66)		1	
60/62	X(58A, 64A)	Use 17700 assembly for service	1	★
61/62	X(59, 71, 78)		1	C1DZ 17698-A
63	X(59, 71)		1	C3DZ 17698-A

17700 MIRROR and BRACKET ASSY. - INSIDE REAR VIEW - NOTE 1

- A -					
60/62	A(76)	Chrome	1	C0AB 17700-E	
60/61	A(except 76)	Primed	1	C0AB 17700-GP	
62/64	A(54, 62, 71, 75)	Non-glare-chrome-less brkt. -flip type	1	C2AZ 17700-H	
62/64	A(54A, B, 62A, B, 65, 71, 75)	With mounting bracket	1	C2AZ 17700-G	
62/64	A(54B-E, 62B-E, 71B-C-D)	Mirror head only-less arm & brkt.	1	C3AZ 17700-B	
63/	A(57, 63, 76)	Non-glare-cement-on type-less arm & bracket	1	C1SZ 17700-D	
- B -					
62/63	B(54, 62, 71)	Primed-with bracket	1	C2OZ 17700-C	
63/	B(65)	Less arm & bracket -cement-on-type	1	C3DZ 17700-A	
63/	B(65)	Non-glare-cement-on-type-less arm & bracket	1	C1SZ 17700-D	
64/	B(54, 62, 71)	Mirror head only-less arm & brkt.	1	C3AZ 17700-B	
- S -					
60	S	Mirror head only-less arm & bracket	1	C3AZ 17700-B	
61/	S	Non-glare-cement-on type	1	C1SZ 17700-D	
- X -					
60	X	Primed	1	C0DB 17700-AP	
60/62	X(58, 64, 66)		1	C3DZ 17700-B	
63/	X(54, 62, 66)		1		
60	X(66, 71)	Mirror head only-less arm & bracket	1	C3AZ 17700-B	
61/	X(59, 71, 78)		1		
63/	X(63, 76)	Less arm & bracket-cement-on-type	1	C3DZ 17700-A	
63/	X(63B, 76A)	Non-glare-cement-on type-less arm & bracket	1	C1SZ 17700-D	
61/	A, B, X	Spring (visor retaining)-Refer Body Group 04134			
60	A, S	Screw (mirror to windshield frame or header)-No. 8-15 x 1 1/4"	AR	52382-S13(U297)	
64	A(54, 62, 71)	Screw (mirror & brkt. to header)-No. 8-15x5/8"	2	32930-S7(U340)	
64	A(54, 62, 71)	Screw(mirror & brkt. to header)-No. 8-15x 1 1/4"	1	53066-S13(U284)	
63	B(54, 62, 71)	Screw(mirror brkt. to w/shield header)-No. 8-15 x 1"	3	52376-S13(U296)	
64	B(54, 62, 71)	Screw(mirror & brkt. to header)-No. 8-15x 5/8"	3	52377-S13(U305)	
63/	X(54, 59, 62, 66, 71, 78)	Screw(mirror bracket to header)	3		
61/	S	Screw (mirror & arm to bracket)-No. 8-32 x 3/8"	2	50387-S13(U120)	
60/62	X(66, 71, 78)	Screw (mirror to bracket)-1/4"-28 x 1/2"	1	374560-S13	
63/	X(59, 71, 78)	Screw(mirror to bracket)	1	(BB106C)	

NOTE 1 - For Visor Retaining Spring Refer to Body Group 04134

YEAR	MODEL	DESCRIPTION	QTY.	PART NUMBER
17A708 MIRROR and CABLE ASSY. - REAR VIEW OUTSIDE				
- A -				
63	A	L.H. -with fender-mounted mirror	1	C3MY 17A708-A
- B -				
63	B	L.H. -with fender-mounted mirror	1	C3MY 17A708-A
64	B	L.H. -w/door-mounted mirror	1	C4OZ 17A708-A
- S -				
63	S	L.H.	1	★C2AZ 17A708-A
64	S	L.H. -for mirror with 7 5/8" base	1	C4SZ 17A708-B
		L.H. -for mirror w/3 7/8" base	1	C4SZ 17A708-A
- X -				
63	X	L.H. -with fender-mounted mirror	1	C3MY 17A708-A
64	X	L.H. -w/door-mounted mirror	1	C4OZ 17A708-A
17A717 PLATE - OUTSIDE MIRROR MOUNTING				
64/	S	Marked C4SB 17A717-A, C, C6SB 17A717-A or C5SB 17A717-A	1	C4SZ 17A717-D
17B718 KNOB - OUTSIDE REAR VIEW MIRROR REMOTE CONTROL				
63	A, B, S, X		1	C2VY 17B718-A
64	B		1	
64/	B, X	Chrome-1 13/32" long-included in C4OZ 17B676-B	1	C4OZ 17B718-B
17B719 NUT - OUTSIDE REAR VIEW MIRROR CONTROL KNOB - Also refer to Group 17B732				
63	A, B, X(fdr. -mtd.), S(door-mtd.)		1	C2VY 17B719-A
63/	A(door-mounted)	Also included in C3AZ 17696-A & C5AZ 17696-B	1	C3AZ 17B719-A
17A720 PAD - INSIDE REAR VIEW MIRROR TO WINDSHIELD				
60/	A, B, S, X		1	B9AZ 17A720-A
63	A(76), B(65), X(63, 76)	Oblong-included with w/shield-1.50" long x 1.16" wide x .02" thick-for loose service-improvise-secure w/B9AB 17B678-A cement	1	★
17B721 RETAINER - OUTSIDE REAR VIEW MIRROR CABLE				
63	A, B, S, X		1	C2VY 17B721-A
64	A, S		1	
17B722 BUTTON - INSIDE REAR VIEW MIRROR				
63/64	A(57, 63, 76), B(65), X(63, 76)	Included with w/shield	1	★
17723 HEAD - OUTSIDE REAR VIEW MIRROR				
60/64	A, B, S, X	Replacement head for B5AZ 17696-A-mirror assy.	1	BF 17723-A
60/	A	Glass replacement-use w/C1SZ 17696-B and C2OZ 17696-A mirrors	1	COAZ 17723-A
61/	B, X		1	
61/62	S	"Before 3/1/62" Use with C1SZ 17696-B mirror	1	
17724 GASKET - OUTSIDE REAR VIEW MIRROR				
- A -				
63	A	Supplied only in C3AZ 17682-A mirror assy.	1	★
63	A	Also supplied in C3AZ 17682-A mirror assy.	1	C5MY 17724-C
63/64	A	"Before 11/1/63" "From 11/1/63" 7.67" long-2 small holes & 1 large hole 7.67" long-3 large holes	1 1	C3AZ 17724-A C4SZ 17724-C
- B -				
63	B	Supplied only in C3AZ 17682-A mirror assy.	1	★
63	B	Also supplied in C3AZ 17682-A mirror assy.	1	C5MY 17724-C
64/	B-with round remote control mirror	Polyethylene-improvise-flat gasket	1	★
64/	B-with round head remote control mirror	Contour gasket	1	C5ZZ 17724-A
- S -				
63	S	Improvise	1	★
64	S-7.67" mirror base	Vinyl-7.67" long	1	C4SZ 17724-C
64/	S-3.88" mirror base	Black plastic-marked C4SB 17724-C-3.88" long-replaces gasket marked C4SB 17724-A	1	C4SZ 17724-B
- X -				
63	X	Supplied only in C3AZ 17682-A mirror assy.	1	★
63	X	Also supplied in C3AZ 17682-A mirror assy.	1	C5MY 17724-C
64/	X-with round remote control mirror	Polyethylene-improvise-flat gasket	1	★
64/	X-with round head remote control mirror	Contour gasket	1	C5ZZ 17724-A
17B732 NUT - OUTSIDE MIRROR REMOTE CONTROL - Also refer to Group 17B719				
64/	S		1	C4SZ 17B732-A

FORD CAR PARTS

SECTION 176

859

YEAR	MODEL	DESCRIPTION	QTY.	PART NUMBER
17B733 PLATE - REMOTE CONTROL MIRROR				
63/64	A	"Before 10/16/63" With door-mounted remote control mirror	1	C3AZ 17B733-A
64/	A	"From 10/16/63" With door-mounted-remote control mirror	1	C3AZ 17B733-B
17736 BRACKET - FRONT LICENSE PLATE MOUNTING - Also refer to Group 17A385				
60	S	Bolt (bracket to bumper)-1/4"-20 x 1/2"	2	20308-S7-8(B40)
		Nut-1/4"-20	2	33795-S7(M49)
		Lockwasher-1/4"	2	34940-S8(X88)
17B742 SHEATH - OUTSIDE MIRROR CONTROL CABLE				
64/	S	3/8" O.D. x 18 1/2" long-used with L. H. remote mirror	1	C4SZ 17B742-A
17748 DEFLECTOR ASSY. - FRONT BUMPER STONE - Refer to Group 17779				
17A750-1 BRACKET - REAR BUMPER INNER ARM MOUNTING - Refer to Group 17787-8				
17A753 ARM - REAR BUMPER CENTER - Refer to Group 17787-8				
17754-5 ARM - FRONT BUMPER				
			QTY.	INNER
			QTY.	OUTER
- A -				
60	A	R. H.	1	C0AB 17766-A
		L. H.	1	C0AB 17767-A
61/62	A	R. H.	1	C1AZ 17766-A
		L. H.	1	C1AZ 17767-A
63	A	R. H.	1	C3AZ 17766-A
		L. H.	1	C3AZ 17767-A
64	A	R. H.	1	C4AZ 17766-A
		L. H.	1	C4AZ 17767-A
- B -				
62	B	R. H.	1	C2OZ 17766-A
		L. H.	1	C2OZ 17767-A
63	B	R. H.	1	C3OZ 17766-B
		L. H.	1	C3OZ 17767-B
64	B	R. H.	1	C4OZ 17766-A
		L. H.	1	C4OZ 17767-A
- S -				
60	S	R. H.	1	B8S 17766-A
		L. H.	1	B8S 17767-A
61/63	S	R. H.	1	C1SB 17766-B
		L. H.	1	C1SB 17767-B
64/	S	R. H.	1	C4SZ 17766-A
		L. H.	1	C4SZ 17767-A
- X -				
60/61	X	R. H.	1	C0DB 17766-B
		L. H.	1	C0DB 17767-B
62/63	X	R. H.	1	C2DZ 17766-A
		L. H.	1	C2DZ 17767-A
64/	X	R. H.	1	C4DZ 17766-B
		L. H.	1	C4DZ 17767-B
YEAR	MODEL	DESCRIPTION	QTY.	PART NUMBER
63	A	Bolt(inner arm to frame)-1/2"-13 x 1 1/2"	2	376527-S7-8 (BB689C)
64	A	Nut & retainer assy. (arm to frame)-1/2"-13	4	376720-S2 (MM192T)
64/	A	Bolt (inner arm to frame)-1/2"-13 x 1 3/4"	2	378349-S2(BB551B)
60	S	Bolt (inner arm to jack plate)-7/16"-20 x 1 1/8"	2	20411-S7 (B184)
60	S	Arm to bar	2	
60	S	Bolt (inner arm to body)-1/2"-20 x 4 1/4" hex. head	4	445579-S8
60	S	Nut -1/2" x 20	4	33846-S8(M69)
60	S	Nut (arm to plate front bumper-jack)-7/16"-20	2	34671-S8(M67)
60	S	Lockwasher - 1/2"	4	34809-S8(X68)
60	S	Washer-flat	4	20527-S7(B203)
60	S	Washer-flat	4	44735-S8(X32)

YEAR	MODEL	DESCRIPTION	QTY.	PART NUMBER
17754-5 ARM - FRONT BUMPER - continued				
60/	S	Lockwasher-7/16"	AR	34808-S7(X67)
60/	S	Flatwasher-7/16"	AR	44730-S8(X26)
61/	S	Screw (inner arm thru bumper to end brace)- 3/8"-16 x 1 1/4"	2	50066-S8(U108)
		Nut-3/8"-16	2	*34444-S8
61/	S	Nut-7/16"-14	2	*34446-S8
61/	S	Lockwasher-7/16"	4	34848-S8(X75)
61/	S	Bolt (inner arm to front end)-7/16"-14 x 2"	4	20524-S7(B111)
61/	S	Bolt (arms to bumper)-7/16"-14 x 1 3/8"	4	20450-S(B106)
61/	S	Bolt (arm to inner arm to front end)- 7/16"-14 x 3 1/2"	2	359554-S8(BB185)
61/	S	Bolt (arm to inner arm)-7/16"-14 x 3 1/2"	2	351988-S8(BB187)
17756-7 BUMPER - FRONT				
- A -				
60	A		1	C0AB 17757-B
61/62	A		1	C3MZ 17757-A
63	A		1	C3AZ 17757-A
64	A		1	C4AZ 17757-B
- B -				
62	B		1	C2OZ 17757-A
63	B		1	C3OZ 17757-B
64	B		1	C4OZ 17757-A
- S -				
60	S	For finish panel see Group 17060	1	C0SZ 17757-A
61/63	S	R. H. - outer	1	C1SB 17756-A
		L. H. - outer	1	C1SZ 17756-A
		Center		C3SZ 17757-A
64/	S	Upper	1	C4SZ 17756-B
		Lower	1	C4SZ 17757-B
- X -				
60/61	X		1	C1DB 17757-A
62/63	X		1	C2DZ 17757-A
64/	X		1	C4DZ 17757-A
60	A	Bolt (bumper to frame)-1/2"-13 x 1 1/2" eccentric	2	376527-S7-8 (BB689C)
60/64	A	Rubber bumper between impact bar and license plate	1	370677-S (CC22)
60/	A, S, X	Nut-7/16"-20	AR	34671-S8(M67)
60/	A, S, X	Lockwasher-7/16"	AR	34808-S8(X67)
60/	A, S, X	Washer-flat-7/16"	AR	44730-S8 (X26)
60	A, X	Nut-1/2"-13	2	33845-S8 (M57)
60	A, X	Lockwasher-1/2"	2	34809-S8(X68)
60/	A, X	Nut-7/16"-14	AR	371951-S8(MM151)
60/	A, X	Washer-flat-1/2"	AR	44735-S8(X32)
61/	A, B	Rubber bumper-license plate	1	371347-S (CC23)
61/	S	Bolt (outer bar to center)-7/16"-14 x 3/4"	4	304668-S8(B100A)
61/	S	Nut-7/16"-14	4	*34446-S8
64/	S	Screw (license plate to frnt. bumper)- 1/4"-20 x 1 1/4"	2	*41636-S40
64	S	Nut (license plate to front bumper)-1/4"-nylon	2	379713-S(MM228C)
17758 BOLT - BUMPER				
- A -				
60	A	7/16"-14 x 1 3/4"-used with spare wheel carrier -oval head	2	C0AB 17758-B
60/61	A	7/16"-14 x 1 1/4"-oval head	AR	C0AB 17758-A
64	A		1	
60/	A	7/16"-14 x 1 3/4"	AR	B9A 17758-A
64	A	7/16"-14 x 7/8"	AR	C4AZ 17758-A

FORD CAR PARTS

SECTION 176

861

YEAR	MODEL	DESCRIPTION	QTY.	PART NUMBER
17758 BOLT - BUMPER - continued				
- B -				
62/64	B	7/16"-14 x 1 3/4"	AR	B9A 17758-A
64	B	7/16"-14 x 1 1/4" -oval head	AR	C0AB 17758-A
- S -				
60/	S	7/16"-14 x 1 3/4"	AR	B9A 17758-A
61/64	S	7/16"-14 x 1"-sq. shoulder length-.19" round head	6or12	C1SB 17758-C
64	S	7/16"-14 x 1 1/4" -oval head	AR	C0AB 17758-A
- X -				
60/64	X	7/16"-14 x 1 1/4" oval head	AR	C0AB 17758-A
60/	X	7/16"-14 x 1 3/4"	AR	B9A 17758-A
60/	A, S, X	Washer-7/16"	AR	44730-S8(X26)
60/	A, S, X	Lockwasher-7/16"	AR	34808-S8(X67)
60/	A, S, X	Nut-7/16"-20	AR	34671-S8(M67)
60/	A, S, X	Nut-7/16"-14	AR	371951-S8(MM151)
17766-7 ARM - FRONT BUMPER INNER - Refer to Group 17754-5				
17B772 PLATE - REAR BUMPER ARM ANCHOR				
64/	S		4	C4SZ 17B772-A
17B774 RETAINER - REAR BUMPER ARM ANCHOR PLATE				
64/	S		4	C4SZ 17B774-A
17A778 REINFORCEMENT ASSY. - REAR BUMPER LICENSE PLATE OPENING				
61	A		1	C1AZ 17A778-A
63	A		1	
62	A		1	C2AB 17A778-A
62/64	B		1	C2OZ 17A778-B
61/63	X		1	C1DB 17A778-A
60	A	Screw & washer (reinforcement to bumper arm)	3	*50880-S8
61/64	A, B, X	1/4"-20 x 5/8"	2	
17779 DEFLECTOR - FRONT BUMPER STONE				
- A -				
60	A		1	C0AB 17748-A
61/62	A		1	*C2AB 17A878-A
63	A		1	C3AZ 17779-A
64	A		1	C4AZ 17779-A
- B -				
62	B		1	C2OB 17779-A
63	B		1	C3OZ 17779-A
64	B		1	C4OZ 17779-A
- X -				
60/61	X		1	C0DB 17779-B
62/63	X(6 cyl.)	"Before 1/21/63"	1	C2DB 17779-A
63	X(6 & 8 cyl.)	"From 1/21/63"	1	C3DZ 17779-A
64/	X		1	C4DZ 17779-B
60	A	Bolt (deflector to grille)-5/16"-24 x 3/4"	5	353483-S2(BB588)
60	A	Bolt (deflector to radiator support)	2	
60	A	Bolt (deflector to fender)	2or4	
60	A	Bolt (deflector thru radiator support to hood lock support)	1	
60	A	Bolt (deflector thru rad. suppt. to fender apron)	2or4	
60	A	Nut-5/16"-24	AR	354299-S2 (MM156)
60	A	Nut retainer assy. -5/16"-24	AR	359952-S2(MM196)
61	A	Bolt (deflector to fender or radiator support)-5/16"-24 x 3/4"	9	353483-S2(BB588)
61	A	Nut-5/16"-24	9	354299-S2(MM156)
62	B	Nut retainer assy. -5/16"-24	AR	359952-S2(MM196)
62	B	Deflector to body at support assembly	2	
62	B	Deflector to fender or grille panel support	1or2	

* For 1961 installation refer to Technical Service Bulletin No. 20101 Article D-4 dated April 9, 1962

YEAR	MODEL	DESCRIPTION	QTY.	PART NUMBER
17779 DEFLECTOR - FRONT BUMPER STONE - continued				
60/	X	Nut-5/16"-24	AR	34393-S7(M98)
60/	X	Screw & washer (deflector to radiator grille center support)-1/4"-20 x 5/8"	1	#50880-S8
60/61	X	Bolt (deflector to body)-5/16"-24 x 3/4"	2	353483-S2(BB588)
60/	X	Deflector to body at radiator support	2	
62	X	Deflector to front fender lower extension	2	
62	X	Deflector to hood lock support	1	
60/	X	Nut & retainer assy. -1/4"-20	1	354394-S2(MM187)
61	X	Screw (deflector to body at No.1 Crossmember)-No. 14-10 x 3/4"	2	42143-S8(U255)
62	X	Nut retainer assy. -5/16"-24	AR	359952-S2(MM198)

17787-8 ARM - REAR BUMPER		QTY.	INNER	QTY.	OUTER
----------------------------------	--	------	-------	------	-------

- A -					
60	A	R. H.			1 C0AB 17795-B
		L. H.			1 C0AB 17796-B
61	A(except 71)	R. H.			1 C1AB 17795-A
		L. H.			1 C1AB 17796-A
	A(71)	Center	1	C1AB 17A753-A	
		R. H.			1 C1AB 17795-B
		L. H.			1 C1AB 17796-B
62	A(except 71)	R. H.	1	C2AB 17787-A	1 C2AZ 17795-A
		L. H.	1	C2AB 17788-A	1 C2AZ 17796-A
	A(71)	Center	1	C2AZ 17A753-A	
		R. H.	1	C2AB 17787-B	1 C2AZ 17795-B
		L. H.	1	C2AB 17788-B	1 C2AZ 17796-B
		Center	1	C2AZ 17A753-A	
63	A(except 71)	R. H.	1	C3AZ 17787-A	1 C3AZ 17795-A
		L. H.	1	C3AZ 17788-A	1 C3AZ 17796-A
		Center-refer to Group 17A914			
		R. H. -end			1 C3AZ 17789-A
		L. H. -end			1 C3AZ 17789-C
63	A(71)	R. H.			1 C3AZ 17795-A
		L. H.	1	C3AZ 17788-B	1 C3AZ 17796-A
		Center-refer to Group 17A914			
		R. H. -end			1 C3AZ 17789-B
		L. H. -end			1 C3AZ 17789-D
64	A	R. H.	1	C4AZ 17787-A	1 C4AZ 17795-A
		L. H.	1	C4AZ 17788-A	1 C4AZ 17796-A
		Center-refer to Group 17A914			

- B -					
62/64	B	R. H.	1	C3YY 17787-B	1 C3YY 17795-B
		L. H.	1	C3YY 17788-B	1 C3YY 17796-B

- S -					
60	S	L. H.	1	*B8S 17787-A	1 *B9S 17796-A
		R. H. -inner	2	*B8S 17190-A	1 *B8S 17852-A
		L. H. -inner	2	*B8S 17190-A	1 *B8S 17853-A
61/63	S	R. H.	1	C1SZ 17787-A	1 C1SZ 17795-A
		L. H.	1	C1SZ 17787-A	1 C1SZ 17796-A
		Center-to floor	2	C1SB 17A910-A	
64/	S	R. H.	1	C4SZ 17787-A	1 C4SZ 17795-A
		L. H.	1	C4SZ 17788-A	1 C4SZ 17796-A
		R. H. -inner bracket	1	C4SZ 17A750-A	1
		L. H. -inner bracket	1	C4SZ 17A751-A	1

- X -					
60/63	X	R. H.	1	C0DZ 17787-A	1 C0DZ 17795-A
		L. H.	1	C0DZ 17788-A	1 C0DZ 17796-A
	(1960) 59, 66, 71	Brace-R. H. & L. H.	2	C1DB 17A856-A	
	(1961/63) 59, 66, 71, 78	Brace-R. H.	1	C1DB 17A856-A	
	(1961/63) 59, 66, 71, 78	Brace-L. H.	1	C1DB 17A857-A	
64/	X(54, 62, 63, 76)	R. H.	1	C4DZ 17787-C	1 C4DZ 17795-A
	(54, 62, 63, 76)	L. H.	1	C4DZ 17788-C	1 C4DZ 17796-A
	(59, 66, 71, 78)	R. H.	1	C4DZ 17787-D	1 C4DZ 17795-B
	(59, 66, 71, 78)	L. H.	1	C4DZ 17788-D	1 C4DZ 17796-B

FORD CAR PARTS

SECTION 176

863

YEAR	MODEL	DESCRIPTION	QTY.	PART NUMBER	
17787-8 ARM - REAR BUMPER - continued					
60/61	A	Flatwasher-7/16"-(17A753) arm to absorber	AR	44730-S8(X26)	
60/61	A	Nut-7/16"-14-(17A753) arm to absorber	AR	371951-S8(MM151)	
60	S	Nut (17582-3 bracket to bumper)-7/16"-20	2or4	34671-S8(M67)	
60	S	Lockwasher-7/16"	2or4	34808-S8(X67)	
60	S	Flat washer-1/2"	2or4	44735-S8(X32)	
60	S	Flatwasher-5/8"-used as spacer between outer arm & 44736-S8 washer	2	44742-S8 (X42)	
61	S	Stud (attaches arm to bracket)-7/16" - 14-14 x 2 1/4"	2	375919-S100 (WW110)	
61/	S	Bolt (outer arm to center bumper)-7/16"-14 x 1 1/8"	4	20410-S8(B103)	
61/	S	Nut-7/16"-14	2	*34446-S7	
61/	S	Lockwasher-7/16"	6	34808-S8(X67)	
61/	S	Flatwasher-7/16"	6	44730-S8(X26)	
61/	S	Bolt (outer arm to underbody)-7/16"-14 x 3 1/4"	4	359554-S8(BB185)	
61/	S	Bolt (outer arm to outer bumper)-7/16"-14 x 1 7/16"	2	358910-S(BB176)	
17A791 SPACER - REAR BUMPER MOUNTING BOLT					
60/63	X(54, 58, 62, 64, 76)		2	C0DB 17A791-A	
64/	S		4	C4SZ 17A791-A	
17A792 REINFORCEMENT - FRONT BUMPER IMPACT BAR. Also refer to Groups 17204, 17A820					
61/62	A	Center	1	C1AB 17A792-A	
63	A		1	C3AZ 17A792-A	
17795-6 ARM - REAR BUMPER OUTER - Refer to Group 17787-8					
17808 DEFLECTOR ASSY. - REAR BUMPER STONE - Also refer to Groups 17814, 17A877, 17A961					
- A -					
61	A	Center	1	C1AB 17808-A	
61/	A	70" long-cut to 18" long-use as C0AB 8A211-A	1	B9AB 17808-E	
62	A		1	C2AZ 17808-A	
63	A(54, 62, 63, 75, 76)	Rubber-78" long-ribbed back-1" square end	1	C3AZ 17808-C	
	A(71)	Rubber-78" long-ribbed back-3/4" square end	1	C3AZ 17808-D	
64	A(54, 57, 62, 63, 76)	R. H. -rubber	1	C4AZ 17836-A	
	A(71)	L. H. -rubber	1	C4AZ 17837-A	
		R. H. -rubber	1	C4AZ 17836-B	
		L. H. -rubber	1	C4AZ 17837-B	
		Center	1	C4AZ 17808-E	
- B -					
62/64	B(except 71)	Rubber	1	C2OZ 17808-A	
63/	B(71)	Rubber-70" long	1	C3OZ 17808-A	
- S -					
61/63	S(76)	Improvise-tire casing-.07" x 5" x 10"	2	★	
- X -					
60/63	X(54, 58, 62, 64, 76)	Center-rubber-12 1/2" long x 3 1/8" wide	1	C0DB 17808-B	
60/	X(59, 66, 71, 78)	Center-rubber-12 1/2" long x 4 3/8" wide	1	C0DB 17808-C	
60/	X(59, 66, 71, 78)	Cut to 30.86" long for rear stone deflector ends	2	C1KB 17808-A	
64/	X(54, 62, 63, 76)	Rubber-73 1/2" long	1	C4DZ 17808-A	
17814 DEFLECTOR - REAR BUMPER STONE - Also refer to Groups 17808, 17A877, 17A961					
63/64	B (71)	"Before 10/28/63"	Tire carcass-7" x 12 1/2"-7/32" holes-Improvise	2	★
64/	B (71)	"From 10/28/63"	Tire carcass-7" x 12 1/2"-5/16" holes-Improvise	2	★
17819 MOULDING - FRONT BUMPER STONE DEFLECTOR - INCLUDES ATTACHING PARTS					
63	A(54A, 62A, 65, 71A, 71E, 75, 76)	Center	1	C3AZ 17819-A	
		R. H.	1	C3AZ 17819-B	
		L. H.	1	C3AZ 17819-C	
64	B		1	C4OZ 17819-A	

YEAR	MODEL	DESCRIPTION	QTY.	PART NUMBER
	17A820-1	BRACE - FRONT BUMPER END - Also refer to Groups 17A792, 17204		
61/62	A	R. H.	1	C1AB 17A820-A
		L. H.	1	C1AB 17A821-A
64	B		2	C4OZ 17A820-A
61/63	S	R. H.	1	C1SB 17A820-A
		L. H.	1	C1SB 17A821-A
64/	S	R. H.	1	C4SZ 17A820-A
		L. H.	1	C4SZ 17A821-A
61/	S	Bolt (brace to front end)-7/16"-14 x 3 3/4"	2	351988-S8(BB187)
61/	S	Lockwasher-7/16"	2	34848-S8(X75)
61/	S	Flatwasher-7/16"	2	44730-S8(X26)
	17B820	KIT - REAR BUMPER STEP		
63/64	B(71)		1	C3OZ 17B820-A
	Consists of			
	1-C3AZ 17758-A	Bumper bolt-1 1/2"	1-C3YB 17B822-B	Spacer
	1-C3YB 17B808-B	Step	1-55189-S8	Screw
	1-C3OZ 17B821-A	Pad	1-Instruction Sheet	
	17B821	PAD - REAR BUMPER STEP		
63/	B(71)	Includes studs	1	C3OZ 17B821-A
	17836-7	DEFLECTOR - REAR BUMPER STONE-END - Refer to Group 17808		
	17841	SLEEVE - BUMPER ARM BOLT		
60/	B,X	Cut to size required	2or4	C1KB 17841-B
	17B842	REINFORCEMENT - FRONT BUMPER INNER ARM - Improvise from Steel		
	17B847	BAR - REAR BUMPER NAME PLATE		
64/	S		1	C4SZ 17B847-A
	17A849	REFLECTOR - REAR BUMPER		
60	A		2	C0AF 17A849-A
	17A850-1	BEZEL ASSY. - REAR BUMPER REFLECTOR		
60	A	R. H.	1	C0AF 17A850-B
		L. H.	1	C0AF 17A851-B
	17B850	PLATE - REAR BUMPER NAME		
64	S	Clear plastic-"Thunderbird"-block letters	1	C4SZ 17B850-A
	17B851	RETAINER - REAR BUMPER NAME PLATE		
64/	S		1	C4SZ 17B851-A
	17852-3	BRACKET - REAR BUMPER OUTER ARM ANCHOR - Refer to Group 17787-8		
	17B852	SPACER - REAR BUMPER NAME PLATE - Improvise from Rubber		
	17A853	GASKET - REAR BUMPER REFLECTOR		
60	A	Rubber	2	C0AF 17A853-B
	17B855	SHIM - REAR BUMPER INNER ARM - Improvise from Steel		
	17A856-7	BRACE - REAR BUMPER ARM SUPPORT - Refer to Group 17787-8		
	17B856	PLATE - BUMPER ARM ADJUSTING		
64	A	Front & Rear	4	C4AZ 17B856-A
	17A858	SUPPORT - REAR BUMPER ARM		
60/	X (59,66,71,78)		2	C0DB 17A858-A
63/64	B(71)		2	C3OZ 17A858-A
	17B858	RETAINER - FRONT BUMPER STONE DEFLECTOR MOULDING		
64	B		4	C4OZ 17B858-A

FORD CAR PARTS

SECTION 176

865

YEAR	MODEL	DESCRIPTION	QTY.	PART NUMBER
		17A860 PLATE - REAR BUMPER BRACE COVER - Improvise		
		17864-5 BAR ASSY. - REAR BUMPER IMPACT - OUTER - Refer to Group 17906		
		17B874 BUMPER - REAR BUMPER REINFORCEMENT		
64/	S	Rubber & steel	2	C4SZ 17B874-A
		17A877 DEFLECTOR - REAR BUMPER STONE - Refer to Groups 17808, 17814		
		17A878 DEFLECTOR ASSY. - FRONT BUMPER STONE - Refer to Group 17779		
		17879 RETAINER - REAR BUMPER STONE DEFLECTOR		
62	S	Attaches (10273) deflector to R.H. side of body 70" long	3	C1VY 17879-A
63	A		1	C3AZ 17879-A
		17B898 CAP - REAR BUMPER BOLT		
64/	S	Black plastic-1 3/8" x 2 1/4"-square hole	8	C4SZ 17B898-A
		17906 BUMPER - REAR		
		- A -		
60	A (except with sport spare wheel carrier)	One piece type	1	C0AB 17906-C
61	A (except with sport spare wheel carrier) A-with sport spare wheel carrier	One piece type	1	C1AB 17906-A
		L. H. -outer	1	C1AZ 17865-A
62	A		1	C2AB 17906-A
63	A		1	C3AZ 17906-A
64	A		1	C4AZ 17906-A
		- B -		
62/64	B		1	C3OZ 17906-A
		- S -		
60	S	R. H. -upper	1	B8S 17864-A
		L. H. -upper	1	B8S 17865-A
61/63	S	Center-lower-except with spare wheel carrier	1	B8S 17906-A
		Center	1	C1SZ 17906-A
		R. H. - round	1	C1SZ 17864-A
64/	S	L. H. - round	1	C1SZ 17865-A
		- X -		
60/63	X	Also add (1) C1DB 17A778-A on 1960 models	1	C1DZ 17906-A
64/	X		1	C4DZ 17906-A
60/	A, S	Nut-7/16"-20	AR	34671-S8(M67)
60/	A, S	Lockwasher-7/16"	AR	34808-S8(X67)
60/	A, S	Washer-flat-7/16"	AR	44730-S8(X26)
64	A	Nut(attaches license plate)-No. 14A spring	2	371331-S32 (MM273A)
64	A, B, S, X	Nut (attaches license plate)-1/4" nylon sleeve	2	380707-S(MM228B)
64	A, B, S, X	Screw(attaches license plate)-1/4"-20 x 3/8"	2	*41584-S40
64/	A, B, S, X	Screw (attach license plate)-use with 380707-S sleeve nut	AR	42154-S8(U256)
60	S	Bolt (bar to lower impact bar)-3/8"-24 x 1"	8	20389-S8(B171)
60	S	Nut-3/8-24	8	33800-S8(M63)
60	S	Lockwasher-3/8"	8	34807-S8(X66)
60	S	Flatwasher-3/8"	8	44727-S8(X24)
64	S	Flatwasher (bumper to impact bar reinf.)	8	
		17A910 BRACKET - REAR BUMPER CENTER ARM TO FLOOR - Refer to Group 17787-8		
		17912-3 REINFORCEMENT - REAR BUMPER IMPACT BAR - Refer to Group 17A914		
		17A914 REINFORCEMENT - REAR BUMPER IMPACT BAR		
63	A		1	C3AZ 17A914-A
64	A		1	C4AZ 17A914-C
61/63	S	Center	1	C1SB 17A914-A
64/	S		1	C4SZ 17912-A

YEAR	MODEL	DESCRIPTION	QTY.	PART NUMBER
17A920 PANEL ASSY. - BUMPER IMPACT BAR TO RADIATOR GRILLE FINISH				
61/63	S		1	C3SZ 17A920-A
		Nut (panel to center bumper bar)-1/4"-20	6	34390-S7(M92)
17A924 ABSORBER - BUMPER ARM TO IMPACT BAR				
60/63	A	Front & rear-Plastic	AR	351503-S40
62	X, B	Front & rear	AR	(XX204)
63	A	Front(9) & rear(8)-spring steel-improvise	18	★
64	A, B, X	Front & rear	AR	
64	A, B	Front & rear-spring steel-improvise	AR	★
17A950 PLATE - REAR BUMPER ARM MOUNTING				
64/	S		4	C4SZ 17A950-A
17A953 SEAL - REAR BUMPER - Improvise from AB 19560-A Sealer				
17A961 DEFLECTOR - REAR BUMPER STONE - Refer to Groups 17808, 17814				
61	A(exc. 71)	L. H. -used with spare wheel carrier	1	★C1AB 17A961-A
17A970 FILLER ASSY. - REAR BUMPER IMPACT BAR - OUTER				
61/62	S	R. H. -Gray	1	C1SB 17A970-A
		L. H. -Gray	1	C1SZ 17A970-A
61/63	S	R. H. -Black	1	C2SZ 17A970-A
		L. H. -Black	1	C1SZ 17A970-B
		Screw (filler to body)-No. 10-12 x .50"	AR	42127-S8(U248C)
17984-5 GUARD - BUMPER				
- A -				
61	A	Front-R. H. guard-less pad	1	C1AZ 17996-A
		-L. H. guard-less pad	1	C1AZ 17997-A
	A(except 71)	Rear-R. H. or L. H. -consists of guard with (B9A 17988-A) pad, lockwasher & nut-also supplied in C1AZ 17984-A	2	C1AZ 17984-B
62	A	Front-R. H. guard-less pad	1	C1AZ 17997-A
		-L. H. -less pad	1	C1AZ 17997-A
	A(except 71)	Rear-R. H. & L. H.	2	C2AZ 17984-B
63	A	Front-R. H. guard-includes pad & attaching parts	1	C3AZ 17996-A
		-L. H.	1	C3AZ 17997-A
	A(except 71)	Rear-R. H. or L. H. -consists of guard with (B9A 17988-A) pad, lockwasher & nut-also supplied in C1AZ 17984-A	2	C1AZ 17984-B
64	A	Front-R. H. guard w/B9A 17988-A pad	1	C4AZ 17996-B
	A	Front-L. H. guard w/B9A 17988-A pad	1	C4AZ 17997-A
	A(except 71)	Rear-guard w/B9A 17988-A pad	2	C4AZ 17984-B
64	A(except 71)	Rear-includes 2 guards w/B9A 17988-A pads, spacers, attaching parts, template & installation sketch	1	★C4AZ 17984-A
- S -				
60	S	Front-R. H.	1	B8S 17996-A
		-L. H.	1	B8S 17997-A
60	S	Rear-R. H.	1	B8SZ 17984-A
		-L. H.	1	B8SZ 17985-A
61/63	S	Center-front-includes attaching parts	1	C1SB 17996-B
64/	S	Front-R. H.	1	C4SZ 17996-A
		-L. H.	1	C4SZ 17997-A
63	A	Bolt(front guard to bumper)-7/16"-20x1 5/8" hex hd	2	359656-S8(BB364)
60	A(66, 71, 78)	Lockwasher-1/2"	2	34809-S8(X68)
60	A(71, 78)	Flatwasher 1/2"	2	44735-S8(X32)

FORD CAR PARTS

SECTION 180

867

YEAR	MODEL	DESCRIPTION	QTY.	PART NUMBER
17984-5 GUARD - BUMPER - continued - Refer to Accessories Section				
60	S	Bolt (rear guard to upper bumper)-3/8"-24 x 1"	4	20389-S8(B171)
60	S	Bolt(front guard & arm to bumper)-7/16"-20 x 2"	2	20525-S(B191)
60	S	Nut-3/8"-24	4	33800-S8(M63)
60	S	Lockwasher-3/8"	4	34807-S8(X66)
60	S	Flatwasher-3/8"	4	44727-S8(X24)
60	S	Lockwasher-7/16"	2	34808-S8(X67)
63	A	Lockwasher-7/16"(front guard to bumper)	2	
60/	S	Flatwasher-7/16"	2or4	44730-S8 (X26)
61/63	S	Nut(front guard thru bumper to inner arm)-7/16"-14	4	*34446-S8
17988 PAD ASSY. - BUMPER GUARD - Also refer to Group 17A807				
61/64	A	Front & rear	2or4	B9A 17988-A
61/64	A	Nut (pad to front & rear guard)-1/4"-20	4	33795-S7(M49)
61/64	A	Lockwasher-1/4" (pad to front & rear guard)	4	34805-S8(X62)
17996-7 GUARD - BUMPER - Refer to Group 17984-5				
17A998 DEFLECTOR - FRONT FLOOR NO. 2 CROSS MEMBER STONE - Improvise				
18A000-1 MEMBER ASSY. - REAR SHOCK ABSORBER MOUNTING				
- B -				
62/	B(except 71)		1	C2OZ 18A000-B
63/	B(71)		1	C3OZ 18A000-A
- S -				
64/	S		1	C4SZ 18A000-A
- X -				
61/64	X(except 59, 66, 71, 76, 78)		1	C3DZ 18A000-B
61/64	X(59, 66, 71, 78)		1	C3DZ 18A000-C
63/	X(76)		1	C3DZ 18A000-D
18A007 BUSHING - FRONT SHOCK ABSORBER MOUNTING - LOWER - Also refer to Group 18198				
60/62	A	Front	2	C0AA 18A007-A
60	S	Front & rear	2or4	
		Bolt (bushing to bracket)-5/16"-24 x 3/4"	2or4	20347-S8(B156)
		Nut-5/16"-24	2or4	33798-S8 (M62)
		Lockwasher-5/16"	2or4	34806-S7 (X64)
18016 BUSHING ASSY. - REAR SHOCK ABSORBER				
60/63	A		2	C0AA 18016-A
64	A(71)		2	
64	S		2	
18A017 BRACKET ASSY. - FRONT SHOCK ABSORBER - UPPER				
62/	B		2	C2OZ 18A017-A
60/63	X		2	C3DZ 18A017-A
64/	X		2	C4DZ 18A017-A
60/	X	Bolt (bracket to underbody)-5/16"-24 x 3/4"	6	355471-S8(BB651)
60/	X	Nut-5/16"-24	6	33923-S7(M32)
62	B	"Before 11/20/61" Bolt (bracket to under body)-7/16"-14 x 1"	4	20390-S8(B102)
62/	B	Nut - 7/16"-14	4	34670-S7(M54)
		Lockwasher-7/16"	4	34808-S8(X67)
18A018 INSULATOR - FRONT SHOCK ABSORBER - LOWER				
60/	X		8	C0DD 18A018-A
18A024 REINFORCEMENT ASSY. - REAR SHOCK ABSORBER MEMBER				
64/	S	Outer	2	C4SZ 18A024-B
18A035 BRACKET - FRONT SHOCK ABSORBER MOUNTING - Also refer to Groups 18183-4				
61/62	S	Upper	2	C1SB 18A035-B
		Bolt (bracket to front end)-5/16"-18 x 1"	8	20386-S8(B53)
		Lockwasher-5/16"	8	34906-S8(X98)
18039 WASHER - SHOCK ABSORBER MOUNTING				
61/62	S	Rear-Inner	2	*LD 18039-A
18045 SHOCK ABSORBER ASSY. - FRONT - Refer to Basic 18124				

YEAR	MODEL	DESCRIPTION	QTY.	PART NUMBER
	18080	SHOCK ABSORBER ASSY. - REAR - Refer to Basic 18125		
	18A085	BUMPER - FRONT SHOCK ABSORBER		
63	S		2	C3SZ 18A085-A
64/	S		2	C4SZ 18A085-A
	18A086	RETAINER - FRONT SHOCK ABSORBER BUMPER		
63	S		2	C3SZ 18A086-A
	18A108-9	REINFORCEMENT ASSY. - REAR SHOCK ABSORBER MEMBER INNER		
64/	S	R. H.	1	C4SZ 18A108-B
		L. H.	1	C4SZ 18A109-B
	18A114	REINFORCEMENT - REAR SHOCK ABSORBER MOUNTING MEMBER		
64/	S		1	C4SZ 18A114-A
	18124-5	SHOCK ABSORBER IDENTIFICATION CHART		

The production number is stamped on the barrel of each shock absorber as an identification marking. The following chart will provide quick identification of the service kit number when the identification marking is known. Also shock absorber kits may be selected by model, year and description under group numbers 18124 and 25 which follow the chart. Shock absorber kits include insulators, bolts, nuts and washers.

IDENTIFICATION	SERVICE KIT NUMBER	IDENTIFICATION	SERVICE KIT NUMBER
C0AA 18045-A	C0AZ 18124-C	C3DA 18045-C	C1DZ 18124-E
C0AA 18045-B	C0AZ 18124-C	C3DA 18045-D	C1DZ 18124-E
C0AA 18045-C	C0AZ 18124-C	C3GA 18045-A	C1DZ 18124-E
C0AA 18045-D	C0AZ 18124-C		
C0AA 18045-E	C0AZ 18124-C	C3MA 18045-V	C0AZ 18124-C
C0SS 18045-A	C0AZ 18124-C	C3MA 18045-Y	C0AZ 18124-C
C1AA 18045-A	C1AZ 18124-H	C3OA 18045-C	C2OZ 18124-D
C1AA 18045-B	C1AZ 18124-H	C3OA 18045-D	C2OZ 18124-D
C1AA 18045-C	C0AZ 18124-C	C3OA 18045-E	C4OZ 18124-C
C1AA 18045-D	C0AZ 18124-C	C3OA 18045-F	C2OZ 18124-D
C1AA 18045-E	C1AZ 18124-H	C3OF 18045-A	C4OZ 18124-C
C1AA 18045-F	C1AZ 18124-H		
C1AA 18045-G	C0AZ 18124-C	C3SA 18045-E	C3SZ 18124-D
C1AA 18045-H	C0AZ 18124-C	C3SA 18045-F	C3SZ 18124-D
C1AA 18045-J	C0AZ 18124-C	C3SA 18045-G	C3SZ 18124-D
C1AA 18045-L	C0AZ 18124-C	C3SA 18045-H	C3SZ 18124-D
C1AA 18045-M	C0AZ 18124-C		
		C4AF 18045-A	C0AZ 18124-C
C1DD 18045-A	C1DZ 18124-E	C4AF 18045-B	C0AZ 18124-C
C1DD 18045-B	C1DZ 18124-E	C4AF 18045-D	C0AZ 18124-C
C1DD 18045-C	C1DZ 18124-E	C4AF 18045-E	C0AZ 18124-C
C1DD 18045-D	C1DZ 18124-E	C4AF 18045-F	C0AZ 18124-C
		C4AF 18045-G	C0AZ 18124-C
C1SS 18045-D	C1SZ 18124-C	C4AF 18045-H	C0AZ 18124-C
C1SS 18045-E	*C1SZ 18124-D	C4AF 18045-J	C0AZ 18124-C
C2AA 18045-A	C0AZ 18124-C	C4DF 18045-A	C8DZ 18124-A
		C4DF 18045-D	C8DZ 18124-A
C2OA 18045-A	C2OZ 18124-D	C4DF 18045-E	C8DZ 18124-A
C2OA 18045-H	C2OZ 18124-D	C4DF 18045-F	C8DZ 18124-A
C2OA 18045-K	C2OZ 18124-D	C4DF 18045-G	C8DZ 18124-A
C2OA 18045-L	C2OZ 18124-D		
C2OA 18045-M	C2OZ 18124-D	C4GF 18045-A	C8DZ 18124-A
		C4OF 18045-A	C2OZ 18124-D
C2SA 18045-A	C2SZ 18124-B	C4PF 18045-AD	C6TZ 18125-K
C2SA 18045-B	C2SZ 18124-B	C4PF 18045-C	C4SZ 18124-C
C3AA 18045-N	C0AZ 18124-C	C4SF 18045-A	C4SZ 18124-A
C3AA 18045-AC	C0AZ 18124-C	C4SF 18045-B	C4SZ 18124-A
C3AA 18045-AD	C0AZ 18124-C		
C3AA 18045-AE	C0AZ 18124-C	18045-4000	C0AZ 18124-C
C3AA 18045-AF	C0AZ 18124-C	18045-4003	C0AZ 18125-D
C3AA 18045-AG	C0AZ 18124-C	18045-4005	B7AZ 18125-B
C3AA 18045-AH	C0AZ 18124-C	18045-4007	B9SZ 18125-C
C3AA 18045-AJ	C0AZ 18124-C	18045-4016	C1DZ 18124-E
C3AA 18045-AK	C0AZ 18124-C	18045-4021	C1DZ 18125-G
C3AA 18045-AL	C0AZ 18124-C	18045-4064	C2OZ 18124-D

18124-5 SHOCK ABSORBER IDENTIFICATION CHART - continued

IDENTIFICATION	SERVICE KIT NUMBER	IDENTIFICATION	SERVICE KIT NUMBER
C0AA 18077-A	C0AZ 18124-C	C1AA 18080-L	C4AZ 18125-D
C0AA 18077-D	C0AZ 18124-C	C1AA 18080-M	C0AZ 18125-D
C1AA 18077-A	C0AZ 18124-C	C1AA 18080-N	C0AZ 18125-D
C1AA 18077-B	C1AZ 18124-H	C1AA 18080-R	C0AZ 18125-D
C1AA 18077-C	C0AZ 18124-C	C1AA 18080-S	C1AZ 18125-H
C1AA 18077-D	C0AZ 18124-C	C1AA 18080-T	C1AZ 18125-H
C1AA 18077-E	C1AZ 18124-H	C1AA 18080-U	C1AZ 18125-J
C1AA 18077-F	C0AZ 18124-C	C1AA 18080-V	C1AZ 18125-J
C1AA 18077-G	C0AZ 18124-C	C1AA 18080-Y	C1AZ 18125-K
		C1AA 18080-Z	C1AZ 18125-K
C2AA 18077-A	C0AZ 18124-C	C1DD 18080-A	C1DZ 18125-G
C2OA 18077-M	C2OZ 18124-D	C1DD 18080-B	C1DZ 18125-E
C2OA 18077-N	C2OZ 18124-D	C1DD 18080-C	C1DZ 18125-F
C2OA 18077-R	C2OZ 18124-D	C1DD 18080-D	C1DZ 18125-F
C2OA 18077-S	C2OZ 18124-D	C1DD 18080-E	C1DZ 18125-G
C2OA 18077-T	C2OZ 18124-D	C1DD 18080-F	C1DZ 18125-E
		C1DD 18080-G	C1DZ 18125-F
C3AA 18077-AA	C0AZ 18124-C	C1SS 18080-E	C1SZ 18125-B
C3AA 18077-AC	C0AZ 18124-C	C1SS 18080-F	B7AZ 18125-B
C3AA 18077-AD	C0AZ 18124-C		
C3AA 18077-AE	C0AZ 18124-C	C2AA 18080-B	C4AZ 18125-D
C3AA 18077-AF	C0AZ 18124-C	C2OA 18080-G	C2OZ 18125-A
C3AA 18077-AG	C0AZ 18124-C	C2OA 18080-H	C8OZ 18125-A
C3AA 18077-AK	C0AZ 18124-C	C2OA 18080-J	C8OZ 18125-A
C3AA 18077-AL	C0AZ 18124-C	C2OA 18080-K	C8OZ 18125-A
C3AA 18077-AM	C0AZ 18124-C		
C3AA 18077-AN	C0AZ 18124-C	C2OA 18080-L	C2OZ 18125-A
C3AA 18077-N	C0AZ 18124-C	C2PF 18080-C	C3SZ 18124-F
C3AA 18077-V	C0AZ 18124-C	C2PF 18080-D	C1SZ 18124-F
C3AA 18077-Y	C0AZ 18124-C	C2RA 18080-AB	B9SZ 18125-C
		C2SA 18080-A	C2SZ 18125-B
C3AA 18077-Z	C0AZ 18124-C	C2SA 18080-B	C2SZ 18125-B
C3MA 18077-T	C0AZ 18124-C		
C3MA 18077-V	C0AZ 18124-C	C3AA 18080-AA	C0AZ 18125-D
C3OA 18077-C	C2OZ 18124-D	C3AA 18080-AB	C0AZ 18125-D
C3OA 18077-D	C4OZ 18124-C	C3AA 18080-AC	C0AZ 18125-D
C3OA 18077-E	C2OZ 18124-D	C3AA 18080-AD	C0AZ 18125-D
C3OA 18077-F	C2OZ 18124-D	C3AA 18080-AE	C0AZ 18125-D
C3OF 18077-A	C4OZ 18124-C	C3AA 18080-AF	C0AZ 18125-D
		C3AA 18080-AG	C0AZ 18125-D
C3SA 18077-E	C3SZ 18124-D	C3AA 18080-AH	C0AZ 18125-D
C3SA 18077-F	C3SZ 18124-D	C3AA 18080-K	C4AZ 18125-D
C3SA 18077-G	C3SZ 18124-D	C3AA 18080-Z	C0AZ 18125-D
C3SA 18077-H	C3SZ 18124-D		
		C3DA 18080-C	C1DZ 18125-G
C4AF 18077-E	C0AZ 18124-C	C3DA 18080-D	C1DZ 18125-G
C4AF 18077-F	C0AZ 18124-C	C3DA 18080-F	C1DZ 18125-G
C4AF 18077-G	C0AZ 18124-C	C3DA 18080-H	C1DZ 18125-G
C4AF 18077-H	C0AZ 18124-C	C3DA 18080-J	C4DZ 18125-B
C4MF 18077-B	C0AZ 18124-C		
C4OF 18077-A	C2OZ 18124-D	C3OA 18080-D	C8OZ 18125-A
C4SF 18077-A	C4SZ 18124-A	C3OA 18080-E	C1DZ 18125-G
C4SF 18077-B	C4SZ 18124-A	C3OA 18080-F	C1DZ 18125-G
		C3OA 18080-G	C1DZ 18125-G
B9S 18080-A	B9SZ 18125-C	C3OA 18080-J	C1DZ 18125-G
		C3OF 18080-A	C1DZ 18125-G
C0AA 18080-D	C0AZ 18125-D	C3OF 18080-B	C8OZ 18125-A
C0AA 18080-E	C0AZ 18125-D	C3SA 18080-A	C3SZ 18125-A
C0AA 18080-L	C0AZ 18125-D		
C0AA 18080-M	C0AZ 18125-D	C4AF 18080-A	C0AZ 18125-D
C0DD 18080-A	C1DZ 18125-G	C4AF 18080-B	C0AZ 18125-D
C0DD 18080-E	C1DZ 18125-G	C4AF 18080-C	C0AZ 18125-D
C0DD 18080-G	C1DZ 18125-G	C4AF 18080-D	C0AZ 18125-D
C0SS 18080-A	B9SZ 18125-C	C4AF 18080-E	C0AZ 18125-D
		C4AF 18080-F	C0AZ 18125-D
C1AA 18080-C	C1AZ 18125-J	C4AF 18080-G	C0AZ 18125-D
C1AA 18080-D	C1AZ 18125-J	C4AF 18080-H	C0AZ 18125-D
C1AA 18080-E	C1AZ 18125-H	C4AF 18080-I	C0AZ 18125-D
C1AA 18080-F	C1AZ 18125-H	C4AF 18080-J	C0AZ 18125-D
C1AA 18080-K	C4AZ 18125-D	C4AF 18080-K	C4AZ 18125-D

18124-5 SHOCK ABSORBER IDENTIFICATION CHART - continued

IDENTIFICATION	SERVICE KIT NUMBER	IDENTIFICATION	SERVICE KIT NUMBER
C4DF 18080-A	C1DZ 18125-G	C1AA 18097-J	C1AZ 18125-K
C4DF 18080-B	C4DZ 18125-B	C1AA 18097-K	C1AZ 18125-F
C4DF 18080-C	C1DZ 18125-G		
C4DF 18080-D	C4DZ 18125-B	C2AA 18097-A	C1AZ 18125-F
C4DF 18080-E	C1DZ 18125-G	C2AA 18097-B	C4AZ 18125-D
C4DF 18080-F	C1DZ 18125-G		
		C3AA 18097-E	C4AZ 18125-D
C4OF 18080-A	C1DZ 18125-G	C3AA 18097-K	C1AZ 18125-F
C4SF 18080-A	C4SZ 18125-A	C3AA 18097-L	C0AZ 18125-D
		C3AA 18097-M	C0AZ 18125-D
C2PF 18A092-A	B9AZ 18125-A	C3AA 18097-N	C0AZ 18125-D
C2PF 18A092-B	B9AZ 18125-E	C3AA 18097-R	C0AZ 18125-D
C2PF 18A092-F	B9SZ 18125-A		
C2PF 18A092-G	B2AZ 18125-B	C3MF 18097-E	C4AZ 18125-D
		C3OA 18097-A	C3OZ 18125-E
C0AA 18097-D	C0AZ 18125-D		
C0AA 18097-E	C0AZ 18125-D	C4AF 18097-A	C0AZ 18125-D
C0AA 18097-L	C0AZ 18125-D	C4AF 18097-B	C0AZ 18125-D
		C4AF 18097-C	C0AZ 18125-D
C1AA 18097-B	C1AZ 18125-H	C4AF 18097-D	C0AZ 18125-D
C1AA 18097-C	C1AZ 18125-J	C4AF 18097-E	C4AZ 18125-D
C1AA 18097-E	C4AZ 18125-D		
C1AA 18097-F	C0AZ 18125-D	C4SF 18097-A	C4SZ 18125-A
C1AA 18097-G	C1AZ 18125-H		
C1AA 18097-H	C1AZ 18125-J	3828781	C4SZ 18125-B

YEAR	MODEL	DESCRIPTION	QTY.	PART NUMBER
18124 KIT - FRONT SHOCK ABSORBER				
- A -				
61/62	A(71)	Regular	2	C1AZ 18124-H
63/64	A	Autolite Auto-Flex	2	C0AZ 18124-C (AB-40)
60	A(except Air Suspension)		2	
60	A(71)		2	
60	A(Taxi)		2	
61/62	A		2	
61/62	A (8 cyl. 390-Special 4/B carb.)		2	
60/64	A	Autolite Auto-Flex XD	2	B7AZ 18124-A (AX-1)
- B -				
63/	B(except 71)	Regular	2	C4OZ 18124-C
64/	B(71)	Autolite Auto-Flex	2	C2OZ 18124-D (AB-64)
62/	B		2	
63/	B(8 cyl. 289)-with 4/B carb.		2	
- S -				
61	S		2	C1SZ 18124-C
62	S		2	C2SZ 18124-B
63	S		2	C3SZ 18124-D
64/	S		2	C4SZ 18124-A
60	S	Autolite Auto-Flex XD	2	B7AZ 18124-A (AX-1)
61/62	S	Autolite Auto-Flex XD	2	C1SZ 18124-E (AX-49)
63	S	Autolite Auto-Flex XD	2	C3SZ 18124-E (AX-62)
64/	S	Autolite Auto-Flex XD	2	C4SZ 18124-B (AX-81)
- X -				
64/	X(59, 66, 71)	Heavy Duty	2	C8OZ 18124-B
60/	X	Autolite Auto-Flex	2	C1DZ 18124-E (AB-16)
60/	X	Autolite Auto-Flex XD	2	C0DZ 18124-A (AX-31)
60	X(66)	Autolite Auto-Flex XD	2	B7AZ 18124-A (AX-1)

FORD CAR PARTS

SECTION 180

871

YEAR	MODEL	DESCRIPTION	QTY.	PART NUMBER
18124 KIT - FRONT SHOCK ABSORBER - continued				
60 /	A	Nut-(absorber to front suspension lower arms)-5/16"-24 tee-2 boss side	4	*34552-S
60 /	A	Bolt (absorber & bushing to front suspension lower arm plate)-5/16"-24 x 1	4	20387-S8(B157)
60	S	Bolt (absorber to front suspension lower R. H. & L. H. arm bushing & joint assy.)	4	
63 /	S	Nut-1/2"-20	2	34449-S7(M85)
60	S	Nut (absorber to under body assembly)-3/8"-24	4	359195-S(MM294)
63 /	S	Bolt (absorber to bracket)-1/2"-20 x 2 3/8"	2	351759-S8(BB256)
62 /	B	Bolt (absorber to front suspension upper arm shaft and joint)-3/8"-24 x 1.25" swage	4	376325-S8 (BB390C)
63	X	Nut (absorber to front suspension upper arm shaft and joint)-5/16"-24	4	34443-S7(M79)
60 /	A	Nut & washer (absorber to frame)-3/8"-24"	2	34664-S(M108)
60 /	S	Nut & washer (absorber to under body)	2	
60 /	B, X	Nut & washer (absorber to upper bracket)	2	
63 /	X	Nut (absorber to front suspension upper arm spring seat)	2	
60 /	X	Nut & washer (absorber to upper arm spring seat and bushing assembly)-5/16"-24	4	33923-S7(M32)
60	S	Lockwasher-5/16"	4	*34941-S7
60 /	X	Washer-5/16" flat	4	44725-S8(X22)
62	B	Stud (shock absorber to lower suspension arm)-3/8"-24 x 1 1/4" Swage	4	376325-S8 (BB390C)
62 /	B	Nut-3/8"-24	4	33800-S8(M63)
62 /	B	Lockwasher-3/8"	4	34807-S8(X66)

18125 KIT - REAR SHOCK ABSORBER

- A -

61/62	A(71)	Regular	2	C1AZ 18125-J
64	A(except 71)	Regular	2	C4AZ 18125-A
61/62	A(except 71)	Heavy Duty	2	C1AZ 18125-H
61	A (8 cyl. 390)-Special 4/B carb.		2	
61/62	A(71)	Heavy Duty	2	C1AZ 18125-K
61/64	A(P/C-except 71)	Heavy Duty	2	C4AZ 18125-D
60/64	A	Load Leveler	1	C1AZ 18125-F
60/64	A	Autolite Auto-Flex	2	C0AZ 18125-D
60	A(Taxi)		2	(AB-3)
60/61	A(P/C)		2	
60/62	A(except 71)	Autolite Auto-Flex XD	2	B9AZ 18125-C (AX-10)
60/62	A(71)	Autolite Auto-Flex XD	2	C0AZ 18125-C
63/64	A		2	(AX-33)
60/64	A	Autolite Superflex	2	B9AZ 18125-D (AA-100)

- B -

62/64	B(except 71)	Regular	2	C8OZ 18125-A
62	B	Heavy Duty	2	C2OZ 18125-A
63 /	B(71)	Load Leveler	1	C3OZ 18125-E
62 /	B	Autolite Auto-Flex	2	C1DZ 18125-G (AB-21)
62 /	B	Autolite Auto-Flex XD	2	C2OZ 18125-B (AX-47)
62 /	B	Autolite Superflex	2	B9AZ 18125-E (AA-101)

- S -

61	S(63A)		2	C1SZ 18125-B
61	S(76A)	"Before 6/1/61"	2	
62	S		2	C2SZ 18125-B
63	S		2	C3SZ 18125-A
64	S-with trailer hitch		2	C4SZ 18125-B

YEAR	MODEL	DESCRIPTION	QTY.	PART NUMBER
18125 KIT - REAR SHOCK ABSORBER - continued				
- S -				
60	S	Autolite Auto-Flex	2	B9SZ 18125-C (AB-7)
61/63	S	"From 6/1/61" Autolite Auto-Flex	2	B7AZ 18125-B (AB-5)
64/	S	Auto-Flex-with trailer hitch	2	C4SZ 18125-A (AB-91)
60	S	Autolite Auto-Flex XD	2	B9SZ 18125-B (AX-25)
61/63	S	Autolite Auto-Flex XD	2	B7AZ 18125-A (AX-11)
64/	S	Autolite Auto-Flex XD	2	C4SZ 18125-C (AX-78)
60	S	Autolite Superflex	1	B9SZ 18125-A
60	S	Autolite Superflex	2	B9SZ 18125-D (AA-105)
61/63	S	Autolite Superflex	2	B2AZ 18125-B (AA-106)
64/	S	Autolite Superflex	2	C4SZ 18125-E (AA-141)
- X -				
61/62	X(59, 66, 71, 78)	Regular	2	C1DZ 18125-F
60/	X	Autolite Auto-Flex	2	C1DZ 18125-G (AB-21)
60/63	X	Autolite Auto-Flex XD	2	C0DZ 18125-A (AX-44)
64/	X	Autolite Auto-Flex XD	2	C4DZ 18125-D (AX-76)
60/63	X(66)	Autolite Superflex	2	B9AZ 18125-D (AA-100)
60/	X	Autolite Superflex	2	B9AZ 18125-E (AA-101)
60	A	Nut (absorber to mounting stud or frame)	2or4	34449-S7-8(M85)
		Locknut-1/2"-20		34374-S7(M103)
60/	A	Nut & washer (absorber to rear spring "U" bolt plate or frame)-3/8"-24	2or4	34664-S(M108)
60/	B, S, X	Nut & washer (absorber to rear spring "U" bolt plate or under body)	2or4	
61/	S	Nut & washer (absorber to upper bracket)	2	
60/	A	Washer-1/2"-flat	2	44735-S8(X32)
18178 BRACKET - REAR SHOCK ABSORBER STUD				
61/63	S	R. H. & L. H. -upper	2	C1SS 18178-A
64/	S	R. H. & L. H. -upper	2	C4SZ 18178-A
61/63	S	Bolt (bracket to under body)-3/8"-16 x 1"	4 or 8	358672-S8(BB403)
61/63	S	Lockwasher-3/8"	4 or 8	34807-S8(X66)
64/	S	Bolt (bracket to under body)-3/8"-16 x 1 1/8"	4 or 8	372158-S2(BB572F)
18183 HOUSING - FRONT SHOCK ABSORBER INSULATOR				
64/	S	R. H. & L. H.	2	C4SZ 18183-A
		Bolt (housing, bracket and shim to under body)- 3/8"-16 x 1 1/4"	6	378026-S2 (BB390K)
		Lockwasher-3/8"	6	34807-S8(X66)
		Nut-3/8"-16	6	33799-S7(M52)
18183-4 BRACKET - FRONT SHOCK ABSORBER MOUNTING - Also refer to Group 18A035				
63/	S	R. H. & L. H. -lower	2	C3SZ 18183-A
63	S	R. H. -upper body -Not replaced (3-69)	1	★C3SZ 18183-B
		L. H.	1	C3SZ 18184-B
64/	S	R. H. -upper body	1	C4SZ 18183-B
64	S	L. H. -upper body	1	C4SZ 18184-A

FORD CAR PARTS

SECTION 180

873

YEAR	MODEL	DESCRIPTION	QTY.	PART NUMBER		
18183-4 BRACKET - FRONT SHOCK ABSORBER MOUNTING - continued - Also refer to Group 18A035						
63/64		Nut (bracket to front suspension arm and joint assembly)-3/8"-24"	6	33880-S8(M22)		
		Lockwasher-3/8"	6	34847-S8(X74)		
		Bolt (bracket to front suspension upper arm)-3/8"-16 x 1 1/4"	6	378026-S2 (BB390K)		
		Nut -3/8"-16	6	33799-S7(M52)		
		Lockwasher-3/8"	6	34847-S8(X74)		
		Bolt (upper absorber to upper body)-3/8"-16 x .88" carriage	6	378535-S2 (BB647H)		
18193 STUD - REAR SHOCK ABSORBER MOUNTING						
64/	S	Lower-1/2"-20 x 5/8"-18 x 3.94" long	2	C4SZ 18193-A		
18196 STUD - REAR SHOCK ABSORBER MOUNTING						
60/64	A	Upper	2	C0AA 18196-A		
		Nut (stud to cross member)-1/2"-20	2	34449-S7(M85)		
64	A	Upper-must be used with heavy duty shock absorbers on units built from 10/1/63	2	C3MY 18196-A		
18198 BUSHING - SHOCK ABSORBER MOUNTING						
61/62	S		4	C1SS 18198-C		
18198 BUSHING REPAIR KIT - SHOCK ABSORBER MOUNTING						
61/62	S	Front	2	C1SZ 18198-B		
Consists of						
	1-C1SS 18031-A	Seat	1-C1SS 18171-A	Washer	2-C1SS 18198-D	Insulator
	1-C1SS 18041-A	Washer	1-C1SS 18171-C	Washer	1-34664-S8	Nut & washer
	1-C1SS 18041-C	Washer	2-C1SS 18198-C	Insulator-lower	1-374460-S7	Nut
60	A	Front	2	★C2RZ 18198-B		
60	S	Front	2			
Consists of						
	2-C2RA 18198-A	Insulator	2-C2RA 18041-A	Washer	1-376797-S8	Nut
	2-8M 18031	Seat	1-33800-S8	Nut		
60/	A	Front - Replaced by C8OZ 18198-C (3-69)	1	★C1SZ 18198-C		
60/	A	Rear	2			
64/	B	Front	1			
62/	B	Rear	2			
60/	S	Front	1			
60/	S	Rear	2or3			
60/	X	Front	1			
60/	X	Rear	2			
Consists of						
	2-C1SS 18041-A	Washer	4-I-500939	Insulator	2-C1SS 18171-A	Washer
	2-34664-S8	Nut & washer				
62/63	B	Front	2	C2OZ 18198-A		
Consists of						
	2-I-500939	Insulator	1-C1SS 18041-A	Washer	1-C1SS 18171-A	Washer
	2-34782-S7	Lockwasher	2-33800-S8	1 Nut	1-34664-S8	Nut & washer
			2-376325-S8	1 Bolt		
63	S	Front	2	C3SZ 18198-A		
Consists of						
	1-C1SS 18031-A	Seat	2-C3SA 18198-B	Insulator	1-34449-S8	Nut
	1-C3SA 18041-A	Washer	1-34664-S8	Nut & washer	1-304880-S8	Bolt
64/	S	Front	2	C4SZ 18198-C		
Consists of						
	1-C4SA 18A116-C	Insulator	1-34420-S8	Nut & washer	1-304880-S8	Bolt
			1-34449-S8	Nut		
60	S	Rear	2	★C2RZ 18198-E		
Consists of						
	4-C2RA 18041-A	Washer	2-33800-S8	Nut	2-376797-S8	Nut
	4-C2RA 18198-A	Insulator				

YEAR	MODEL	DESCRIPTION	QTY.	PART NUMBER
18198 BUSHING REPAIR KIT - SHOCK ABSORBER MOUNTING - continued				
60/61	X(58, 64)	Front - Not re placed	2	★C2RZ 18198-H
60/61	X(59, 66, 71, 78)	Front	2	
Consists of				
	4-CODD 18A018-A	Insulator 2-C0AA 18198-A	Insulator 2-351370-S	Washer
	1-C1SS 18041-A	Washer(outer) 2-34662-S8	Nut	
	1-C1SS 18171-A	Washer(inner) 1-34664-S	Nut	
60/61	X(58, 64)	Rear	2	C2RZ 18198-G
60/61	X(59, 66, 71, 78)	Rear	2	
Consists of				
	2-C1SS 18041-A	Washer(outer) 4-C0AA 18198-A	Insulator 2-34664-S	Nut
	2-C1SS 18171-A	Washer(inner)		
18216 TUBE - CARBURETOR TO GOVERNOR - Cut required				
60/	A(6 & 8 cyl.)	Screw (tube length from 8C 2289-B Tubing to governor to carburetor) - 3/8" - 24 x .55" compression sleeve type	2	351112-S(MM109)
18233 BRACKET and WIRE ASSY. - GLOVE COMPARTMENT LAMP				
64,	X		1	FEW 18233-A
18B257 GUIDE - HEATER REGULATOR CONTROL LEVER				
63/64	A	Nylon	2	C4SZ 18B257-A
64,	S		2	
18B259 DUCT ASSY. - HEATER AIR INLET				
61/63	S	Also used with air conditioner	1	C1SF 18B259-A
64,	S-with integral A/C		1	C4SZ 18B259-A
64,	S-with integral A/C	Screw (duct to inner cowl panel)-No.10-12 x 5/8"	4	42134-S8(U249)
18263 LENS - GLOVE COMPARTMENT LAMP				
64,	X		1	FEW 18263-A
18B279 PLATE ASSY. - HEATER CORE CASE				
61/	S-with A/C	Front cover	1	C4SZ 18B279-A
18B306 DOOR and MOUNTING PLATE ASSY. - HEATER AIR INLET				
64,	S		1	C4SZ 18B306-A
18B312 PLATE ASSY. - HEATER CONTROL TRIM				
61/62	S	Aluminum	1	C1SF 18B312-A280
63	S(except 63B)		1	
63	S(63B)		1	C3SZ 18B312-A
18A318 MOTOR ASSY. - AIR CONDITIONER and HEATER CONTROL				
- A -				
60/62	A (8 cyl.)-with integral A/C	Arm length 4 11/16"-flat end-(universal type)-cut arm to required length	1	C0AF 18A318-B
- S -				
61/	S	Heater core-for A/C or heater	1	C0AF 18A318-B
61/	S	L. H. -vent damper door	1	
61/	S-with integral A/C	R. H. -vent damper door-arm length 2 15/16" long	1	C1SF 18A318-D
61/63	S-with integral A/C	Register door-arm length 4 13/16" long-bent end	1	C1SF 18A318-E
61/	S-with integral A/C	Arm length-4.01" long-use C0AF 18A318-B	1	★
61/	S-with integral A/C	Arm length-2.44" long-use C0AF 18A318-B	1	★
61/	S-with integral A/C	Arm length-2.66" long-use C0AF 18A318-B	1	★
62	S-with integral A/C	Arm length-2.62" long-use C0AF 18A318-B	1	★
64/	S-with integral A/C	Arm length-3.00" long-use C0AF 18A318-B	1	★
64/	S-with integral A/C	Arm length-3.78" long-use C0AF 18A318-B	1	★
61/62	S-with integral A/C	Nut (motor arm to heater air inlet or outlet door shaft)-.18" spring	1or2	350841-S (MM263C)
61/63	S-with integral A/C	Flat washer-No.9	1	44711-S8(X12)
60/62	A (8 cyl.)	Nut (motor to plenum chamber cover)-No. 10-24	2	34053-S8(M156)
61/63	S-with integral A/C	Nut (motor to L. H. heater mounting bracket)	2	
		Lock washer-No. 10	2	34803-S7(X60)
60/62	A (8 cyl.)	Nut (motor to air inlet or outlet door shaft)-	1	372927-S2
63/	S-with integral A/C	3/16" spring	1	(MM260)

FORD CAR PARTS

SECTION 184

875

YEAR	MODEL	DESCRIPTION	QTY.	PART NUMBER
18A318 MOTOR ASSY. - AIR CONDITIONER HEATER CONTROL - continued				
63/	S-with integral A/C	Flat washer-No. 10	1	44713-S8(X13)
63	S-with integral A/C	Bolt (motor to L. H. heater mounting brkt.)- No. 10-24 x 1/2"-carriage	2	*353563-S8
62/63	S-with integral A/C	Screw & washer (motor to evaporator case to connector panel)-No. 10-24 x 3/8"	2	*40515-S8
62/	S-with integral A/C	Lockwasher-No. 10	2	34903-S8 (X96)
61/	S-with integral A/C	Nut (motor to heater core case)-No. 10-32	2	34079-S7(M163)
61/	S-with integral A/C	Screw (motor to heater air outlet L. H. door control motor mounting brkt.)-No. 8-32 x 3/8"	2or4	378361-S2(UU43D)
61/	S-with integral A/C	Screw (motor to heater air outlet R. H. door control motor mounting brkt.)-No. 10-12 x 1/2"	2	42127-S8(U248C)
61	S-with integral A/C	Screw (motor and evaporator case to connector panel)-No. 10-16 x 3/8"	2	42120-S8(U248)
18333 SAFETY LOCK - REAR DOOR - Refer to Body Group 21850				
18A346 CASE - HEATER CORE				
64/	S		1	C4SZ 18A346-A
18B357 VALVE ASSY. - HEATER VACUUM CONTROL - Also refer to Group 19980				
61/63	S	Also used with integral A/C	1	C1SS 18B357-A
		Screw & washer (valve to heater control mounting bracket)-No. 10-32 x 3/8"	1	42802-S8(U33)
18A358 HOSE - HEATER and AIR CONDITIONER CONTROL MOTOR VACUUM SUPPLY - Cut as required from 17543 Hose				
18B402 TUBE ASSY. - HEATER - HOT WATER - Not supplied - Improvise from 8QH 2269-C tubing				
18B416 DEFLECTOR - HEATER AIR OUTLET - LEFT HAND DOOR				
62/	S-with integral A/C		1	C5SZ 18B416-A
18455 HEATER and DEFROSTER KIT				
63	B		1	+C3OZ 18455-A
64/	X		1	+C4DZ 18455-A
18A465 COVER - HEATER TEMPERATURE REGULATOR CONTROL OPENING				
60/63	X	Required when vehicle is not equipped w/heater- for defroster, temperature and heater switch control openings	3	C0DF 18A465-B
		Nut-3/16"-flat spring	3	45052-S7(M119)
18471 CHAMBER ASSY. - HEATER AIR PLENUM - Also refer to Group 18A484				
60/	X		1	C3DZ 18471-A
60	S	Screw (chamber to heater)-No. 8-18 x 3/8"	4	42119-S8(U246)
60/	X		4	
60/61	A	Screw (chamber to heater)-No. 10-12 x 5/8"	4	42014-S8(U240)
18472 HOSE - HEATER WATER				
60/	All	5/8" I.D. x 100 feet-red stripe	AR	C7AZ 18472-A
		9/16" I. D. x 100 feet	AR	APA 18472-A
		3/4" I. D. x 100 feet	AR	FFC 18472-L
		3/4" I. D. x 100 feet	AR	C0AZ 18472-A
61/63	S	Clamp (hose attaching)-5/8" to 1 1/4"	2	B7A 8287-A
62	X	Adjustable band	AR	
61/62	A, S, X	Clamp (hose attaching)-61/64" dia. spring wire	AR	97333-S35 (E8)
62	X(6 cyl.)-with A/C	Elbow (hose to engine)-3/8"-45°	1	353476-S10Q(II173)
61/63	S	Nipple (hose to engine)-3/4"	1	374135-S8 (II-191AE)
18A475 COVER - HEATER MOTOR DASH PANEL OPENING				
62/64	A		1	C2MY 18A475-A
62/	B		1	C2YY 18A475-A
62/64	A	Screw (cover to dash panel)-No. 10-12 x 1/2"	5	42127-S8(U248C)
62/	B		4	

† Complete kit for installation except C7AZ 18472-A hose. Order as required

YEAR	MODEL	DESCRIPTION	QTY.	PART NUMBER
18476 CORE ASSY. - HEATER				
- A -				
60/62	A-with heater		1	C0AF 18476-B
60/61	A-with heater		1	CI AF 18476-A
60/62	A (8 cyl.) -with integral A/C		1	C0AF 18476-C
62	A-with heater		1	C2AZ 18476-A
63/64	A-with heater		1	C3AZ 18476-A
- B -				
62	B-with heater		1	C2AZ 18476-A
63/	B-with heater		1	C3AZ 18476-A
- S -				
60	S-with heater		1	B7A 18476-A
61/63	S-with heater or integral A/C		1	C2SZ 18476-B
64/	S-with integral A/C		1	C4SZ 18476-A
64/	S-with heater	Includes 18B689 retainers	1	C4SZ 18476-B
- X -				
60/	X	2.00" thick	1	C5DZ 18476-A
60	S	Screw (core to case & bolt assy.)-No. 10-16 x 3/8"	3	42000-S8(U238)
60	A-with fresh air heater	Screw (core to housing)-No. 10-12 x 1/2"	4	42127-S8(U248C)
		Screw (core to case)-No. 10-12 x 1 1/4"	4	*52759-S8
64/	S-with integral A/C	Screw (core to case)-No. 10-12 x 1/2"	4	42127-S8(U248-C)
18A484 CASE ASSY. - PLENUM CHAMBER - Also refer to Group 18471				
62/64	A(except "XL500")		1	C3AZ 18A484-A
62/64	A("XL500")	Paint to match	1	C3AZ 18A484-B
62	B		1	C2YY 18A484-A
63/	B		1	C3OZ 18A484-A
64/	S		1	C4SZ 18A484-A
18490-1 NOZZLE - WINDSHIELD DEFROSTER HOSE - Also refer to Groups 18A619-20 or 18A556				
- A -				
63/64	A	R. H.	1	C3AZ 18490-A
		L. H.	1	C3AZ 18491-A
- B -				
62	B	L. H.	1	C2OZ 18491-A
62/	B	R. H.	1	C3OZ 18490-A
63/	B	L. H.	1	C3OZ 18491-A
- S -				
64/	S	R. H.	1	C4SZ 18490-A
		L. H.	1	C4SZ 18491-A
- X -				
60/63	X		2	C0DF 18490-A
64/	X	When using for R. H. side-cut 4" from connector end	2	C4DZ 18491-A
60/62	A	Screw (nozzle to cowl top inner panel)- 1/4"-14 x 5/8"	4	*31560-S8
63/64	A	Screw (nozzle to cowl top inner panel)- No. 8-15 x 1"	4	53060-S13(U283)
60	A-with A/C	Nut (nozzle to instrument panel)-No. 10-24	4	34053-S8(M156)
		Lockwasher-No. 10	4	34903-S8(X96)
62/	B	Screw (nozzle to instrument panel)- No. 12-11 x 5/8"	4	42135-S8(U253)
63/	B	Clip (nozzle to heater)	2	C1AZ 5929100-A
60/	X	Clip (nozzle to instrument panel)	2or4	372850-S32(GG188)
60	S(except integral A/C)	Screw (nozzle to cowl top)-No. 10-12 x 1/2"	4	42127-S8(U248C)
60	S-with integral A/C	Screw (nozzle to cowl top)-No. 8-15 x 1/2"	4	381654-S36(UU52X)
18495 VALVE ASSY. - HEATER WATER CONTROL				
- A -				
60/61	A	Used with recirculating heater	1	C0AF 18495-A
62	A	Used with recirculating heater	1	C2AZ 18495-A
- S -				
60	S	Includes (1) B7A 19460-A seal - Also refer to B7A 18502-B valve	1	B7A 18495-A
64/	S-with integral A/C		1	C5SZ 18495-A
60/	A (8 cyl.)	Elbow (valve to cyl. hd.)-3/8"-18-45°	1	353476-S100 (II-173)

YEAR	MODEL	DESCRIPTION	QTY.	PART NUMBER
18A499 GRILLE - AIR CONDITIONER VENT AIR OUTLET				
60/61	A	Used with fresh air heater	1	C0AF 18A499-A
62/64	A	Used with fresh air heater	1	C2OA 18A499-A
62/	B		1	
60/61	A	Screw (grille to heater housing)-No. 10-14 x 5/8"	3	42014-S8(U240)
		Lockwasher-No. 10	3	34803-S7(X60)
		Screw (grille to heater housing)-No. 10-12 x 1/2"	3	42127-S8(U248C)
18502 VALVE - HEATER TEMPERATURE REGULATOR				
60/61	A-with heater		1	C0AF 18502-D
60/62	A-with integral A/C		1	
60	S	Includes seal	1	B7A 18502-A
60	S	With 30.5" coiled copper tubing	1	B7A 18502-B
61/63	S	Also used with integral A/C	1	C2SZ 18502-A
64/	S-with integral A/C	Vacuum operated	1	C5SZ 18502-A
60	A	Screw (valve to heater housing)-No. 10-12 x 5/8"	2or3	42134-S8(U249)
61/63	S	Nut (valve and seal to core)-No. 10-32	2or3	34079-S7(M163)
61/63	S	Lockwasher-No. 10	2or3	34903-S7(X96)
64	S-with integral A/C	Screw (valve to evaporator case)-No. 10-12 x 5/8"	2	42134-S8(U249)
18504 FAN ASSY. - HEATER BLOWER - Also Refer to Group 18527				
60/62	A, B	Used with fresh air heater	1	C0AF 18504-C
60/63	S	Used with heater or integral A/C	1or2	
63/64	A	Used with fresh air heater	1	C3AZ 18504-A
63/	B		1	
64/	S		1	C4SZ 18504-A
		Screw (blower wheel to motor)-1/4"-28	1	355312-S34(UU36)
18508 CASE ASSY. - HEATER CORE				
61/63	S-with integral A/C		1	C1SF 18508-B
61/63	S-with integral A/C	Nut (case to evaporator)-1/4"-28	4	33796-S7(M61)
		Lockwasher-1/4"	4	34905-S7(X97)
18A508 NUT - SPEED CONTROL BEZEL MOUNTING				
64	A-with speed control		1	C1VF 18A508-A
		Washer-5/8" flat-used as spacer between nut and actuator bezel		376529-S(XX221D)
18513 KNOB ASSY. - HEATER BLOWER SWITCH - Also refer to Groups 17513, 18519				
60/62	A (except 65B, 76B)	Fresh air heater or integral A/C	1	C0AF 18513-A
62	A (65B, 76B)	Fresh air heater or integral A/C	1	C2MY 18513-A
63	A	Fresh air heater	1	C3AZ 18513-A
62/63	B	Fresh air heater	1	C2OZ 18513-A
64/	B		1	C4OZ 18513-A
61/63	S	Also used with integral A/C	1or2	C1SF 18513-A
64/	X		1	C4DZ 18513-A
60	S	Clip (knob to switch)	1	359494-S(GG77)
60/63	A, B	Screw(knob to switch)-No. 8-32 x 1/4" set	1	375504-S8(UU28A)
61/63	S		1or2	
64/	X		1	
18518 CONTROL ASSY. - HEATER TEMPERATURE - Also refer to Group 19988, 18552				
- A -				
61	A-with A/C	36.37" long-use B8C 18518-A	1	★
61/62	A-with integral A/C	65.00" long-cut to 20.25"	1	B8C 18518-A
60	A	Use as heater temperature control-also used with air conditioner	1	
60/61	A(except A/C)	Use as defroster control for heater	1	
63	A	Use as heater air control-cut to 27.25" long	1	
62/64	A	29.00" long-use B8C 18518-A	1	★
- B -				
62/	B	18.50" long-use B8C 18518-A	1	★
- S -				
60	S	27.12" long-use B8C 18518-A	1	★
60	S	28.87" long-use B8C 18518-A	1	★
60	S-with integral A/C	34.50" long-use B8C 18518-A	1	★
61	S-except integral A/C	51.62" long-use B8C 18518-A	1	★
63	S		1	

YEAR	MODEL	DESCRIPTION	QTY.	PART NUMBER
18518 CONTROL ASSY. - HEATER TEMPERATURE - continued - Also refer to Groups 18552, 19988				
- S -				
60	S	37.0" long-use with heater air or integral A/C temperature or defroster control	1	B8C 18518-A
61/	S-with integral A/C	65.00" long-cut to required size	1	
61	S-with integral A/C	63.15" long-use B8C 18518-A	1	★
62/63	S-with integral A/C	59.15" long-use B8C 18518-A	1	★
64/	S	24.00" long-use B8C 18518-A	1	★
- X -				
60/63	X		1	C2DZ 18518-A
64	X	"Before 12/30/63"	1	★
64/	X	"From 12/30/63"	1	★
60/	A	Screw (control to heater or air conditioner operating control panel)-No. 10-12 x 1/2"	1 or 2	42127-S8(U248C)
60/62	A	Screw (clip & control to regulator valve & defroster outlet)	1	
60/62	S	Clip & control to heater control panel	1	
		Clip-attaches control to heater control panel, air conditioner control panel, temperature regulator valve or heater plenum chamber	AR	378897-S7 (GG162A)
60	A	Screw (control to heater core and valve)-	1	
60/	A, B	Screw (control to heater case)	AR	
60/	A(8 cyl.)-with integral or hang-on A/C	Clip (control to evaporator case)	1	359548-S100(GG144)
60	S-with heater	Nut (control to heater control panel)-. 18" diam.	1	350841-S(MM263C)
		Screw(control to defroster outlet)-No.10-32 x 3/8"	1	★32917-S7
60	S-with integral A/C	Screw (control to control panel)-No. 10-12 x 1/2"	1	42127-S8 (U248C)
60	S-with heater	Screw (control to heater case)	1	
60	S-with heater	Nut (control to control panel)-. 18" spring	1	350841-S(MM263C)
60/	S	Clip (control to heater case or integral A/C control panel)	1 or 2	378897-S7 (GG162A)
		Clip(control to defroster outlet, control panel or plenum chamber)	AR	
61/	S	Nut (control to control panel)-3/16" spring	1	372927-S2(MM260)
60/	A, B	Nut (control to heater case)	1	
62/63	S-with integral A/C	Clip (retains control cables to evaporator)	1	353547-S2(GG173)
60/	X	Screw (temperature & defroster controls and heater switch to heater)-No. 10-12 x 3/8"	1	★42067-S2
60	S-with integral A/C	Screw (control to control panel)	3	
60/	X	Washer-flat-7/16"	1	
60/	X	Nut-7/16"-20	3	44730-S8 (X26) 34690-S8(M34)
18519 KNOB - CONTROL - Also refer to Groups 17513, 18513, 19A962, 19A966				
- A -				
60/61	A	Fresh air heater or integral A/C	2	C1AF 18519-A
62	A (except 65B, 76B)	Used with fresh air heater or integral A/C	2	C2AZ 18519-A
62/63	A (65B, 76B)	Fresh air heater or integral A/C	2	C2MY 18519-A
63	A	Used with fresh air heater	2	C3AZ 18519-A
64	A	Heater regulator, temperature & blower	3	C4AZ 18519-A
- B -				
62/	B	Used with fresh air heater	2	C4OZ 18519-A
- S -				
60	S	Fresh air heater or integral A/C	2	B9A 18519-B
61/63	S	Fresh air heater or integral A/C	1 or 2	C1SF 18519-A
64/	S	(2) for heater or integral A/C control panel, (1) for air ventilator control	1 or 3	C4SZ 18519-A
- X -				
64/	X	Temperature	1	C5DZ 18519-A
64/	X	Heater	1	C5DZ 18519-B
64/	X	Defroster	1	C5DZ 18519-C

FORD CAR PARTS

SECTION 184

879

YEAR	MODEL	DESCRIPTION	QTY.	PART NUMBER				
18519 KNOB - CONTROL - continued - Also refer to Groups 17513, 18513, 19A962 & 19A966								
60	A	Clip (knob to temperature or air regulator lever)	1 or 2	359494-S(GG77)				
60	S	Used with heater or integral A/C	1 or 2					
60/	A, B	Screw (knob to control) -No. 8-32 x 1/4" set	2	375504-S8(UU28A)				
61/	S		2					
64/	X		3					
18527 MOTOR ASSY. - HEATER BLOWER - Also refer to Group 19805								
		HEATER TYPE	DESCRIPTION					
			VOLTAGE	SHAFT DIAM.	ROTATION			
60/61	A	"Before 5/1/61"	Recirculating	12 volt	1/4"	C/CW	1	B6A 18527-B (MM-144)
60/61	A		Fresh air-used w/COAF 18504-C fan only	12 volt	5/16"	CW	1	COAF 18527-D (MM-145)
61/62	A	"From 5/1/61"	Recirculating	12 volt	5/16"	C/CW	1	*C2AZ 18527-A (MM-134)
62/64	A		Fresh air	12 volt	5/16"	CW	1	C2OZ 18527-A
62/	B						1	
62/64	A		Motor & wheel assy.	12 volt	Balanced assy.		1	C2OZ 18527-B (MM-241)
62/	B		Heater blower				1	COAZ 18527-D (MM-247)
60/61	A		Fresh air	12 volt	5/16"	CW	1	B8E 18527-B (MM-136)
61/62	S						1	
61/63	S			12 volt	5/16"	CW	1	C1SZ 18527-A (MM-138)
64/	S			12 volt	1/4"	C/W	1	C4SZ 18527-A (MM-133)
60/	X		Motor & wheel assy.	12 volt	Balanced assy.		1	COZD 18527-A (MM-240)
YEAR	MODEL	DESCRIPTION		QTY.	PART NUMBER			
60/	A, B, S, X	Nut (motor to blower)-No. 10-32		2	34079-S7(M163)			
		Lockwasher-No. 10		2	34903-S8(X96)			
		Flatwasher-No. 10		2	44713-S8(X13)			
60	S	Screw (motor ground wire to dash panel)- No. 10-12 x 1/2"			42127-S8(U248C)			
60	S	Lockwasher-No. 10		2	34939-S8(X86)			
18531 BRACKET ASSY. - HEATER CONTROL MOUNTING - Also refer to Groups 18532, 18A535, 19980 & 19A884								
63/64	A -with heater			1	C3AZ 18531-A			
64/	S	Used with heater or integral A/C		1	C4SZ 18531-B			
64/	X	Used with fresh air heater		1	C4DZ 18531-A			
62/	A	Nut (bracket & heater switch to control lamp retainer)-No. 10-24		2	34053-S8(M156)			
		Lockwasher-No. 10		2	34903-S8(X96)			
61/	S	Screw (bracket to control panel)-No. 10-24 x 3/8"		4	40905-S7(U258)			
18532 BRACKET - HEATER CONTROL MOUNTING - Also refer to Group 18531								
60/63	X			1	C0DF 18532-A			
18A535 BRACKET ASSY. - HEATER CONTROL MOUNTING - Also refer to Group 18531								
61/ 63	S	L. H. -used with heater or integral A/C		1	C1SF 18A535-B			
18541 SOCKET & WIRE ASSY. - HEATER CONTROL PANEL LAMP								
60	A, S	10.00" long		1	FEG 18541-A			
64/	A, S			1 or 2				
61/63	A			1	CIAF 18541-A			
61/ 63	S			1 or 2				
64/	S-with integral A/C	9.87" long		1	C4SZ 18541-A			
18A542 CASE ASSY. - HEATER CORE								
60/	X	Front		1	C0DZ 18A542-B			
18A543 CASE ASSY. - HEATER CORE								
60/	X	Rear		1	C0DF 18A543-E			

* Change ground terminal when necessary

YEAR	MODEL	DESCRIPTION	QTY.	PART NUMBER
18545 NUT - HEATER BLOWER SWITCH				
60/63	X		1	CODF 18545-A
18A545 VALVE ASSY. - HEATER AIR TEMPERATURE CONTROL				
60/	X		1	CODZ 18A545-B
		Screw (valve to heater core front case)- No. 8-18 x 3/8"	2	42119-S8(U246)
18548 CONTROL ASSY. - DEFROSTER and AIR				
- A -				
60	A(except A/C)	Defroster-21.00" long-use B8C 18518-A	1	★
60/62	A	34.00-used as air or defroster control-use B8C 18518-A	1	★
60/62	A (8 cyl.)-with A/C	Defroster-29.25" long-use B8C 18518-A	1	★
61	A -except A/C	Defroster-21.0" long-use B8C 18518-A	1	★
62/	A-except A/C	Heater temperature control-cut to 29.00" long - use B8C 18518-A	1	★
- B -				
62/	B	Heater temperature control-cut to 18.50" long	1	★
62/63	B	Heater air control-cut to 20.65" long -use B8C 18518-A	1	
- S -				
60	S	Defroster-33.25"long-use B8C 18518-A	1	★
60	S-with integral A/C	34.56" long-use B8C 18518-A	1	★
60	S	34.0"long-used as temperature control-use B8C 18518-A	1	★
61/62	S-with integral A/C	Used as air control	1	
64/	S	Heater temperature control-cut to 24.00" long	1	
64	S	Heater air control-cut to 17.76" long	1	
61/63	S-except Integral A/C	Temperature-37.00" long-use B8C 18518-A	1	★
61/63	S-with integral A/C	Defroster-45.92" long-use B8C 18518-A	1	★
- X -				
60/63	X	Defroster-Refer to Basic Group 9700		
64/	X	19.00" long	1	C4DZ 18548-A
		Clip-attaches control to heater control panel A/C control panel or heater plenum chamber	AR	378897-S7 (GG162A)
		Screw-No. 10-12 x 1/2"	AR	32924-S7(U344)
60/	A	Screw (control to plenum chamber or cowl panel) No. 10-12 x 1/2"	1 or 2	42127-S8 (U248C)
60/	A, S	Nut (control to heater)-3/16" spring	AR	372927-S2(MM260)
61/	S	Flatwasher-No. 9	2	44711-S8(X12)
60	S-with heater or integral A/C	Screw(control to htr. mtg. brkt.)-No. 10-32 x 3/8"	1	★41036-S2
60	S	Nut(control to htr. or A/C control panel)-.18"	1 or 2	350841-S (MM260C)
64/	X	Screw(control to plenum chamber)-No.10-16 x 1/2"	1	42547-S8(U248A)
60/	X	Screw(control to plenum chamber)-No.10-16 x 3/8"	1	42120-S8(U248)
60/	S	Screw (control to plenum chamber)	1 or 2	
61/	S	Screw (control to heater air vent door control)	1	
61/63	S	Washer-No. 8(use with control assy.)	1	372793-S(XX46A)
18549 PANEL ASSY. - HEATER CONTROL - Also refer to Groups 18A651 & 19980				
62/64	B	Less switch, knobs and screws	1	▲C2OZ 18549-A
60	S	Nut (control & mounting bracket to instrument panel)-1/4"-20	3	34055-S8 (M158)
60	S	Lockwasher-1/4"	3	34905-S7(X97)
18552 CONTROL ASSY. - HEATER AIR - Also Refer to Group 18518				
- A -				
60	A	29.75" long-use B8C 18518-A	1	★
61	A	29.75" long-use B8C 18518-A	1	★
62	A-except A/C	32.75" long-use B8C 18518-A	1	★
63/64	A	27.25" long-use B8C 18518-A	1	★
- B -				
62/	B	20.65" long-use B8C 18518-A	1	★

▲ When used on 1964 unit (1) C4OZ 18A651-A panel is required

FORD CAR PARTS

SECTION 184

881

YEAR	MODEL	DESCRIPTION	QTY.	PART NUMBER
18552 CONTROL ASSY. - HEATER AIR - continued				
- S -				
60	S-with integral A/C	36.30" long-L. H. control-when using for R. H. control cut to 30.25" long	2	B8S 18552-A
60	S	35.12" long-use B8C 18518-A	1	★
60	S	Use B8S 18552-A	1	★
61/62	S	Use B8C 18518-A	1	★
64/	S	17.76" long-use B8C 18518-A	1	★
- X -				
64/	X		1	C5ZZ 18552-A
60/	A, B, S	Screw (attaches clip to control panel, heater, blower or plenum chamber)-No. 10-12 x 1/2"	AR	42127-S8(U248C)
		Clip	AR	378897-S7(GG162A)
60/62	A, B	Nut (control to heater)-3/16" spring	1	372927-S2 (MM260)
61/	S		1	
60	S	Screw (control to control panel mounting brkt.)	1	★41036-S2
60	S	Screw(control to heater air valve)-No.10-16 x 3/8"	1	★42060-S8
60	S	Nut (control to control panel)-.18" spring	1	350841-S(MM263C)
18555 CLAMP - HEATER CONTROL CABLE RETAINING				
62	A		1	C2OZ 18B555-A
62/64	B		1	
18556 HOSE - DEFROSTER				
60/	A	2 1/2" I. D. x 36" long-cut to length required for R. H. or L. H. usage	2	B5A 18556-C
61/	S		2	
60/	X		2	
63	A	L. H. -2.55" I. D. x 27.25" long -cut from B5A 18556-C	1	★
60/63	X	L. H. -24.00" long-cut from B5A 18556-C	1	★
60/63	X	R. H. -20.50" long-cut from B5A 18556-C	1	★
18A556 HOSE ASSY. - HEATER and DEFROSTER CONTROL - VACUUM FEED				
61	S-with integral A/C	Improvise from C1SZ 17543-A hose	1	★
62/63	S-with integral A/C	Improvise from C1SZ 17543-A hose	1	★
18564 PLATE ASSY. - HEATER MOTOR MOUNTING				
64/	S		1	C5SZ 18564-A
18A566 COLLAR & CONNECTOR ASSY. - HEATER INLET				
62/	B		1	C2OZ 18A566-A
60/	X	Drill mounting holes if necessary	1	C0DF 18A566-B
		Clip (collar & connector to cowl top inner panel)	2	373920-S2(GG243)
		Nut(collar & connector to cowl top panel)-No.10-24	3	34053-S8(M156)
18A568 CONNECTOR - HEATER INLET				
60/	A, B, S, X	"L" type	1	C9AZ 18A568-B
60/	A, B, S, X	"T" type	1	C9AZ 18A568-C
18572 CLAMP				
60/	A, B, S, X	Heater water hose-also used with air conditioner	AR	BPA 18572-A
60/	A, S	Power brake booster to manifold hose	4	
60	S(63)	Sliding roof rear drain hose	2	
63/64	A, B, (8 cyl.)	Used with water warmed choke-also supplied with carburetor	1	C3AZ 18572-A
64	S		1	
63	X (8 cyl.)		1	
18578 SWITCH ASSY. - HEATER - Also Refer to Group 19986				
- A -				
60/62	A	Fresh air heater or Integral A/C	1	C1AZ 18578-A
60/62	A	Recirculating heater	1	C1AA 18578-A
63/64	A	Fresh air heater	1	C3AZ 18578-A
- B -				
62/64	B	Fresh air heater	1	C2OZ 18578-A

YEAR	MODEL	DESCRIPTION	QTY.	PART NUMBER
18578 SWITCH ASSY. - HEATER - continued				
- 5 -				
61/62	S	Fresh air heater or Integral A/C	1	C1SF 18578-B
63	S		1	C2SZ 18578-A
64/	S	Also used with integral A/C	1	C4SZ 18578-A
- X -				
60/62	X	Used with hang-on A/C push button type-temperature control	1	B9A 18578-C
60/63	X		1	C2DZ 18578-A
64/	X		1	C4DZ 18578-A
60/63	A	Screw (switch to heater)-No. 10-12 x 1/2"	1	42127-S8(U248C)
60	A	Clip	1	378897-S7(GG162A)
62/63	B	Screw (switch to control mounting bracket)-No. 10-32 x 1/2"	1	40919-S8(U259)
60	S	Screw (switch to control mounting bracket)-No. 8-32 x 1/2"	1	39040-S8(U136)
60	S	Lockwasher-No. 8	1	34902-S7(X95)
61/63	S	Screw (switch to control panel)-No. 10-24 x 3/8"	1	40905-S7(U258)
64	S-with integral A/C	Screw (switch to control mounting bracket)-No. 10-24 x 1/2"	1	40918-S8(U-260)
64	X		2	
18B578 KIT - HEATER DOOR & AIR DUCT HANDLE ASSEMBLY				
60/	X		1 or 3	C1KY 18B578-A
Consists of				
	1-C7ZA 18A561-A	Pawl	1-C7ZA 18A564-B	Retainer
	1-C7ZA 18A563-B	Handle	1-356363-S7	Washer (waved)
18580 CLAMP - HEATER CONTROL MOUNTING				
64/	X		2	C4DZ 18580-A
18583 GASKET - HEATER BLOWER MOTOR MOUNTING				
62/64	A	Used with fresh air heater	1	C1UF 18583-A
62/	B		1	
60/	X		1	FDA 18583-A
18A586 WIRING ASSY. - HEATER SWITCH TO BLOWER MOTOR - Improvise from B6A 14296-C Wire				
62	A	Clip (wiring to dash panel)	1	372867-S100(GG202)
18A587 CAP - HEATER TEMPERATURE REGULATOR CONTROL CONNECTOR BLOCK				
61/ 63	S		1	C0LF 18A587-A
18591 RESISTOR ASSY. - HEATER SWITCH TO BLOWER MOTOR				
60/61	A	Used with fresh air heater	1	C1SZ 18591-A
61/63	S		1	
62	A	Used with recirculating heater	1	C2AZ 18591-A
62/64	A	Used with fresh air heater	1	C2OA 18591-A
62/	B		1	
64/	S		1	
60/62	A	Screw (resistor to heater housing)-No. 10-12 x 5/8"	2	42134-S8(U249)
61/	S		2	
61/	S	Nut (resistor to heater housing)-No. 10 spring	2	*355842-S2
62/	A, B	Screw (resistor to housing)-No. 10-12 x 1/2"	2	42127-S8(U248C)
64	S		2	
18A594 CONNECTOR & PLATE ASSY. - HEATER AIR INLET DUCT				
60/64	A	Used with fresh air heater or integral A/C	1	C0AF 18A594-A
60	A-with heater	Screw (connector & plate to cowl top inner panel)-No. 10-12 x 3/4"	4	42141-S8 (U250)
60	A (8 cyl.)-with integral A/C	Screw (connector & plate to cowl top inner panel)-No. 10-12 x 5/8"	4	42134-S8(U249)
61/64	A-with heater	Screw (connector & plate to cowl top inner panel)-No. 12-11 x 1"	4	42153-S7(U253AA)
61/62	A (8 cyl.)-with integral A/C		4	
18B595 TUBE - HEATER CORE BY-PASS				
62	A (8 cyl. -352, 390)-with Integral A/C		1	C2AZ 18B595-A
18596 GASKET - HEATER CORE TUBE - Not supplied - Improvise				

FORD CAR PARTS

SECTION 184

883

YEAR	MODEL	DESCRIPTION	QTY.	PART NUMBER
18A596 GASKET - HEATER INLET				
64/	S		1	C5SZ 18A596-A
18A597 SEAL - HEATER CORE TUBES TO EVAPORATOR CASE				
60/62	A (8 cyl.) -with integral A/C	Not supplied-improvise	1	★
18598 BEZEL - CONTROL				
60/63	X		1	C0DF 18598-A
18599 ELBOW - Also refer to Group 9A455				
60/63	A (except 8 cyl. 260) "Before 4/1/63"	Hot water heater connection	1	B7A 18599-B
60/61	A (8 cyl.) -with integral A/C		1	
60/61	S	Fresh air heater or integral A/C connection	1	
63	B (8 cyl. 221, 260) "Before 4/1/63"		1	
63/	A, B, X (8 cyl. 221, 260, 289) "From 4/1/63"	Hot water heater connection	1	C3OZ 18599-A
61/	A, B, X (8 cyl. Special except 428 P/I)		1	C1AF 18599-A
60/62	A, B	Nipple (heater hose to water pump or hot water return)-straight 3/8"	1or2	8M 18599
60/	X		1or2	
63/	A(8 cyl. 352, 390), B(6 cyl.)		1or2	
60/	S		1or2	
64	A (6 cyl. 223)		1	
60	S	Heater hose to water pump-3/8" pipe thread	1or2	8A 18599
62/	B	Nipple-3/8" pipe	2	377665-S7(II-190F)
63/	A		2	
64	X		2	
60/61	A	Elbow (hose to water pump)-3/8"-18-45°	1	353476-S100(II-73)
60/61	A (8 cyl.) -with power steering	Connector (elbow to water pump)-use with integral A/C only	1	353680-S8(II-84)
63	B(8 cyl. Special)	Plug (heater water connector)-3/8"-18	1	87710-S(P16)
18B604 WIRE ASSY. - HEATER CONTROL - Not supplied - Improvise				
18A607 DEFLECTOR - HEATER HOUSING - AIR				
61/63	S		1	C1SZ 18A607-A
18A619-20 CONNECTOR - HEATER PLENUM CHAMBER TO DEFROSTER NOZZLE - Also refer to Group 18490-1 & 18A566				
- A -				
60	A	R. H. -8.00" long-cut from B5A 18556-C	1	★
		L. H. -18.75" long-cut from B5A 18556-C	1	★
61	A	R. H. -11.00" long-cut from B5A 18556-C hose	1	★
62	A	Used with recirculating heater	1	
62	A	R. H. -13.00" long-used with fresh air heater-cut from B5A 18556-C hose	1	★
63	A	R. H. -17.87" long-cut from B5A 18556-C	1	★
61/62	A	L. H. -22.50" long-cut from B5A 18556-C	1	★
64	A	R. H. -16.00" long-cut from B5A 18556-C	1	★
		L. H. -27.00" long-cut from B5A 18556-C	1	★
- B -				
64/	B	R. H. -Refer to Group 18490-1		
64/	B	L. H. -28.00" long-cut from B5A 18556-C	1	★
- S -				
61/63	S	R. H. -11.75" long-cut from B5A 18556-C	1	★
		L. H. -17.50" long-cut from B5A 18556-C	1	★
64/	S-with integral A/C	R. H. -12.50" long-cut from B5A 18556-C	1	★
		L. H. -16.00" long-cut from B5A 18556-C	1	★
64/		R. H. -18.00" long-cut from B5A 18556-C	1	★
		L. H. -22.00" long-cut from B5A 18556-C	1	★
- X -				
64/	X	R. H. -20.00" long-cut from B5A 18556-C	1	★
		L. H. -24.00" long-cut from B5A 18556-C	1	★
		Screw (connector to defroster nozzle or adapter)-No. 10-12 x 1/2"	2or4	42014-S8(U240)
		Lockwasher-No. 10	2or4	34903-S8(X96)
18621 BRACKET KIT - SAFETY SEAT BELT - Refer to Body Groups 61156 and 61200				

YEAR	MODEL	DESCRIPTION	QTY.	PART NUMBER
18A635 BRACKET - HEATER WATER CONTROL VALVE MOUNTING				
64/	S-with Integral A/C		1	C4SZ 18A635-A
18A646 DOOR & HINGE ASSY. - HEATER AIR VENTILATION				
60/	X		1	C0DF 18A646-D
18A651 PANEL & RETAINER ASSY. - HEATER CONTROL - Also refer to Groups 18549 & 19980				
63	A	Used with fresh air heater	1	C3AZ 18A651-B
64	A		1	C4AZ 18A651-A
64	B		1	C4OZ 18A651-A
62/63	S		1	C2SZ 18A651-A
64/	S(except Integral A/C)		1	C4SZ 18A651-A
64/	S-with Integral A/C		1	C4SZ 18A651-B
64/	X		1	C4DZ 18A651-A
18663 TUBE - HEATER WATER OUTLET				
63/	B, X (6 cyl.)	Used with hang-on A/C	1	C3DZ 18663-A
62/63	S-with Integral A/C		1	C2SZ 18663-A
64/	S-with Integral A/C		1	C4SZ 18663-A
62/	B, X (6 cyl.)-with A/C	Elbow (tube to engine)-90°-5/8" tube	1	376464-S(II-156A)
62/	B, X (6 cyl.)-with A/C	Fitting-5/8" x 7/8"-18 inverted flared tubing	1	*87948-S
18666 HOSE - HEATER TEMPERATURE CONTROL VACUUM - INLET OR PARKING BRAKE VACUUM SUPPLY - Cut from 17543 bulk hose				
60/62	A, S	Tee connector (hose to windshield wiper hose)	1	353376-A3-S
64/	S	Tee connector (attach to hand brake)	1	(II-103)
60/62	A, S-with Integral A/C	Tee connector (hose to windshield wiper hose)	1	372371-S(II-104)
61/63	S	Tee connector (hose to intake manifold)	1	374759-S(II-98)
18668 HOSE - HEATER TEMPERATURE CONTROL VACUUM OUTLET - Improve from 17543 hose				
18A668 BEZEL - HEATER OR AIR CONDITIONER CONTROL				
64/	S		2	C4SZ 18A668-A
18800 POWER SUPPLY - CITIZENS BAND TRANSCEIVER				
60/	All	110 volt-use with C9AZ 18805-B-6 channel transceiver for base station operation	1	C9AZ 18800-A
60/	All	110 volt-less tone alert-use with C9AZ 18805-C-12 channel transceiver for base station operation	1	C9AZ 18800-B
60/	All	110 volt-with tone alert-use with C9AZ 18805-C-12 channel transceiver for base station operation	1	C9AZ 18800-C
60/	All-universal application	Rechargeable battery-use with C9AZ 18805-C-12 channel transceiver for 5 watt walkie talkie operations	1	C9AZ 18800-D
18801 TONE ALERT - CITIZENS BAND TRANSCEIVER				
60/	All	Used with C9AZ 18805-C-12 channel transceiver	1	C9AZ 18801-A
18805 CITIZENS BAND TRANSCEIVER				
60/	All	6 channel-mobile or base operation-with 12 volt system	1	C9AZ 18805-B
60/	All	12 channel-mobile or base operation - with 12 volt system	1	C9AZ 18805-C
18805 RADIO KIT				
64	S	AM-FM - less antenna	1	C4SZ 18805-A
18808 SPEAKER ASSY. - RADIO RECEIVER - If Replacement Speaker not listed use Universal Type Speaker				
60/	A, B, X	6" x 9" - Universal	1	C5AZ 18808-C
60/	A, B, S, X	5" x 7" - Universal	1	C5AZ 18808-B
- A -				
60/63	A (except 76)	Rear seat	1	C3MY 18808-B
- B -				
62/63	B	Rear seat	1	C3MY 18808-B

FORD CAR PARTS

SECTION 184

885

YEAR	MODEL	DESCRIPTION	QTY.	PART NUMBER
18808 SPEAKER ASSY. - RADIO RECEIVER - continued - If Replacement Speaker is not listed use Universal Type Speaker				
- S -				
64	S	Rear seat	1	C3MY 18808-B
64/	S	Front	1	C5SZ 18808-B
- X -				
60/63	X	Rear seat	1	C3MY 18808-B
18810 CHASSIS ASSY. - RADIO RECEIVER - Also refer to Group 18805				
64	A	AM	1	C4AZ 18810-A
18813 ANTENNA KIT - RADIO				
60/	All	Base station antenna (Citizens Band)	1	C9AZ 18813-B
60/	All	Roof rail mounted antenna (Citizens Band)	1	C9AZ 18813-C
60/	All	Magnetic deck mount antenna (Citizens Band)	1	C9AZ 18813-D
- A -				
60	A	Standard	1	C0AF 18813-E
61/64	A	Standard-fender mount	1	C3AZ 18813-C
- B -				
62	B		1	C3YY 18813-A
63/64	B		1	C3OZ 18813-A
- S -				
60	S	Standard-fender mount	1	B8S 18813-C
61/63	S	Standard-fender mount	1	C1SZ 18813-B
64	S		1	C4SZ 18813-A
64/	S	Manual (round wand)	1	C4SZ 18813-B
- X -				
60/63	X		1	C3DZ 18813-A
64/	X	Standard fender mount	1	C4DZ 18813-A
18817 KNOB ASSY. - RADIO RECEIVER				
- A -				
63	A		2	C3AZ 18817-A
64	A		2	C4AZ 18817-A
- B -				
63/64	B		2	C3OZ 18817-A
- S -				
61/63	S		2	C1SZ 18817-A
64/	S		2	C4SZ 18817-A
- X -				
62/63	X		2	C2DZ 18817-A
64	X		2	C4DZ 18817-A
18821 SCREEN ASSY. - REAR SEAT SPEAKER				
60/	A, B, X	Used with package tray speaker	1	C0GY 18821-A
18827 CONDENSER KIT - RADIO				
63/	A	Used with transistorized ignition	1	C3TZ 18827-A
64/	S		1	
64/	B		1	
64/	A, B, S, X(6 cyl.)	Used with wire core ignition wiring	1	C4AZ 18827-B
64/	A, B, S, X(8 cyl.)	Used with wire core ignition wiring	1	C4AZ 18827-A
18830 DISC - RADIO RECEIVER TONE CONTROL				
60/62	A		2	C0AF 18830-B
60/63	X		2	
63/64	A		2	C3AZ 18830-A
62/63	B		2	C2YY 18830-A
64	B		2	C4OZ 18830-A
64/	S		2	C4SZ 18830-A
64	X		2	C4GY 18830-A
18842 BEZEL - RADIO CONTROL				
64/	S	Used with AM or AM/FM radio	1	C5SZ 18842-A

YEAR	MODEL	DESCRIPTION	QTY.	PART NUMBER
18A886 MAST ASSY. - RADIO ANTENNA REPLACEMENT				
60/	A, X		1	C0AZ 18A886-B
60/61	S		1	
62/64	S		1	C2SZ 18A886-A
18A900 SWITCH & WIRING - RADIO RECEIVER TO REAR SEAT SPEAKER - Refer to Basic 18972 for switch only				
- A -				
60/62	A (except 76A)	Not used with reverberation type speaker system	1	C2AZ 18A900-A
63/64	A	Not supplied-Improvise-not used with reverberation type speaker system	1	★
- B -				
62	B	Not used with reverberation type speaker system	1	C2OZ 18A900-A
63/64	B	Not supplied-improvise-not used on reverberation type speaker system	1	★
- X -				
60/62	X(exc. 66, 78)	Not used with reverberation type speaker system	1	C2AZ 18A900-A
63/64	X	Not supplied-improvise-not used on reverberation type speaker system	1	★
63	B	Clip (wiring to cowl side panel)	1	356687-S32(GG28)
		Nut (wiring to instrument panel)-No. 10-32	1	34079-S7(M163)
		Lockwasher-No. 10	1	34803-S7(X60)
18912 GROMMET - ANTENNA LEAD-IN SEAL				
60/	X	Also used with windshield washer kit	1or2	B5A 18912-A
61/	A		1	
18919 STANCHION ASSY. - RADIO ANTENNA				
61	A	Used with standard antenna	1	C1AF 18919-A
60	S	Plastic	1	C1TZ 18919-A
60/63	X		1	C0DF 18919-B
18A952 RESISTOR - RADIO SUPPRESSION CHOKE				
63/	A		1	C3MY 18A952-A
64/	S		1	
61/63	S	Located behind instrument panel attached to Basic 10804	1	C1VV 18A952-A
18958 KNOB - REAR SEAT SPEAKER FADER CONTROL - Also Refer to Group 17513				
60/	A, B, S, X		1	PB9E 18958-A
18972 CONTROL ASSY. - REAR SEAT SPEAKER VOLUME or FADER CONTROL				
60/	A, B, X(except 66, 76, 78)	Not used with reverberation type rear seat speaker	1	C0AZ 18972-A
63/	S		1	
18974 FITTING KIT - QUARTER PANEL WHEEL OPENING				
60/	A	Also supplied in body group basic 27964,	1	B7A 18974-A
60/	S	27974-5 kits(consists of (4) No. 10-32 nut &	1	
62/	B	(4) No. 10-32 pin)	1	
18978 GRILLE ASSY. - SPEAKER				
60/	A, B, X	Used with rear seat speaker	1	C8ZZ 18978-A
18981 WIRING and SOCKET ASSY. - ASH RECEPTACLE LAMP - Also refer to Groups 13A726, 15026				
63/	A		1	FEK 18981-A
64/	B, X		1	
19000 - Refer to Paint Section				
19344 HOSE - HEATER DUCT TO AIR VALVE - AIR CONDITIONER				
60	S	18.50" long	1	B5A 19344-A
19460 SEAL - HEATER WATER CONTROL VALVE				
60	S	Used with fresh air heater	2	B7A 19460-A
61/62	S	"Before 12/15/61"	1	
62/	S	"From 12/15/61"	1	★C2SZ 19460-A
		Used with heater or integral A/C - dealer improvise (7-68)		
19466 CONNECTOR - HEATER PLENUM CHAMBER TO DEFROSTER NOZZLE				
60	S	Use with fresh air heater	2	B8S 19466-B

FORD CAR PARTS

SECTION 190

887

YEAR	MODEL	DESCRIPTION	QTY.	PART NUMBER
19E500 REFLECTOR FLARE KIT				
60/	A, B, S, X	With tripods and flags-I. C. C. regulation equipment-approved to withstand 40 M. P.H. winds	AR	C5AZ 19E500-A
60/	A, B, S, X		AR	C5AZ 19E500-D
19A501 - Refer to Paint Section				
19F501 - Refer to Paint Section				
19503 THRU 19A503 - Refer to Paint Section				
19D503 PLATE - COMPASS MOUNTING				
60/	A, B, S, X	Windshield mounted	1	C4AZ 19D503-B
19D504 LITTER BASKET KIT				
60/	B, S, X	Black-hang on track type	1	C7AZ 19D504-A
61/	A, B, S, X	Charcoal Black-weighted flap type	AR	⊕C1AZ 19D504-A
		Blue-weighted flap type	AR	⊕C1AZ 19D504-B
		Beige-weighted flap type	AR	⊕C1AZ 19D504-C
		Red-weighted flap type	AR	⊕C1AZ 19D504-D
		Silver gray-weighted flap type	AR	C1AZ 19D504-G
		Medium Green -weighted flap type	AR	C1AZ 19D504-H
19C505 CHEMICAL - FIRE EXTINGUISHER RECHARGE				
60/	All	5 lb. dry-use with C9AZ 19B540-A kit	1	C9AZ 19C505-A
60/	All	2 3/4 lb. dry-use with C9AZ 19B540-B kit	1	C9AZ 19C505-B
19B507 COVER KIT - LUGGAGE CARRIER				
60/	A(71), B(71), X(71)	Used with roof mount luggage carrier -Consists of zipper cover with straps, hardboard floor and wire frame	1	C5AZ 19B507-A
19C507 THRU 19515 - Refer to Paint Section				
19F515 KIT - HIGHWAY SAFETY				
60/	A, B, S, X		1	C7AZ 19F515-A
19517 THRU 19520 - Refer to Paint Section				
19521 THRU 19B521 - Refer to Paint Section				
19E521 KIT - VACUUM CLEANER				
60/	A, B, S, X-with 12 volt system		1	C5AZ 19E521-A
19522 - Refer to Paint Section				
19A522 CONTROL ASSY. - AIR CONDITIONER AND HEATER AIR				
60/62	A-with integral A/C	20. 13"/20. 37" long-use B8C 18518-A	1	★
60/62	A-with integral A/C	Screw (att. clip 378897-S7 & control wire to control panel)-No. 10-12 x 1/2"	1	42127-S8(U248C)
		Clip	1	378897-S7(GG162A)
60	S	Use B8S 18552-A	1	★
60	S	Screw (att. clip 378897-S8 & control to evaporator)-No. 10-16 x 3/8"	1	★42060-S8
60	S	Grommet (control thru dash panel)	1	353789-S(KK6)
64/	S-with integral A/C	Vacuum control	1	C5SZ 19A522-A
19523 - Refer to Paint Section				
19523 THRU 19534 - Refer to Paint Section				

⊕ Package of 6 baskets

YEAR	MODEL	DESCRIPTION	QTY.	PART NUMBER
19B532 FOG LAMP OR ROAD LAMP - KIT				
60/	A, B, S	Road lamp-clear lens-for mounting bracket refer to Group 19F526	1	C5AZ 19B532-A
Consists of				
	2-C5RA 15550-A	Lamp assy. (utility)	2-C5RA 15370-A	Washer (fog lamp brkt.) 1-* Grommet
	1-C5RA 15A211-A	Wire assy. (fog lamp)	1-C5RA 11654-A	Switch assy. 2-* 7/16"-20 Hex. nut
	1-C5RA 15A211-B	Wire assy. (fog lamp)	1-FDT 14487-A	Connector assy. - 2-* 7/16" Lock washer
	1-C5RA 15A211-C	Wire assy. (fog lamp)		wire (single) 2-* 7/16" Flat washer
	1-C5RA 15A211-D	Wire assy. (fog lamp)	1-FDT 14487-B	Connector assy. - 1- Installation Sketch
				wire (double)
60/	A, B, S	Fog lamp-amber lens-for mounting bracket refer to Group 19F526	1	C5AZ 19B532-B
Consists of				
	2-C5RA 15550-B	Lamp assy. (utility)	2-C5RA 15370-A	Washer (fog lamp frt.) 1-* Grommet
	1-C5RA 15A211-A	Wire assy. (fog lamp)	1-C5RA 11654-A	Switch assy. 2-* 7/16"-20 Hex. nut
	1-C5RA 15A211-B	Wire assy. (fog lamp)	1-FDT 14487-A	Connector assy. - 2-* 7/16" Lock washer
	1-C5RA 15A211-C	Wire assy. (fog lamp)		wire (single) 2-* 7/16" flat washer
	1-C5RA 15A211-D	Wire assy. (fog lamp)	1-FDT 14487-B	Connector assy. - 1- Installation Sketch
				wire (double)
19A536 - Refer to Paint Section				
19D536 CLOTHES ROD - ADJUSTABLE				
60/	A, B, S, X		1	C4AZ 19D536-A
19A537 - Refer to Paint Section				
19A538 THRU 19A540 - Refer to Paint Section				
19B540 KIT - FIRE EXTINGUISHER				
60/	A, B, S, X	14 ox. dry chemical	AR	C7AZ 19B540-A
60/	A, B, S, X	2 3/4 lb. dry chemical	1	C3RZ 19B540-A
Consists of				
	1-C2RA 19C504-A	Extinguisher	1-C2RA 19C545-A	Bracket 4-32938-S2 Screw
	1-C2RA 19C506-A	Plate (instruction)	1-Instruction Sheet-No. 884	
60/	All	5 lb. dry chemical (Red)	1	C9AZ 19B540-A
60/	All	2 3/4 lb. dry chemical (Red)	1	C9AZ 19B540-B
19A541 THRU 19B542 - Refer to Paint Section				
19C544 THRU 19C547 - Refer to Paint Section				
19C548 THRU 19549 - Refer to Paint Section				
19A549 KIT - TISSUE DISPENSER				
60/	A, B, S, X	For regular size tissue	1	C3RZ 19A549-A
60/	A, B, S, X	Junior size	1	C6AZ 19A549-A
19550 - Refer to Paint Section				
19A551 MEDALLION ASSY. - REGISTER - AIR CONDITIONER				
64/	A, B, X	Used with Economy or Deluxe hang-on A/C	1	C7AZ 19A551-A
		Nut (medallion to register)-No. 6-32 stamped	1	*45249-S8
19552 - Refer to Paint Section				
19553 THRU 19554 - Refer to Paint Section				
19B556 GASKET ASSY. - BLOWER MOTOR MOUNTING - AIR CONDITIONER				
60/ 62	A (8 cyl.)-with integral A/C		1	C0AF 19B556-A
61/	S		1	
19558 THRU 19560 - Refer to Paint Section				

* Vendor supplied items

FORD CAR PARTS

SECTION 190

YEAR	MODEL	DESCRIPTION	QTY.	PART NUMBER
19562 - Refer to Paint Section				
19B562 SCREEN - EVAPORATOR WATER IMPINGEMENT				
60/62	A-with hang-on A/C	8.0" x 8.0" square-23 gauge aluminum wire mesh-improvise locally	1	★
62	B-with hang-on A/C		1	
61/63	S	8.0" x 8.0" square-23 gauge aluminum wire mesh-improvise locally	1	★
19A563 VALVE ASSY. - VACUUM CHECK - AIR CONDITIONER				
60/62	A (8 cyl.)	Used with integral A/C	1	C6OZ 19A563-A
61/	S-also used with heater		1or2	
19B570 WIRE ASSY. - TEMPERATURE CONTROL SWITCH SUPPLY LEAD - AIR CONDITIONER				
60/62	A-with hang-on A/C	19.0" long - cut from B6A 14296-C wire	1	★
62	B-with hang-on A/C		1	
19B571 WIRE ASSY. - TEMPERATURE SWITCH TO THERMOSTAT - AIR CONDITIONER				
60/62	A-with hang-on A/C	8.0" long-cut from B6A 14296-C wire	2	★
62	B-with hang-on A/C		2	
19B572 WIRE ASSY. - TEMPERATURE SWITCH TO BLOWER SWITCH - AIR CONDITIONER				
60/62	A-with hang-on A/C	9.50" long-cut from B6A 14296-C wire	1	★
62	B-with hang-on A/C		1	
19B573 WIRE ASSY. - CLUTCH COIL LEAD - AIR CONDITIONER				
60/62	A-with hang-on A/C	19.0" long-cut from B6A 14296-C wire	1	★
62	B-with hang-on A/C		1	
19C573 VALVE ASSY. - DEHYDRATOR and RECEIVER TANK - AIR CONDITIONER				
62/	S-with integral A/C		1	C6SZ 19C573-A
19577 THRU 19581 - Refer to Paint Section				
19582 - Refer to Paint Section				
19B582 SEAL - EVAPORATOR CASE TO BLOWER HOUSING - AIR CONDITIONER				
60/62	A-with hang-on A/C	Improvise from 5/16" rubber gasket material	2	★
62	B-with hang-on A/C		2	
19583 THRU 19584 - Refer to Paint Section				
19B584 SEAL - EVAPORATOR CASE TOP PANEL TO BLOWER HOUSING - AIR CONDITIONER				
60/62	A-with hang-on A/C	Improvise from 1/4" rubber gasket material	1	★
62	B-with hang-on A/C		1	
19587 - Refer to Paint Section				
19B588 SEAL - TUBES TO DASH PANEL - AIR CONDITIONER				
60/64	A		1	COAF 19B588-A
61/64	S		1	
62/64	B		1	
19589 - Refer to Paint Section				
19590 - Refer to Paint Section				
19B598 COUPLING ASSY. - SELF SEALING - AIR CONDITIONER				
60/	A	External-male-Includes check valve	1	C1SZ 19B598-A
61/	S		1	
62/	B		1	

YEAR	MODEL	DESCRIPTION	QTY.	PART NUMBER
19B596 COUPLING ASSY. - SELF SEALING - AIR CONDITIONER				
60	A-with integral or hang-on A/C	Internal-female-includes check valve	1	C1SZ 19B596-A
61/	A, S		1	
62/	B		1	
19B597 SEAL ASSY. - TUBES TO DASH PANEL				
60	A (8 cyl.)-with integral A/C	Upper-improvise from 3/8" rubber gasket material	1	★
19A598 PLATE ASSY. - BLOWER MOTOR MOUNTING - AIR CONDITIONER				
61/	S		1	C5SZ 19A598-A
19618 THERMOSTAT ASSY. - EVAPORATOR TEMPERATURE CONTROL - AIR CONDITIONER - Also refer to Group 19A945				
60/62	A-with hang-on A/C		1	C0AF 19618-E
62	B-with hang-on A/C		1	
60/62	A (8 cyl.)-with integral A/C		1	C0AF 19618-F
62	A, B, X-with hang-on special A/C		1	C2AZ 19618-A
63/64	A-with deluxe hang-on A/C		1	C3AZ 19618-A
63/	B-with deluxe hang-on A/C		1	
63	A, X-with hang-on A/C		1	C3AZ 19618-B
63/64	B-with hang-on A/C		1	
64/	A, X-with integral or deluxe hang-on A/C		1	C4AZ 19618-A
61/63	S		1	C1SS 19618-A
60	X-with hang-on A/C	Push button type	1	B9AF 19618-A
60/62	A-with hang-on A/C	Screw (holds capillary tubes of thermostat in position)-No. 10-16 x 3/8"	1	42120-S8(U248)
62,	B		1	
60/62	A, B-with hang-on A/C	Clip	1	★373096-S8
60/62	A (8 cyl.)-with integral A/C	Screw (thermostat to mounting bracket)-No. 10-16 x 3/8"	2	52541-S8(U232)
60/62	A-with hang-on A/C	Screw (thermostat to control name plate)-No. 8-32 x 1"	2	★40969-S8
62/	B		2	
60	S	Screw (thermostat to evaporator case)-No. 6-20 x 1/4"	2	52533-S (U226)
60	S	Screw (thermostat to evaporator case)-No. 8-18 x 3/8"	2	52720-S8(U380)
60	S	Clip (capillary tube of thermostat to evaporator case)	2	370690-S8 (GG154C)
61/63	S	Nut (thermostat to case)-No. 10-32	2	34079-S7(M163)
61/63	S	Lockwasher-No. 10	2	34903-S8(X96)
61/63	S	Screw (sensing tube & clip 370690-S of thermostat to case)-No. 10-12 x 1/2"	1	42127-S7-8 (U248C)
61/63	S	Clip	1	370690-S8 (GG154C)
19627 THRU 19628 - Refer to Paint Section				
19A629 PANEL ASSY. - EVAPORATOR CASE - AIR CONDITIONER				
60	S	Front	1	B9SF 19A629-A
60/62	X-with hang-on A/C	Front-push button type	1	★B9AF 19A629-A
19B635 RETAINER - EVAPORATOR REGISTER - AIR CONDITIONER				
62	A, B, X-with hang-on special A/C	Round ring	4	C2MY 19B635-A
63	A, B-with deluxe hang-on A/C		4	C3MY 19B635-A
19A636 BAFFLE - EVAPORATOR DRAIN PAN - AIR CONDITIONER				
60/62	A-with hang-on A/C	10.0" long-improvise from 3/8" rubber gasket material	1	★
62	B-with hang-on A/C		1	
60/62	A-with hang-on A/C	12.0" long-improvise from 3/8" rubber gasket material	1	★
62	B-with hang-on A/C		1	
19B649 HOSE - VACUUM SUPPLY INLET - AIR CONDITIONER				
60/62	A (8 cyl.)-with integral A/C	8.75" long-cut from C8AZ 17543-B hose	1	★
19655 SEAL ASSY. - COMPRESSOR CRANKSHAFT AIR CONDITIONER - Also refer to Group 19670				
60/	A, B, S, X	Used with Tecumseh Compressor-with rear oil fill plugs	1	C1AZ 19655-A
63/	A, B, S, X	Used with York compressor	1	C4AZ 19655-A

YEAR	MODEL	DESCRIPTION	QTY.	PART NUMBER
19656 VALVE PLATE ASSY. - COMPRESSOR - AIR CONDITIONER				
60/62	A, S, X	Used with Tecumseh aluminum cast compressor	1	C0AE 19656-B
60/	A, B, S, X	Used with York Compressor	1	C2SZ 19656-A
63/	A, B, S, X	Used with Tecumseh cast iron compressor	1	C3GY 19656-A
19664 GASKET - COMPRESSOR DISCHARGE AND SUCTION FITTING - AIR CONDITIONER				
60/62	A, B, S, X		2	B8A 19664-A
19B666 INSULATOR - EVAPORATOR CASE COVER - AIR CONDITIONER				
60/62	A-with hang-on A/C	Improvise from 1/4" gasket material	1	*
62	B-with hang-on A/C		1	
19670 SEAL - AIR CONDITIONER - COMPRESSOR SHAFT REPLACEMENT - Also refer to Group 19655				
60	A, S	Use with Lehigh or York compressor	1	B8S 19670-A
19A671 REGISTER - EVAPORATOR OUTER - AIR CONDITIONER				
62	A, B, X-with hang-on special A/C	Front	4	C2MY 19A671-A
63/64	A, B-with deluxe hang-on A/C	Front	2	C3MY 19A671-A
63/64	A, B-with deluxe hang-on A/C	Lower	2	C3MY 19A671-B
63/	A, B, X-with hang-on A/C	Front	4	C3AZ 19A671-A
63/	A, B, X-with hang-on A/C	Side	2	C3MY 19A671-C
19B673 SIGHT GLASS INDICATOR ASSY. - EVAPORATOR LIQUID - AIR CONDITIONER - Also refer to Group 19C705-8				
60/64	A, S	Includes Instruction sheet-No. 1090	1	C0MY 19B673-A
62/64	B		1	
61/64	A, S, B	Washer (used to seal sight glass at both ends)- 1/2" flat	2	*374450-S
61/64	S	Connector (sight glass to condenser core)- 7/8"-24 x 3/8" tube	1	*374452-S7
19B680 DUCT ASSY. - EVAPORATOR TO INSTRUMENT PANEL REGISTER - AIR CONDITIONER				
- A -				
60	A (8 cyl.)-with integral A/C		1	C0AF 19B680-B
61/62	A (8 cyl.)-with integral A/C		1	C1AF 19B680-A
60	A(8 cyl.)-with integral A/C	Screw (duct to evaporator case)-No. 10-24 x 5/8"	2	*39891-S8
- S -				
64/	S		1	C4SZ 19B680-A
60	S	Screw (duct to dash panel)-No. 14 x 5/8"	4	42014-S8(U240)
19A682 REGISTER - EVAPORATOR SIDE - AIR CONDITIONER				
60/62	X-with hang-on A/C	Push button type	2	B9AF 19A682-A
62	B-with hang-on A/C		2	
		Nut (register to retainer)-3/16" spring	2	45048-S8(M118)
19A683 RETAINER - EVAPORATOR SIDE REGISTER - AIR CONDITIONER				
63/	A, B, X-with hang-on A/C	Spring clip	2 or 8	C3AZ 19A683-A
19B684 KIT - COMPRESSOR GASKET				
60/62	A, S, X	Used with Tecumseh Aluminum Cast compressor	1	C0AZ 19B684-B
Consists of				
(1)-C0AE 2992-A	Gasket (valve plate)	(1)-C0AE 19658-B	Gasket (cylinder head)	
(1)-C0AE 2993-A	Gasket (housing valve plate)	(2)-B8A 19664-A	Gasket (discharge & suction fitting)	
(1)-C0AE 2996-A	Gasket (base plate)	(1)-373764-S	Screw & washer assy.	
		(1)-373825-S	Seal (crankshaft)-2.0" "O" ring	

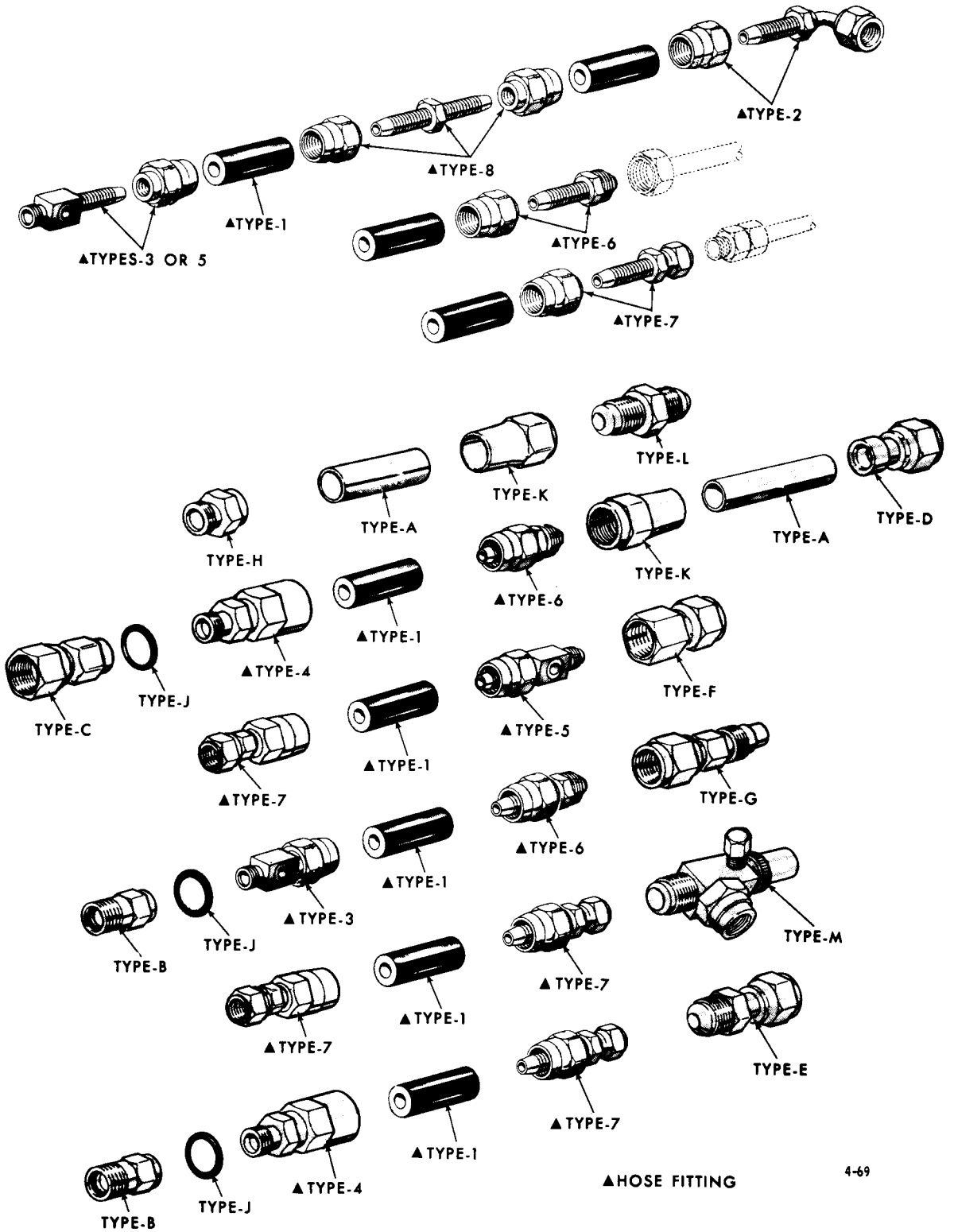
YEAR	MODEL	DESCRIPTION	QTY.	PART NUMBER
19B684 KIT - COMPRESSOR GASKET - continued				
63/	A, B, S, X	Used with Tecumseh Cast Iron compressor	1	C3GY 19B684-A
Consists of				
†	2-C3AA 2944-A	Gasket (oil filler)	†	1-C3VA 2996-A Gasket (base plate)
†	1-C3VA 2945-A	Gasket (cylinder head)	#	2-B8A 19664-A Gasket (discharge & suction fitting)
†	1-C3VA 2992-A	Gasket (valve plate)	▲	2-C2SZ 19B994-A Gasket (discharge & suction fitting)
†	1-C3VA 2993-A	Gasket (housing upper plate)	†	1-373825-S Seal (crankshaft)-2"-O" Ring
# Used with bolt down type valve				
▲ Used with Roto-Lok type valve				
† Details of kit not serviced loose				
60/				
A, B, S, X	Used with York compressor		1	C8AZ 19B684-A
Consists of				
†	(2)-028 07140	"o" ring, oil fill	†	(1)-028 07145 "o" ring, bearing housing
†	(1)-028 07142	gasket, base plate	†	(1)-028 07146 gasket, service valve
†	(1)-028 07143	gasket, cylinder	†	(1)-028 07363 gasket, base plate
†	(1)-028 07144	gasket, head	†	(1)-028 08155 gasket, head
† York part numbers - details not serviced loose				
19697 HOUSING - COMPRESSION CRANKSHAFT FRONT BEARING - AIR CONDITIONER				
60/	A, S		1	B8A 19697-A
19700 KIT - AIR CONDITIONER				
64	A(8 cyl. 289)	Deluxe hang-on A/C	1	** C4AZ 19700-F
19C700 TUBE ASSY. - CONDENSER INLET - AIR CONDITIONER - Not supplied - Improve from B7Q 2269-A Tubing				
▲ 19703 COMPRESSOR ASSY. - AIR CONDITIONER -For compressor head only refer to basic Group 2995				
60/61	A(8 cyl.), S		1	C2AZ 19703-A
62	A(8 cyl.)		1	
60/62	A(6 cyl.), X		1	C2AZ 19703-B
62	B		1	
63/	A, B, S, X		1	C3AZ 19703-E
60	A(8 cyl.), S	Bolt(rear cover to compressor)-1/4"-20x9/16"	8	* 351744-S
60	A(8 cyl.)	Steel ball 3/16"-used as oil check valve ball	1	371350-S(AA4)
61/62	X	Bolt (compressor adjusting)-3/8"-24 x 2	1	20523-S8(B177)
62/	B	Bolt (compressor to mounting bracket)-	2	20468-S8(B85)
63	X	3/8"-16 x 1 1/2"	2	
63	B(6 cyl.)	Bolt (compressor to mounting bracket)-	2	359266-S8(BB157)
63	X(6 cyl.)	3/8"-16 x 1 1/4"	6	
		Lockwasher-3/8"	2	34807-S8(X66)
63	B(8 cyl.)	Bolt (compressor to mounting bracket)-	4	354135-S7(BB155A)
		3/8"-16 x 1"		
63	B(8 cyl.)	Washer-3/8" flat	4	44729-S8(X25)
64	X(6 cyl.)		3	
64	X(6 cyl.)	Bolt (compressor to mounting bracket)-	3	20388-S8(B80)
		3/8"-16 x 1"		
19B704 REGISTER ASSY. - CONSOLE PANEL - AIR CONDITIONER				
61/63	S		1	C3SZ 19B704-A
64/	S		1	C4SZ 19B704-A
61/63	S	Screw(register to console panel)-No. 6-20 x 7/8"	3	*52866-S13
61/63	S	Washer-flat	3	*B 10544
61	S	Lockwasher-No. 6	3	34937-S7(X84)

▲ For identification of York and Tecumseh 19703 compressors refer to Illustration Section 190, Page 570.

* To complete installation with Power Steering Basic 3A635 Adapter Kit is required.

YEAR	MODEL	DESCRIPTION	QTY.	PART NUMBER
19C705-8 REFRIGERANT LINE REPLACEMENT and REPAIR PARTS				
Air conditioning hose assemblies are serviced in one of the following ways:				
1. <u>Hose assembly</u> - Certain production hose assemblies are available for 1960/64. Example - For 1963 Ford (8 cyl.) with hang-on A/C the hose assembly from Compressor to Condenser (19972) serviced as C3AZ 19972-A as listed below.				
2. <u>Fabricate hose assembly</u> from details listed on pages 894 through 896 according to visual identification of parts required. Example - Use bulk hose and/or bulk tubing and cut to fit. Add necessary fittings as illustrated on pages 894 and 895 and listed on Page 896.				
In addition, the following repair procedures are recommended.				
a. WHERE A DOUBLE-BRAID RUBBER AIR CONDITIONER HOSE HAS DEVELOPED A LEAK OR BREAK, and THE SITUATION IS SUCH THAT A SPLICER CAN BE USED A section of approximately 3/4" is removed from the hose. The proper diameter splicer is then installed.				
b. WHERE MORE HOSE MUST BE REMOVED THAN CAN BE REPLACED BY ONE SPLICER (such as a long diagonal cut)				
c. WHERE COMPLETE HOSE REPLACEMENT IS REQUIRED (Using the original hose as a pattern the required length is cut from replacement hose and fittings of the required diameter installed.)				
d. WHERE TUBING IS REQUIRED ON ONE OR BOTH ENDS Using the original tubing as a pattern, a new section of tubing is cut to the required length, ends are flared and the proper fittings are installed.				
19835 TUBE ASSY. - DEHYDRATOR TO CHECK VALVE				
60/64	A, B, S, X (8 cyl.)	Refer to pages 894 through 896 for details		
60/63	X (6 cyl.)	Receiver tank on fender apron	1	C0DF 19835-A
64	X (6 cyl.)	Refer to pages 894 through 896 for details		
19837 TUBE ASSY. - EVAPORATOR TO CHECK VALVE				
60/64	A, B, S, X	Refer to pages 894 through 896 for details		
19867 TUBE ASSY. - EVAPORATOR TO COMPRESSOR SHUT OFF VALVE				
60/62	A-with integral or hang-on A/C		1	*C0AF 19867-B
63/64	A	Refer to pages 894 through 896 for details		
60/64	B, S, X	Refer to pages 894 through 896 for details		
19972 HOSE ASSY. - COMPRESSOR TO CONDENSER INLET VALVE				
60/62	A, B	Refer to pages 894 through 896 for details		
63	A, B (8 cyl.)-with hang-on A/C		1	♣C3AZ 19972-A
63	A (6 cyl.)-with hang-on A/C		1	C3AZ 19972-B
63	B (6 cyl.)-with hang-on A/C		1	♣C3OZ 19972-B
63/64	A, B-with integral A/C	Refer to pages 894 through 896 for details		
64	B(6 cyl.)-with hang-on A/C	30, 00" long	1	C4OZ 19972-A
64	B(8 cyl.)-with hang-on A/C	12, 50" long	1	C4OZ 19972-B
60	S	Refer to pages 894 through 896 for details		
61/64	S	Hose & tube assembly	1	C1SF 19972-A
60/64	X	Refer to pages 894 through 896 for details		

♣ For units with top mounted dehydrator and receiver tank on condenser

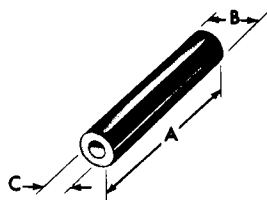


4-69

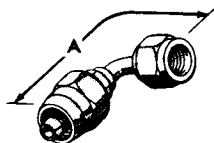
TYPICAL AIR CONDITIONER HOSE AND TUBE REPLACEMENT LINES

P-6773


FOR PART NUMBERS REFER TO PAGE 896



TYPE-1



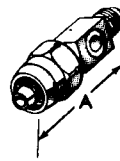
TYPE-2



TYPE-3




TYPE-4



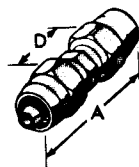
TYPE-5



TYPE-6

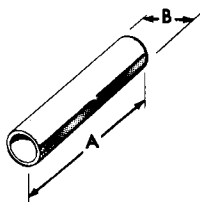


TYPE-7

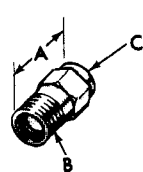


TYPE-8

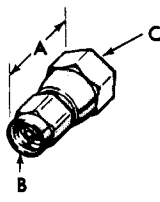
HOSE FITTINGS



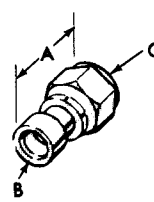
TYPE-A



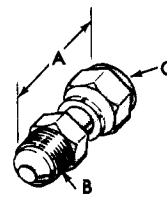
TYPE-B



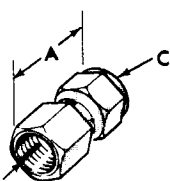
TYPE-C



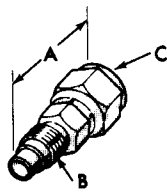
TYPE-D



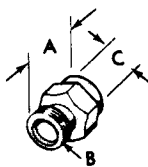
TYPE-E



TYPE-F



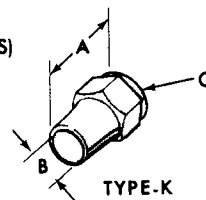
TYPE-G



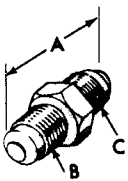
TYPE-H



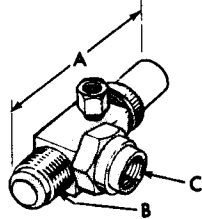
TYPE-J



TYPE-K



TYPE-L



TYPE-M

TUBE FITTINGS

P-6772

FOR PART NUMBERS REFER TO PAGE 896

19C705-8 REFRIGERANT LINE REPLACEMENT and REPAIR PARTS - continued

TYPE	DESCRIPTION	DIMENSIONS						PART NUMBER
		THREAD SIZE	HOSE SIZE (I.D. X O.D.)	TUBING SIZE (I.D.)	A	B	C	
HOSE and HOSE FITTINGS								
1	Hose (double braid)				25'	1	1/2	C4AZ 19C708-A
					25'	7/8	7/16	C4AZ 19C708-B
					25'	3/4	5/16	C4AZ 19C708-C
2	Elbow-90° female with 45° flare end	5/8-18	5/16-3/4	3/8	3 1/4			C4AZ 19C705-D
		3/4-16	7/16-7/8	1/2	4 1/2			C4AZ 19C705-E
		7/8-14	1/2-1	5/8	5 11/16			C4AZ 19C705-F
3	Fitting-male #*	1/2-20	5/16-3/4	3/8	2 3/8			C4AZ 19C705-AE
4	Fitting-male *	1/2-20	5/16-3/4	3/8	1 3/4			C4AZ 19C705-AJ
5	Fitting-male 45° flare end #	5/8-18	5/16-3/4	3/8	2 1/4			C4AZ 19C705-AK
6	Fitting-male 45° flare end	7/8-14	1/2-1	5/8	2 5/8			C4AZ 19C705-AR
		3/4-16	7/16-7/8	1/2	2 3/8			C4AZ 19C705-AS
		5/8-18	5/16-3/4	3/8	2 1/16			C4AZ 19C705-AT
7	Fitting-female 45° flare end	3/4-16	1/2-1	5/8	2 11/16			C4AZ 19C705-AZ
		7/8-14	1/2-1	5/8	2 3/4			C4AZ 19C705-AU
		3/4-16	7/16-7/8	1/2	2 9/16			C4AZ 19C705-AV
		5/8-18	5/16-3/4	3/8	2 3/16			C4AZ 19C705-AY
8	Coupling-in line hose repair		5/16-3/4		2 5/8		2 5/8	C4AZ 19C705-A
			7/16-7/8		2 5/16		2 5/16	C4AZ 19C705-B
			1/2-1		3 3/16		3 3/16	C4AZ 19C705-C
TUBE and TUBE FITTINGS								
A	Tube-copper				15'	5/8		C4AZ 19C708-D
					15'	1/2		C4AZ 19C708-E
					15'	3/8		C4AZ 19C708-F
B	Coupling-male (self sealing)				1 3/16	5/8-18	1/2-20	C1SZ 19B595-A
C	Coupling-female (self sealing)				1 1/4	1/2-20	5/8-18	C1SZ 19B596-A
K	Fitting-female 45° flare nut				1	3/8	5/8-18	87424-S(I42A)
					1 1/8	1/2	3/4-16	87426-S(I43)
					1 5/16	5/8	7/8-14	87427-S(I43A)
L	Fitting-male union with 45° flare			3/8	1 1/2	5/8-18	5/8-18	87278-S(I27CD)
				1/2	1 13/16	3/4-16	3/4-16	87280-S(I27CF)
				5/8	2 1/8	7/8-14	7/8-14	87281-S(I27CG)
M	Valve-compressor high pressure				3 13/16	3/4-16	1-14	C4AZ 19A990-A

Includes sight glass

* Quick disconnect

♦ To determine type and dimensions refer to illustrations on pages 894 & 895.

FORD CAR PARTS

SECTION 190

897

YEAR	MODEL	DESCRIPTION	QTY.	PART NUMBER
19A706 RESISTER ASSY. - BLOWER MOTOR - AIR CONDITIONER - Also refer to Group 18591				
61/	S		1	C1SZ 19A706-B
		Screw (resistor to plenum chamber cover)- No. 10-12 x 1/2"	2	42127-S8(U248C)
19710-12 CONDENSER CORE ASSY. - AIR CONDITIONER				
61/62	A (8 cyl.)		1	C1AF 19712-C
61/62	A (6 cyl.)		1	C1AF 19712-D
63	A (6 cyl.)		1	◇ C3AZ 19710-A
63	A(8 cyl.)		1	◇ C3AZ 19712-A
63	A(6 & 8 cyl.), B		1	♣ C3AZ 19712-B
64	A	Precharged-with tube & bracket -for factory installed units	1	C4AZ 19712-A
64	A-with hang-on A/C	Not precharged-with flared fittings-for dealer installed units	1	C4AZ 19712-B
64	X-with hang-on A/C		1	
64/	B-with hang-on A/C	For dealer installed units	1	
62	B (6 cyl. 170-8 cyl. 221)		1	C2OZ 19712-A
63/64	B		1	C3OZ 19712-A
62/63	S	"From 5/24/61"	1	C2SZ 19712-B
64	S	"Before 1/6/64"	1	C4SZ 19712-A
64	S	"From 1/6/64"	1	C4SZ 19712-B
60/62	X		1	CUDF 19712-B
63	X (6 cyl.)	Receiver tank on fender apron	1	C3DZ 19712-A
63	X (6 & 8 cyl.)	Receiver tank on condenser	1	C3DZ 19712-B
60	A(6 cyl.)	Nut (condenser to receiver tank)-5/16"-18	2	33797-S7(M50)
60	A	Lockwasher-5/16"	2	34806-S7(X64)
60	A	Nut (condenser to receiver tank)-5/16"-24	2	33798-S8(M62)
60	A	Clip (tube from condenser to receiver tank)	1	351648-S32(GG150)
60/62	X(except hang-on special A/C)	Screw (core to front fender apron and radiator)- No. 14-14 x 1/2"	4	31497-S8(U254)
60/62	X(except hang-on special A/C)	Lockwasher-1/4"	4	34940-S7(X88)
61/62	X(except hang-on special A/C)	Screw (core to front fender apron and radiator support)-No. 14-10 x 3/4"	2	42143-S8(U255)
62/63	X	Bolt (condenser core to front fender apron & radiator support)-No. 10-24	4	*55280-S8
62/63	X	Nut-No. 10-24	3	34053-S8(M156)
62/63	X	Lockwasher-No. 10	4	34903-S8(X96)
63	X	Bolt (condenser core to front fender apron & radiator support)-No. 10-24 x 2 1/4"	2	*55316-S8
63	X(8 cyl.)	Bolt (condenser core and dehydrator to front fender apron & radiator support)-1/4"-20 x 1/2"	4	376562-S(BB541A)
63	X(8 cyl.)	Nut-1/4"-20	4	34390-S7(M92)
19B735 COVER ASSY - EVAPORATOR - AIR CONDITIONER				
64/	S		1	C5SZ 19B735-A
19B737 DUCT ASSY. - AIR CONDITIONER EVAPORATOR CASE TO CONNECTOR				
64/	S		1	C4SZ 19B737-C
19742 GUARD - EVAPORATOR FAN - AIR CONDITIONER				
63/	A, B, X-with hang-on A/C		2	C3MY 19742-A
19752 VALVE ASSY. - COMPRESSOR LOW PRESSURE - AIR CONDITIONER - Also refer to Groups 19A990 & 19C836				
60/62	A, X		1	C0AF 19752-A
62	B		1	
60/61	S		1	
62/64	S	"Before 4/2/62"	2	C8ZZ 19752-A
64	A(6 cyl.)	"From 4/2/62" See 19A990	1	
63	A	Used with side mounted receiver tank	1	
63	X (6 cyl.)	Used with fender apron mounted receiver tank	1	
63/64	B		1	
64	X(6 cyl.)		1	
60	A, S	Bolt (valve to cyl. head)-5/16"-18 x 1.88"	4	373109-S(UU13)
		Bolt (valve to cyl. hd.)-5/16"-18 x .75" socket head	2	*373765-S
19B768 KNOB ASSY. - AIR OUTLET DOOR CONTROL - AIR CONDITIONER				
61/63	S		2	C1SF 19B768-B

◇ For units with side mounted dehydrator & receiver tank on condenser

♣ For units with top mounted dehydrator & receiver tank on condenser

SECTION 190

FORD CAR PARTS

YEAR	MODEL	DESCRIPTION	QTY.	PART NUMBER
19A783 ARM - AIR CONDITIONER and HEATER VACUUM MOTOR CONTROL				
60	A-with integral A/C		1	C0AF 19A783-A
19A786 TUBE - BLOWER HOUSING TO BLOWER MOTOR - AIR CONDITIONER				
61/ 60/62	S A-with integral A/C	Formed	1 1	C0AZ 19A786-A
19A795 COVER - BLOWER MOTOR DASH PANEL OPENING - AIR CONDITIONER - If not listed, improvise				
61/63	S	Kit-includes (1)C1SS 19A795-A lower cover, (1)C1SS 19A796-A upper cover & (1)C1SS 19A797-A seal	1	C1SZ 19A795-A
19A796 COVER - BLOWER MOTOR DASH PANEL OPENING - AIR CONDITIONER - Not supplied - Improvise				
19797 BRACKET - EVAPORATOR CASE SUPPORT - AIR CONDITIONER				
62	B-with Hang-on A/C	Not supplied-improvise	1	★
		Screw (bracket to evaporator case)- No. 10-16 x 3/8"	1	42120-S8(U248)
		Screw (brkt. to evaporator case)-No. 10-12 x 1/2"	2	42127-S8(U248C)
19A797 SEAL - BLOWER MOTOR DASH PANEL OPENING - AIR CONDITIONER - Not supplied - Improvise				
19802 PANEL - EVAPORATOR CASE - AIR CONDITIONER				
63/64	A, B-with Deluxe Hang-on A/C		1	C3AZ 19802-A
19803 PANEL - EVAPORATOR CASE - AIR CONDITIONER				
64	A, B, X-with Hang-on A/C	Lower	1	C4AZ 19803-A
19805 MOTOR ASSY. - BLOWER - AIR CONDITIONER - Also refer to Group 18527				
		DESCRIPTION		
		VOLTAGE	SHAFT DIA.	ROTATION
60/62	A-with Hang-on A/C	12	5/16"	C/CW
62	B-with hang-on A/C			1
60/62	A(8 cyl.)-with integral A/C	12	5/16"	CW
61/ 62	S A, B, X-with Hang-on Special A/C	Used with C0AF 19834-D blower wheel		1 1
		Includes blower hsg. & wheels		1
63/ 63/64	A, B, X-with. Hang-on A/C A-with Deluxe Hang-on A/C	Incl. blower wheels	12	5/16" C/CW
63/ 60	B-with Deluxe hang-on A/C S		12	5/16" CW
60/62	X-with Hang-on A/C		12	5/16" C/CW
19834 WHEEL ASSY. - BLOWER - AIR CONDITIONER - Also refer to Group 18504				
60/62	A-with integral A/C	Statically balanced-used with C2AZ 19805-A motor	1	C0AF 19834-D
60/ 60/62	S A, S	Screw (wheels to motor)-1/4"-28 x 3/8" set	1 1or2	355812-S2(BB89)
19835 TUBE ASSY. - DEHYDRATOR TO CHECK VALVE - AIR CONDITIONER				
Refer to Group 19C705-8 for Serviced Refrigerant Line Assemblies and for replacement details of those lines not supplied for service.				
19837 TUBE ASSY. - EVAPORATOR TO CHECK VALVE - AIR CONDITIONER				
Refer to Group 19C705-8 for Serviced Refrigerant Line Assemblies and for replacement details of those lines not supplied for service.				
198837 PANEL ASSY. - AIR DEFLECTOR - AIR CONDITIONER				
64/ 64/	S	R. H. L. H.	1 1	C4SZ 19B837-A C4SZ 19B837-B

* When using to replace motor identified as C0AF 18805-E the bullet terminal must be installed on ground lead

YEAR	MODEL	DESCRIPTION	QTY.	PART NUMBER
19849 VALVE ASSY. - EVAPORATOR EXPANSION - AIR CONDITIONER				
60/62	A-with Hang-on A/C	"Before 4/16/62"	1	C0AF 19849-B
62	A-with Hang-on A/C	"From 4/16/62"	1	C2AZ 19849-A
63/64	A-with Deluxe Hang-on A/C		1	
63/	B-with Deluxe Hang-on A/C		1	
63	X (6 cyl.)-with receiver tank on fender apron		1	
64/	S	"From 2/10/64"	1	
60/62	A (8 cyl.)-with integral A/C	Must be used with 374599-S adapter	1	C1AA 19849-A
62	B-with hang-on A/C		1	C5AZ 19849-A
63/	A, B, X-with hang-on A/C		1	C9ZZ 19849-A
60	S-with integral A/C		1	B8S 19849-A
61	S-with integral A/C		1	C1SF 19849-A
62	S-with integral A/C	"Before 4/2/62"	1	C2SZ 19849-A
64	S-with integral A/C	"Before 2/10/64"	1	
62/63	S-with integral A/C	"From 4/2/62"	1	C2SZ 19849-B
60/62	X-with Hang-on A/C		1	B9A 19849-B
60/62	A, S	Bolt (valve to cyl. hd.) - 5/16" - 18 x 1.88" socket hd.	4	373109-S(UU13)
61/62	A (8 cyl.)	Adapter (valve to core) - 1/2" tube	1	374599-S(II-84A)
62	B-with Hang-on A/C		1	
19858 HOSE - EVAPORATOR DRAIN - AIR CONDITIONER				
60/62	A-with Hang-on A/C (except Special)	Not supplied-improvise	2	★
62	B-with Hang-on A/C (except Special)		2	
		Clamp (hose to evaporator)	AR	BPA 18572-A
60/62	A (8 cyl.)-with integral A/C	7.50" long-cut from 3/4" I.D. hose	1	★
62	A, B-with Hang-on Special A/C	Not supplied-improvise	1	★
63	A-with Deluxe Hang-on A/C	3.75" long-cut from 3/4" I.D. hose	1	★
63	A, B-with Hang-on A/C		2	C3AZ 19858-A
63	X-with Hang-on A/C	Cut to size required	2	
64	A-with Hang-on A/C		1	C4AZ 19858-A
64	A-with Deluxe Hang-on A/C		1	C4AZ 19858-B
63	B-with Deluxe Hang-on A/C	4.00" long-cut from 3/4" I.D. hose	1	★
64	B(except 65), X-with Hang-on A/C		1	C4OZ 19858-A
64	B(65)-with Hang-on A/C	Adapter kit	1	C4OZ 19858-C
64/	B(except 65)-with Deluxe Hang-on A/C		1	C4OZ 19858-B
62	X-with Hang-on Special A/C	Not supplied-improvise	1	★
19859 PAN ASSY. - EVAPORATOR DRAIN - AIR CONDITIONER				
63/64	A, B-with Deluxe Hang-on A/C		1	C3MY 19859-A
19860 CORE ASSY. - EVAPORATOR - AIR CONDITIONER				
63	A-with Hang-on A/C		1	C3AZ 19860-B
63/64	B-with Hang-on A/C		1	
63/64	A-with Deluxe Hang-on A/C		1	C3AZ 19860-A
64	A(8 cyl. 289, 352, 390)-with integral A/C		1	C4AZ 19860-A
64/	A, X-with Hang-on A/C		1	C5AZ 19860-A
63/	B-with Deluxe Hang-on A/C		1	C3OZ 19860-A
60	S-with integral A/C		1	★B9SF 19860-A
61/	S		1	C4SZ 19860-A
63	X		1	C3DZ 19860-A
60	A(8 cyl.)-with integral A/C	Screw (core to evaporator case)-No. 10-24 x 1/2"	3	41308-S(U217)
60/62	A, B	Screw (core to evaporator case)-No. 10-12 x 3/8"	AR	42120-S8(U248)
60/62	A (8 cyl.)-with integral A/C	Screw (core to evaporator case)-No. 10-12 x 1/2"	AR	42127-S8(U248C)
61/	S		1	
60	S-with integral A/C	Screw (core to evaporator case)-No. 10-12 x 3/8"	2	42120-S8(U248)
19867 TUBE ASSY. - EVAPORATOR TO COMPRESSOR SHUT OFF VALVE - AIR CONDITIONER				
Refer to Group 19C705-8 for Serviced Refrigerant Line Assemblies and for replacement details of those lines not supplied for service.				
19A884 BRACKET ASSY. - CONTROL MOUNTING - AIR CONDITIONER				
64/	S		1	C4SZ 19A884-B
19A885 WIRING ASSY. - THERMOSTAT TO CLUTCH - AIR CONDITIONER - Improvise from B6A 14296-B or C				
60/62	A(8 cyl.)-with integral A/C	Grommet (wiring thru bezel)	1	★372898-S

YEAR	MODEL	DESCRIPTION	QTY.	PART NUMBER
19B888 SWITCH ASSY. - DAMPER DOOR - AIR CONDITIONER				
61/62	A(8 cyl.)-with integral A/C	Vacuum	1	C1AF 19B888-B
19B889 SLEEVE ASSY. - EVAPORATOR DRAIN TUBE - AIR CONDITIONER				
61/	S		1	C1SF 19B889-B
19897 CASE ASSY. - EVAPORATOR - AIR CONDITIONER - Also refer to Group 19A626				
63	A, B, X-with Hang-on A/C		1	C3AZ 19897-A
61/63	S	Partial	1	C1SF 19897-B
19B914 SWITCH ASSY. - BLOWER MOTOR GROUNDING - AIR CONDITIONER				
62/63	S		1	C2VY 19B914-A
		Nut (switch to evaporator case)-No. 10-32	2	34079-S7(M163)
		Lockwasher-No. 10	2	34903-S8(X96)
19B938 BOLT - DEHYDRATOR TANK MOUNTING - AIR CONDITIONER				
63	X(6 cyl.)	Receiver tank on fender apron	1	C3DZ 19B938-A
		Nut (bolt to bracket)-5/16"-18	2	33797-S7(M50)
		Lockwasher-5/16"	2	34806-S7(X64)
19945 WIRING ASSY. - BLOWER SWITCH FEED - AIR CONDITIONER - Improvise				
61/62	S	Clip (wiring to L. H. air deflector duct)	1	374942-S100GG211)
63	S	Strap (wiring to evaporator case)	1	376914-S(YY2)
63	S	Clip (wiring to evaporator case)	1	*377929-S
19A945 SWITCH ASSY. - TEMPERATURE CONTROL - AIR CONDITIONER - Also refer to Group 19E18				
60/62	A-with Hang-on A/C		1	C0AF 19A945-A
62	B-with Hang-on A/C		1	
		Screw (switch to name plate)-No. 8-32 x 1"	2	*40969-S8
64/	S		1	C1VV 19A945-E
19959 DEHYDRATOR and RECEIVER TANK ASSY. - AIR CONDITIONER				
60	A (8 cyl.)-with integral or hang-on A/C		1	*C0AF 19959-G
61/62	A (8 cyl.)-with integral or hang-on A/C		1	C1AF 19959-C
63	A (8 cyl.)-with deluxe hang-on A/C	11.07" long x 2.38" O. D.	1	#C3AZ 19959-A
63	A (6 cyl.)-with deluxe hang-on A/C	11.07" long x 2.25" O. D. -used with hose direct from condenser to evaporator with coupling	1	#C3AZ 19959-B
63	A (8 cyl.)-with hang-on A/C	20.03" long x 2.00" O. D.	1	‡C3AZ 19959-C
63	A (6 cyl.)-with hang-on A/C	Used with top mounted receiver tank and hose	1	
63/64	B (6 & 8 cyl.)-with hang-on A/C	direct from condenser tank to evaporator without coupling	1	
64	A-with deluxe hang-on A/C	11.15" long x 2.25" O.D. stud mounted-precharged	1	\$#C4AZ 19959-A
64	A-with hang-on A/C	10.69" long x 2.00" O. D. -not precharged-clamp on type	1	‡#C4AZ 19959-B
64/	B, X-with hang-on A/C		1	
62	B-with hang-on A/C		1	C2OZ 19959-A
63/64	B (6 & 8 cyl.)-with deluxe hang-on A/C	11.07" long x 2.25" O. D. -stud mounted	1	C3OZ 19959-A
60	S		1	C0SF 19959-B
61/	S		1	C2SZ 19959-A
60/63	X(6 cyl.)	Mounted on fender apron	1	C0DZ 19959-A
63	X (6 & 8 cyl.)	Mounted on condenser	1	C3DZ 19959-A
60/	A, B, X	Safety plug-1/8" fusible	1	354947-S(PP5)
60/62	S	"Before 12/1/61"	1	
60/	A, B, S, X	Refrigerant (air conditioner)	AR	B9LF 19B519-A
60/63	A (6 cyl.)	Nut (tank to core)-5/16"-24	2	33798-S8(M62)
63/	B		2	
60/63	A	Lockwasher-5/16"	2	34806-S7(X64)
63/	B		2	
61/63	A (8 cyl.)	Nut (tank to core)-5/16"-18	2	33797-S7 (M50)
61/	S	Nut (tank to core)-1/4"-20	2	33795-S7(M49)
64	A		2	
61/	S	Lockwasher-1/4"	2	34905-S7 (X97)
64	A		2	
19A962 KNOB ASSY. - AIR CONDITIONER CONTROL				
63	A, B, X-with deluxe hang-on A/C	Blower & temperature	2	C3AZ 19A962-A
63/64	A-with deluxe hang-on A/C	Temperature	1	C3AZ 19A962-B
63/	B-with deluxe hang-on A/C		1	
64/	A, B, X-with hang-on A/C		1	
63/64	A-with deluxe hang-on A/C	Blower	1	C3AZ 19A962-C
63/	B-with deluxe hang-on A/C		1	
64/	A, B, X-with hang-on A/C		1	

‡ For units with top mounted dehydrator and receiver tank on condenser

For units with side mounted dehydrator and receiver tank on condenser

\$ For units with dealer installed Air Conditioner

‡ For units with factory installed Air Conditioner

FORD CAR PARTS

SECTION 190

901

YEAR	MODEL	DESCRIPTION	QTY.	PART NUMBER
19A966 KNOB ASSY. - AIR CONDITIONER				
61/62	S	Temperature control	1	★C1SF 19A966-B
19B969 KIT - RADIATOR EXTRA COOLING - WITH AIR CONDITIONER				
63/	A (8 cyl. 260, 289)-with hang-on A/C	Not replaced - service details	1	★C3AZ 19B969-G
Consists of				
	1-C3AZ 8147-A	Fan shroud-L, H.	1-C2OZ 10130-B	Pulley (generator)
	1-C3AZ 8148-A	Fan shroud-R, H.	4-20326-S8	Bolt
	1-C2OZ 8509-B	Pulley (water pump)	4-34806-S7	Lockwasher
	1-C2OZ 8546-D	Spacer	2-42732-S2	Screw
	1-C4SZ 8600-A	Fan blade	2-370123-S2	Nut
	1-C3AZ 8A616-A	Clutch assy. (fan)	4-373967-S2	Nut
	1-C2OZ 8620-C	Belt (fan)	4-373968-S2	Screw
64	A(8 cyl. 352, 390) -with hang-on A/C	Not replaced-Service details (9-64)	1	★C4AZ 19B969-A
Consists of				
	1-C3AZ 8147-A	Fan shroud-upper	1-C4AZ 8A616-A	Clutch assy. (fan)
	1-C4MY 8148-A	Fan shroud-lower	2-353714-S2	Screw
	1-C4MY 8149-A	Bracket (shroud)	2-359952-S8	Nut retainer assy.
	1-C5AZ 8600-B	Fan blade	4-379496-S8	Screw
63/	B (6 cyl. 170, 200)-with X/C Radiator	Not replaced - service details	1	★C3OZ 19B969-E
Consists of				
	1-C3OZ 8509-B	Pulley (water pump)	1-C2OZ 8620-P	Belt (fan)
	1-C3OZ 8600-D	Fan blade	4-20326-S8	Bolt
	1-C3OZ 8A616-B	Clutch assy. (fan)	4-34806-S8	Lockwasher
63	B (8 cyl. 221)-except X/C radiator	Used with 17" wide radiator -not replaced - service details	1	★C3OZ 19B969-A
Consists of				
	1-C2OZ 8147-A	Fan shroud-R, H.	1-C2OZ 8600-E	Fan blade
	1-C2OZ 8148-A	Fan shroud-L, H.	1-C2OZ 8A616-A	Clutch assy. (fan)
63	B (8 cyl. 221)-with X/C radiator	Used with 20" wide radiator	1	★C3OZ 19B969-B
63	B (8 cyl. 260)		1	
Consists of				
	1-C2OZ 8147-B	Fan shroud-R, H.	1-C2OZ 8600-G	Fan blade
	1-C2OZ 8148-B	Fan shroud-L, H.	1-C2OZ 8A616-A	Clutch assy. (fan)
19972 HOSE ASSY. - COMPRESSOR TO CONDENSER INLET VALVE - AIR CONDITIONER				
Refer to Group 19C705-8 for Serviced Refrigerant Line Assemblies and for replacement details of those lines not supplied for service.				
19980 CONTROL PANEL ASSY. - AIR CONDITIONER - Also refer to Groups 18B357 & 18A651				
64/	S	Vacuum control & plate assembly	1	C4SZ 19980-A
60	S	Screw (control to panel)-No. 10-32 x 3/8"	AR	★41036-S2
60	S	Clip	AR	378897-S7-8(GG162A)
60	S	Nut (control assy. to console panel)-1/4"-20	3	33795-S7(M49)
60	S	Lockwasher 1/4"	3	34805-S8(X62)
19986 SWITCH ASSY. - BLOWER - AIR CONDITIONER				
60/62	A-with hang-on A/C except special		1	C0AF 19986-A
62	B-with hang-on A/C except special		1	
60/62	A-with heater or integral A/C		1	C1AZ 18578-A
62	A, B, X-with hang-on A/C special		1	C2AZ 19986-A
63	A, B, X-with hang-on A/C		1	C3AZ 19986-B
63/64	A-with deluxe hang-on A/C		1	C4AZ 19986-B
63/	B-with deluxe hang-on A/C		1	
64/	A, B, X-with hang-on A/C		1	C4AZ 19986-A

YEAR	MODEL	DESCRIPTION	QTY.	PART NUMBER
19986 SWITCH ASSY. - BLOWER - AIR CONDITIONER - continued				
61/62	S-with heater or integral A/C		1	C1SF 18578-B
64/	S-with heater or integral A/C		1	C4SZ 18578-A
60/62	X-with hang-on A/C except special	Push button type	1	B9AF 19986-A
60/62	X-with hang-on A/C	Push button type temperature control	1	B9A 18578-C
19988 CONTROL ASSY. - TEMPERATURE - AIR CONDITIONER - Also refer to Group 18518				
61/63	S	40.06" long	1	FDU 19988-A
		Screw(att. clip 353261-S8 & control to evaporator)-No. 10-12 x 3/8	1	*41036-S2
		Clip	1	378897-S7-8(GG162A)
61	S	Nut (control to register)-3/16" spring	1	372927-S2(MM260)
61	S	Screw (control & clip 353748-S3 to register)-No. 6-18 x 3/8"	1	*52718-S3
		Clip	1	378897-S7(GG162A)
19A989 SEAL - EVAPORATOR DRAIN HOSE TO FLOOR - AIR CONDITIONER - Not supplied - Improve				
19A990 VALVE ASSY. - COMPRESSOR - HIGH PRESSURE - AIR CONDITIONER - Also refer to Group 19752				
60/62	A		1	COAF 19A990-A
60/61	S		1	
60/62	X-with hang-on A/C		1	
62	B-with hang-on A/C		1	
60/	A, B, S, X		AR	C4AZ 19A990-A
62/	S		1	C2SZ 19A990-A
63	A		1	
63/	B		1	
63	X (6 cyl.)-Receiver tank on fender apron		1	
63	X (6 & 8 cyl.) -Receiver tank on condenser		2	
64	A(6 cyl.), X(6 cyl.)		1	
64	A(8 cyl.)		2	
64/	X(8 cyl.)		2	
19A991 BAND - BLOWER MOTOR MOUNTING - AIR CONDITIONER - Not supplied - Improve				
19B994 GASKET - COMPRESSOR VALVE PLATE				
62/	S	"O" ring-2.0" dia.-used with RotoLock type valves	2	C2SZ 19B994-A
63/	A		1or2	
63/	B		1or2	
63/	X (6 & 8 cyl.)-Receiver tank on condenser		2	
19A995 REGISTER ASSY. - EVAPORATOR - AIR CONDITIONER				
63	A, B, X-with hang-on A/C	Less louvres and controls	1	C3AZ 19A995-A
64/	A, B, X-with hang-on A/C	Less louvres and controls	1	C4AZ 19A995-A
19998 TRAP - EVAPORATOR DRAIN - AIR CONDITIONER				
61/	S		1	C1SS 19998-A
19A998 PANEL - AIR CONDITIONER EVAPORATOR CASE				
63/	A, B, X-with hang-on A/C	Upper	1	C3MY 19A998-A

IMPORTANT

ALWAYS FURNISH APPROPRIATE PATENT PLATE INFORMATION AND DSO NUMBER
IF APPLICABLE WHEN ORDERING PARTS NOT LISTED IN THE CATALOG.

INDEX

BELOW IS A LIST OF THE MAJOR GROUPS AND THE ORDER IN WHICH THEY ARE LISTED IN THIS INDEX.

BACK	DOOR - REAR	LUGGAGE COMPARTMENT	SEAT - AUXILIARY
BODY ASSEMBLY	FLOOR	PACKAGE TRAY	SEAT - FRONT
BODY SIDE	FRONT	CENTER PILLAR	SEAT - REAR
CONSOLE PANEL	GLOVE COMPARTMENT	QUARTER	TOP - FOLDING
DOOR - FRONT	INSTRUMENT PANEL	ROOF	WINDSHIELD

BACK

PART NAME	GROUP NUMBER	PART NAME	GROUP NUMBER
Adjustor (door lock actuating rod)	21816	Cover set (cargo floor complete)	60925
Anti-rattler assy. (tail gate support)-on pillar	44454	Cylinder assy.(tail gate or back door lock)-with keys	43505
Anti-rattler (tail gate lock release)	431C70		431C50
Anti-rattler (tail gate torsion bar)	45028		43279
Anti-squeak (rear corner pillar)	41078	Door assy. (lower back panel fuel filler opening)-with hinges	40628
Anti-squeak (tail gate counter balance spring)	430A12	Dovetail (rear door)-female	43190
Bar (lift gate hinge torsion)	44890-1	Dovetail (rear door)-male	5950
Bar (tail gate counter balance torsion)	43012-3	Dovetail assy. (lift gate)	431A55
Bearing and strap assy. (tail gate counter balance)	43037	Dovetail assy. (tail gate)	431A58
Bolt (tail gate outside lower moulding retainer)	425A36	Drive assy. (tail gate power-lift window regulator)	23394-5
Boot (tail gate release handle)	431D60		
Brace (back panel strainer to back window frame)	40264-5	Escutcheon (lift gate latch)	43212-3
Brace (lower back panel to floor)-inner	40396-7	Extension (back window header)-inner rail	413A00-1
Brace (lower back panel upper flange to floor)	403A40-1	Extension (fuel filler housing)	405A90
Brace assy. (lower back panel to floor)-outer	403A84-5	Extension (rear corner inner front lower pillar)	278C80-1
Bracket (belt side rail to wheelhouse)	41704-5	Extension (tail gate lock cylinder)	431A66
Bracket (lower back finish panel)	403C10	Extension assy. (back window outside side moulding)	424A16-7
Bracket (lower back finish panel) -side	403C12-3	Extension assy. (spare wheel well panel)-lower	47020
Bracket (tail gate counter balance spring)	430A06		
Bumper (back panel fuel filler opening lid)	28631	Fastener ass'y. (lower back panel or tail gate outside finish rail)	50108
Bumper (fuel filler opening lid)	40639	Filler (lower back center panel to reinforcement)	40382
	405A22	Filler (rear corner pillar)-upper	41050-1
Bumper (luggage compartment door)	43634	Filler assy. (upper back panel)	403C30-1
Bumper (tail gate latch)	431B62-3	Frame (back window glass)-upper	422A06
Bumper (tail gate or back door)	23030	Frame (back window)-lower side	41974-5
Bumper assy. (back window stop)-lower	440A06	Frame (back window)-upper	42220
Bumper assv. (tail gate on pillar)	439A00-1	Frame (back window)-upper-outer	42214-5
Bumper assy. (tail gate support on pillar)	44454	Frame assy. (back window)	42206
Bumper ass'y. (tail gate to pillar)	40426	Frame ass'y. (back window)-side	42248-9
Bushing (tail gate power-lift window regulator pinion gear)	23437	Frame assy. (back window)-upper	42208
		Gate ass'y. (lift)	40010
Catch (spare tire well panel hold-down)	45844	Gate assy. (tail)-less holes & hinges	40709
Chain assy. (spare tire well panel check)	45836	Gear assy. (door power ventilating window regulator motor)	23626-7
Channel assy. (back window glass)	422A08	Glass assy. (back window or door)	42004-6
Clamp (back window housing drain tube)	423B12	Glass assy. (back window or door)-side	42024-7
Clip (tail gate latch release lever knob retaining)	431B72	Grille assy. (back panel side air scoop opening)	40500-1
Clip (tail gate lock control link retaining)	26458-9	Grille assy. (upper back panel ventilating air)	403C28
Clip (tail gate lock release link retaining)	431C56	Gusset (lower back panel) -side	403C08-9
Control assy. (tail gate lock remote)	43170		
Cover (back window garnish moulding)	42456	Handle (rear door outside)	43400
Cover (back window outside side moulding joint)	42460-1	Handle & knob assy. (back window regulator)	44008
Cover (rear lamp)	27972-3	Handle assy. (back window regulator)	44009
Cover (spare tire well panel)	47022	Handle assy. (lift gate)	43400
Cover (tail gate or back door lock access)	43114	Handle ass'y. (rear door outside)	26600
Cover (upper back panel garnish moulding trim)	40450	Handle assy. (tail gate)	43836
Cover assy. (back window regulator handle)	44028	Handle assy. (tail gate lock release)	431C62
Cover assy. (luggage compartment lock key hole)	43514	Hinge (stowage compartment door-rear)	116A00-1
Cover assy. (tail gate lock cylinder keyhole)	21942	Hinge assy. (fuel filler door)	405A08
Cover assy. (tail gate panel)-inside	40704		

INDEX

BACK - continued

PART NAME	GROUP NUMBER	PART NAME	GROUP NUMBER
Hinge assy. (tail gate)	43000-1	Ornament (tail gate)	43500
Hinge assy. (upper back finish panel)	403A62-3	Ornament assy. (fuel filler opening lid)	405A86
	40582-3	Ornament assy. (lower back panel)	40316
Housing ass'y. (fuel tank filler pipe)	11310		
Housing assy. (fuel tank filler pipe)-center	405B12	Pad (back window regulator handle)	44011
	423A58-9	Pad (lower back panel ornament)	40371
Housing assy. (tail gate lock cylinder) -Includes attaching parts	440A34	Pad (tail gate handle)	43539
		Panel (back)-center lower	40262
Kit (tail gate window regulator drive gear)	234A24	Panel (back)-side-lower	40266-7
Knob (tail gate latch release lever)	431A76	Panel (back)-side-upper	40252-3
Latch assy. (tail gate)	43186-7	Panel (back window header)	42034
	44408	Panel (body rear side upper)	403A24-5
	40282	Panel (lower back)	40324
Letter (luggage compartment door lower back panel on spare wheel carrier)		Panel (lower back finish)	423A42-3
Lid assy. (fuel filler opening)	405A26		45106-7
Lid assv. (fuel filler opening)-with hinges	405A18	Panel (lower back panel fuel filler lid finish)	40513
	40676	Panel (lower back panel to bumper)	403B26
	40628	Panel (lower back side)	40380-1
Lid assy. (lower back panel fuel filler opening)-with hinges		Panel (rear corner inner finish)-lower	40462-3
Lift assy. (upper back finish panel)-less motor	403A52	Panel (rear corner)-outer	41230-1
Link assy. (tail gate lock release)	431A50-1	Panel (rear corner pillar venturi)-outer	41090-1
Linoleum (tail gate inside finish panel)	40726	Panel (tail gate inside panel)-linoleum	40726
		Panel (tail gate outside applique)	42588
Lock assy. (tail gate)	43150-1	Panel (tail gate outside finish)	425A34
Lock assy. (tail gate-lower)	431D88	Panel (upper back)	40314
Lock set (tail gate & glove compartment door)-with keys	43507		
		Panel and member ass'y. (lower back)	40306
Motor and bracket assy. (upper back panel lift)	46752	Panel ass'y. (back)	40300
Motor & Cover assy. (front door power ventilating window regulator gear)	23406-7	Panel assy. (back trim)-lower	40374-5
Moulding (back belt)-outside-center	423A20	Panel ass'y. (body)-lower back	40320
Moulding (back door outside belt)	40242-3	Panel assy. (fuel filler door)	405A60
Moulding (back window garnish)-lower	42305	Panel assy. (lower back applique)	40584-5
Moulding (back window garnish)-side	42416-7	Panel assy. (rear corner pillar venturi)-front	41096-7
Moulding (back window glass top)	422A28	Panel assy. (tail gate)	40700
Moulding (back window opening)-inner	42410	Panel assy. (tail gate inside belt finish)	425A20
Moulding (back window outside lower corner)	42406-7	Panel assy. (tail gate inside cover)	40705
		Panel assy. (upper back)	40310
Moulding (back window outside)-side	42492-3	Panel assy. (upper back finish)	40502
Moulding (back window outside)-top	42430-1		
Moulding (fuel filler door)	405A48	Pillar (rear corner)	403A78
Moulding (lower back finish panel)	45212-3	Pillar (rear corner inner front)-lower	41038-9
Moulding (lower back panel fuel filler lid)	405A48	Pillar (rear corner inner front)-upper	41228-9
Moulding (lower back panel)-lower	423A84	Pillar assy. (rear corner)	41210-1
Moulding (lower back panel)-side	40372-3	Pillar assy. (rear corner inner)	41032-3
		Pillar ass'y. (rear corner)-lower	412A02-3
Moulding (rear corner pillar outside)-rear	423A58-9	Pillar assy. (rear corner)-outer & inner	41022-3
Moulding (tail gate outside)	410A06-7		412A04-7
Moulding (tail gate outside center)	41018-9	Pin (tail gate counter balance spring)	430A08
Moulding (tail gate outside finish panel)	47002	Pin (tail gate counter balance strap tension)	430A24
Moulding (tail gate outside lower)	425A18	Pin (tail gate hinge)	43030
	47004	Pivot kit (tail gate upper hinge)	43096
		Plate (back window-regulator handle anchor)	44048
Moulding assy. (back belt)-outside-side	423A18-9	Plate (lift gate latch striker)	43422
Moulding assy. (back window garnish)-lower	42456	Plate (lift or tail gate lock striker)	43146-7
Moulding assy. (back window garnish)-side	423A74-5	Plate (lower back panel name)-"Falcon"	403A72
Moulding assy. (back window garnish)-upper	42410	Plate (rear corner outer panel end)	41098-9
Moulding assy. (back window outside lower center)	423A28		
Moulding assy. (back window outside upper)	423A00	Plate (tail gate counter balance torque bar mounting)	430A28
Moulding assy. (back window outside upper corner)	42376-7	Plate (tail gate hinge on body anchor)	43488
Moulding assy. (fuel filler opening lid)	405A66	Plate (tail gate latch striker)	431A72
Moulding assy. (rear lamp opening)	279A64-5	Plate (tail gate name)	42528
		Plate (tail gate spring access hole cover)	111A06
Nozzle (back window housing drain)	42312	Plate (tail gate support to pillar anchor)	444A00-1
Numeral (fuel filler opening lid)-"500"	403A36	Plate (upper back panel sill)	403D16-7
Numeral (lower back panel)	42549		
		Plate assy. (luggage compartment door lock)	43202
		Prop assy. (lift gate)	404A10-1

INDEX

BACK - continued

PART NAME	GROUP NUMBER	PART NAME	GROUP NUMBER
Rail (lower back panel outside finish)	42564	Shield (lower back panel splash)	403B34
Rail (tail gate outside finish)	40902	Shield (luggage compartment door to filler)	403C50
Rail (tail gate outside finish)-upper	423A70	Shield (tail gate trim water)	20318
Rail assy. (lift gate or back window header)	41302	Shield assy. (tail gate inside cover pad)	407A18
Rail assy. (rear door body header)	41302		
Regulator assy. (back window)-manual & electric	44000	Shim (tail gate latch striker plate)	431A61
Reinforcement (lower back center panel)	40338	Shim (tail gate lock striker plate)	43152
Reinforcement (lower back panel)-center	40440		
Reinforcement (rear corner lower pillar)	41058-9	Skid strip (tail gate)	44432-3
Reinforcement (tail gate counter balance spring bracket)	430A10-1		
Reinforcement (tail gate outside finish panel)	425A42	Socket (back window regulator stem)	44017
		Spacer (back window outside upper moulding)	42554
Release assy. (tail gate lock)	43814	Spacer (lift gate prop)	43958
Retainer (back belt moulding)	20850	Spacer (lift gate torsion bar bracket to body)	43498
	40248	Spacer (tail gate power-lift window regulator drive worm)	23590
Retainer (back window glass run)-upper	42372		
Retainer (back window glass run)-upper side	42374-5	Spring (back window regulator handle)	44036
Retainer (back window-outside lower center moulding)	423A26	Spring (back window regulator handle pawl)	44016
Retainer (back window outside upper moulding)	42413	Spring (fuel filler opening lid hinge)	405A24-5
Retainer (back window side weatherstrip lower)	42002-3	Spring (lift or tail gate latch)	43196
Retainer (fuel filler opening lid ornament)	405A70	Spring (tail gate counter balance)	430A00
Retainer (lower back finish panel)	423A64	Spring (tail gate lock latch)	431B50
Retainer (lower back panel moulding)	42527	Spring (tail gate lock pawl)	21988
Retainer (rear door lock cylinder)	43452	Spring (tail gate lock ratchet pawl)	431C76
Retainer (ski carrier)	55052	Stop (lift gate handle)	26514
			434A04
Retainer (tail gate inner panel bottom drain seal)	407A48	Strap assy. (tail gate counter balance spring)	430A14
Retainer (tail gate lower weatherstrip assembly)	402A06		43037
Retainer (tail gate ornament)	42622	Striker assy. (tail gate lock)	432A06
Retainer (tail gate outside lower finish rail)	42574		
Retainer (tail gate panel cover)	407A10	Strip (tail gate skid)	44432-3
Retainer (tail gate upper moulding)	42527	Strip assy. (back belt rail tacking)-center	41745
Retainer (upper back panel ventilating air grille)	403C52	Strip assy. (tail gate inside cover panel)	407A16-7
Retainer and moulding assy. (back window glass run)-top	422A54	Support (back window garnish lower moulding)	424A24
Retainer assy. (lower back panel moulding)	40368	Support (back window garnish side moulding)-lower	424A30
Retainer assy. (luggage compartment and tail gate moulding)	42527	Support (lower back finish panel)	403D56
Retainer assy. (rear corner pillar outside rear moulding)	410A30		
		Tail gate ass'y.	40702
Retainer assy. (spare wheel hold down bracket)	47062	Transfer (fuel filler opening lid graining)	40709
Retainer assy. (spare wheel well-upper)	470A42	Transfer (graining)-"Country Squire"	405A02
Retainer assy. (tail gate outside moulding)	407A12	Transfer (tail gate)-"Country Squire"	20748
		Tube and baffle assy. (back window housing drain)	40722-3
Rod (spare wheel mounting)	47114		424A62-3
Rod ass'y. (tail gate support)	44400-1	Weatherstrip (back window glass)	42084
		Weatherstrip (back window or door glass)	42084
Run and moulding assy. (back window outside)	422A66	Weatherstrip (back window)-side	42042-3
Run assy. (back window glass)-lower side	422A20-1		
Run assy. (back window glass)-side-upper	422A24-5	Weatherstrip (tail gate lower glass channel)	41662
Run assy. (back window glass)-top	422A36	Weatherstrip (tail gate outer panel)-to belt	41610
Run assy. (back window glass)-upper side	422A38-9		
		Weatherstrip assy. (back window glass)-inner	42072
Screen (rear window)	40040	Weatherstrip assy. (back window glass to belt)	420A00
Screen (upper back panel ventilating air grille)	40392	Weatherstrip ass'y. (lift gate)	43706
		Weatherstrip assy. (lift gate-upper)	404A06
Seal (back window glass)	420A28		
Seal (back window glass)-top	422A76	Weatherstrip ass'y. (rear door)	43722-3
Seal (back window-outside lower center moulding)	423A98	Weatherstrip ass'y. (tail gate)	41608
Seal assy. (tail gate inner panel bottom drain)	20700	Weatherstrip assy. (tail gate inner panel to belt reinforcement)	407A26-7
Seal assy. (tail gate lower corner)	43708-9		
		Welt (lift gate header and back door header trim)	42254
		Window assy. (back)	40010

INDEX

BODY ASSEMBLY

PART NAME	GROUP NUMBER	PART NAME	GROUP NUMBER
Extension assy. (body rocker panel)-rear	101A92-3	Panel (body rocker)	10130-1
Insulator (body bolt)	00154	Panel assy. (body rocker)	10128-9
Kit (light weight body components)	00012	Retainer (body bolt insulator)-lower	00157
Moulding (body rocker panel)	10174-7	Retainer (body bolt insulator)-upper	00163
		Retainer (body rocker panel moulding)	10182
		Retainer assy. (body side medallion)	25666

BODY SIDE

Cover (body side extension rear lamp access opening)	27898-9	Panel assy. (body side)	27700-1
Extension assy. (body rocker panel)-rear	101A93	Panel assy. (body side upper)	278A92-3
Extension (body rocker panel)-front	10108-9	Panel assy. (body side window opening)	278B26-7
Fastener ass'y. (body side finish rail)	50108	Pillar assy. (center body)	24300-1
Kit (moulding body side)	21048	Plate (body rear corner panel reinforcement)	28038-9
Kit (Thunderbird side sports trim)	20000	Plate (body side name)	25622
Moulding assy. (body rocker panel)	10154-5	Reinforcement assy. (body rear corner panel)	278A68-9
Moulding assy. (body rocker panel)-rear	101A04-5	Retainer (body outside moulding)	425A16
Moulding (body rocker panel)	10176-7	Retainer (body rocker panel moulding)	10182
Panel (body rear side upper)	403A24-5	Retainer assy. (body rocker panel rear moulding)	10198
Panel (body rocker)	10130-1	Valve assy. (body rocker panel drain)	101A06
Panel (body side)-outer	278A98-9		103A58
Panel ass'y. (body rocker)	10128-9		

CONSOLE PANEL

Anti-rattle (console finish panel rear floor)	044E16	Panel (console panel radio access)	044C50-1
Box and snuffer assy. (console panel)	04821	Panel (console)-side	045A36-7
Bracket (console glove compartment door check arm)	060A10	Panel (console)-top	045A36
Bracket (console mounting)-rear	045B34	Panel (front console panel finish) and kit	044D90
Cap (console panel finish moulding)	044C54	Panel assy. (console panel center rear)	04567
Clip (console panel upper moulding)	044B26	Panel assy. (console panel side)	045A46
Connector (ventilator air register damper motor hose)	019A86	Panel assy. (console)-rear	045A86-7
Console assy. (less instruments)	045B55	Plate (console glove compartment door hinge anchor)	045A12
Control assy. (ventilator air register damper)	02006	Receptacle assy. (console panel ash)	06116
Cover (door window regulator control opening)	23373		04788
Door & plate assy. (console panel rear ash receptacle)	048A60	Reinforcement (console panel)-front	30702
Door & retainer assy. (console panel ash receptacle)	048A14	Reinforcement (console panel)-rear	044B90
Grille ass'y. (console panel radio)	04405		04300
Handle (console panel ash receptacle)	04830	Retainer (console panel lower edge)	04684-5
Hose (ventilator air register damper motor)	019A88	Retainer (console panel moulding)-front & lower edge	044C48-9
Motor & bracket assy. (ventilator air register damper)	019A84	Retainer (console panel rear moulding)	045A96
Moulding (console panel)-front	045B24-5	Retainer (owner identification plate)	06148
Moulding (console panel lower edge)	04578-9	Seal (console panel front)	045E18
Moulding (console panel)-rear	04736	Spring (console glove compartment door check arm)	06114
Moulding (console panel side)	045C26-7	Striker (console glove compartment door)	06157
Moulding (console panel side)-rear	045B70-1	Strip (console panel side flange breaker)	045B88
Moulding (console panel)-upper	045A20-1	Support (console glove compartment door lock)	06152
Moulding assy. (console panel side)	045C30-1	Support (console panel front)	045B28-9
		Support assy. (console)	045B56

INDEX

DOOR - FRONT

PART NAME	GROUP NUMBER	PART NAME	GROUP NUMBER
Actuator assy. (door vacuum lock)	218A42-3	Fastener (front door inner panel bottom drail seal)	20807
Adapter (door vacuum lock control switch mounting)	218A84	Fastener ass'y. (front door outside finish rail)	50108
Anti-rattler (door lock actuating rod)	219A24-5		290B32
Anti-rattler assy. (door inside handle)	22660	Fastener assy. (front door power-lift window regulator bracket)	50108
Arm and plate assy. (door window regulator)	23234-5	Filler (door ventilating window frame)-at belt	222A82-3
Bearing (ventilating window lower pivot)-outer and inner	22330-A330	Frame assy. (door window glass)	22220-1
Bezel (door outside button)	224A06	Frame assy. (front door ventilating window)-less handle and glass	21608-9
Bezel (door vacuum lock control switch)	218A82		
Bracket (door ventilating window frame stabilizer)	22288-9	Glass (front door ventilating window)	21412
Bracket (door ventilating window lower pivot)	22954-5	Glass (front door window)	21410
Bracket (door ventilating window upper pivot)	21464-5	Glass and frame assy. (front door ventilating window)	21406-7
Bracket (door window stop)	21760-1	Glass assy. (ventilating window)-complete with frame	21402-3
Bracket (door window stop)-lower-on window	214A16	Grommet (door lock knob)	21999
Bracket (door window stop)-upper	21764	Guide ass'y. (door check)	23552
Bracket & bell crank assy. (door lock arm actuating & remote control rod)	218A30-1	Guide assy. (door window)-lockside	222A56
Bracket ass'y. (door lock arm actuating rod)	22376-7	Handle (door ventilating window locking)	22916-7
Bracket assy. (door window glass run)-lower	222A06	Handle assy. (door inside)	22600
Bracket assy. (door window regulator equalizer arm)	23230	Handle assy. (door outside)	22400-5
Bumper (door)	20122-5	Handle assy. (door window regulator)	23342
Bumper (door at lock)	23030	Hinge (door ventilating window upper pivot)	21466-7
Bumper (door window stop)	21762	Hinge and check assy. (front door)-lower	22976-9
Bumper assy. (door at belt)	23036-7	Hinge assy. (door)	22800-1
Bumper ass'y. (door ventilating window frame)	21774-5	Hinge assy. (door)-lower	22810-1
Bushing (door hinge)	22841	Hinge assy. (door)-upper	22800-1
Bushing (door lock pawl)	21801	Hinge assy. (door ventilating window)-upper pivot	21490-1
Bushing (door ventilating window pivot)	22960	Hose (door latch vacuum)	21927
Button (door window frame bolt access plug)	22285-6	Insert (door lock striker plate)	22040
Button (front door wire opening plug)	202A32	Insert (door outside upper finish rail)	208A16-7
Button and guide ass'y. (door outside handle)-Kit	22454-5		
Button assy. (door outside handle)	22484	Key (door and ignition lock)-blank	22053
Cap (door belt breakover)-front & rear	20360-3	Key (door ventilating window locking handle)	22920
Channel and retainer ass'y. (front door glass)	21458-9	Kit (door lock cylinder cover and spring)	21942-3
Channel ass'y. (front door glass guide arm roller)	21512-3	Kit (door outside handle button and lock cyl. retainer)	22442-3
Clip (arm rest)	24146	Kit (door outside rear edge moulding)	20910
Clip (door lock control link retaining)	21954-5	Kit (door window regulator drive gear)	234A24
Clip (door lock release link retaining)	431C56	Kit (front door power-window regulator, drive and coupling)	23204-5
Clip (door lock rod)	21952	Kit (outside door handle)	22400-1
Control and link ass'y. (door lock remote)	21818-9	Kit (window shade)	22856
Coupling (power-lift window regulator drive)	23440	Knob (door locking control rod)	21850
Coupling assy. (ventilating window drive shaft)	23624	Knob (door or ventilating window regulator handle)	23352
Cover (body side extension rear lamp access opening)	27898-9		
Cover (door window garnish moulding trim)	21076-7	Latch assy. (door)	21812-3
Cover (door window regulator control opening)	23876	Lever (door lock operating)	21970-1
Cover assy. (door lock cylinder key hole)	21942	Lever assy. (front door lock actuating rod)	22384-5
Cylinder and key set (door and ignition lock)	22050	Link (door latch control rod lever)	219A84
Deflector (door ventilating window air)	22268-9	Link (front door lock remote control)	21940
Door assy. (front)	20124-5	Link assy. (door latch control rod lever)	219A84
Door glass (front)	21410	Link ass'y. (door lock remote control)	21928-9
Door glass (vent.)	21412	Lock and sleeve ass'y. (door pillar)-w/2 keys	21984-5
Door handle (outside)	22400-1		
Drive ass'y. (power-lift window regulator)	23394-5	Motor & cover assy. (front door ventilating window)	23406-7
Escutcheon (door inside handle)	22620-1	Moulding (door arm rest)	24190-1
	303A20	Moulding (door)-outside-lower	20878
	22620-1		20938-9
Escutcheon (front door inside handle)	22618	Moulding (door outside panel)	20934-5
Escutcheon assy. (door inside & window reg. handle)	22635	Moulding (door outside rear)-upper	20982-3
	22635	Moulding (door outside upper)	20932-3
Extension (door lock control rod lever)	22112	Moulding (door trim)-rear or lower rear	20920-1
Extension assy. (door vent. window regulator shaft)	23442	Moulding (door trim)-upper	20968-9

INDEX

DOOR - FRONT - continued

PART NAME	GROUP NUMBER	PART NAME	GROUP NUMBER
Moulding (front door outside)-top	20492-3	Retainer (door rear weatherstrip at belt)	20572-3
Moulding (front door window frame outside)-top	20846-7	Retainer (door trim panel)	21032
Moulding and retainer assy. (door trim)-lower	20956-7	Retainer (door trim panel)-front & rear	237A24-7
Moulding assy. (door outside rear)	20938-9	Retainer (front door latch vacuum control)	219A92
Moulding assy. (door outside upper)	20936-7	Retainer (front door trim panel)-upper and lower	23760-3
Moulding assy. (door trim)-upper	21110-1	Retainer (roof headlining trim)	20918
Moulding assy. (front door window garnish)	20904-5	Retainer & division bar assy. (front door ventilating window)	22204-5
Nut (door vacuum lock control mounting)	22158	Retainer assy. (door glass run)-lock side	222A00-1
Ornament (door)-outside	20980	Retainer ass'y. (door outside handle button)	22442-3
Ornament (door trim)	20802	Retainer assy. (door outside lower moulding)	290B82
Ornament (door window garnish)	21016	Retainer assy. (door outside moulding)	20880-4
Pad (door outside handle)-large	22428-9	Retainer assy. (door outside upper moulding)	21094-5
Pad (door outside handle)-small	22448-9	Retainer assy.(moulding)-includes clip-Universal	20262
Panel (door outside finish)	20206-7		21094
Panel (door trim finish)-lower front	23778-9		20842
Panel (door trim inside finish)	237A22-3	Rivet (division bar weatherstrip)	21524
Panel (door trim inside finish)-lower rear	237A56-7	Rod (door bellcrank to door lock control lever)	218A28
Panel (front door outer)-repair	20204-5	Rod (door lock actuating)	22152
Panel assy. (door outer)-repair	20200-5	Rod (door lock control to cylinder lock)	22134-5
Pin (door hinge)	22840	Rod (door lock push button)	21852-3
Pin (door hinge)-upper	22840	Rod (front door actuating)	22380-1
Pin (door outside handle release)	22438		218A24-5
Pivot (door ventilating window)-lower	22908-9	Roller assy. (door & quarter window regulator arm)	23240 or
Pivot (door ventilating window)-upper	22952-3		262A32
Plate (door arm rest finger tip)	24142-3	Run (front door glass)-hinge side	21546
Plate (door lock striker auxiliary)	22014-5	Run (front door glass top)	21596
Plate (door lock striker tapping)	22024	Run & bracket assy. (vent window division bar glass)	21538-9
Plate (door outside handle finish)	20966-7	Run assy. (front door glass)-lock side	21508-9
Plate (door outside name)-upper-"Country"	20978		21550
Plate (door scuff)	13208-9	Seal (door ventilating window pivot)-upper	22964
Plate (door ventilating window access hole cover)	20348-9	Seal (door ventilating window adjustment opening)-at belt	222A78
Plate (door window regulator and door handle)	23370	Seal (door vent. window to door inner panel extension)	222A80-1
Plate & bellcrank assy. (door lock remote control)	22062-3	Seal assy. (door front at belt)-inner	20568-9
Plate ass'y. (door lock striker)	22008-9	Seal assy. (door inner panel bottom drain)	20700
Plate assy. (trade mark)	017A06	Shield (door & quarter trim water)	20318
Plug (door glass run access)	22300	Shield (door ventilating window rain)	22884-5
Plug (door ventilating window mounting access)	22304	Shield (door wiring)	20770
Rail ass'y. (front door outside finish)-upper	20424-5	Shield (front door ventilating window rain)	222A20-1
Rail (front door outside finish)-center	20722-3	Shield ass'y. (door wiring)	20768-9
Rail (front door outside finish)-lower	20402-3	Shim (door lock striker plate)	22058
	20868-9	Spacer (door outside button)	224A08
Rail (front door outside finish)-upper	20960-1	Spacer (door power-lift window regulator drive worm)	23590
Regulator assy. (door ventilating window)	23402-3	Spacer (door window garnish moulding)	20922
Regulator assy. (door window)	23200-1	Spacer (door window regulator handle escutcheon)	22612
Regulator ass'y. (door window)-less arms	23202-3	Spring (door hinge and check)	21232
Regulator assy. (power-lift window)-less motor, etc.	23208-9	Spring (door inside and window regulator handle)	22624
Reinforcement (door trim panel)-lower edge	23946-7	Spring (door lock main)	21858
Reinforcement (front door lock striker anchor plate)	22078-9	Spring (door lock operating lever retaining)	22075
Reinforcement assy. (door lock striker anchor plate)	22142-3	Spring (door outside handle push button)	22462
Reservoir assy. (door vacuum lock control)	219A02	Spring (door power-lift window regulator counter balance)	23318
Retainer (door bottom weatherstrip)	20712	Spring (door remote control)	21910
Retainer (door lock cylinder)	22023	Spring (door ventilating window locking handle)	22986
	22027	Spring (door ventilating window pivot)	22926
Retainer (door lock striker anchor plate)	22021	Spring (door window regulator roller)	23243
Retainer (door lower moulding)-outside	21020	Spring (luggage compartment door lock key hole cover)	22006-7
Retainer (door opening windlace)	02614		
Retainer (door outside moulding)	21060-6	Stop (door ventilating window pivot)	22992-3

INDEX

DOOR - FRONT - continued

PART NAME	GROUP NUMBER	PART NAME	GROUP NUMBER
Stop (door window)-lower	21760	Valve assy. (door vacuum lock control)	219A00
Stop (door window)-upper	21768		
	21770-1	Washer (door ventilating window locking handle)	22982
Stop assy. (door window)-lower	21758-9	Washer (door ventilating window pivot friction)	22963
Stop assy. (door window)-upper	222A24	Weatherstrip (door front at belt)-inner	20580-1
		Weatherstrip (door glass at belt)-inner	21456-7
Strip (door glass retaining)	21478	Weatherstrip (door ventilating window division bar)	21450-1
Strip (door trim inside finish panel)-rear and front	237A52-4	Weatherstrip (front door glass channel)	21510
Strip ass'y. (front door window finish)	20904-5	Weatherstrip (front door)-outer	20530-1
Support ass'y. (door glass run)-lock side	21514	Weatherstrip ass'y. (door opening)-outer	20530-1
Support ass'y. (door window lower stop)	21572	Weatherstrip ass'y. (front door ventilating window)	21448-9
Support assy. (door window rear at belt)	222A52-5	Weatherstrip ass'y. (front door window glass)	21452-3
		Window ass'y. (door ventilating)-complete	21402-3
Transfer (graining)-"Country Squire"	20748	Window ass'y. (door ventilating)-front	21406-7
Trough (door ventilating window drain)	22910-1	Window ass'y. (front door ventilating)	21406-7

DOOR - REAR

Anti-rattler assy. (rear door inside handle)	22660	Glass (rear door stationary window)	25723
Arm assy. (rear door window stabilizer)	26256-7	Glass (rear door window)	25712-3
		Glass ass'y. (rear door stationary)	26870-1
Bar assy. (rear door window division)	26900-1	Glass channel (rear door)	26228-9
Bellcrank (rear door lock)	26448-9	Glass channel ass'y. (rear door)	26228-9
		Guide assy. (rear door window)-center	26392-3
Bracket (door arm rest finger tip plate to inner panel)	241A10-1	Guide ass'y. (rear door window)-front	26216-7
Bracket (rear door window glass channel)	26384		
Bumper (door)	24630-1	Handle (rear door outside)	26604-5
Bumper assy. (rear door at belt)	27224-5	Handle ass'y. (rear door inside)	22600
Bushing (door hinge)	22841	Handle ass'y. (rear door inside assist)	24648
Bushing (rear door window regulator arm)	234A28	Hinge and check assy. (rear door)-lower	26802-3
		Hinge ass'y. (rear door)-upper	26800-1
Button & housing assy. (rear door outside)	266A12-3		
Button & pin ass'y. (rear door outside handle)	26410-1	Insert (door lock striker plate)	22040
Button assy. (rear door outside handle)-includes seal	26602	Insert (door outside upper finish rail)	20966-7
Button assy. (rear door window rear guide)	22454-5		
	25894-5	Kit (door window regulator drive gear)	234A24
		Kit (rear door safety lock)	21850
Carriage assy. (rear door window roller)-rear	262A62	Kit (window shade)	22856
Channel assy. (rear door glass)	26228-9	Knob (door window regulator handle)	23352
Clip (arm rest)	24146	Knob assy. (rear door inside handle)	22654
Clip (rear door extension panel retaining)	247A08		
Clip (rear door window)-rear	263A76	Lever (rear door lock actuating rod)	26452
Control and link assy. (rear door lock remote)	26404-5	Link (rear door lock)	26420-1
Cover (rear door pull handle)	22678	Link (rear door lock remote control)	26442-3
Cover (rear door window regulator handle screw)	23362	Link (rear door lock remote control)-rear	26490-1
Cup (door inside handle)	22634		26498
		Lock assy. (rear door)	26412-3
Dampener (rear door latch spring vibration)	219A37		
Door assy. (back)-78	40010	Moulding (rear door arm rest)	24190-1
Door assy. (rear)	24630-1	Moulding (rear door garnish finish)	25536-7
Dovetail (rear door window)	262A28-9	Moulding (rear door outside belt)-rear	254A92-3
Drive ass'y. (power-lift window regulator)	23394-5	Moulding (rear door outside)-lower	25556-7
		Moulding (rear door outside)-lower rear	25532-3
Extension (rear door inside upper rear)	24744-5	Moulding (rear door outside top)-front	254A12-3
Extension (rear door outside upper rear)	24740-1	Moulding (rear door outside top)-rear	25522-3
Extension assy. (rear door inside panel to outside panel)-front	24702-3		
		Moulding (rear door outside)-upper	25540-1
Fastener (rear door panel bottom drain seal)	20807	Moulding (rear door outside)-upper front	25586-7
Fastener ass'y. (rear door outside finish rail)	50108	Moulding (rear door outside upper rear extension)	25018-9
Fastener assy. (rear door power-lift window regulator bracket)	50108	Moulding (rear door window frame outside)-front	20982-3
Frame (rear door glass)-upper	290B32	Moulding (rear door window frame outside)-rear	254A04-5
Frame ass'y. (rear door glass)-upper	26242	Moulding (rear door window garnish)	25514-5
	26220-1	Moulding (rear door window outside)-top	25542-3

INDEX

DOOR - REAR - continued

PART NAME	GROUP NUMBER	PART NAME	GROUP NUMBER
Moulding and retainer ass'y.(rear door trim)-lower	25578-9	Rod (rear door lock push button)	26460-1
Moulding and retainer ass'y.(rear door trim)-upper	25558	Run (rear door glass)	25764
Moulding assy.(rear door outside upper rear)	26090-1	Run and bracket assy.(rear door stationary window division bar glass)	262A02-3
Moulding ass'v. (rear door trim)-rear	25546-7		
Pad (rear door inside assist handle)	24650	Run and retainer assy.(rear door glass)-hinge side	262A16-7
Pad (rear door outside handle)-large	26640-1	Run assy. (rear door glass)	25760
Pad (rear door outside handle)-small	26638-9	Run assy.(rear door glass)-lockside	25748
		Run assy. (rear door glass)-lower hinge side	25852
Panel (rear door outside finish)	24730-1	Run assy. (rear door glass)-rear	27264
Panel (rear door trim panel finish)	254A86-7	Run assv. (rear door glass)-rear inner	25754
Panel (rear door upper rear extension)	247A02-3	Run assy. (rear door glass)-rear outer	25742-3
Panel (rear door upper rear extension)-inner	24814-5	Run ass'v. (rear door glass)-top	25766
Panel assy. (door outer)-repair	24700-5	Run assy. (rear door glass)-upper hinge side	25858
Pin (rear door hinge)	26832	Seal (rear door latch remote control)	219A59
		Seal (rear door upper rear extension)	24896-7
Plate (rear door arm rest finger tip)	24142-3	Seal assy. (door inner panel bottom drain)	20700
Plate (rear door outside handle finish)	25584-5	Seal assy.(door inside panel)-lower	21122
Plate (rear door scuff)	13228-9	Seal assy. (rear door front extension)-upper	24998
Plate (rear door window regulator and door handle)	23370		
Plate assy. (door window glass run retainer)	214A26	Shield (door trim water)	20318
		Shield (rear door trim water)	27458
Rail (rear door outside finish)-lower	25300-1	Shield assy. (rear door wiring)	24784-5
	25426-7		
Rail (rear door outside finish)-upper	25320-1	Shim (rear door lock striker plate)	265A06
	254A00-1	Spacer (rear door power-lift window regulator drive-worm)	23590
Rail assy. (rear door outside finish)-center	25352-3	Spacer (rear door trim panel)	23796
Regulator (power-lift window)-less motor, etc.	27008-9	Spring (door hinge and check)	21232
Regulator assy. (rear door window)	27000-1	Spring (rear door check arm)	27206
Reinforcement (rear door glass frame)-upper front	26290	Spring (rear door check assist)-on lower hinge	26808-9
		Spring (rear door check)-on lower hinge	26833
Retainer (door arm rest finish panel)	240A16	Spring(rear door inside and window regulator handle)	22624
Retainer (rear door arm rest finish panel)	274A16-7	Spring (rear door latch toggle)	21872-3
Retainer (rear door arm rest insert plate)	240A18	Stabilizer and weatherstrip assy.(rear door window)	25478-9
Retainer (rear door glass run)	21572		
Retainer (rear door lower moulding)-outside	29144	Stop (rear door window)-lower front	26058
Retainer (rear door outside belt moulding)	25526	Stop (rear door window)-upper	25780
Retainer (rear door outside lower moulding)	25553	Stop (rear door window upper) front	262A20-1
Retainer (rear door outside lower moulding)-center	20830 or	Stop (rear door window upper) rear	262A84
	208A44		
Retainer (rear door outside lower moulding)-rear	20954	Stop assy. (rear door window)-lower	21758
Retainer (rear door outside moulding)	21060-6	Striker (rear door window dovetail)	262A30-1
	20818	Striker assy. (rear door lock)	265A04
Retainer (rear door stone guard)	25670	Strip assy. (rear door window finish)	25514-5
Retainer (rear door trim panel)	21032-3	Support (rear door arm rest)	27538-9
	25576-7		
Retainer (rear door trim panel)-lower	27590-1	Transfer (graining)-"Country Squire"	20748
Retainer (rear door trim panel)-upper	27588-9		
Retainer (rear door weatherstrip)	20586	Weatherstrip (rear door glass channel)	26258
		Weatherstrip (rear door stationary window)	262A11
Retainer and bracket assy. (rear door stationary window weatherstrip)	26084	Weatherstrip (rear door stationary window)	26894-5
	262A07	Weatherstrip (rear door upper rear extension)-outer	25474-5
		Weatherstrip assy. (rear door)	25324-5
Retainer assy. (door outside moulding)	20880-4	Weatherstrip assy. (rear door front)-at belt	25324-5
Retainer assy. (moulding)-includes clip-Universal	21094		
Retainer assy. (rear door glass run)-front	25796-7	Weatherstrip assy. (rear door glass at belt)-inside	25860-1
Retainer assy. (rear door glass run)-lockside	25804-5	Weatherstrip ass'y. (rear door glass at belt)-outside	25596-7
Retainer assy. (rear door outside lower moulding)	290B82	Weatherstrip ass'v. (rear door glass)-front	25824-5
Retainer assy. (rear door outside moulding)	21094-5	Weatherstrip assy. (rear door glass run)-rear	25476
	25562-3		
Retainer assy. (rear door outside moulding)-front	29211	Window regulator (rear door)	27000-1
Retainer assy. (rear door outside upper moulding)	20842		
	25034		
Retainer assy. (rear door pull handle)	22676		

INDEX

FLOOR

PART NAME	GROUP NUMBER	PART NAME	GROUP NUMBER
Anti-rattler assy. (spare tire well cover panel)	47017	Gusset (floor side member to rear side member)	10196-7
Arm assy. (front vibration damper restrainer)	11034-5	Gusset (floor side member to wheelhouse)- upper, inner front & rear	103A18-23
Arm assy. (spare wheel well floor pivot)	45842-3	Gusset (front floor lower cross member)	109A76-7
Baffle (fuel filler pipe)	11104	Gusset (front side member to front suspension mounting bracket)-front	11064-5
Brace (front support to side member)	10376-7	Gusset (front side member to front suspension mounting bracket)-rear	11072-3
Brace (rear floor side member to rear floor cross member)	102A44	Gusset (front side member to lower dash panel reinforcement)	11062-3
Bracket (auxiliary floor support)	111A00-1	Gusset (rear floor rear cross member)	10776
Bracket (cross member to engine support)	10050-1	Gusset (rear side member to floor side member)- inner	104A38-9
Bracket (floor pan to rear seat back strainer)	11456	Gusset (rear side member to floor side member)- outer	103A44-5
Bracket (front side member extension)	103A32-3	Gusset assy. (front floor upper cross member)	10968-9
Bracket (front suspension No.2 cross member)	11008	Housing (fuel tank filler pipe)	11309
Bracket assy. (auxiliary seat cushion floor pivot)	606A78	Housing assy. (fuel tank filler pipe)	11310
Bracket assy. (spare wheel hold down)	47105	Latch assy. (spare wheel well cover)	47256
Bumper (space tire well cover panel)	40639	Member (floor cross)-rear	10780
Catch (stowage compartment lock)	11550	Member (floor side inner)	10116-7
Chain assy. (spare tire well panel check)	45836	Member (floor side lower)	10026-7
Clip (spare wheel well cover panel)	47154	Member (floor side)-outer	10120-1
Cover (auxiliary floor panel)	11583	Member (front cross)	10852
Cover (floor cross member No.3 upper access holes)	10889	Member (front end cross)-at dash	10414
Cover (floor side member reinforcement)	104A24	Member (front floor cross No. 2)	10728
Cover (front side member front extension opening)	103A54	Member (front floor to dash)	10896-7
Cover (fuel tank filler pipe)	11201	Member (front suspension No. 1 cross)	10018
Cover (rear floor pan fuel gauge)	11290	Member (rear floor cross)-front	10786
Cover (rear shock absorber mounting access hole)	12129	Member (rear floor cross-rear)	10746
Cover (spare wheel well panel)	47022	Member (rear floor cross rear front)	10700
Cover assy. (spare wheel well)	47042	Member ass'y. (floor cross No. 2)	10690-1
Cover assy. (stowage compartment door lock)	11598	Member ass'y. (floor cross No. 3)-lower	10698
Cover assy. (transmission band adjusting access)	12128	Member ass'y. (floor cross No. 3)-upper	10734
Cover set (cargo floor complete)	60925	Member assy. (floor side outer)	10100-1
Cylinder assy. (stowage compartment lock)-w/keys	115A32	Member ass'y. (floor side)-rear	10124-5
Damper and arm assy. (front vibration)	11032-3	Member assy. (floor side rear inner)	10518-9
Escutcheon (rear seat back floor panel stop)	606A24	Member assy. (front floor cross)-lower	10812-3
Extension (center floor pan side)-rear	11186-7	Member ass'y. (front floor cross No. 1)	10692-3
Extension (center floor pan to wheelhouse)	11212-3	Member assy. (front floor cross No. 2 center)	10656
Extension (floor side inner member)-front	10066-7	Member assy. (front floor cross No. 2 outer)	10662
Extension (floor side inner member reinforcement)	104A94-5	Member assy. (front floor cross)-upper	10672-3
Extension (floor side member to front side member)-front	103A28-9	Member assy. (front side)	10462-3
Extension (floor side outer member)	10492-3	Member assy. (front side outer)	10218-9
Extension (front floor to dash panel member)	10960-1	Member ass'y. (front suspension No. 2 crst)	10010
Extension (front side member)	10062-3	Member assy. (rear floor cross)-fuel tank frt.support	11368
Extension (rear floor cross sill to inner quarter panel)	10796-7	Moulding (rear floor pan)-side	111A08-9
Extension (rear floor pan rear corner)	11252-3	Pan (auxiliary floor)	11580
Extension (rear floor pan to quarter panel)	11250	Pan (front floor)	11140
Extension (rear floor rear sill panel)	10838-9	Pan (rear floor)	11218-9
Extension (spare wheel well side)-lower front	47122	Pan (rear floor)-center	11160
Extension (spare wheel well side)-lower rear	47120	Pan (rear floor)-rear	11360
Extension assy. (front side inner member)	10556-7	Pan assy. (front floor)	11135
Extension assy. (front side member)-front	101A22	Pan assy. (rear floor)	11215
Extension assy. (rear floor pan to quarter panel)	11238-9	Panel (auxiliary floor front finish)	115A50
Extension assy. (rear floor pan to wheelhouse)	111A62-3	Panel (spare wheel well)-front	47046
Extension assy. (spare wheel well panel)-lower	47020	Panel (spare wheel well side)-inner-R. H. -refer to 27859 for L. H.	47028
Filler (auxiliary floor to quarter wheelhouse)-inner	111A82-3	Panel (spare wheel well side)-lower	47030
Filler (floor side inner member reinforcement)	10432-3	Panel (spare wheel well)-upper	47032
Filler (floor side outer member)-front end	10170-1		
Filler (rear floor pan)	11103		
Filler (rear floor to quarter panel)	11228-9		

INDEX

FLOOR - continued

PART NAME	GROUP NUMBER	PART NAME	GROUP NUMBER
Panel assy. (auxiliary floor)-without cover	11564	Reinforcement (rear floor rear extension)	112A10-1
Panel assy. (rear floor sill)-rear	11323	Reinforcement (rear side member)	10530
Panel assy. (spare tire well)-less cover	47007	Reinforcement assy. (floor side inner member)	10418-9
Plate (floor storage compartment lock striker)	60060	Reinforcement assy. (floor side inner member to front side member filler)	10562-3
Plate (floor transmission cover)	12110	Reinforcement assy. (floor side member to rear side member)	10200-1
Plate (floor transmission cover adapter)	12120	Reinforcement assy. (floor side rear member at rear spring)	10860-1
Plate (front door scuff)	13208-9	Reinforcement assy. (floor transmission cover plate)	12118
Plate (front floor lower cross member)	10962	Reinforcement ass'y. (front floor pan seat track)	11246-8
Plate (front floor pan access hole cover)	111A74	Reinforcement assy. (rear floor pan to wheelhouse extension)	111A76-7
Plate (front floor pan drain hole cover)	11117	Reinforcement assy. (rear floor rear sill panel)	111A40
Plate (front side member to front suspension housing cover)	10280-1	Reinforcement assy. (stowage compartment door latch)	11688
Plate (rear door scuff)	13228-9	Retainer (body bolt No.6 anchor plate)	111B88
Plate (rear floor member brake anchor)	102A46	Retainer (front floor mat to seat track)	13190
Plate assy. (front floor lower cross member)	10962	Retainer (rear floor pan rear corner cover)	112A54-5
Plug (floor pan seat belt anchor opening)	10034	Retainer (spare wheel well floor wing screw)	47126
Reinforcement (center floor pan)-rear	11108	Retainer assy. (floor side member moulding)	10198
Reinforcement (center floor pan to seat back strainer)	11192	Riser (rear floor front)	12004
Reinforcement (dash to frame brace to floor side member)	016A12-3	Seal assy. (rear floor pan extension drain)	11202
Reinforcement (floor side member rear extension)	105A70	Set (vinyl floor cover for complete unit)	60925
Reinforcement (floor side member to front side member)-front	10262-3	Shield (door scuff plate-wiring)	13220
Reinforcement (floor side member to front side member)-rear	10156-7	Sill ass'y. (front cross)-body type 66	10610
Reinforcement (floor side outer member)	10132	Stop (auxiliary seat back floor panel)	606A22
Reinforcement (floor side rear outer member)	10496-7	Strip (rear floor finish)-wheelhouse-rear	13234-5
Reinforcement (floor side rear outer member)-rear	102A91	Strip (rear floor finish)-wheelhouse-side	13210-1
Reinforcement (front floor pan)	111A44-5	Strip (rear seat back floor skid)-center	60684
Reinforcement (front floor pan cross)	111B08	Strip (rear seat back floor skid)-intermediate	60685
Reinforcement (front floor pan rear)	11144-5	Strip (rear seat back floor skid)-outer	60678
Reinforcement (front floor pan seat track-lower)	11634	Strip (spare tire well panel finish)-rear	47148
Reinforcement (rear floor cross member to floor pan)	10950-1	Support or shield-wiring (door scuff plate)	13218-20
Reinforcement (rear floor cross member)-upper	10790-1	Support (rear floor pan to rear side member)	111A34-5
Reinforcement (rear floor front riser)	12000	Support (spare wheel to floor)	47066
Reinforcement (rear floor pan at luggage compartment door lift bracket)	112A78-9	Support (stowage compartment lock striker)	11510
Reinforcement (rear floor pan muffler outlet pipe bracket)	11378	Tube (spare wheel well drain)	40743
Reinforcement (rear floor rear cross member)	10760		

FRONT

Air extractor (kit) fast back	29705	Bracket assy. (dash at steering column support reinforcement)	016B13
Anti-rattler (cowl ventilator screen)	02298	Brake scoop (kit)	29705
Anti-squeak (cowl top ventilator grille)	02204	Bumper (glove compartment door)	06066
Bar assy. (engine compartment support)	29432	Clip (cowl side trim panel retainer)	02359
Bezel (ventilator air register damper control)	018B00	Collar (cowl top inner panel)	02254
Brace (brake pedal support)	01524	Collar assy. (ventilator air inlet duct)	02880
Brace (brake pedal support to instrument panel)	015A08	Connector (ventilator air register damper motor hose)	019A86
Brace (cowl side)	01778	Control assy. (air)	01890-1
Brace (cowl side panel)-outer	020A62-3	Control assy. (ventilator air register damper)	02006
Brace (dash to frame)	01726-7	Cover (cowl top inner panel)	02084
Brace assy. (dash to frame)	01714-5	Cover (dash panel heater opening)-inner	018B12
Bracket (air control mounting)	01870	Cover (front body pillar outer reinforcement weld access)	025A46
Bracket (cowl top panel to front fender apron)	02294-5	Damper ass'y. (ventilator air valve)	01862
Bracket (cowl top ventilator grille support)	02218	Duct ass'y. (ventilator air)-outlet	01934-5
Bracket (ventilator air register damper)	01918		
Bracket assy. (automatic transmission shift mounting plate)	045B80		

INDEX

FRONT - continued

PART NAME	GROUP NUMBER	PART NAME	GROUP NUMBER
Extension (cowl side panel)	02062-3	Pillar assy. (front body)	02500-1
Extension (dash panel lower reinforcement)	016A06-7	Pillar ass'y. (front body)-upper inner	02522-3
Extension ass'y. (cowl top ventilator grille)	02214-5	Pillar assy. (front body)-upper outer	02536-7
Extractor assy. (air)	280B62-3		
Filler (cowl side trim)-lower	020A06-7	Plate (cowl top inner panel drain collar seal)	020A44
Filler (front body pillar to fender)-lower	02670-1	Plate (front body pillar hinge anchor-lower)	02638
Filler (front body pillar to fender)-upper	02654-5	Plate (front fender name)	50399
		Plate (heater opening cover)	01846
		Plate (steering column opening cover)	01698-9
		Plate assv. (trade mark)	017A06
Gasket (ventilator air duct drain)	018B32		
Gasket (ventilator air inlet duct to cowl top panel)	01999	Register (ventilation)	01820-1
Gasket (ventilator air register)	01408	Register assy. (ventilation air)	01814-5
Grille (cowl top ventilator)	02228		
Grille assy. (cowl top ventilator)	02222	Reinforcement (cowl side panel to floor)	02916-7
Grommet (dash panel overdrive cable)	01G94	Reinforcement (dash at steering column support)	01697
		Reinforcement (dash panel outer)	017A00-1
Gusset (cowl side to front pillar lower)	02426-7	Reinforcement (dash panel to front floor pan)	016A22-3
Gusset (dash panel lower reinforcement to body mounting plate)	01780-1	Reinforcement (dash to frame brace to floor side member)	016A12-3
Gusset (dash panel lower reinforcement to front side member)	017A24-5		
Gusset (dash panel reinforcement)	016A02-3	Reinforcement (front body pillar outer lower)	02560-1
Gusset (dash panel to floor side member)	021A14-5	Reinforcement (front body upper inner pillar)-upper	02694-5
Gusset assv. (dash panel lower reinforcement)	017A22-3		
Gusset assy. (dash panel reinforcement)	016A14-5	Reinforcement assy. (cowl side panel)	02884-5
		Reinforcement assy. (dash panel)-lower	016A32-3
Hose (ventilator air register damper motor)	019A88		
Insignia (hood)	42550	Retainer (cowl top outer panel-to head seal)	02807
Insulator ass'y. (dash)	01670-1	Retainer (cowl top ventilator grille)	02316
Insulator assy. (dash)-end	01709	Retainer (cowl top ventilator grille)-outer	02420
Insulator assy. (dash panel steering column opening cover sound)	01708	Retainer (dash panel at w/s wiper hose opening seal)	016B06
		Retainer (door opening windlace)	02614
		Retainer (front body pillar upper weatherstrip)	02594-5
Kit (front fender triple accent stripe)	20000		
Knob (cowl side ventilator or air door control lever)	02145	Retainer assy. (brake pedal bracket to cowl top inner panel)	01570
		Retainer assy. (front door glass run)-lock side	222A00-1
Letter (hood or grille)	40282	Retainer assy. (hood front outer moulding)	50273
Medallion (hood)	25662	Scoop (brake side)	29076-7
Moulding (cowl top panel)	02814	Seal (dash panel at windshield wiper hose opening)	016B04
Moulding (front pillar drip)	025A20-1	Seal (dash panel heater opening cover)	01810
Moulding (ventilator air register finish)	01412-3		
Moulding (ventilator air register panel)	01453-63	Seal (front body pillar at belt)	02716
Moulding (ventilator air register panel)-L. H.	04240-1	Seal (steering column opening cover plate)	01738
Moulding (ventilator air register panel)-R. H.	04190	Seal (ventilator air duct)-outer	01970
Moulding (ventilator air register panel upper outer)	018A04-5		
		Spring assy. (steering column opening cover retaining)	017A30
Nut (ventilator air control bezel)	019A10		
		Stabilizer (front body pillar to dash)-instrument panel	02546
Pad (radiator grille name plate)	43544		
Panel (dash)	01G05	Support (body front lower panel)	00214
Panel (ventilator air register)	02800-1	Support (ventilator air outlet duct)	018A56
Panel (ventilator air register finish)	01412-3	Support assy. (brake pedal)	01508
		Support assy. (parking brake bracket to cowl side)	02246
Panel assv. (cowl side)	02038-9		
Panel ass'y. (cowl top)	02010	Tee (ventilator air register)	018B14
Panel assy. (cowl top)-outer	02012		
Panel ass'y. (dash)	01610	Trough assy. (front body upper pillar)	025A10-1
Panel ass'y. (front pillar and cowl side)	02042-3	Tube (cowl top inner panel drain)	02207
Pillar (front body)-upper inner	02508-9	Valve (ventilator air heater duct)-drain check	019A48
Pillar (front body upper inner corner)	02622-3	Valve assy. (ventilator air)	01850-1
Pillar (front body)-upper outer	02516-7		
Pillar (front body upper outer corner)	02616-7	Weatherstrip (front body pillar)-upper	02626-7

INDEX

GLOVE COMPARTMENT

PART NAME	GROUP NUMBER	PART NAME	GROUP NUMBER
Bezel (glove compartment door lock)	060A12	Latch assy. (glove compartment door)-non locking	06072
Brace (glove compartment door lock striker)	017A64	Lock assy. (glove compartment door)-with lock cylinder & 2 keys	06081
Bracket assy. (glove compartment door lock catch striker)	06158	Lock set (glove & luggage compartment door)-with keys	43507
Bumper (glove compartment door)	06024	Moulding (glove compartment door)	04773
Cable assy. (glove compartment door check)	060A08	Panel (glove compartment door finish)	06036
Catch (glove compartment door latch striker plate)	06064	Panel assy. (glove compartment door finish)	06196
Compartment assy. (glove)	06010	Plate (glove compartment door lock catch anchor)	06150
Cover assy. (glove compartment fuse panel openings)	06156	Plate (glove compartment door lock striker)	06064
Door assy. (glove compartment)	06024	Retainer (glove compartment door lock catch)	06125
Emblem (glove compartment door push button shield)	04407	Shield (glove compartment door lock push button)	06190
Escutcheon (glove compartment door lock)	06095	Spring (glove compartment door)	06069
Glove compartment assy.	06010-5	Stop (glove compartment door)	06117-8
Grommet (glove compartment door check arm)	06122		
Hinge assy. (glove compartment)	06050		
Key (glove compartment and rear door cylinder lock)	43562		

INSTRUMENT PANEL

Bar assy. (passenger assist)-less pad & retainer assy.	045B22	Moulding (instrument panel end)	04518-9
Box and snuffer assy. (instrument panel ash receptacle)	04821	Moulding (instrument panel end lower)	044B54-5
Brace (brake pedal support to instrument panel)	015A08	Moulding (instrument panel end upper cover retaining)	04287
Bracket (door latch remote control)	219A32	Moulding (instrument panel extension)-lower	044B02-3
Bracket (instrument panel clock opening cover mounting)	04396	Moulding (instrument panel extension)-upper	044B00-1
Bracket (instrument panel heater control opening cover mounting)	04528	Moulding (instrument panel extension)-upper center	044B04
Bracket (instrument panel to pillar)	04366-7	Moulding (instrument panel)-intermediate	04446-7
Bracket (instrument panel ventilator air control mounting)	04516-7	Moulding (instrument panel lower center)	04652
Clip (instrument panel cover retaining upper moulding)	04561	Moulding (instrument panel pad retaining)-top center	044B40
Clip (instrument panel pad retaining)-upper	044B96	Moulding (instrument panel upper cover retaining)	04296-7
Clip (instrument panel radio grille retaining)	04484	Moulding assy. (instrument panel)	04287-3
Clip (instrument panel safety pad retainer)	04278	Moulding ass'y. (instrument panel end upper cover retaining)	04264-5
Connector (vacuum door latch hose)	22035	Moulding assy. (instrument panel)-intermediate-R. H.	044B58
Cover (clock opening)	04428	Moulding assy. (instrument panel to windshield)	04332
Cover (heater control opening)	04428	Panel (instrument panel at cluster finish)-lower	04774-5
Cover (instrument panel finish panel)	045C32	Panel (instrument panel extension finish)	044B06-7
Cover (instrument panel heater control opening)	04496	Panel (instrument panel extension finish)-center	044B08
Cover (instrument panel radio access)	04640	Panel (instrument panel finish)	04338
Cover (instrument panel radio opening access)-bottom	04360	Panel (instrument panel finish end)	04392-3
Cover (instrument panel safety pad defroster opening flange)	045B52-3	Panel (instrument panel finish end-lower)	045C41
Cover and cap ass'y. (instrument panel ventilator air control opening)	04513	Panel assy. (instrument)	04320
Extension assy. (instrument panel)-lower	044A38-9	Panel assy. (instrument panel finish)-lower	044A10
Filler (instrument panel pad at speaker)	045D38	Panel assy. (instrument-upper)	04634
Grille (instrument panel radio)	04454	Plate (instrument panel end cover)	045A64-5
Grille assy. (instrument panel radio)	04405	Plate (instrument panel name)	04460
Key (ignition lock)-blank	22053	Plate (instrument panel radio dial hole)	04371
Kit (instrument panel safety pad attaching)	04200	Receptacle assy. (instrument panel ash)	04810
Kit (instrument panel vacuum disposal)	04813	Reinforcement (instrument panel)-upper	04790
Medallion (clock opening)	04428	Retainer (instrument panel extension upper moulding)	044B10
Moulding (instrument panel cover retaining upper)	04522-3	Retainer (instrument panel moulding)	04439
Moulding (instrument panel cover retaining upper)-center	04772	Retainer (passenger assist bar)	045B16-7
		Retainer assy. (instrument panel ash receptacle)	04826
		Retainer assy. (instrument panel pad)	04276-7
		Spacer (instrument panel pad defroster opening)	04468
		Spacer (instrument panel to brake pedal support)	04450
		Support (instrument panel)	045A50-1
		Support ass'y. (brake pedal)	01508

INDEX

LUGGAGE COMPARTMENT

PART NAME	GROUP NUMBER	PART NAME	GROUP NUMBER
Accent stripe kit (luggage compartment door)	20000-1	Lift assy. (luggage compartment door hydraulic)	406A10
Anti-rattler (luggage compartment door torsion bar)	45028	Lift assy. (luggage compartment door)-less brackets	40654-5
Arm assy. (luggage compartment door check)	42754	Link (luggage compartment door lock actuating)	43226
Arm assy. (luggage compartment door counter balance spring)	42850-1	Lock assy. (luggage compartment door)	43200
Bar (luggage compartment door hinge torsion)	44890-1	Lockset (luggage & glove compartment door)-with keys	43507
Bracket (luggage compartment door check)	42790-1	Medallion (fuel filler pipe door)	25662
Bracket (luggage compartment door counter balance spring housing to floor)	41858	Motor and bracket assy. (upper back panel lift)	46752
Bracket (luggage compartment door hinge to wheelhouse)-lower	42744-5	Moulding (luggage compartment door)	42512-3
Bracket (luggage compartment door lift on door)	41836	Moulding (luggage compartment door)-lower	40104
Bracket (luggage compartment door lock nut mtg.)	40650-1	Nut and housing ass'y. (luggage compartment door lock)	40610
Bracket (luggage compartment door lock switch actuating lever pivot)	53948	Nut ass'y. (luggage compartment door lock)	432A34
Bracket (luggage compartment door lock vacuum actuator mounting)	432A36	Ornament (luggage compartment door)	53510
Bracket (spare wheel mounting)	47076	Ornament assy. (luggage compartment door)	42514
Bracket assy. (luggage compartment door bumper)	40130	Ornament assy. (luggage compartment door)	43500-4
Bracket ass'y. (luggage compartment door hinge to wheelhouse)	42704-5	Pad (luggage compartment door lock cylinder sleeve)	43625
Bracket assy. (luggage compartment door hydraulic lift to floor)	406A00	Pad (luggage compartment door ornament)	16675
Bracket assy. (luggage compartment door lock striker)	43235	Panel (luggage compartment door outside finish)	425A02
Bracket assy. (luggage compartment door lock transmission mounting)	406A04-5	Plate (luggage compartment door lock striker)	43252
Bumper (luggage compartment door counter balance spring arm stop)	41868	Plate (luggage compartment door name)	42528
Bumper (luggage compartment door inside)	43634	Plate assy. (name)-luggage compartment	42514
Bumper (luggage compartment door lock)	43348	Reinforcement (luggage compartment door hinge bracket)	424A70-1
Bushing (luggage compartment door lift mounting bolt)	427A42	Reinforcement (luggage compartment door opening)-drain trough	451A04-5
Bushing (luggage compartment door lock mounting bolt)	53916	Reinforcement (luggage compartment door opening)-side	279A62-3
Bushing (luggage compartment door torsion bar)-outer	448A06	Reinforcement (luggage compartment door opening upper corner)	44822-3
Cable (luggage compartment door lift drive)	53910	Retainer (luggage compartment door lock cylinder)	43629
Casing and cable ass'y. (luggage compartment door lock drive)	40670	Retainer (luggage compartment door lock sleeve)	43241
Clamp (luggage compartment door ski carrier hold down)	55008	Retainer (luggage compartment door ornament)	42522
Clip (luggage compartment door lock link)	43569	Retainer (luggage compartment door torsion bar)	448A02
Cover (luggage compartment door lock access hole)	43125	Retainer (luggage compartment door weatherstrip)	438A10-1
Cover (luggage compartment door lock keyhole)	43516	Retainer (luggage compartment door weatherstrip at seat back)	43818
Cover assy. (luggage compartment door lock key hole)	43514	Retainer assy. (fuel filler pipe door medallion)	25666
Cylinder assy. (luggage compartment door lock)	43279	Retainer assy. (luggage compartment moulding)	42527
Cylinder assy. (luggage or stowage compartment lock)	43505	Screw (luggage compartment door lock)	53536
Door assy. (luggage compartment)	40110	Shield (luggage compartment door lock striker)	432A70
Extension (luggage compartment door lock)	43283	Shield (luggage compartment door to filler)	403C50
Extension (luggage compartment door opening upper reinforcement)	44820-1	Sleeve (luggage compartment door lock mounting bolt bushing)	53917
Grommet (luggage compartment door lock)	43394	Sleeve assy. (luggage compartment door lock cylinder)	43603
Handle assy. (luggage compartment door)	43500	Spacer (luggage compartment door lock cylinder sleeve)	43535
Hose assy. (luggage compartment door hydraulic lift)	406A06-8	Spring (luggage compartment door lock key hole cover)	22006-7
Key (luggage & glove compartment door cylinder lock)	43562	Support (luggage compartment door hinge to body)	43567
Kit (luggage compartment door luggage carrier bracket & screw)	55078	Support (luggage compartment door lock nut mounting bracket)	42792-3
Kit (luggage compartment door luggage carrier hardware)	55100	Support (luggage compartment door lock nut mounting bracket)	43360-1
Kit (luggage compartment door luggage carrier pad & retainer)	55156	Support (luggage compartment door lock nut mounting bracket)	45528
Kit (luggage compartment door luggage or ski carrier)	55100	Transmission assy. (luggage compartment door lock)	40618-9
Kit (luggage compartment door luggage or ski carrier side rails)	55100	Trough (luggage compartment door lock)	427A44-5
Kit (luggage compartment door ski carrier adaptor)	55100	Trough (luggage compartment door opening)-front corner drain	45120-1
Letter (luggage compartment door)	40282	Trough (luggage compartment door opening)-lower corner drain	45118-9
Lever (luggage compartment door lock operating)	43358	Trough (luggage compartment door opening)-lower corner drain-rear	451A02-3
		Trough (luggage compartment door opening)-upper corner drain	45120
		Trough assy. (luggage compartment door opening)-lower corner	451A00-1
		Washer (luggage compartment vacuum door lock transmission mounting)	43366
		Weatherstrip assy. (luggage compartment door)	43720-1

INDEX

PACKAGE TRAY

PART NAME	GROUP NUMBER	PART NAME	GROUP NUMBER
Bracket (package tray strainer to inner roof rail)	46632-3	Panel (package tray-lower)	46519
Bracket (package tray strainer to wheelhouse)	46608-9		
Bumper assy. (package tray to luggage compartment door)	46679	Panel assy. (package tray)	46506
Button (package tray)	54460	Panel assy. (package tray end)-rear	46822-3
		Panel assy. (package tray trim)	46668
Connector (ventilator air register damper motor hose)	019A86	Panel assy. (package tray trim)-S(63A)	46668
Coupling (package tray lift assy. to motor)	46593	Plate (package tray center)	46654
		Plate (package tray end)	46652-3
Cover (package tray to roof side trim)	03496	Retainer (package tray balance link opening seal)	46420
			465A08-9
Extension (quarter trim panel to package tray)	310A62-3	Retainer (package tray on body)-outer moulding	46552
		Retainer (package tray trim panel)	54460
Hose (ventilator air register damper motor)	019A88	Retainer assy. (package tray finish moulding)	46858
Moulding (package tray finish)-end	465A04-5	Seal(package tray balance link opening)	46418-9
Moulding (package tray finish)-intermediate	465A00-1	Seal assy. (package tray)-side	46640-1
Moulding assy. (package tray on body)-rear	46530-1		465A10-1
		Strainer (package tray to floor)	46610-1
Panel (package tray)	46510	Support (package tray rear moulding)	46752-3
Panel (package tray)-end	46514-5	Support (package tray trim panel)	46802
Panel (package tray end)-front	46906-7		
	46918-9	Weatherstrip assy. (package tray panel)	46740

PILLAR - CENTER

Bracket (center body pillar to roof rail)	24574	Panel (center body pillar inside finish)-upper	24356-7
Bumper (door)	20122-5	Panel (center body pillar inside garnish)-upper or lower	24346-7
	24630-1	Pillar assy. (center body)	24300-1
		Plate (front body pillar hinge)	02666
Cap (center body pillar finish)	24452-3		
		Reinforcement assy. (center body pillar)-lower	24426-7
Fastener (center body pillar inside finish panel)	24495	Reinforcement (center body pillar to roof rail)	24312
		Reinforcement (center body pillar)-upper	24384-5
Moulding (center body pillar outside)-upper	24458-9		
Moulding ass'y. (center body pillar outside)-lower-73B, 73C, 79B	24470-1	Spacer (center body pillar adjustable)	11434-6
		Trim assy. (center body pillar)	24446-7

QUARTER

Anti-squeak (rear corner pillar)	41078	Bracket (quarter window stop)-upper	29998-9
Baffle (quarter panel fuel filler pipe)	11104	Bracket (quarter window stop)-upper rear	21772
Box and snuffer assy. (quarter panel ash receptacle)	04821	Bracket and hinge assy. (quarter window)	29976-7
Brace (body rear corner panel)	28442		
Brace (quarter lock pillar)	28268-9	Bracket assy. (quarter window front guide upper)	298A30
Brace (quarter panel to wheelhouse)	27830-1	Bracket assy. (quarter window glass run retainer)	30046
Brace assy. (quarter panel lock pillar to floor)	28198-9	Bracket assy. (quarter window guide support to floor side member)-outer	30012
		Bracket ass'y. (quarter window regulator stabilizer arm)	30244
Bracket (quarter lock pillar to roof rail)	28360-1	Bracket assy. (quarter window regulator upper stop)	303A00-1
Bracket (quarter panel fuel filler opening lid bumper)	28641	Bracket assy. (quarter window upper glass run support)	30169
Bracket (quarter panel to corner pillar upper reinforcement)	29346-7		
Bracket (quarter panel to wheelhouse brace)	291B745	Bumper (door)	20122-5
Bracket (quarter power window regulator lower stop)	29982-3		24630-1
Bracket (quarter window front guide)-lower	298A36	Bumper (quarter panel fuel filler opening lid)	28631
Bracket (quarter window hinge)-on body	29932-3	Bumper (quarter window stop)-inner	29994
Bracket (quarter window regulator housing mounting)	303A62	Bumper (quarter window stop)-outer	29986
Bracket (quarter window regulator panel to trim panel)	30308	Bumper assy. (quarter power window regulator lower stop)	29844

INDEX

QUARTER - continued

PART NAME	GROUP NUMBER	PART NAME	GROUP NUMBER
Cap (quarter belt breakover)-front	278A02-3	Guide & bracket assy. (quarter window)-rear	29782-3
Cap (quarter wheelhouse trim panel moulding)	290B60-1	Guide assy. (quarter window)	29764-5
Channel (quarter window)-upper	30514	Guide assy. (quarter window actuator)	303A30-1
Channel ass'y. (quarter glass)	29900-1	Guide assy. (quarter window)-front	29752-3
Channel ass'y. (quarter window front guide)	29820	Guide assy. (quarter window regulator equalizer arm)	30298-9
Channel ass'y. (quarter window)-lower	29958-9	Guide assy. (quarter window regulator link)	303A58-9
Channel ass'y. (quarter window)-top and side	29962-3	Gusset (quarter belt rail to wheelhouse)	290B42-3
Clip (quarter arm rest)	31662	Gusset (quarter panel to body rear side upper panel)	278B12
Clip (quarter window moulding-outer frame set)	42450	Gusset (quarter wheelhouse inner panel to drain trough)	278B06-7
Clip (spare wheel well cover panel)	47154	Handle ass'y. (quarter window)	30322
Clip assy. (quarter window outside front outer moulding)	29100	Hook (quarter coat)	29024-5
Coupling (quarter power-lift window regulator)	23279	Housing assy. (fuel tank filler pipe)	27936
Coupling (quarter power-lift window regulator drive)	23440	Housing ass'y. (quarter panel fuel tank filler pipe)	27923
Cover (quarter panel name plate stud)	290B76	Housing assy. (quarter window regulator)	303A46-7
Cover (quarter panel wheel opening)-kit	27964	Insert (quarter panel outside lower & upper ornament center)	290C80-3
Cover (quarter window regulator handle screw)	23362	Kit (quarter panel wheel opening cover)	27964
Drive ass'y. (quarter power-lift window regulator)	23394-5	Kit (quarter power-lift window regulator, drive and coupling)	30302-3
Drive assy. (quarter window power - lift regulator)	30304-5	Kit (quarter window regulator drive gear)	234A24
Escutcheon (quarter window regulator handle)	303A20	Knob (quarter window regulator handle)	23352
Extension (quarter inside to floor pan)	28750-1	Lid assy. (quarter panel fuel tank filler pipe)	28611
Extension (quarter panel center rear)	28596-7	Medallion (quarter panel)	25662
Extension (quarter panel lock side outer reinforcement)	28238-9	Moulding (front quarter window garnish upper)-front & rear	290A54-7
Extension (quarter panel)-lower-rear	28058-9	Moulding (quarter belt garnish)	29380-1
Extension (quarter panel to lower back panel)	27838	Moulding (quarter lock pillar finish)	291A58-9
Extension (quarter panel)-upper rear	28072-3	Moulding (quarter lower extension)	291B18-9
Extension (quarter panel upper to rear corner pillar lower reinforcement)	28206-7	Moulding (quarter lower rear extension)-lower	290B30-1
Extension (quarter panel window regulator)	30306	Moulding (quarter)-outside	29058-9
Extension (quarter trim panel)-upper	310A32-3	Moulding (quarter outside belt)-center	290A88-9
Extension (quarter wheelhouse)-front	27950-1	Moulding (quarter outside belt)-rear	29138-9
Extension (quarter window front guide to actuator guide)	29979	Moulding (quarter outside finish panel)	290B56-7
Extension (quarter window outside front moulding)	290A06-7	Moulding (quarter outside front belt moulding)-end	29193
Extension (quarter window regulator panel)	30484-5	Moulding (quarter outside)-upper	29068-9
Extension (rear corner lower pillar)	41054-5	Moulding (quarter outside upper rear end)	29292-3
Extension assy. (quarter panel upper rear)	27702-3	Moulding (quarter outside upper rear extension)	290C26-7
Extension assy. (quarter window guide brace)	30416-7	Moulding (quarter panel fuel tank filler pipe lid finish panel)	28698
Fastener assy. (quarter outside finish rail)	50108	Moulding (quarter panel lower)-rear	291A22-3
Filler (front quarter window opening rear corner)-upper	290B32	Moulding (quarter panel)-outside	29034-5
Filler (quarter lock pillar to reinforcement)	29650-1	Moulding (quarter panel outside finish panel)-rear upper rear	291A50-1
Filler (quarter panel extension to rear corner pillar)	28438-9	Moulding (quarter panel outside rear end)	291A50-1
Filler (quarter panel lower)-rear	28376-7	Moulding (quarter panel outside)-upper	29140-1
Filler (quarter panel)-upper front	28034-5	Moulding (quarter panel outside upper rear corner)	28982-3
Filler (quarter trim panel to rear seat cushion)	28060-1	Moulding (quarter wheel opening)	29164-5
Filler (quarter trim panel to wheelhouse)-L. H.	31106-7	Moulding (quarter wheelhouse trim panel)	290B22-3
Filler (quarter trim panel to wheelhouse)-R. H.	31383	Moulding (quarter wheelhouse trim panel front)	290B40-1
Filler (quarter window opening)-rear corner	31234	Moulding (quarter window garnish)	28994-5
Filler (rear quarter window opening front corner)-lower	29458-9	Moulding (quarter window garnish)-upper front	29004-5
Filler assy. (qtr. window outside front mldg.)-lower	29436-7	Moulding (quarter window outside front)	29014-5
Finish strip (quarter window)	29888-9	Moulding (quarter window outside front outer)	29856-7
Finish strip ass'y. (quarter window)	29004-5	Moulding (quarter window outside upper)	290A66-7
Finish strip ass'y. (quarter window)-upper	29002-3	Moulding (rear quarter window garnish)-lower	290B92-3
Frame (quarter window)	29000-7	Moulding (rear quarter window garnish lower rear)	290A60-1
Frame ass'y. (quarter window glass)	305A16-7	Moulding (rear quarter window inside upper corner)	291A88-9
Frame ass'y. (quarter window)-top and side	30504-5		291A30-1
	29962-3		
Gasket (quarter power window regulator drive)	234A20		
Gear assy. (quarter window regulator)	303A68		
Glass (quarter window rear)-L. H.	29736		
Glass (quarter window rear)-R. H.	29726		
Glass (rear quarter window)	29710-1		
Glass ass'y. (quarter window)-rear	29740-1		
Guard ass'y. (body side)	25048-9		

INDEX

QUARTER - continued

PART NAME	GROUP NUMBER	PART NAME	GROUP NUMBER
Moulding (rear quarter window outside front)	291A10-1	Pillar ass'y. (rear corner)	41032-3
Moulding (rear quarter window outside)-upper	290A62-3	Pillar ass'y. (rear corner)-lower	41022-3
Moulding & weatherstrip assy. (quarter window outside rear)	29396-7	Pillar assy. (rear corner)-outer & inner	412A04-7
Moulding ass'y. (quarter arm rest)	31796-7	Pillar ass'y. (rear quarter lock)	28160-1
Moulding assy. (quarter lower rear extension)	291B60-1	Pin (quarter window frame hinge)	30556
Moulding ass'y. (quarter outside belt)	29022-3	Plate (outside name) "Country"	20978
Moulding ass'y. (quarter outside)-lower front	29076-7	Plate (quarter window hinge retaining)	30344-5
Moulding assy. (quarter panel extension)	29078-9	Plate (quarter window regulator and door handle)	23370
Moulding assy. (qtr. panel outside lower rear extension)	29312-3	Plate (quarter window regulator handle)	29191
Moulding assy. (quarter panel outside upper rear end)	29246-7	Plate assy. (quarter window side support)	29876
	291A24-5		
Moulding assy. (quarter trim)-center	31122-3	Rail (quarter belt)-inside	28714-5
Moulding assy. (quarter trim)-lower	31214-5	Rail (quarter belt side)	41736-7
Moulding assy. (quarter trim panel)	290A42-3	Rail (quarter belt side)-front	41708-9
		Rail (quarter outside finish)-lower	290A68-9
Moulding ass'y. (quarter window garnish)	29002-3	Rail (quarter panel belt)-rear	28716-7
Moulding ass'y. (quarter window garnish)-lower	29016-7	Rail (quarter panel extension outside finish)	28530-1
Moulding assy. (quarter window outside)-rear	290B52-3	Rail (quarter panel extension outside finish)-lower	29000-1
Moulding ass'y. (quarter window garnish)-upper	29006-7	Rail (quarter panel outside finish)-upper	290A40-1
Moulding assy. (rear lamp opening)	279A64-5	Rail and reinforcement assy. (quarter belt)	279B68
Moulding assy. (rear quarter window garnish front)	291A60-1	Rail and support assy. (roof luggage carrier)	55104-5
Moulding assy. (rear quarter window garnish rear)	291A84-5	Rail ass'y. (quarter belt side)	41732-3
Moulding assy. (rear quarter window garnish)-upper	290A14-5	Rail assy. (quarter outside finish)	28712-3
Moulding assy. (rear quarter window outside)-rear	291A32-3		
Numeral (quarter panel outside)	291B30-1	Receptacle assy. (quarter ash)-includes cover	30702-3
		Receptacle assy. (quarter ash)-less cover	30712
Ornament (quarter panel)	28984-6	Regulator assy. (power-lift window)-less motor, etc.	30380-1
		Regulator ass'y. (rear quarter window) -manual	30306-7
Ornament (quarter panel)-lower back corner	291A52-3	Reinforcement (quarter body lock pillar)-upper	28176-7
Ornament (qtr. panel)-rear- includes attaching parts	27915-9	Reinforcement (quarter lock pillar)	28364-5
	290A76-7	Reinforcement (quarter outer panel)-lock side	28200-1
		Reinforcement (quarter panel lock side)-lower	28216-7
Panel (quarter)	27846-7	Reinforcement (quarter panel lock side)-upper	28208-9
Panel (quarter inside lining)-upper	31070-1	Reinforcement (quarter panel rear extension)	280B06-7
Panel (quarter lock pillar)-lower outer-repair	281A08-9	Reinforcement (quarter panel tail lamp opening)	27970
Panel (quarter)-lower center-repair	280B70-1	Reinforcement (quarter panel upper rear)	28538-9
Panel (quarter)-lower front-repair	27846-7		
Panel (quarter lower rear extension finish)	29158-9	Reinforcement (quarter trim lower front panel)	310A86-7
Panel (quarter outside finish)	24730-1	Reinforcement (qtr. wheelhouse outer pillar to roof)	279B00-1
	27866-9	Reinforcement (quarter window channel front upper corner)	26290
	290B10-1	Reinforcement (roof luggage carrier slot)	55124
Panel (quarter panel inside)-front	278A08-9	Reinforcement assy. (quarter lock pillar)-lower	28128-9
Panel (quarter panel inside)-rear	278A10-1	Reinforcement assy. (quarter outer panel)-lock side	28200-1
Panel (quarter panel inside to floor pan)	27858-9	Reinforcement assy. (rear lamp opening)	27776-7
Panel (quarter panel upper front)	28516-7		
Panel (quarter)-rear lower rear-repair	27850-1	Retainer (fuel filler opening collar boot)	280B22
Panel (quarter trim finish)	310A02-3	Retainer (quarter arm rest base cover)	240A14
Panel (quarter trim)-lower front	31722-3	Retainer (quarter lower moulding)-outside	21020
Panel (quarter)-upper	27854-5		29144
Panel (quarter wheelhouse)-inner	27886-7	Retainer (quarter outside front belt moulding)	29128
Panel (quarter wheelhouse)-outer	27894-5	Retainer (quarter outside to lower back panel)	29098-9
Panel (quarter window opening)	278B28-9	Retainer (quarter panel outside moulding)	21060-6
Panel (side lining)-lower front	27948-9		20818
Panel (side lining)-lower rear	27954-5	Retainer (quarter panel to package tray weatherstrip)	278B78-9
		Retainer (quarter pillar windlace)-lower	31346-7
Panel assy. (quarter outside finish)	290B12-3	Retainer (quarter trim panel)	31066-7
Panel assy. (quarter panel inside to floor pan.)	27856-7	Retainer (quarter trim panel)-at belt rail	31481
Panel assy. (quarter panel wheel opening cover)	27974-5	Retainer (quarter trim panel)-front	31067-8
Panel assy. (quarter regulator)	27870-1	Retainer (quarter trim panel to rocker panel)	31232
Panel assy. (quarter wheelhouse)	27882-3	Retainer (quarter trim panel water shield)	31240-1
		Retainer (quarter vent window weatherstrip)	30228-9
Pillar (quarter lock front)	28178-9	Retainer (quarter wheelhouse trim)	31494-5
Pillar (quarter lock upper)-outer	28324-5	Retainer (quarter window front guide roller)	30492
Pillar (quarter wheelhouse to roof)-inner & outer	278A36-9	Retainer (quarter window garnish moulding)-rear	29308
Pillar (quarter wheelhouse upper to roof)-inner	279B02-3		
Pillar (rear corner inner front center)	412A32-3		

INDEX

QUARTER - continued

PART NAME	GROUP NUMBER	PART NAME	GROUP NUMBER
Retainer (quarter window lower front moulding)	291A90-1	Spring (quarter power-lift window regulator counterbalance)	30351
Retainer (quarter window opening panel)-lower	27972-3	Spring (quarter window regulator arm roller)	23243
Retainer (quarter window rear weatherstrip)	29980-1	Spring (quarter window regulator handle)	22624
Retainer (quarter window stationary glass)-upper front	30130	Star (quarter trim panel)	23932
Retainer (rear quarter window front moulding)	291A94	Stop (quarter window)-front guide	29814-5
Retainer (rear quarter window lower rear moulding)	291A92-3	Stop assy. (quarter window)	29968
Retainer (rear quarter window outside front moulding)	291A12	Stop assy. (quarter window)-lower	29805
Retainer assy. (moulding)-includes clip-Universal	21094	Stop assy. (quarter window regulator arm)	29822
Retainer ass'y. (quarter ash receptacle)	30714	Strainer (lower quarter panel front)	280A50-1
Retainer ass'y. (quarter moulding)-outside	29120	Strainer (quarter panel) -rear	279B98-9
Retainer assy. (quarter outside finish panel moulding)	21094-5	Strainer ass'y. (quarter panel belt to floor)	28788-9
Retainer assy. (quarter outside lower moulding)-rear	290B78	Strainer assy. (quarter panel belt to quarter)	280A14-5
Retainer assy. (quarter outside upper moulding)	290B82	Strainer assy. (qtr. panel belt to spare wheel well)	28534
Retainer assy. (quarter panel medallion)	29108	Strainer assy. (qtr. window opening panel)-center	278B88
Retainer assy. (qtr. panel outside rear end moulding)	25666	Strainer assy. (quarter window opening panel)-front & rear	278B70-2
Retainer assy. (quarter pillar windlace)-lower	29185	Strap ass'y. (assist)	31406
Retainer assy. (quarter spear front moulding)	310A08-9	Strip (quarter window glass retaining)	29724
Retainer assy. (quarter wheel opening moulding)-rear	290C64	Strip assy. (belt side front tacking)	41772-3
Retainer assy. (quarter window glass run)	291B68	Strip assy. (belt side rear tacking)	41782-3
Retainer assy. (quarter window guide button)	29734-5	Strip assy. (quarter wheelhouse cover)	310A24-5
Retainer assy. (quarter window to guide)	30370	Stud (quarter window guide roller)	29825
Roller (quarter window guide)	30426-9	Support (quarter window weatherstrip to reg. panel)	29992
Roller assy. (quarter window regulator arm)	29824	Transfer (graining)-"Country Squires"	20748
Run (quarter window glass)	298A46-8	Trough (quarter inside panel front drain)	405A02
Run assy. (quarter window glass)-rear	23240	Weatherstrip (qtr. panel at wheelhouse)-lower baffle	28132
Run assy. (quarter window glass)-upper	30048	Weatherstrip (quarter window finish strip)	29744-5
Run ass'y. (quarter window glass)-upper front	29522-3	Weatherstrip (quarter window)-front	30146-7
Seal (quarter lock pillar to window frame)	30008-9	Weatherstrip (quarter window glass)-inner	29744-5
Seal (quarter panel to package tray panel)	30010	Weatherstrip (rear quarter window)	29904-5
Seal (quarter panel wheel opening cover)	3010A-5	Weatherstrip and retainer assy. (quarter window)-outer upper	29920-1
Shield (quarter panel fuel filler overflow)	28182	Weatherstrip assy. (quarter lock pillar)-upper front	28306-7
Shield (quarter trim water)	27738-9	Weatherstrip ass'y. (qtr. wind.) front-lower corner	29748
Spacer (front quarter window opening) -inside panel	27986-7	Weatherstrip assy. (quarter window glass)-inner & outer belt	29742-3
Spacer (quarter outside center belt moulding)	28622	Weatherstrip assy. (quarter window)-outer	29732-3
Spacer (quarter power-lift window regulator drive worm)	31090-1	Weatherstrip assy. (rear quarter window)	298A02-3
Spacer assy. (quarter window opening panel to pillar)	20318	Wheelhouse assy. (quarter)	27882-3
	27884	Window (rear quarter)	29710-1
	290B16		
	23590		
	278B80		

ROOF

Absorber (roof panel sound)	54330	Clamp assy. (roof hold down)-front	50508
Bow (roof luggage carrier)	55118	Clamp assy. (roof hold down)-side	50500
Bracket (rear roof rail outer extension)	513B46-7	Clip (ski carrier hold down clamp retaining)	55020
Bracket (roof side outer rail)	513B56-7	Container ass'y. (roof sunshade curtain)	30124
Bracket (upper back panel brace to roof rail)	403E18-9	Cover (roof drip finish moulding joint)-front	51792
Cap (roof headlining support)	52126-7	Cover (roof drip moulding joint)-front	51762
Cap (roof luggage carrier rail finish)	55182	Cover (roof drip moulding joint)-rear corner	51798-9
Carrier (roof luggage)-kit	55100	Cover (roof side inner moulding joint)	51744
Carrier assy. (ski)-less side rails	55004	Cover assy. (front roof control)	53596-7
Clamp (roof ski carrier hold down)	55008	Cover assy. (roof glass garnish moulding)-rear corner	50048-9
Clamp and strap assy. (ski carrier)	55006	Cover assy. (tonneau)	501A34

INDEX

ROOF - continued

PART NAME	GROUP NUMBER	PART NAME	GROUP NUMBER
Escutcheon (tonneau cover footman loop)	54814	Ornament (roof outside)-side	50286-7
Extension (front roof rail outer)	513A62-3	Ornament (roof side)-center	517A28
Extension (rear roof outer rail to wheelhouse)	52562-3	Ornament (roof side)-inner	517A00-1
Extension (roof headlining support)	52133	Ornament (roof side)-outside	517A20-1
Extension (roof outside side moulding)-rear	517A50-1	Ornament and medallion assy. (roof side)	517A18
Extension (roof panel rear)	50847	Ornament assy. (roof side)-outside	517A56-7
Extension (roof panel to back window frame)-side	50282-3		
Extension (roof side inner rear rail)	51220-1	Pad (roof luggage carrier slot)	55147
	513A34-5	Pad (ski carrier bottom support)	55028-9
Extension (roof side outer rear rail)	51206-7	Panel (roof)	50202
Extension (roof side rail rear)-inner	513A04-5	Panel (roof side)-inside rear	51982-3
Extension assy. (roof side rear rail to wheelhouse)	513A86-7	Panel assy. (roof)	50200-2
	513A44-5	Panel assy. (roof side ornament)	50302-3
Fastener assy. (roof hold down clamp)-rear	50590		517A32-3
Fastener assy. (roof luggage carrier)-Wagons	55014	Plate (folding top hold down clamp latch)-front	50530
		Plate (roof hold down clamp latch)-front	50530
Gear (roof lock drive)	53523	Plate (roof side name)	50399
Guide assy. (roof sliding panel)	502C10	Plate assy. (roof hold down side clamp latch)	50502-3
		Plate assy. (tonneau cover adjustment)	501A14
Kit (roof luggage carrier)	55100		
Kit (roof luggage carrier assy. mounting)	55100	Rail (front side)	53104-5
Kit (roof luggage carrier bracket & screw)	55078	Rail (roof luggage carrier)-front & rear	55106
Kit (roof luggage carrier hardware)	55100	Rail (roof luggage carrier)-rear	55138
Kit (roof luggage carrier hold down strap assy.)	55196	Rail (roof luggage carrier)-side	55114
Kit (roof luggage carrier side rail mounting)	55100	Rail (roof)-side	51184-5
Kit (roof ski carrier adaptor)	55100	Rail (roof side drip)	51700-1
Kit ("Starliner" roof)	50202	Rail (roof side inner center)	51226-7
			513A36-7
Lifter assy. (roof sliding panel)	502B48-9	Rail (roof side inner center lower)	51652-3
Link ass'y (folding top power) -lower	50356-7		513A50-1
		Rail (roof side inner)-rear	513A18-9
Medallion (roof side)	25662	Rail (roof side inner rear)-upper	51618-9
Medallion assy. (roof side)-outside	517A22	Rail (roof side)-outer-front	51186-7
			513A12-3
Moulding (roof drip finish)-front	51718-9	Rail (roof side)-outer-rear	51216-7
Moulding (roof drip finish)-side	5172C-7		513A16-7
Moulding (roof drip finish)-side-rear	51728-9	Rail ass'y. (roof side front inner)	51180-1
Moulding (roof drip rear corner)	517A82-3	Rail ass'y. (roof side)-inner	51212-3
Moulding (roof drip rear finish)	517A46	Rail assy. (roof side inner front)	513A38-9
Moulding (roof drip side finish)-front	517A54-5	Rail assy. (roof side inner rear lower)	513A42-3
Moulding (roof drip side finish)-rear corner	517A48-9	Rail assy. (roof side inner rear)-upper	513B24-5
Moulding (roof glass)-outside-side	50062-3		
Moulding (roof outside belt)-rear	50402-3	Ramp (roof sliding panel lifter)	502B54
Moulding (roof outside)-rear	50044	Reinforcement assy. (roof panel)-center	50244
	517A36-7	Reinforcement assy. (roof panel)-front	50222
Moulding (roof outside rear center)	50044		50283
Moulding (roof) outside-side	517A16-7	Reinforcement assy. (roof panel)-rear	50217
Moulding (roof side finish)	51628-9		50291
Moulding (roof side)-inner front	51752-3	Reinforcement (roof panel center)	50290
Moulding (roof side inner rail)-rear	517B46-7	Reinforcement (roof side outer rear rail)	513B34-5
Moulding (roof side)-inner-rear	51754-5		
		Retainer (roof header weatherstrip)-end	51356-7
Moulding (tonneau cover)-front corner	501A54	Retainer (roof headlining)	52146-7
Moulding (tonneau cover)-front inner	501A60-1	Retainer (roof headlining)-side or rear corner	52136-9
Moulding (tonneau cover front moulding)	501A68	Retainer (roof headlining support)	52182
Moulding (tonneau cover front moulding)-end	501A70	Retainer (roof outside belt moulding)	51842
Moulding (tonneau cover)-front outer	501A62-3	Retainer (roof outside cover)	53729
Moulding (tonneau cover)-rear	501A64	Retainer (roof outside rear side moulding)	50030
Moulding (tonneau cover)-side	501A50	Retainer (roof outside side front moulding)	50024-5
		Retainer (roof side medallion)	04540
Moulding assy. (roof outside)-belt	517A04-5	Retainer (roof side ornament)	517A08
Moulding assy. (roof outside vinyl cover)-rear side	517A02	Retainer (roof side rail weatherstrip)	513A66-7
Moulding assy. (roof side rail)-inner	513B42-3		513A28-9
		Retainer (roof side rail weatherstrip rear corner)	51246
Nut assy. (front roof lock)	53510		

INDEX

ROOF - continued

PART NAME	GROUP NUMBER	PART NAME	GROUP NUMBER
Retainer (roof side rear trim foundation)	519A16	Spacer (rear roof side inner front moulding)	51775
Retainer (roof side weatherstrip cap)	513B36-7	Spacer (roof outside rear moulding)	517A68
Retainer (roof to upper back panel outer weatherstrip)	50396-7	Strap assy. (roof luggage carrier hold-down)-Kit	55196
Retainer (roof vinyl cover)-front	53716	Strip (roof headlining header retaining)	52202
Retainer (roof vinyl cover)-front corner	53730	Strip (roof headlining retaining)	50952-3
Retainer (roof vinyl cover)-side	53729	Strip (roof headlining side retaining)-front corner	50934-5
Retainer (ski carrier)	55052	Strip (roof headlining side retaining)-rear lower	50900
Retainer(tonneau cover to body)-rear	501A36	Strip assy. (roof headlining header tacking)	51016-7
Retainer assy. (hard top medallion)	25666	Strip assy. (roof headlining side retaining)-front	50936-7
Roof repair (hard top)-kit	50223	Strip assy. (roof headlining side retaining)-rear	50940-1
Screw (front roof lock)	53536	Support (roof headlining)	52101-10
Seal (roof side inner front moulding)	517B30	Support (roof luggage carrier)	55140
Seal (sliding roof panel rear)	502C76	Support (roof sliding panel front air deflector)	502B92
Slat assy. (roof luggage carrier)-inner & outer	55150-2	Weatherstrip (rear roof)-rear	51322
Slat assy. (roof luggage carrier)-outer	55022	Weatherstrip (roof sliding panel)-front	502C50
Sleeve (rear roof back mounting bolt bushing)	53917	Weatherstrip (roof sliding panel)-intermediate	502C51
Spacer (rear roof assist spring guide mounting)	53919	Weatherstrip (roof sliding panel)-rear	502C12
		Weatherstrip ass'y. (roof side rail)	51222-3

SEAT - AUXILIARY

Arm assy. (auxiliary seat back floor pivot)	60830-1	Panel ass'y. (auxiliary seat back)-floor board-front	60940
Belt assy. (auxiliary seat complete)	613B84	Panel ass'y. (auxiliary seat back)-floor board-rear	60942
Bracket (auxiliary seat back support)	600A74-5	Prop ass'y. (auxiliary seat back)	60930
Bumper assy. (auxiliary seat back floor panel)	605A18	Retainer (auxiliary seat cushion floor)-front	507A46
Bumper (auxiliary seat back floor pivot arm)	61506	Stop (auxiliary seat back floor)	606A22
Hinge ass'y. (auxiliary seat back floor board panel)	30928	Support assy. (auxiliary seat back)	600A76-7
Latch assy. (auxiliary seat back floor)	61142	Support assv. (auxiliary seat back floor latch)-outer	61507

SEAT - FRONT

Actuator assy. (front seat back adjusting)	610A02	Cover (front seat back pivot side)	61692-5
Bar (front seat track tie)	61726-7	Cover (front seat head rest trim)	610B40
Bar assy. (4-Way power seat track horizontal equalizing)	61842	Cover (front seat track motor)	618B76
Bar ass'y. (4-Way power seat track vertical equalizing)	J1832	Cover (power seat adjusting regulator housing)	617A16
Bearing (power seat adjusting regulator housing)	617A18	Cover assy. (4-way power seat regulator)	60481
Bearing (power seat adjusting regulator needle thrust)	617A26	Extension (front seat cushion side shield)	62198-9
Bearing (power seat adjusting regulator screw)-rear	617A20	Frame assy. (front seat back head rest)	610A34
Belt and tongue (front seat safety)	61136	Gasket (4-Way power seat regulator cover)	60467
Belt Kit (front seat safety)-center	61200	Gear (4-Way power seat regulator)	60419
Bolt (front seat belt anchor eye)	61212	Gear (power seat adjusting regulator)	617A15
Bolt (front seat track tie rod eye)	61730	Handle (front seat back adjusting)	61198
Boot (front seat belt anchor bolt)	61140	Handle (front seat track adjusting)	61755
Boot (front seat belt retractor)	61140	Handle ass'y. (front seat track adjusting)	61753-4
Boot (roll bar interior trim)	61218	Handle assy. (seat track vertical adjusting)	61754
Boot and retainer kit (front seat belt)	611A32	Hook (front seat track release cable)	619A02
Bracket (4-way power seat regulator)-rear	60455	Hook assy. (seat belt)	61280
Bracket (front seat head rest mounting)	610A80	Housing assy. (4-Way power seat regulator)	60402-3
Bracket (front seat track assist spring)	61804	Housing assy. (power seat adjusting regulator)	617A30
Cable assy. (front seat back adjusting)	610A84	Insert (front seat back center)	61622
Cap (roll bar end)	61218	Kit (manual 4-way tilt seat track assy.)	61700
Clip (front seat back adjusting actuator cable inner)	610A28	Kit (seat safety belt)-front or rear seat	61200
Clip (front seat back adjusting actuator cable outer)	610A46		
Clutch (power seat adjusting regulator)	617A36		
Coupling (4-way seat adjuster motor to shaft)	60487		
Coupling (front seat adjuster transmission drive)	618A59		
Coupling (power seat track regulator drive)	619A32		

INDEX

SEAT - FRONT - continued

PART NAME	GROUP NUMBER	PART NAME	GROUP NUMBER
Link (power seat track regulator to horizontal equalizer bar)	62003	Retractor assy. (front seat belt)	610A88
Link (power seat track vertical adjusting bar)	61854	Retractor kit (front seat belt)	611A06
Link assy. (power seat track vertical adjusting bar)	61926	Rod assy. (front seat track vertical lift release control)-Manual 4 Way tilt seat	617A66
Loop (front seat belt restricting)	61222	Rod assy. (seat track tie)	61802
Moulding (front seat cushion side shield)	61410-1	Screw ass'y. (power seat adjusting horizontal reg.)	60428
Moulding assy. (front seat back)	65206	Screw assy. (power seat adjusting vertical regulator)	617A02
Nut assy. (power seat adjusting regulator)	619A66		60449
Ornament (front seat back)	64824	Seat belt kit (safety)	617A06
Pad (front seat back head rest support)	610A52		61200
Pad (front seat cushion)	63222	Shaft (power seat adjusting regulator worm gear)	617A17
Pad (front seat cushion center)	63277	Shaft assy. (4-way power seat regulator)-horizontal	60477
Pad assy. (front seat back head rest)	610A60	Shield (front seat back rear)	61616
Pad assy. (front seat cushion lower)	63245	Shield (front seat back side)	61616-7
Panel & cover assy. (passenger reclining seat head rest rear)	610A72	Shield (front seat cushion side)	62186-7
Panel assy. (front seat back rear trim panel insert)	60762	Shield (front seat track)	62162-3
Plate (front seat back ornament mounting)	64825	Sleeve (front seat back hinge pivot)-inner & outer	61696-7
Plate (front seat back scuff)	61642	Solenoid & plunger repair kit (power seat adjusting nut)	61925
Plate assy. (front seat back hinge)	60064	Spacer (front seat back pivot arm)	60394
Race (power seat adjusting regulator needle thrust bearing)	617A22	Spacer (front seat track reinforcement-to floor)	617B68
Receptacle ass'y. (front seat back ash)	62876	Spacer (front seat track-to floor support)	62016
Regulator assy. (front seat 4-way power)	617A01	Spring (front seat back head rest guide rod)	610A04
Reinforcement (front seat belt anchor to side member)	61216	Spring (front seat belt retractor)	610A98
Reinforcement (front seat track)	617A46	Spring (front seat track assist.)	61828
Reinforcement (front seat track stabilizing)	61844	Spring (front seat track horizontal assist)	617A69
Reinforcement assy. (front seat belt anchor to floor pan)	61216	Spring (front seat track latch)	61883
Reinforcement assy. (front seat track)	617B70-1	Spring (front seat track vertical lift gear latch)	617A52
Reinforcement assy. (front seat track to floor pan)	61216	Spring assy. (front seat back)	64700-1
Reinforcement assy. (seat support to floor pan)	617B00	Stop (front seat back)	61064
Retainer (front seat back adjusting cable)	610A30	Support (front seat back side shield)-lower	62296-7
Retainer (front seat back button & strap)	63520	Support (front seat cushion side shield)-center	62190
Retainer (front seat back pivot side outer cover)	61638-9	Support (front seat cushion side shield)-front	62168-9
Retainer (front seat track adjusting handle)	618B58	Support (front seat cushion side shield rear)	62194-5
Retainer (passenger reclining seat back lower corner-trim)	611A44-5	Support (passenger's seat)-front	62554-5
Retainer assy. (front seat back ash receptacle)	62868	Support (passenger seat)-rear to floor	62537
		Track assy. (seat)	61704-5
		Yoke and roller assy. (power seat adjusting regulator)	617A76
		Yoke assy. (power seat adjusting regulator clutch)	60510

SEAT - REAR

Anti-rattler (rear seat back latch)	61336	Bumper (rear seat back)	61333
Anti-rattler assy. (rear seat back floor extension panel)	61325		62430
Bar (rear seat cushion torque)	606A38-9	Bumper (rear seat back latch handle stop pin)	61339
Bearing (rear seat back latch handle)	61346	Bumper (rear seat cushion panel)	60578
Belt (rear seat shoulder harness)	60126	Bumper (rear seat cushion to spacer)	60757
Bolt (rear seat belt anchor eye)	61212	Button (rear seat back)	64824
Bracket (rear seat back floor extension panel)	61314	Clip (rear seat back floor support retaining)	605A68
Bracket (rear seat back spring hanger)	667A02	Clip (rear seat back latch)	613A90
Bracket (rear seat back stop to wheelhouse)	631A03	Cover (rear seat back panel)	60570-1
Bracket (rear seat back strainer to floor)	46842-3	Cover (rear seat back stop support)	62292-3
Bracket (rear seat cushion torque bar inner and outer to floor)	606A40-2	Cover (rear seat back stop to wheelhouse)	631A05
Bracket (rear seat frame front)-to floor	617C88	Cover (rear seat cushion panel)	60966-7
Bracket assy. (rear seat back center arm rest panel)-to floor	67328	Cover set (cargo floor complete)	60925
		Extension (rear seat back center arm rest panel)	67132
		Frame (rear seat back)-upper	613A04
		Grille assy. (rear seat back radio speaker)	601A40

INDEX

SEAT - REAR - continued

PART NAME	GROUP NUMBER	PART NAME	GROUP NUMBER
Handle (rear seat back stop loop)	61099	Pin (rear seat cushion pivot)	63036
Handle assy. (rear seat back latch)	62418-9	Plate (rear seat back ornament mounting)	64825
Hinge (rear seat back center arm rest flap lower)	67302	Plate (rear seat cushion torque bar inner bracket anchor)	606A44
Hinge (rear seat back center arm rest flap upper)	67277	Plate (rear seat front anchor)	605A40
Hinge assy. (rear seat back center arm rest)	67300	Plate assy. (rear seat back stop anchor)	61328-9
Kit (rear seat belt mounting adapter)	61156	Reinforcement (rear seat back center arm rest flap)	67254
Loop (rear seat back floor extension stop)-upper	605A48	Reinforcement assy. (rear seat belt anchor to floor pan)	61216
Loop (rear seat back stop)	61099	Retainer (rear seat back button & strap)	63520
Moulding assy. (rear seat back side)	601A54-5	Retainer (rear seat back radio speaker grille mounting)	60184-5
Moulding assy. (rear seat back upper)	61040-1	Retainer assy. (rear seat back medallion)	25666
Moulding (rear seat back top)	61138-9	Riser (rear seat at tunnel opening)	605A86
Ornament (rear seat back)	66649	Riser (right rear seat cushion floor panel support)	60692
Pad (rear seat back moulding)	606A08	Riser assy. (left rear seat cushion support)	60669
Pad (rear seat center arm rest filler)	64824	Rod (rear seat back latch handle)	61332
Pad (rear seat cushion upper)	04541	Roller (rear seat back floor extension panel)	61312
Pad assy. (rear seat back center arm rest)	668A14	Seal (rear seat back finish panel to package tray)	60796
Pad assy. (rear seat cushion lower)	63840	Spring (rear seat back center arm rest)	67234
Panel (folding rear seat back strainer finish)	67273	Spring (rear seat back latch handle)	61097-8
Panel (folding rear seat back strainer finish center)	63846	Spring assy. (rear seat back)	66700
Panel (rear seat back center arm rest)	62490-1	Spring assy. (rear seat cushion)	63120
Panel (rear seat back floor extension finish)	62492	Stop assy. (rear seat back)	61062-3
Panel assy. (left rear seat support)	67248	Strainer (rear seat back support to belt rail)	62426-7
Panel ass'y. (rear seat back)	60747	Strainer (rear seat back support to wheelhouse)	46840-1
Panel ass'y. (rear seat back floor)	60718-9	Striker (rear seat back latch)	46838-9
Panel assy. (rear seat back floor extension)-less cover	30508-9	Support (rear seat back rear to floor)	62440-1
Panel ass'y. (rear seat back spring support)	61390	Support (rear seat back side moulding)	62416
Panel ass'y. (rear seat back to package tray finish)	60629	Support (rear seat back stop)	62454-5
Panel ass'y. (rear seat cushion)	60700	Support (rear seat back stop)	62286-7
Panel ass'y. (rear seat support)	60706	Support ass'y. (rear seat back)	62332
	C0512-3	Support assy. (rear seat back floor)	605A50-1
	60724-5	Support assy. (rear seat cushion)	60352-3

TOP - FOLDING

Base assy. (main pivot support)	50140-1	Bushing (folding top control link to side rail)	50474
Bezel (top control knob)	506A44-5	Bushing (folding top lower power link pivot)	506A66
Bezel (top control knob)-inner & outer	15677	Bushing (folding top main control)-rear	50487
Binding (top and belt rail)	10852-3	Bushing (folding top power link to side rail)	50472
Bolt (folding top side link)	17108	Bushing (folding top rear side rail to power cylinder)	50412
Bow assy. (folding top)-No. 2	50618	Bushing (folding top side front link)	506A78
Bow assy. (folding top)-No. 3	51274	Bushing (folding top upper power link pivot)	506A64
Bow assy. (rear)-No. 4	51269	Bushing (main pivot bracket)-folding top	50473
Brace (folding top main pivot bracket support)	51278	Clamp assy. (folding top hold down)-front	50508
Bracket (balance link adjusting)	53152-3	Connector (folding top inverted male)-hydraulic lift	50719
Bracket (folding top main pivot support to wheelhouse)-inner & outer	50478-9	Cover (folding top balance link)	53996
Bracket (folding top No. 2 bow)	501A28-31	Deflector (folding top rear rail water)	53988-9
Bracket (folding top)-No. 3 bow	514A30	Dowel (folding top No. 1 bow)-end	03458-9
Bracket (main pivot body folding top)	53144-5	Extension (balance link to face)	514A38
Bracket (top lift to floor)	53118-9	Extension assy. (folding top main pivot bracket)	50136
Bracket ass'y. (balance link lower pivot)	50804-5	Grommet (folding top lift hydraulic pump mounting)	531A18
Bracket ass'y. (folding top lift)	50450-1	Header ass'y. (folding top)	50763
Bracket assy. (folding top lift solenoid)	50668	Hose assy. (folding top hydraulic lift)	53038
Bumper assy. (folding top hold down clamp lever)	50644-5	Hose assy. (folding top hydraulic lift)-upper & lower	53456
Bumper assy. (folding top side arm stop)	50524	Lift assy. (folding top)	53390-3
Bushing (balance link to base extension)	29986	Link (folding top)	50600-1
Bushing (folding top balance link to center side rail)	50614	Link (folding top balance)	50454-5
Bushing (folding top center rail)	50636	Link (folding top balance)-lower	506A14-5
	50471	Link (folding top balance to extension)	506A68-9
		Link (folding top power)-upper	50370-1

INDEX

TOP - FOLDING - continued

PART NAME	GROUP NUMBER	PART NAME	GROUP NUMBER
Link ass'y. (control)	50316-7	Retainer (folding top No. 4 bow zipper)	52542
Link assy. (folding top power)-lower	50356-7	Retainer assy. (folding top lift to floor bracket)	50816
Loop (footman)	54810	Retainer assy. (folding top quarter pad case)	52884
Motor and plate assy. (folding top hydraulic lift pump)-Kit	533A00	Screw (balance link adjusting)	50491
Motor and plate assy. (folding top hydraulic lift pump) S(76A)	53357	Seal (folding top compartment opening)	546A02
Pin (folding top balance link extension)	507A20	Seal (folding top header windshield)	03045
Pin (folding top balance link to center side rail)	506A76	Strip assy. (back belt rail tacking)-center	41745
Pin (folding top center side rail)-front	50492	Strip assy. (belt side front tacking)	41772-3
Pin (folding top control link)	50345	Strip assy. (belt side rear tacking)	41782-3
Plate (folding top No. 1 bow scuff)	50153	Support (folding top back curtain window)	52592-3
Plate assy. (folding top hold down rear clamp finish)	514A32-3	Support (folding top main pivot bracket)	53158-9
Plate assy. (folding top hold down side clamp latch)	50552-3	Support (folding top main pivot bracket to wheelhouse)	53088-9
Plate ass'y (folding top main pivot bracket support)	50530-1	Support (folding top main pivot support base)	53004-5
Pump assy. (folding top hydraulic lift)	53084-5	Support assy. (folding top lift)	506A58
Rail (folding top front side)	53104-5	Support ass'y. (top main pivot bracket)	53156-7
Rail (folding top rear side)	53138-9	Tip (folding top rear bow or belt rail binding)	514A00-1
Rail (folding top rear side intermediate)	514A02-3	Top assy. (stack)-folding-less trim	53000
Rail and reinforcement assy. (folding top rear side)	53192-3	Washer (folding top balance link to center side rail)	506A74
Rail assy. (folding top center side)	51154-5	Washer (spring)-three wave-folding top slat irons	53210-7
Rail assy. (pillar)-folding top	53196-7	Weatherstrip (folding top No. 1 bow)-front	51338
Rail assy. (rear side folding top)	51154-5	Weatherstrip (folding top No. 1 bow)-rear	514A28
Reservoir assy. (folding top hydraulic lift)	53376	Weatherstrip (roof side rail)-upper	51325
Retainer (folding top bow listing)	50156	Weatherstrip assy. (folding top intermediate front rail)	53928-9
Retainer (folding top compartment trim)-center	54677	Weatherstrip ass'y. (folding top No. 1 bow or hard top header)-inner	51330
Retainer (folding top compartment trim)-front	54624-5	Weatherstrip assy. (folding top side intermediate rear rail)	53900-1
Retainer (folding top No. 1 bow rear weatherstrip)	51352-3	Weatherstrip assy. (folding top side rail)-center	54002-3
Retainer(folding top No. 1 bow rear weatherstrip)-end	514A26-7	Weatherstrip assy. (folding top side rail)-front	51564-5
	54704-5	Weatherstrip assy. (folding top side rail)-rear	51562-3
		Weatherstrip assy. (folding top side rail)-rear	51566-7
		Weatherstrip assy. (side intermediate rear rail)	54000-1
		Window (folding top)	51624-5
		Window (folding top back curtain)	50054
			53200

WINDSHIELD

Arm (visor)	04110	Moulding(windshield outside upper corner joint)	03080-1
Arm and bracket assy. (visor)-less visor	04144-5	Moulding assy. (windshield garnish side)	03512-3
Bracket(visor clip mounting)	04132	Panel assy. (windshield header)	03408
Bracket (windshield defroster mounting)	01420-1	Pin (visor anchor)	04114
Bracket assy. (visor clip mounting)	04131	Plate (windshield header dowel striker)	03474
Clip ass'y. (visor arm)	04131	Retainer (windshield)	03262-4
Cover (windshield garnish lower moulding joint)	04132	Retainer (windshield hold down)	03850
Cover (windshield outside top moulding joint)	03086	Retainer (windshield outside top and side moulding)	03178
Dowel (windshield header)-side-76	03152-3	Seal (windshield garnish side moulding)	03266
Filler (windshield garnish moulding)-lower corner	03458-9	Seal (windshield hinge)	03828
Glass assy. (windshield)	03642	Sleeve (inside visor anchor pin)	04115
Kit (safety visor & arm & bracket)	03100	Spacer assy. (windshield outside moulding)	03516-7
Moulding (windshield garnish)-lower	04100	Spring (visor arm clip)	04134
Moulding (windshield garnish)-side	03626-7	Support (visor arm clip)	04002
Moulding (windshield garnish)-upper	03598-9	Support(windshield lower garnish moulding)	03638
Moulding (windshield garnish)-upper corner	03606-7	Tip (inside visor anchor pin)	04115
Moulding (windshield)-outside-belt	03492-3	Visor arm and bracket assy. (less visor)	04144
Moulding (windshield)-outside-lower corner	03148-9	Visor assy. (less arm and bracket)	04104
Moulding (windshield)-outside-side	03128-9	Weatherstrip (windshield upper garnish moulding)	03198
Moulding (windshield outside side)-upper	03136-7	Weatherstrip assy. (windshield)	03110
Moulding (windshield)-outside-top	03192-3	Windshield glass assy.	03100
Moulding (windshield outside upper corner)	03144-5	Welt assy. (windshield finish strip)	03127
	03220-1		

FORD CAR PARTS

**BODY
SECTION 000**

925

GROUP NUMBER	YEAR	BODY TYPE	DESCRIPTION	PART NUMBER	QTY.
00012	KIT - LIGHT WEIGHT BODY COMPONENTS				
	62	A(76)		C2AZ 7600012-A	1
	Consists of				
	1-C2AB	16005-S	Fender assy. -R. H.	1-C1AB 17A820-A	Brace-front bumper outer-R. H.
	1-C2AB	16006-S	Fender assy. -L. H.	1-C1AB 17A821-A	Brace-front bumper outer-L. H.
	1-C2AB	16610-F	Hood assy.	1-C2AB 17757-A	Bar-front bumper impact
	1-C2AB	17A867-C	Arm-rear bumper outer-R. H.	1-C2AB 17A971-A	Arm-front bumper inner-R. H.
	1-C2AB	17A868-C	Arm-rear bumper outer-L. H.	1-C2AB 17A972-A	Arm-front bumper inner-L. H.
	1-C2AB	17787-A	Arm-rear bumper inner-R. H.	1-C2AB 7620200-A	Panel assy. -door outside-R. H.
	1-C2AB	17788-A	Arm-rear bumper inner-L. H.	1-C2AB 7620201-A	Panel assy. -door outside-L. H.
		1-C2AB	6240110-D	Door assy. -luggage compartment	
00154-5	INSULATOR - BODY BOLT - Also Refer to Body Bolt Chart at end of this Section				
	60	A(except 76)	Upper-rubber	★B8A 6400154-A	8
	60/62	A(except 76)	Lower-rubber	B8A 6400155-A	8
	63	A (except 76)	Upper-butyl	C3AZ 6200154-C	2
	64		Upper-butyl	C4AZ 6200155-A	2
	63/64		Lower-butyl	C3AZ 6200155-E	2
	64	A(76)	Upper-butyl	C4AZ 6200154-A	4
			Lower-butyl	C4AZ 6200155-B	4
	63/	A(except 76)	Upper-rubber	C3AZ 6200154-A	10to16
			Lower-rubber	C3AZ 6200155-A	10to16
00157	RETAINER - BODY BOLT INSULATOR - LOWER - Also Refer to Body Bolt Chart at end of this Section				
	63	A(except 76)	Steel	C3AZ 6200157-B	2to6
	63	A(except 76)	Steel	C3AZ 6200157-A	10
	64	A(except 76)	Steel	C4AZ 6200157-A	4
	63/	A(except 76)	Steel	C3AZ 6200157-D	6to12
	63/	A(71)	Steel	C3AZ 6200157-C	2
00163	RETAINER - BODY BOLT INSULATOR - UPPER - Also Refer to Body Bolt Chart at end of this Section				
	63/	A(except 76)	Steel	C3AZ 6200163-A	4to16
	64	A(except 76)		C4AZ 6200163-A	4
01408	GASKET - VENTILATOR AIR REGISTER				
	64/	S(63)	Uniflow system	C4SZ 6301408-A	2
01420-1	BRACKET - WINDSHIELD DEFROSTER MOUNTING				
	61/	A	R. H.	C1AB 6201420-A	1
			L. H.	C1AB 6201421-A	1
01508	SUPPORT ASSY. - BRAKE PEDAL				
	- A -				
	60/63	A		C3AZ 6201508-C	1
	64	A	Without movable steering column	C4AZ 6201508-A	1
			With movable steering column	C4AZ 6201508-B	1
	- B -				
	62/64	B		C2OZ 6201508-A	1
	- S -				
	60	S		★C0SB 6301508-A	1
	61/63	S		C1SZ 6301508-B	1
	64	S		C4SZ 6301508-A	1
	- X -				
	60/64	X		C3DZ 6201508-A	1
	63	A	5/16"-24 x 1 1/8" Hex. head washer screw	353483-S2(BB588)	2
	60/64	A, B, S, X	5/16" Lockwasher	34806-S7(X64)	3
			5/16"-24 x 3/4" Hex. head bolt	20347-S8(B156)	2
			5/16" Flat washer	44722-S8(X19)	4
			5/16"-24 Hex. nut	33798-S8(M62)	2
			5/16"-24 x 1.12" Bolt and retainer assy.	371468-S2(RR26)	5
			No. 14-10 x 5/8" Hex. washer head screw	31498-S8(U253B)	2or5
	60/64	A, S, X	5/16"-24 x 1" Hex. head bolt	20387-S8(B157)	1

GROUP NUMBER	YEAR	BODY TYPE	DESCRIPTION	PART NUMBER	QTY.
015A08 BRACE - BRAKE PEDAL SUPPORT TO INSTRUMENT PANEL					
63/64	A(except 76)		With movable steering column less A/C	C3AZ 76015A08-A	1
63/64	A(76)		With or w/out movable steering column less A/C		1
63/	A		1/4"-20 x 5/8" Hex. head screw & washer assy.	43263-S8(U3)	1
			1/4" Flat washer	44719-S8(X17)	1
			1/4"-20 Hex. nut	33795-S7(M49)	1
			1/4"-20 x 1" Pan head screw & washer assy.	*51022-S7	1
			1/4"-20 Nut & retainer assy.	354394-S2(MM187)	1
			5/16"-18 Hex. nut	34392-S7-8(M93)	1
01524 BRACE - BRAKE PEDAL SUPPORT					
63	A		With movable steering column	C3AZ 6201524-A	1
			3/8"-16 x 3/4" Hex. head screw & washer assy.	43265-S8(U16)	1
64	A		Use with movable steering column	C4AZ 6201524-A	1
62/64	B			C3OZ 6201524-B	1
64	S	"Before 2/10/64"		C4SZ 6301524-A	1
64/	S	"From 2/10/64"		C4SZ 6301524-B	1
60/63	X			C3DZ 6201524-A	1
64	X			C4DZ 6201524-A	1
01570 RETAINER ASSY. - BRAKE PEDAL BRACE TO COWL TOP INNER PANEL					
64	S	"Before 2/10/64"		C4SZ 6301570-A	1
64/	S	"From 2/10/64"		C4SZ 6301570-B	1
016A02-3 GUSSET - DASH PANEL REINFORCEMENT					
64/	S		R. H.	C4SZ 63016A02-A	1
64	S		L. H.	C4SZ 63016A03-A	1
016B04 SEAL - DASH PANEL AT WINDSHIELD WIPER HOSE OPENING					
63	S		Intake	C3SZ 63016B04-A	1
63	S		Outlet	C3SZ 63016B04-B	1
64/	S			C4SZ 63016B04-A	1
01605 PANEL ASSY. - DASH - Also Refer to Group 01610					
63	S			C3SZ 6301605-A	1
016B06 RETAINER - DASH PANEL AT WINDSHIELD WIPER HOSE OPENING SEAL					
63	S		Intake	C3SZ 63016B06-A	1
63	S		Outlet	C3SZ 63016B06-B	1
64/	S			C4SZ 63016B06-A	1
63/	S		No. 8-18 x 3/8" Cross recess pan head screw	52720-S8(U380)	1to3
01610-1 PANEL ASSY. - DASH - Also Refer to Group 01605					
- A -					
60/63	A			C1AZ 6201610-B	1
			Grommet-windshield wiper & washer hose	373114-S(KK41)	1
62	A		Plug(button)-1 1/8" dia. -use w/o heater or A/C	*376570-S	2
64	A			C4AZ 6201610-A	1
- B -					
63/	B			C3OZ 6201610-A	1
- S -					
64	S			C4SZ 6301610-A	1
- X -					
60/63	X(except 63, 76)-6 cyl.			C3DZ 6201610-B	1
63	X(except 76)-8 cyl.			C3DZ 6201610-A	1
63	X(63)-6 cyl.				1
63	X(76)-6 cyl.			C3DZ 7601610-A	1
63	X(76)-8 cyl.			C3DZ 7601610-B	1
64	X(76)			C4DZ 7601610-A	1
64	X(except 76)			C4DZ 6201610-C	1
016A12-3 REINFORCEMENT - DASH TO FRAME BRACE TO FLOOR SIDE MEMBER					
64	A(76)		R. H.	C4AZ 76016A12-A	1
			L. H.	C4AZ 76016A13-A	1
016B13 BRACKET ASSY. - DASH AT STEERING COLUMN SUPPORT REINFORCEMENT					
63	S			C3SZ 63016B13-A	1
64	S			C3SZ 63016B13-B	1
016A14-5 GUSSET ASSY. - DASH PANEL REINFORCEMENT					
61/63	S		R. H.	*C2SZ 63016A14-B	1
			L. H.	C2SZ 63016A15-B	1

FORD CAR PARTS

**BODY
SECTION 000**

927

GROUP NUMBER	YEAR	BODY TYPE	DESCRIPTION	PART NUMBER	QTY.
016A22-3 REINFORCEMENT - DASH PANEL TO FRONT FLOOR PAN					
	63/	X(except 76)-8 cyl.	R. H.	C3DZ 62016A22-A	1
			L. H.	C3DZ 62016A23-A	1
	63/	X(76)	R. H.	C3DZ 76016A22-B	1
			L. H.	C3DZ 76016A23-B	1
016A32-3 REINFORCEMENT ASSY. - DASH PANEL - LOWER					
	61/63	S	Refer to Group 017A24-5		
	64/	S	R. H.	C4SZ 63016A32-A	1
	64/	S	L. H.	C6SZ 63016A33-A	1
01670-1 INSULATOR ASSY. - DASH - Also Refer to Group 01708					
- A -					
	61/62	A	R. H.	C2AZ 6201670-A	1
			L. H.	★C1AB 6201671-B	1
	63	A	R. H. - with heater-not used on units w/A/C	C3AZ 6201670-A	1
			R. H. - w/o heater-used on units with A/C	C3AZ 6201670-B	1
			L. H.	C3AZ 6201671-A	1
	64	A	R. H. - w/heater-not used on units w/A/C	C4AZ 6201670-A	1
			R. H. - w/o heater-used on units w/A/C	C4AZ 6201670-B	1
			L. H.	C4AZ 6201671-A	1
	63/	A	Clip	374252-S32(HH8D)	6to9
			Clip	★372710-S32	1
- B -					
	62/	B	R. H. - with heater	C2OZ 6201670-A	1
			R. H. - without heater	C2OZ 6201670-B	1
			L. H.	C2OZ 6201671-A	1
- S -					
	61/63	S	R. H. -Cut as required for units with A/C	C3SZ 6301670-A	1
			L. H.	C3SZ 6301671-A	1
	64/	S	R. H.	C6SZ 6301670-A	1
	64/	S	L. H.	C4SZ 6301671-A	1
			Clip	★357061-S32	AR
- X -					
	60/64	X	R. H. -Cut as required	C3DZ 6201670-A	1
			L. H.	C0DZ 6401671-A	1
01694 GROMMET - DASH PANEL OVERDRIVE CABLE					
	60/	S	With automatic transmission	B7S 4001694-A	1
01698-9 PLATE - STEERING COLUMN OPENING COVER					
- A -					
	63	A	R. H.	C3AZ 6201698-A	1
			L. H.	C3AZ 6201699-A	1
	64	A	R. H.	C4AZ 6201698-A	1
			L. H.	C4AZ 6201699-A	1
- B -					
	62/	B	R. H.	C2OZ 6201698-A	1
			L. H.	C2OZ 6201699-A	1
			No. 14-10 x 5/8" Hex. washer head screw	31498-S8(U253B)	2
- X -					
	60/	X	R. H.	C4DZ 6201698-A	1
			L. H.	C4DZ 6201699-A	1
	60/	A, X	No. 10 x 5/8"Hex. head self-tapping screw	42014-S8(U240)	9
017A00-1 REINFORCEMENT - DASH PANEL OUTER					
	64/	S(76)	R. H.	C6SZ 76017A00-A	1
			L. H.	C6SZ 76017A01-A	1
017A06 PLATE ASSY. - TRADE MARK					
	62	A, B, S, X	Includes attaching parts	C2DZ 64017A06-A	1
01708 INSULATOR ASSY. - DASH PANEL STEERING COLUMN OPENING COVER SOUND - Also refer to Group 01670					
	63	A		C3AZ 6201708-A	1
	64	A		C4AZ 6201708-A	1
			Clip	★372710-S32	1
			Clip	374252-S32(HH8D)	1
	62/	B	R. H.	C2OZ 6201708-B	1
	64/	S		C4SZ 6301708-A	1
	60/	X		C0DZ 6401708-B	1

GROUP NUMBER	YEAR	BODY TYPE	DESCRIPTION	PART NUMBER	QTY.
01709	INSULATOR ASSY. - DASH END				
61	S		Refer to Group 01670		
01714-5	BRACE ASSY. - DASH TO FRAME				
60/63	A	R. H.		C0AZ 6401714-A	1
63	A	L. H.		C3AZ 6201715-A	1
64	A	R. H.		C4AZ 6201714-A	1
		L. H.		C4AZ 6201715-A	1
017A22-3	GUSSET ASSY. - DASH PANEL LOWER REINFORCEMENT				
62/63	S	R. H.		C2SZ 63017A22-A	1
		L. H.		C2SZ 63017A23-A	1
64	S	R. H.		C4SZ 63017A22-A	1
		L. H.		C4SZ 63017A23-A	1
017A24-5	GUSSET - DASH PANEL LOWER REINFORCEMENT TO FRONT SIDE MEMBER				
62/	S	R. H.		C2SZ 63017A24-A	1
64	S	L. H.		C2SZ 63017A25-A	1
017A30	SPRING ASSY. - STEERING COLUMN OPENING COVER RETAINING				
63/	A			C3AZ 62017A30-A	1
017A36-7	REINFORCEMENT - DASH PANEL LOWER INNER				
64/	S	R. H.		C4SZ 63017A36-A	1
		L. H.		C4SZ 63017A37-A	1
01738	SEAL - STEERING COLUMN OPENING COVER PLATE				
64	A		Use with Automatic Transmission Can also be used with Standard Transmission by cutting a 1.625" diameter hole for shift tube	C4AZ 6201738-A	1
017A64	BRACE - GLOVE COMPARTMENT DOOR LOCK STRIKER				
64/	X			C4DZ 62017A64-B	2
018B00	BEZEL - VENTILATOR AIR REGISTER DAMPER CONTROL				
64/	S			C4SZ 63018B00-A	1
01810	SEAL - DASH PANEL HEATER OPENING COVER				
64/	S		Used without heater	C4SZ 6301810-A	1
			No. 10-12 x 1/2" Hex. washer head screw	42127-S8(U248C)	5
01814-5	REGISTER ASSY. - VENTILATION AIR				
64	S(63)	R. H.		C4SZ 6301815-B	1
		L. H.		*C4SZ 6301815-A	1
64/	A(57)		No. 8-15 x 1/2" Cross recess flat head screw	52012-S8(U202)	26
64/	S(63)		No. 8-32 x 1/2" Hex. washer screw	40917-S8(U257)	4
			.265" I. D. x 1/2" O. D. x .050" wave thickness - Washer (wave)-use as shim for damper	379188-S2(XX360C)	4
			.265" I. D. x 1/2" O. D. x .071" wave thickness - Washer (wave)-use as shim for damper	379189-S2(XX360D)	4
018B14	TEE - VENTILATOR AIR REGISTER				
64/	S		Vacuum door lock	C5AZ 57018B14-A	1
01820-1	REGISTER - VENTILATION				
60/	A			C0AZ 6401820-A	1 or 2
62/	B				1 or 2
61/63	S	L. H.		C1SZ 6301821-C	1
64/	S	L. H.		C4SZ 6301821-A	1
61/	S		No. 8-18 x .38" Truss head screw	376378-S101(UU97)	6
01846	PLATE - HEATER OPENING COVER				
62/	B			C2OB 6201846-A	1
64/	S			C4SZ 6301846-A	1
			No. 10-12 x 1/2" Hex. washer head screw	42127-S8(U248C)	5
60/	X			C0DB 6401846-A	1
62/	A, B, X		No. 10 x 5/8" Hex. head self-tapping screw	42014-S8(U240)	4 or 5
01850	VALVE ASSY. - VENTILATOR AIR				
60/	A		Refer to Group 01934-5 or Chassis Group 19A563		
64/	S(63)			C4SZ 6301850-A	1
018A56	SUPPORT - VENTILATOR AIR OUTLET DUCT				
60/	X			C0DB 64018A56-A	2 or 4
			No. 10-24 Hex. nut	359606-S8(MM291A)	2 or 4

FORD CAR PARTS

**BODY
SECTION 000**

929

GROUP NUMBER	YEAR	BODY TYPE	DESCRIPTION	PART NUMBER	QTY.
01862-3 DAMPER ASSY. - VENTILATOR AIR VALVE					
- A -					
	60/64	A		C3AZ 6201862-A	2
- B -					
	62/	B		C3AZ 6201862-A	2
- X -					
	64/	X		C3AZ 6201862-A	1
01870 BRACKET - AIR CONTROL MOUNTING					
	64/	S		C4SZ 6301870-B	1
01880-1 SEAL - WINDSHIELD DEFROSTER OPENING					
	63/	B	R. H. L. H.	C3OZ 6201880-A C3OZ 6201881-A	1 1
01890-1 CONTROL ASSY. -AIR					
- A -					
60		A(54A,58A, E, F, 59C, E, 62A, 63A, 64A, F, G, H, 71E, F, G, H, 75A, 76B)	R. H. or L. H. -Cut to length	C0AF 6401890-B	1
61		A(54A,58A, E, F, 59C, 62A, 63A, 64A, F, H, 65A, 71E, F, 71G, H, J, 75A, 76B)			1
62		A	R. H. - With fresh air heater-55.52" long	C2AZ 6201890-B	1
62		A(except 65B, 71D, 76B)	Without fresh air heater	C2AB 6201890-A	2
63		A	R. H. - With or without heater-less knob	C3AZ 6201890-A	1
			L. H. - With fixed steering column- Includes 1.18" diameter knob	C3AZ 6201891-C	1
			L. H. -With movable steering column- Includes 1.01" diameter knob	C3AZ 6201891-D	1
			7/16"-20 Nut (stamped)	45219-S(M173)	2
			Clip	378897-S7-8(GG162A)	1
			No.10 x 1/2" Pan head self-tapping screw	32924-S7-8(U344)	1
64	A	R. H. -With or without heater-less knob	C3AZ 6201890-A	1	
		L. H. - With fixed steering column	C4AZ 6201891-A	1	
64	A	L. H. -With movable steering column	C4AZ 6201891-B	1	
		Clip	356628-S (GG175)	1	
		No.10-24 x 7/16" Hex. head bolt	350002-S(BB529)	1	
		No.10-Lockwasher (external tooth)	34939-S8 (X86)	1	
		No.10-24 Hex. nut	34053-S8 (M156)	1	
- B -					
62		B (with 6 cyl.)	R. H. -Without fresh air heater or automatic choke	C2OZ 6201890-C	1
63/		B (with 6 cyl.)	R. H. -Without heater		1
62		B (with 8 cyl.)	R. H. -With or without fresh air heater, defroster and automatic choke-Cut as required	C2AZ 6201890-B	1
63/		B (with 8 cyl.)	R. H. -With or without heater-cut as required		1
62		B	L. H. -With or without fresh air heater or automatic choke & cut to length	C2OZ 6201890-C	1
63/		B	Cut as required		1
62/		B (with 6 cyl.)	R. H. - With fresh air heater and manual choke	C2OZ 6201890-E	1
- S -					
61/63	S		R. H. -Cut as required-Fuse box located on R. H. cowl side	C3SZ 6301890-B	1
			L. H. -Cut as required	C1SB 6301891-A	1
			7/16"-20 Hex. nut	34690-S8(M34)	1
			7/16" Flat washer	44730-S8(X30)	1
64/	S		R. H.	C4SZ 6301890-C	1
			L. H.	C4SZ 6301891-C	1
64/	S		Clip	378897-S7-8(GG162A)	2
- X -					
64	X		L. H. -With fresh air heater and manual choke	C2OZ 6201890-E	1
019A10 NUT - VENTILATOR AIR CONTROL BEZEL					
	63/64	A		C4AZ 62019A10-A	1

GROUP NUMBER	YEAR	BODY TYPE	DESCRIPTION	PART NUMBER	QTY.
01918 BRACKET - VENTILATOR AIR REGISTER DAMPER					
	64/	S(63)		C4SZ 6301918-A	1
01934-5 DUCT ASSY. - VENTILATOR AIR - OUTLET					
- A -					
	60/63	A	"Before 7/8/63" R. H. - NOTE 2 L. H.	C1AZ 6201934-A C3AZ 6201935-A	1 1
	63/64	A	"From 7/8/63" R. H. - NOTE 2 L. H.	C3AZ 6201934-A C3AZ 6201935-A	1 1
- B -					
	62/	B	R. H. - NOTE 2 L. H.	C2OZ 6201934-A C3OZ 6201935-A	1 1
- S -					
	61/63	S	R. H.	C1SB 6301934-A	1
	61/64	S	L. H.	C1SZ 6301935-C	1
	60/	S	No. 10 - 12 x 5/8" Hex. washer head screw	42134-S8 (U249)	8or12
- X -					
	60	X	L. H.	C3DZ 6401935-A	1
	60/63	X	R. H.	C0DZ 6401934-E	1
	60/63	X	L. H.	C3DZ 6401935-A	1
	64/	X	R. H.	C0DZ 6401934-E	1
			L. H.	C3OZ 6201935-A	1
	60/	X	Support	C0DB 64018A56-A	4
	50/64	A, X	No. 10 Flat washer	44716-S8(X15)	8
			No. 10-12 x 5/8" Cross recess pan head screw	*52735-S8	8
01970 SEAL - VENTILATOR AIR DUCT - OUTER					
	60/	A	R. H. or L. H. -Improvise from caulking sealer		
	61/	S	R. H. or L. H. -Improvise from caulking sealer		
019A84 MOTOR and BRACKET ASSY. - VENTILATOR AIR REGISTER DAMPER					
	64	S (63)		C4SZ 63019A84-B	2
019A86 CONNECTOR - VENTILATOR AIR REGISTER DAMPER MOTOR HOSE					
	64/	S		C4SZ 63019A86-A	1
019A88 HOSE - VENTILATOR AIR REGISTER DAMPER MOTOR-Refer to Groups 17543 & 7B086 in Chassis Section					
	64/	S(63)	. 100" I. D. x . 220" O. D. x approx. 17" long Cut to 5 1/4" long	C4SZ 63019A88-A	1 1
01999 GASKET - VENTILATOR AIR INLET DUCT TO COWL TOP INNER PANEL					
	62/	B		C2OZ 6201999-A	2
	64/	X			1
02006 CONTROL ASSY. - VENTILATOR AIR REGISTER DAMPER					
	64/	S(63)		C4SZ 6302006-A	1
			1/2"-28 Hex. nut	*356098-S8	1
020A06-7 FILLER - COWL SIDETRIM - LOWER - Paint to Match					
	60/	X	R. H.	C0DB 64020A06-CP	1
			L. H.	C0DB 64020A07-CP	1
			No. 8 x 3/4" Cross recess oval head screw	52360-S13(U294)	4
02010 PANEL ASSY. - COWL TOP					
	63/64	A		C3AZ 6202010-B	1
	62/64	B		C3OZ 6202010-A	1
	61/62	S		C1SZ 6302010-F	1
	63	S		C3SZ 6302010-A	1
	64/	S		C4SZ 6302010-A	1
			Plug (button)-1" diameter	377678-S(PP 3E)	2
			Plug (button)-3/8" diameter	*379286-S	2
	60/63	X		C0DZ 6402010-J	1
	64/	X		C5DZ 6202010-A	1

NOTE 2 - Refer to Group 01862 for Damper

FORD CAR PARTS

**BODY
SECTION 000**

931

GROUP NUMBER	YEAR	BODY TYPE	DESCRIPTION	PART NUMBER	QTY.
02012 PANEL ASSY. - COWL TOP - OUTER					
	60/63	X		C0DZ 6402012-A	1
	64	X		C4DZ 6202012-A	1
02038-9 PANEL ASSY. - COWL SIDE					
	61/63	S	R. H.	C1SZ 6302038-C	1
			L. H.	C3SZ 6302039-A	1
	64/	S	R. H.	C6SZ 6302038-A	1
			L. H.	C6SZ 6302039-A	1
02042-3 PANEL ASSY. - FRONT PILLAR and COWL SIDE					
- A -					
	63	A	R. H.	C3AZ 6202042-A	1
			L. H.	C3AZ 6202043-A	1
	64	A	R. H.	C4AZ 6202042-A	1
			L. H.	C4AZ 6202043-A	1
	60/	A	Plug (hinge access) 1 1/2" diameter	352285-S(PP5)	2
- B -					
	62/64	B	R. H.	C3OZ 6202042-A	1
			L. H.	C3OZ 6202043-A	1
- X -					
	60/63	X(except 63, 76)	R. H.	C3DZ 6202042-A	1
			L. H.	C3DZ 6202043-A	1
	63	X(63, 76)	R. H.	C3DZ 7602042-A	1
			L. H.	C3DZ 7602043-A	1
	64/	X	R. H.	C4DZ 6302042-B	1
			L. H.	C4DZ 6302043-B	1
	63/	X	Plug-when courtesy lamp is not used	352291-S(PP3)	2
02062-3 EXTENSION - COWL SIDE PANEL					
	63/	X(76)	R. H.	C3DZ 7602062-A	1
			L. H.	C3DZ 7602063-A	1
020A62-3 BRACE - COWL SIDE PANEL - OUTER					
	64/	S(76)	R. H.	C4SZ 76020A62-A	1
			L. H.	C4SZ 76020A63-A	1
021A14-5 GUSSET - DASH PANEL TO FLOOR SIDE MEMBER					
	64	A(76)	R. H.	C4AZ 76021A14-A	1
			L. H.	C4AZ 76021A15-A	1
02145 KNOB - COWL SIDE VENTILATOR OR AIR DOOR CONTROL LEVER					
	60	S		B8S 6302145-A	2
02204 ANTI-SQUEAK - COWL TOP VENTILATOR GRILLE					
	60/	S	Cut off 1 3/4"	B7C 8102204-A	AR
02207 TUBE - COWL TOP INNER PANEL DRAIN					
	61/	S	Clamp	C1SZ 6302207-A	2
				B7AZ 8287-D	2

**BODY
SECTION 000**
FORD CAR PARTS

GROUP NUMBER	YEAR	BODY TYPE	DESCRIPTION	PART NUMBER		QTY.
				RIGHT HAND	LEFT HAND	
02218 BRACKET - COWL TOP VENTILATOR GRILLE SUPPORT						
	61/63	S		C1SB 6302218-A		3
			No. 8-15 x 1" Cross recess oval head screw	52376-S13(U296)		3
02222 GRILLE ASSY. - COWL TOP VENTILATOR						
	61/63	S		C1SB 6302222-B		1
			No. 8-15 x 1/2" Cross recess pan head screw	52726-S13(U381)		4
			No. 8-15 x 5/8" Hex. washer head screw	*42133-S8		8
			No. 8-18 x 1/2" Cross recess oval head screw	52413-S13(U316)		3
02228 GRILLE - COWL TOP VENTILATOR						
	61/62	A		C1AB 6202228-B		1
	63/64	A		C4AZ 6202228-A		1
	60	S		B8S 6302228-A		1
			No. 10 x 3/8" Binding head sheet metal screw	*32917-S7		6or9
			Bumper assy.	358939-S(CC17)		2
			No. 10 Flat washer	44716-S8(X15)		2
			No. 8 x 5/8" Binding head sheet metal screw	32930-S7-8(U340)		2
	64/	S		C4SZ 6302228-A		1
	61/	A,S		*42133-S8		8 to 12
			No. 8-15 x 5/8" Hex. washer head screw	52726-S13(U381)		2
			No. 8-15 x 1/2" Cross recess pan head screw			
02246 SUPPORT ASSY. - PARKING BRAKE BRACKET TO COWL SIDE						
	64/	S		C4SZ 6302246-B		1
02254 COLLAR - COWL TOP INNER PANEL						
	60/	A		C1AB 6202254-A		1
02294-5 BRACKET - COWL TOP PANEL TO FRONT FENDER APRON						
- B -						
	62/64	B	R. H.	C2OZ 6202294-A		1
			L. H.	C2OZ 6202295-A		1
- X -						
	60/63	X	R. H.	C0DZ 6402294-A		1
			L. H.	C0DZ 6402295-A		1
	64/	X	R. H.	C4DZ 6202294-A		1
			L. H.	C4DZ 6202295-A		1
02298 ANTI-RATTLER - COWL VENTILATOR SCREEN						
	60	S	Cut from A9A 17543-A			AR
02316 RETAINER - COWL TOP VENTILATOR GRILLE						
	64/	S		C4SZ 6302316-A		7
			No. 10-16 x 3/8" Hex. washer head screw	42120-S8(U248)		7
GROUP NUMBER	YEAR	BODY TYPE	DESCRIPTION	PART NUMBER		QTY.
				RIGHT HAND	LEFT HAND	
02420 RETAINER - COWL TOP VENTILATOR GRILLE - OUTER						
	64/	S		C4SZ 6302420-A	C4SZ 6302420-A	2
			No. 10-16 x 3/8" Hex. washer head screw	42120-S8(U248)	42120-S8(U248)	2
02426-7 GUSSET - COWL SIDE TO FRONT PILLAR - LOWER						
	63/	X(63,76)		C3DZ 7602426-A	C3DZ 7602427-A	1
02500-1 PILLAR ASSY. - FRONT BODY						
	63	S	Lower	C3SZ 6302500-A	C3SZ 6302501-A	1
	64/	S		C4SZ 6302500-A	C4SZ 6302501-A	1

FORD CAR PARTS

**BODY
SECTION 000**

933

GROUP NUMBER	YEAR	BODY TYPE	DESCRIPTION	PART NUMBER		QTY.
				RIGHT HAND	LEFT HAND	
02508-9 PILLAR - FRONT BODY - UPPER INNER						
	64/	S		C4SZ 6302508-A	C4SZ 6302509-A	1
025A10-1 TROUGH ASSY. - FRONT BODY UPPER PILLAR						
	60/	X		C0DB 64025A10-B	C0DB 64025A11-B	1
			No. 8 x 1/2" Cross recess pan head screw	52726-S13(U381)	52726-S13(U381)	4
02516-7 PILLAR - FRONT BODY - UPPER OUTER - Also Refer to Group 02536-7						
- B -						
	62/64	B(except 65)		C2OZ 6202516-A	C2OZ 6202517-A	1
	63/64	B(65)		C3OZ 6502516-A	C3OZ 6502517-A	1
- S -						
	61/63	S	Cut as required for S(76)	C1SZ 6302516-A	C1SZ 6302517-A	1
	64/	S(63)		C4SZ 6302516-A	C4SZ 6302517-A	1
	64/	S(76)		C4SZ 7602516-A	C4SZ 7602517-A	1
025A20-1 MOULDING - FRONT PILLAR DRIP						
	62	B	Includes attaching parts	C2OZ 62025A20-A	C2OZ 62025A21-A	1
	63	B(54, 62, 71)				1
	62, 63	S(76)	Includes attaching parts	C2SZ 76025A20-A	C2SZ 76025A21-A	1
	63/	S(76)	Refer to Group 517A54			
02522-3 PILLAR ASSY. - FRONT BODY - UPPER INNER						
- A -						
	62	A(except 65, 75, 76)		C3AZ 6202522-A	C3AZ 6202523-A	1
	63/64	A(54, 62, 71)				1
	62, 63	A(65, 75)		C3AZ 6502522-A	C3AZ 6502523-A	1
	63	A(63)		C3AZ 6302522-A	C3AZ 6302523-A	1
	64	A(57, 63)				1
	63/64	A(76)		C3AZ 7602522-A	C3AZ 7602523-A	1
- B -						
	62, 63	B(except 65) "Before 7/13/63"		C2OZ 6202522-B	C2OZ 6202523-A	1
	63	B(except 65) "From 7/13/63"		C2OZ 6202522-B	C2OZ 6202523-B	1
	63/64	B(65) "Before 3/2/64"		C3OZ 6502522-A	C3OZ 6502523-A	1
	64/	B(65) "From 3/2/64"		C3OZ 6502522-B	C3OZ 6502523-B	1
- S -						
	61/63	S		C1SZ 6302522-A	C1SZ 6302523-A	1
- X -						
	60	X(except 63, 76)		C0DZ 6402522-B	C0DZ 6402523-C	1
	63	X(63)		C3DZ 6302522-A	C4DZ 6302523-A	1
	64/	X(63)		C4DZ 6302522-A	C4DZ 6302523-A	1
	63	X(76)		C4DZ 7602522-A	C4DZ 7602523-A	1
02536-7 PILLAR ASSY. - FRONT BODY - UPPER OUTER - Also refer to Group 02516-7 and 02508-9						
- A -						
	62/63	A(except 63, 65, 75, 76)		C3AZ 6202535-A	C3AZ 6202537-A	1
	64	A(except 57, 63, 76)				1
	62/63	A(65, 75)		C3AZ 6502536-A	C3AZ 6502537-A	1
	63	A(63)		C3AZ 6302536-A	C3AZ 6302537-A	1
	64	A(57, 63)				1
	63/64	A(76)		C3AZ 7602536-A	C3AZ 7602537-A	1
- X -						
	63	X(except 63, 76)		C3DZ 6402536-A	C3DZ 6402537-A	1
	63	X(63)		C3DZ 6302536-A	C3DZ 6302537-A	1
	63	X(76)		C3DZ 7602536-A	C3DZ 7602537-A	1
	64	X(63, 76)		C4DZ 6302536-A	C4DZ 6302537-A	1
025A42-3 FILLER - FRONT BODY PILLAR TO FENDER - CENTER						
	64/	S		C4SZ 63025A42-A	C4SZ 63025A43-A	1

GROUP NUMBER	YEAR	BODY TYPE	DESCRIPTION	PART NUMBER	QTY.
025A46 COVER - FRONT BODY PILLAR OUTER REINFORCEMENT WELD ACCESS					
	64/	S(76)		C4SZ 76025A46-A	2
02560-1 REINFORCEMENT - FRONT BODY PILLAR OUTER LOWER					
	64/	S(76)		C4SZ 7602560-A	1
				C4SZ 7602561-A	1
02594-5 RETAINER - FRONT BODY PILLAR UPPER WEATHERSTRIP					
	64	S(76)		C4SZ 7602594-B	1
				C4SZ 7602595-A	1
02614 RETAINER - DOOR OPENING WINDLACE					
	60/	A, S		B7A 7002614-A	AR
	60/	X			AR
	62/	B			AR
02616-7 PILLAR - FRONT BODY UPPER OUTER CORNER					
	64/	S(76)		C4SZ 7602616-A	1
				C4SZ 7602617-A	1
02622-3 PILLAR - FRONT BODY UPPER INNER CORNER					
	64/	S(63)		C4SZ 6302622-A	1
	64/	S(76)		C4SZ 7602622-A	1
				C4SZ 6302623-A	1
				C4SZ 7602623-A	1
02626-7 WEATHERSTRIP - FRONT BODY PILLAR - UPPER - Also refer to Group 03198-9					
	60	S(63A)		B8S 6302626-A	1
	64/	S(76)		C4SZ 7602626-B	1
	64/	S(76)	No. 8-15 x 1/2" Cross recess flat head screw	377948-S2(UU48G)	10
				B8S 6302627-A	1
				C4SZ 7602627-B	1
				377948-S2(UU48G)	10
02654-5 FILLER - FRONT BODY PILLAR TO FENDER - UPPER					
	64/	S	R. H.	C4SZ 6302654-A	1
			L. H.	C4SZ 6302655-A	1
02670-1 FILLER - FRONT BODY TO FENDER - LOWER					
	64/	S	R. H.	C4SZ 6302670-A	1
			L. H.	C4SZ 6302671-A	1
			Bumper	380369-S(CC44)	6
02694 REINFORCEMENT - FRONT BODY UPPER INNER PILLAR - UPPER					
	63/	X(63)	R. H.	C3DZ 6302694-A	1
02884-5 REINFORCEMENT ASSY. - COWL SIDE PANEL					
	61/63	S	R. H.	C2SZ 6302884-A	1
			L. H.	C2SZ 6302885-A	1
02916-7 REINFORCEMENT - COWL SIDE PANEL TO FLOOR					
	64	A(76)	R. H.	C4AZ 7602916-A	1
			L. H.	C4AZ 7602917-A	1

BODY BOLT CHART

HOW TO FIND BODY BOLTS and RELATED PARTS

- 1) To determine Body Bolts and Related Parts you must know:
 - a) YEAR
 - b) CAR LINE
 - c) BODY TYPE
 - d) BODY BOLT LOCATION
 - e) NAME OF PART

- 2) Using this information and the typical illustration shown below, refer to the listing beginning on page 936.

- 3) Locate the appropriate Code Number for Bolts, Nuts, Retainers etc.

- 4) Translate the Code Number into a Service Part Number by referring to the Cross Reference listing on page 940.

Read down to locate Code Number.

Read across to locate Service Part Number.

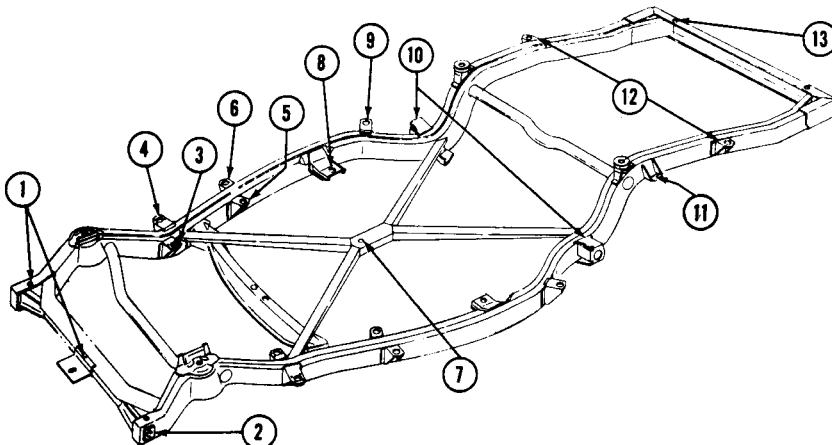
EXAMPLE:

a) Year	1964
b) Car Line	FORD
c) Body Type	71
d) Body Bolt Location	Number 3
e) Name of Part	Absorber, Bolt, Flat washer, Lockwasher, Retainer, Shim and Spacer

Code Numbers listed are:

Part numbers shown for these Codes are:

Absorber ---74	C4AZ 6200154-A
Bolt ---64	C1AE 6A527-C
Flat washer---86	44735-S8(X32)
Lockwasher---90	34808-S8(X67)
Retainer ---98	C4AZ 6200163-A
Shim ---67	C3AZ 8126-A
Spacer ---★	Not serviced



BODY BOLT CHART - continued

BODY TYPE	PART NAME	BODY BOLT LOCATION													
		1	2	3	4	5	6	7	8	9	10	11	12	13	14
		PART CODE NUMBER													
1961 FORD - continued															
76	Bolt			19	19									25	
75	Bolt								25	31					
Except 75	Bolt								31						
59, 71	Bolt												31	19	
Except 59, 71	Bolt												25		
54, 58, 62, 63, 64, 65, 75	Bolt												26		
All	Lockwasher			10	10		12					12	28	12	
All	Lockwasher			28	28										
75	Lockwasher								9	12					
Except 75	Lockwasher								12						
76	Lockwasher														12
59, 71	Lockwasher														13
54, 58, 62, 63, 64, 65, 75	Lockwasher														28
All	Nut	20		7	7										
All	Nut	6													
76	Nut						2		2		2		2	2	
76	Nut						8		8		8		8	8	
Except 76	Nut											7			
75	Nut										38				
54, 58, 62, 63, 64, 65, 75	Nut														2
54, 58, 62, 63, 64, 65, 75	Nut														8
59, 71	Nut														7
All	Pad	113													
All	Retainer	★													
Except 76	Retainer						★		★		★		★		
Except 76	Retainer						★		★		★		★		
All	Shim	69													
All	Shim			★	★										
All	Spacer			★	★										
76	Spacer						★		★		★	★	★	★	
75	Spacer										★				
Except 76	Spacer												★		
Except 76	Washer												15		
59, 71	Washer														15
75	Washer										34				
All	Washer	30		16	16										
1962 FORD															
Except 76	Absorber			★	★				★		★		★		
Except 76	Absorber						88		88		88	★	88		
76	Absorber								★						
Except 71, 76	Absorber														★
All	Bolt	41						31				31	19		
Except 76	Bolt			32	32									31	
76	Bolt			19	19										25
54, 62, 65, 71	Bolt										31				
75	Bolt										25	31			
Except 71	Bolt													25	26
71	Bolt														19
Except 71, 76	Bolt														26
All	Lockwasher			34	34									28	
All	Lockwasher			10	10		12					12		12	
54, 62, 65, 71	Lockwasher										12				

BODY BOLT CHART - continued

BODY TYPE	PART NAME	BODY BOLT LOCATION													
		1	2	3	4	5	6	7	8	9	10	11	12	13	14
		PART CODE NUMBER													
1962 FORD - continued															
75	Lockwasher								9	12					
76	Lockwasher													12	
71	Lockwasher													13	
Except 71, 76	Lockwasher													28	
71	Lockwasher													10	
Except 76	Lockwasher											10			
Except 76	Nut											7			
71	Nut													7	
All	Nut	6													
All	Nut	20													
All	Pad	*													
76	Retainer						2				2		2		
76	Retainer						8				8		8		
Except 76	Retainer						76		76		76		76		
Except 76	Retainer						*		*		*		*		
Except 71, 76	Retainer													2	
76	Retainer													2	
Except 71, 76	Retainer													8	
76	Retainer													8	
All	Shim	69		*	*										
All	Spacer			*	*		*								
76	Spacer										*	*		*	
54, 62, 65, 75	Spacer											*			
71	Spacer													76	
Except 76	Washer												15		
71	Washer													15	
75	Washer								34						
All	Washer	30		16	16										
1963 FORD															
Except 76	Absorber			73	73	73	73		73		73		73		
Except 76	Absorber			82	82	82	82		82		82		82		
Except 76	Bolt			64	64	37	37		37		37		35		
All	Bolt	41										46			
76	Bolt			47	47	47	47		47		47		64		
75	Bolt								35						
71	Bolt													47	
Except 71, 76	Bolt													36	
71	Bolt													24	
All	Lockwasher													10	
71	Lockwasher													10	
All	Lockwasher			10	10							28		13	
Except 76	Lockwasher					12	12		12		12		12		
76	Lockwasher								13		13		13		
75	Lockwasher								9						
71	Lockwasher													12	
71, 76	Lockwasher													10	
76	Lockwasher	10				10	10		10		10			10	

FORD CAR PARTS

**BODY
SECTION 030**

941

GROUP NUMBER	YEAR	BODY TYPE	DESCRIPTION	PART NUMBER	QTY.		
Q3045 SEAL - FOLDING TOP HEADER WINDSHIELD - Refer to Group 51338							
Q3080-1 Moulding - Windshield Outside Upper Corner Joint							
	62/	X(62C)	R. H. -Includes attaching parts	C3DZ 6203080-A	1		
			L. H.	C3DZ 6203081-A	1		
			No. 6-18 x 5/8" Cross recess pan head screw	52732-S13(U383)	2		
Q3086 COVER - WINDSHIELD GARNISH LOWER Moulding Joint							
	63/	A	Paint to match	C3AZ 6203086-A	1		
			No. 8 x 1" Cross recess oval head screw	52376-S13(U296)	1		
Q3100 GLASS - WINDSHIELD							
- A -							
	60/61	A(except 63, 76)	W599	C1AB 6203100-A	+C1AB 6203100-B	1	
	60/61	A(63)	W598	C1AB 6303100-A	+C1AB 6303100-B	1	
	60/62	A(76)	W615	C1AB 7603100-A	+C1AB 7603100-B	1	
	62/63	A(except 63, 76)	W618	C2AZ 6203100-A	+C2AZ 6203100-B	1	
	64	A(except 57, 63, 76)				1	
	63	A(63, 76)	Δ	W633	C3AZ 7603100-E	+C3AZ 7603100-F	1
	64	A(57, 63)				1	
	64	A(76)				1	
- B -							
	62/	B(except 65)	W619	C2OZ 6203100-A	+C2OZ 6203100-B	1	
	63/	B(65)	Δ	W634	C3OZ 6503100-C	C3OZ 6503100-D	1
- S -							
	60	S	W540	B8S 6303100-A	+B9SB 6303100-C	1	
	61/63	S	Δ	W600	C1SB 6303100-A	+C1SB 6303100-B	1
	64/	S	Δ	W651	C4SZ 6303100-A	+C4SZ 6303100-B	1
- X -							
	60/	X(except 63, 76)	W584	C0DB 6403100-E	+C0DB 6403100-F	1	
	63/	X(63, 76)	Δ	W635	C3DZ 7603100-C	C3DZ 7603100-D	1
Q3110 WEATHERSTRIP ASSY. - WINDSHIELD							
- A -							
	60	A(except 63, 76)	With mouldings	C1AB 6203110-B	1		
	C1	A(except 58F, 63A, 64H, 76B)			1		
	62	A(except 76A)	With grooves for upper & lower moulding	C2AZ 6203110-B	1		
	63	A(75)			1		
	60/62	A(76)		C1AB 7603110-A	1		
	63/64	A(57, 63, 76)		C3AZ 6303110-C	1		
	63/64	A(except 57, 63, 76)	With grooves for upper moulding	C2AZ 6203110-A	1		
- B -							
	62/	B(except 65)		C2OZ 6203110-A	1		
	63/	B(65)		C3OZ 6503110-A	1		
- S -							
	60	S		B8S 6303110-A	1		
	61/ 63	S(63)		C1SB 6303110-C	1		
	61/ 63	S(76)		C1SB 7603110-C	1		
	64/	S(63)		C4SZ 6303110-A	1		
	64/	S(76)		C4SZ 7603110-A	1		
- X -							
	60/	X(except 63, 76)		C0DB 6403110-C	1		
	63/	X(63)		C3DZ 6303110-A	1		
	63/	X(76)		C3DZ 7603110-A	1		
Q3127 WELT ASSY. - WINDSHIELD FINISH STRIP							
	60/64	A	Cut as required	C0AZ 6403127-A	2		

† Shaded Tinted

Δ Includes mirror bracket

**BODY
SECTION 030**
FORD CAR PARTS

GROUP NUMBER	YEAR	BODY TYPE	DESCRIPTION	PART NUMBER		QTY.
				RIGHT HAND	LEFT HAND	
03136-7 MOULDING - WINDSHIELD - OUTSIDE - SIDE - Includes Attaching Parts						
- A -						
	60/62	A(except 76)	Less attaching parts	C0AB 6403136-B	C0AB 6403137-B	1
			No. 6-18 x 1/2" pan head self-tapping screw	32921-S7-8(U334)	32921-S7-8(U334)	4or8
	60/62	A(76)	Less attaching parts	★C0AB 7603136-B	C0AB 7603137-B	1
			No. 6 x 1/2" Cross recess flat head screw	52010-S8(U200)	52010-S8(U200)	4
	63/64	A(63)		C3AZ 6303136-C	C3AZ 6303137-C	1
	63/64	A(except 57, 63, 76)		C3AZ 6203136-A	C3AZ 6203137-A	1
	64	A(57)		C4AZ 5703136-A	C4AZ 5703137-A	1
	63/64	A(76)		C3AZ 7603136-A	C3AZ 7603137-A	1
- B -						
	62/	B(except 65)		C2OZ 6203136-A	C2OZ 6203137-A	1
	63/	B(65)		C3OZ 6503136-A	C3OZ 6503137-A	1
- S -						
	61	S		C1SZ 6303136-B	C1SZ 6303137-B	1
	62/63	S(63)				1
	62/63	S(76)		C2SZ 7603136-A	C2SZ 7603137-A	1
	64/	S(63)		C4SZ 6303136-A	C4SZ 6303137-A	1
	64/	S(76)		C4SZ 7603136-A	C4SZ 7603137-A	1
- X -						
	63/	X(63, 76)		C3DZ 7603136-A	C3DZ 7603137-A	1
	60/	X(except 63, 76)	Less attaching parts	C1DB 6403136-A	C1DB 6403137-A	1
			No. 8-15 x 3/4" Cross recess oval head screw	359872-S100(UU54B)	359872-S100(UU54B)	2
GROUP NUMBER	YEAR	BODY TYPE	DESCRIPTION	PART NUMBER		QTY.
03144-5 MOULDING - WINDSHIELD - OUTSIDE - TOP - Includes attaching parts						
- A -						
	60/61	A(54, 58, 62, 64, 65, 75)	Less attaching parts	C1AB 6203144-A		1
	60/61	A(59, 71)	Less attaching parts	C0AB 5903144-A		1
	60/61	A(63)	Less attaching parts	C0AB 6303144-E		1
			No. 6 x 1/2" Cross recess flat head screw	52010-S8(U200)		2
	62/64	A(except 57, 63, 76)	Less attaching parts	C2AZ 6203144-A		1
	63/64	A(63)	Used on units with or without vinyl roof cover	C3AZ 6303144-C		1
	64	A(57)		C4AZ 5703144-A		1
	63/64	A(76)		C3AZ 7603144-A		1
- B -						
	62/	B(except 65)		C2OZ 6203144-A		1
	63/	B(65)		C3OZ 6503144-A		1
- S -						
	61/63	S(63)		C1SZ 6303144-A		1
	64/	S(63)		C4SZ 6303144-B		1
	64/	S(63)	No. 6 x 1/2" Cross recess pan head screw	375557-S7-8(UU82)		2
	64/	S(76)		C4SZ 7603144-C		1
	64/	S(76)	No. 8 x 7/8" Cross recess oval head screw	53049-S13(U281)		3
- X -						
	60/	X(except 63, 76)		C0DB 6403144-A		1
	63/	X(63)		C3DZ 6303144-A		1
	63/	X(76)		C3DZ 7603144-A		1
			No. 6-18 x 5/8" Cross recess pan head screw	52732-S13(U383)		2

FORD CAR PARTS

BODY SECTION 030

943

GROUP NUMBER	YEAR	BODY TYPE	DESCRIPTION	PART NUMBER		QTY.
				RIGHT HAND	LEFT HAND	
03148-9 MOULDING - WINDSHIELD - OUTSIDE - BELT - Includes Attaching Parts						
- A -						
	60/62	A	Less attaching parts	C0AB	6403148-A	1
	63/64	A(except 57, 63, 76)	R. H.	C3AZ	6203148-A	1
			L. H.	C3AZ	6203149-A	1
	63/64	A(57, 63, 76)	R. H.	C3AZ	7603148-A	1
			L. H.	C3AZ	7603149-A	1
	60/	A	No. 6 x 1/2" Cross recess flat head screw		52010-S8(U200)	2
- B -						
	62/	B(except 65)		C2OB	6203148-A	1
	63/	B(65)		C3OZ	6503148-A	1
	62/	B	No. 6 x 1/2" Cross recess flat head screw		52010-S8(U200)	2
- S -						
	64/	S	R. H.	C4SZ	6303148-A	1
			L. H.	C4SZ	6303149-A	1
- X -						
	60/	X		C0DB	6403148-A	1
	60/	X	No. 6 x 1/2" Cross recess flat head screw		52010-S8(U200)	2
03152-3 COVER - WINDSHIELD OUTSIDE TOP						
	60/	X(except 63, 76)	R. H.	C0DB	6403152-C	1
			L. H.	C0DB	6403153-C	1
03154 WEATHERSTRIP - WINDSHIELD - OUTSIDE - SIDE MOULDING						
			Refer to Paint Section Group 19562			
03178 RETAINER - WINDSHIELD OUTSIDE TOP MOULDING						
	64	A(57)		C4AZ	5703178-A	5
	63/64	A(63)		C4AZ	6303178-A	6
	64/	S(63)		C4SZ	6303178-A	7
	63/	X(63)		C3DZ	6303178-A	5
			No. 8-18 x .38" Cross recess truss head screw		376378-S101(UU97)	8 or 22
03192-3 MOULDING - WINDSHIELD OUTSIDE SIDE - UPPER - Also refer to Group 03220-1						
	60/62	A(76)	R. H.	★C0AB	7603192-A	1
			L. H.	C0AB	7603193-A	1
			No. 6 x 1/2" Cross recess flat head screw		52010-S8(U200)	2
			No. 8 x 3/4" Cross recess oval head screw		52360-S13(U294)	2
	64	S(76)	R. H.	C4SZ	7603192-B	1
			L. H.	C4SZ	7603193-C	1
	64/	S(76)	No. 8-15 x 3/4" Cross recess pan head screw		371828-S100(UU81)	2
			No. 8-18 x 1/2" Cross recess oval head screw		52413-S13(U316)	2
03198-9 WEATHERSTRIP - WINDSHIELD UPPER GARNISH MOULDING OR FRONT BODY PILLAR - Also refer to Group 02626-7						
	60/62	A(76)	R. H.	★C0AB	7603198-A	1
			L. H.	C0AB	7603199-A	1
	63/64	A(76)	R. H.	C3AZ	7603198-B	1
			L. H.	C3AZ	7603199-B	1
			No. 8-15 x 1/2" Cross recess pan head screw		52726-S13(U381)	2 or 8
	61/63	S(76)	R. H.	C2SZ	7603198-A	1
			L. H.	C2SZ	7603199-A	1
			Retainer-R. H.	★C1SZ	63513A28-A	1
			Retainer-L. H.	C1SZ	63513A29-A	1
			No. 8 x 1/2" Cross recess pan head screw		52726-S13(U381)	
	63/	X(63, 76)	R. H.	C3DZ	7603198-A	1
			L. H.	C3DZ	7603199-A	1
			No. 8-15 x 1/2" Cross recess pan head screw		52726-S13(U381)	12
GROUP NUMBER	YEAR	BODY TYPE	DESCRIPTION	PART NUMBER		QTY.
03220-1 MOULDING - WINDSHIELD OUTSIDE UPPER CORNER - Includes Attaching Parts						
	60/61	A(54, 62, 65, 75)	Less attaching parts	C1AB	6203220-B	1
	60/61	A(58, 64)	Less attaching parts	C1AB	6403220-A	1
	60/61	A(59, 71)	Less attaching parts	★C1AB	5903220-A	1
	60/61	A(63)	Less attaching parts	C1AB	6303220-A	1
	60/61	A	No. 6-18 x 1/2" pan head self-tapping screw	32921-S7-8(U334)	32921-S7-8(U334)	4

GROUP NUMBER	YEAR	BODY TYPE	DESCRIPTION	PART NUMBER		QTY.
				RIGHT HAND	LEFT HAND	
03220-1 MOULDING - WINDSHIELD OUTSIDE UPPER CORNER - continued - Includes Attaching Parts						
- A -						
	62	A(except 76)		C2AZ 6203220-A	C2AZ 6203221-A	1
	63/64	A(76)		C3AZ 7603220-A	C3AZ 7603221-A	1
- B -						
	62	B(54, 62)	Less attaching parts	C2OZ 6203220-B	C2OZ 6203221-B	1
	63/	B(except 65)				1
	63/	B(65)		C3OZ 6503220-A	C3OZ 6503221-A	1
- S -						
	61/63	S(63)	Less attaching parts	C1SZ 6303220-A	C1SZ 6303221-A	1
			No. 6-18 x 1/2" pan head self-tapping screw	32921-S7-8(U334)	32921-S7-8(U334)	2
	61/63	S(76)		C1SZ 7603220-A	C1SZ 7603221-A	1
	64	S(76)	Refer to Group 03192-3			
- X -						
	60/	X(except 63, 76)	Refer to Group 03152-3			
	63/	X(63)		C3DZ 6303220-A	C3DZ 6303221-A	1
	63/	X(76)		C3DZ 7603220-A	C3DZ 7603221-A	1
03262 RETAINER - WINDSHIELD						
	61/64	S	R. H.	C1SB 6303262-A		1
			No. 8-15 x 1" Cross recess oval head screw	52376-S13(U296)		6
03266 SEAL - WINDSHIELD GARNISH SIDE MOULDING						
	64/	S(76)	Cut to 23" from C4SZ 63517B30-A			2
03408 PANEL ASSY. - WINDSHIELD HEADER						
- A -						
	62/64	A(except 57, 63, 76)		C3AZ 6203408-A		1
	63/64	A(57, 63)		C3AZ 6303408-B		1
	63/64	A(76)		C3AZ 7603408-A		1
- B -						
	62/	B(except 65)		C2OZ 6203408-A		1
	63/	B(65)		C3OZ 6503408-A		1
- S -						
	64/	S(76)		C4SZ 7603408-A		1
	64/	S(63)	Use with C4SZ 6351016-A			1
- X -						
	63/64	X(63, 76)	Drill 5 holes .10" dia. for model 63 headlining retainer	C3DZ 7603408-A		1
	60/	X(except 63, 76)	Remove dome lamp bracket as required	C0DZ 6403408-D		1
03458 DOWEL - WINDSHIELD HEADER - SIDE						
	61/64	S(76)	Refer to Group 514A38			
03474 PLATE - WINDSHIELD HEADER DOWEL STRIKER						
	64	S(76)	"Before 10/1/63"	C4SZ 7603474-A		2
	64	S(76)	"From 10/1/63"	C4SZ 7603474-B		2
03512-3 MOULDING ASSY. - WINDSHIELD GARNISH SIDE - Paint to Match						
	62/	B(except 65)	R. H.	C2OB 6203512-AP		1
			L. H.	C2OB 6203513-AP		1
			No. 10-12 x 7/8" Cross recess oval head screw	52369-S13(U304)		6
	63/	B(65), X(63, 76)	Refer to Group 03598-9			
	64/	S				
	60/	X(except 63, 76)	R. H.	C0DZ 6403512-A		1
			L. H.	C0DZ 6403513-A		1
			No. 8-15 x 3/4" Cross recess oval head screw	52360-S13(U294)		6

FORD CAR PARTS

**BODY
SECTION 030**

945

GROUP NUMBER	YEAR	BODY TYPE	DESCRIPTION	PART NUMBER		QTY.
				RIGHT HAND	LEFT HAND	
03598-9 MOULDING - WINDSHIELD GARNISH - SIDE - Includes Attaching Parts						
- A -						
	60/61	A(76)	Paint to match	★C0AB 7603598-BP	C0AB 7603599-BP	1
	60/62	A(except 63)	No. 8 x 3/4" Cross recess oval head screw	52360-S13(U294)	52360-S13(U294)	4
	60/62	A(except 76)	No. 8 x 1 1/2" Cross recess oval head screw	52388-S13(U298)	52388-S13(U298)	2
	63	A(54, 62, 71)		◇C3AZ 6203598-B	◇C3AZ 6203599-B	1
	63	A(54, 62, 71)		+C3AZ 6203598-A	+C3AZ 6203599-A	1
	63	A(63)		+C3AZ 6303598-B	+C3AZ 6303599-B	1
	63	A(65, 75)		+C3AZ 6503598-A	+C3AZ 6503599-A	1
	63	A(65, 75)		◇C3AZ 6503598-B	◇C3AZ 6503599-B	1
	63	A(76)		+C3AZ 7603598-A	+C3AZ 7603599-A	1
	63	A(76)		◇C3AZ 7603598-B	◇C3AZ 7603599-B	1
			No. 8-15 x 5/8" Cross recess oval head screw	53027-S13(U278)	53027-S13(U278)	4
			No. 8-15 x 1 1/2" Cross recess oval head screw	52388-S13(U298)	52388-S13(U298)	2
	63	A(63)		◇C3AZ 6303598-B	◇C3AZ 6303599-B	1
	64	A(57, 63)				1
	64	A(54, 62, 71)	Paint to match	C4AZ 6203598-A	C4AZ 6203599-A	1
	64	A(57, 63)		+C4AZ 6303598-A	+C4AZ 6303599-A	1
	64	A(76)		C4AZ 7603598-A	C4AZ 7603599-A	1
			No. 8-15 x 5/8" Cross recess oval head screw	53027-S13(U278)	53027-S13(U278)	4
- B -						
	63/64	B(65)	"Before 10/15/63"	C3OZ 6503598-B	C3OZ 6503599-A	1
	64/	B(65)	"From 10/15/63"	C3OZ 6503598-B	C3OZ 6503599-B	1
			No. 8-15 x 5/8" Cross recess oval head screw	53027 S13(U278)	53027-S13(U278)	6
	62/	B(except 65)	Refer to Group 03512-3			
- S -						
	61	S	"Before 1/16/61"	C1SB 6303598-A	★C1SB 6303599-A	1
	61/63	S	"From 1/16/61"	C1SB 6303598-D	C1SB 6303599-D	1
			No. 8 x 7/8" Cross recess oval head screw	52368-S23(U295)	52368-S23(U295)	4
	64/	S(63)		C4SZ 6303598-B	C4SZ 6303599-C	1
	64/	S(76)		C4SZ 7603598-C	C4SZ 7603599-C	1
- X -						
	60/	X(except 63, 76)	Refer to Group 03512-3			
	63/	X(63)		C3DZ 6303598-C	C3DZ 6303599-C	1
	64/	X(76)		C3DZ 7603598-C	C3DZ 7603599-C	1
GROUP NUMBER YEAR BODY TYPE DESCRIPTION PART NUMBER QTY.						
03606-7 MOULDING - WINDSHIELD GARNISH - UPPER- Includes attaching parts						
- A -						
	62/63	A(65, 75)	R. H. -Chrome-less attaching parts L. H.	C2MB 5403606-A	C2MB 5403607-A	1
	63	A(76)		C3AZ 7603606-A		1
	62/64	A(54, 62, 71, 75)	R. H. -Paint to match-less attaching parts L. H.	C2AB 6203606-AP	C2AB 6203607-AP	1
	63	A(57, 63)	Cut & slot for (4) hole visor-less attaching parts	C4AZ 6303606-A		1
	64	A(76)		C4AZ 7603606-A		1
- S -						
	61/63	S(63)	"From 1/16/61"	C1SB 6303606-C		1
	64/	S(63)		C4SZ 6303606-A		1
	61/	S	No. 8 x 7/8" Cross recess oval head screw	52368-S23(U295)		3
- X -						
	63/	X(63)		C3DZ 6303606-C		1
	63/	X(76)		C3DZ 7603606-C		1

† Used on units with fixed steering column

◇ Used on units with moveable steering column

GROUP NUMBER	YEAR	BODY TYPE	DESCRIPTION	PART NUMBER	QTY.
03626-7 MOULDING - WINDSHIELD GARNISH - LOWER					
	60/62	A		*	
	60	S			
	63/64	A	R. H. -Paint to match	C3AZ 6203626-A	1
			L. H.	C3AZ 6203627-A	1
			No. 8-15 x 1 1/2" Cross recess oval head screw	52388-S13 (U298)	6
			No. 8-15 x 2 1/2" Cross recess oval head screw	371847-S13 (UU56)	2
03638 SUPPORT - WINDSHIELD LOWER GARNISH MOULDING					
	63/64	A		C3AZ 6203638-A	7
03642 FILLER - WINDSHIELD GARNISH MOULDING - LOWER CORNER					
	60/62	A	Rubber	C0AB 6403642-A	2
	63/64	A	Rubber	C3AZ 6203642-A	2
	64/	X(63, 76)			2
04110 ARM - VISOR					
	64/	S		C4SZ 6304110-A	2
			No. 10-32 x 3/16" set screw	374985-S8 (UU33K)	2
04114 PIN - VISOR ANCHOR					
	60	A		B8A 7004114-A	2
	60	X			2
	61/	A	Includes rubber tip-refer to Group 04115		2
	62/	B		C3DZ 7604114-B	2
	61/63	S			2
	63/	X(63, 76)			2
	64/	S			2
04115 SLEEVE - INSIDE VISOR ANCHOR PIN					
	61/	All	Rubber tip - Used with basic 04114	C5AZ 6204115-A	2
04131 BRACKET ASSY. - VISOR CLIP MOUNTING					
	63/	A(76)	Chrome-Includes spring	C3AZ 7604131-B	1
			No. 6-32 x 3/8" Cross recess pan head screw	*51754-S8	1
			No. 8-15 x 5/8" Cross recess oval head screw	53027-S13 (U278)	1
04131-2 CLIP ASSY. - VISOR ARM					
- A -					
	60	A(76)	Gray Plastic-Pin type	B8A 7604132-A	2
			No. 10-12 x 5/8" Cross recess oval head screw	*52735-S8	2
	60/61	A(except 76)	Gray Nylon-Pin type	C0AB 6404132-A	1
			No. 8 x 3/4" Cross recess oval head screw	52360-S13 (U294)	1
	61	A(except 76)	With safety visor - Chrome	C1AB 6204131-C	1
			No. 8-15 x 7/8" Cross recess oval head screw	52368-S23 (U295)	1
	61/62	A(76)	Chrome	C1AB 7604131-A	2
	63/64	A(57, 63)	Chrome-Includes spring	C3AZ 6304131-B	1
	63/64	A(76)	Chrome-Includes spring	C3AZ 7604131-B	1
	63	A(76)	No. 6-32 x 7/16" Cross recess pan head screw	*371052-S8	1
	63/64	A(57, 63, 76)	No. 8-15 x 5/8" Cross recess oval head screw	53027-S13 (U278)	1
	63/64	A(57, 63)	No. 6-32 x 5/8" Pan head screw	51785-S13 (U363)	1
	64	A(76)	No. 6-32 x 3/8" Cross recess pan head screw	*51754-S8	1
- B -					
	63/	B(65)		C3OZ 6504131-A	1
			No. 8-15 x 3/4" Cross recess oval head screw	52360-S13 (U294)	1
- S -					
	61/63	S	Chrome	C3SZ 6304131-A	1
	64/	S	Chrome	C4SZ 6304131-A	1
			No. 8-15 x 7/8" Cross recess oval head screw	53049-S13 (U281)	2
			No. 8-15 Nut (spring)	350881-S (MM233)	1
- X -					
	60	X	Gray Plastic-Pin type	B8A 7604132-A	2
	63/	X(76)	Chrome-bracket mounting	C3DZ 7604132-A	1
			No. 8-15 x 3/4" Cross recess oval head screw	52360-S13 (U294)	1
04134 SPRING - VISOR ARM CLIP					
	62/64	A(except 57, 63, 76)		C2AZ 6204134-A	1
	62/	B(except 65)		C3DZ 6204134-A	1
	61/	X(except 76)			1
	61/	X(except 76)	No. 6-32 x 1/4" Pan head screw	41540-S8 (U353)	2
	62/63	A(except 63, 76)			2

FORD CAR PARTS

BODY SECTION 042

947

GROUP NUMBER	YEAR	BODY TYPE	DESCRIPTION	PART NUMBER		QTY.
				RIGHT HAND	LEFT HAND	
04144-5 ARM and BRACKET ASSY. - VISOR - LESS VISOR						
- A -						
	60/61	A(except 76)	Paint to match	C0AB 6404144-AP	C0AB 6404145-AP	1
			No. 8 x 5/8" Cross recess oval head screw	*52482-S13	*52482-S13	6
	62	A(54B, 62B, C, D)	Paint to match	C2AZ 6204144-C	C2AZ 6204144-C	2
	63/64	A(54B, E, 62B, E, 71B, C)				2
	62	A(54B, 62B, 71B, C, D)	Chrome bracket	C2AZ 6204144-D	C2AZ 6204144-D	2
	63	A(54A, 62A, 65, 71A, E, 75)				2
	64	A(54A, 62A, 71A, E)				2
	62/64	A(except 57, 63, 76)	No. 8-15 x 5/8" Cross recess oval head screw	53027-S13(U278)	53027-S13(U278)	6
	62	A(76)	Chrome bracket	*C1AZ 7604144-A	C1AZ 7604145-A	1
	63	A(76)	Chrome bracket-4 screw holes	C3AZ 7604144-A	C3AZ 7604145-A	1
	63/64	A(57, 63) "Before 1/2/64"	4 Screw holes	C3AZ 6304144-A	C3AZ 6304145-A	1
	64	A(57, 63) "From 1/2/64"	3 Screw holes	C4AZ 6304144-A	C4AZ 6304145-A	1
	64	A(76)	3 screw holes	C3AZ 7604144-B	C3AZ 7604145-B	1
	63/64	A(63, 76)	No. 8-15 x 1 1/2" Cross recess oval head screw	52388-S13(U298)	52388-S13(U298)	6or8
- B -						
	62/	B(except 65)	Paint to match	C0DZ 6404144-A	C0DZ 6404145-A	1
	63/	B(65)	Paint to match	C3OZ 6504144-A	C3OZ 6504145-A	1
- S -						
	60	S		B8S 6304144-A	B8S 6304145-A	1
			No. 8 x 1 1/2" Cross recess oval head screw	52388-S13(U298)	52388-S13(U298)	8
	61/63	S	Rolled lip-Chrome brkt.	C1SB 6304144-B	C1SB 6304145-B	1
			No. 8 x 1 1/2" Cross recess oval head screw	52388-S13(U298)	52388-S13(U298)	8
	64/	S(63)		C4SZ 6304144-B	C4SZ 6304145-B	1
	64/	S(76)	Chrome bracket	C4SZ 7604144-A	C4SZ 7604145-A	1
	64/	S(76)	No. 8-15 x 5/8" Cross recess oval head screw	53027-S13(U278)	53027-S13(U278)	4
	64/	S(63)	No. 8-32 x 1/2" Cross recess oval head screw and washer assy.	*50696-S13	*50696-S13	2
	64/	S	No. 8-15 x 1 1/4" Cross recess oval head screw	53066-S13(U284)	53066-S13(U284)	4
- X -						
	60/	X(except 63, 76)	Paint to match	C0DZ 6404144-A	C0DZ 6404145-A	1
	63/	X(63)	4 screw holes	C3DZ 6304144-A	C3DZ 6304145-A	1
	63/	X(76)	Chrome bracket-4 screw holes	C3DZ 7604144-A	C3DZ 7604145-A	1
	60/	X(except 63, 76), B(except 65)	No. 8-15 x 3/4" Cross recess oval head screw	52360-S13(U294)	52360-S13(U294)	6
	63/	X(63, 76)	No. 8-15 x 1 1/2" Cross recess oval head screw	52388-S13(U298)	52388-S13(U298)	4
GROUP NUMBER	YEAR	BODY TYPE	DESCRIPTION	PART NUMBER		QTY.
04200 KIT - INSTRUMENT PANEL SAFETY PAD ATTACHING - *Includes Attaching Parts						
- A -						
	60/62	A		C0AZ 6404200-A		1
	Consists of					
	1-C0AB	6404264-A	*Moulding-end-RH	1-C0AB	6404590-A	Retainer-cover-RH
	1-C0AB	6404296-A	*Moulding-center	1-C0AB	6404591-A	Retainer-cover-LH
	1-C0AB	6404287-A	*Moulding-end-LH	4-52720-S13		Screw
	1-C0AB	6404454-BP	Grille-radio	1-C2AZ	19C525-A	Cement (pint)

GROUP NUMBER	YEAR	BODY TYPE	DESCRIPTION	PART NUMBER	QTY.
04200	KIT - INSTRUMENT PANEL SAFETY PAD ATTACHING - continued - *Includes Attaching Parts				
- A -					
63	A			C3AZ 6204200-A	1
Consists of					
8-C3AZ 6204278-A		Clip	*2-C3AB 62045B64-B	Spacer	
2-C3AZ 62045B53-A		Cover	4-53038-S13	Screw	
			1-C0AZ 19552-A	Cement (tube)	
64	A			C4AZ 5404200-A	1
Consists of					
8-C3AZ 6204278-A		Clip	4-53038-S13	Screw	
2-C4AZ 54045B52-A		Cover (defroster opening)	1-C0AZ 19552-A	Cement (tube)	
- B -					
62/63	B(54A, 62A, 71D)			C2OZ 6204200-A	1
Consists of					
1-C2OZ 6204296-A		*Moulding-RH	1-C2OZ 6204522-A	*Moulding-RH	
1-C2OZ 6204297-A		*Moulding-LH	1-C2OZ 6204523-A	*Moulding-LH	
1-C2OZ 6204518-A		*Moulding-RH	1-C0AZ 19552-A	Cement (tube)	
1-C2OZ 6204519-A		*Moulding-LH			
62/63	B(except 54A, 62A, 71D)			C2OZ 6204200-B	1
Consists of					
1-C2OZ 6204296-B		*Moulding-RH	1-C2OZ 6204518-A	*Moulding-RH	
1-C2OZ 6204297-A		*Moulding-LH	1-C2OZ 6204519-A	*Moulding-LH	
			1-C0AZ 19552-A	Cement (tube)	
64	B(54A, 62A, 71D)			C4OZ 5404200-A	1
Consists of					
1-C2OZ 6204518-A		*Moulding (end)-R. H.	1-C4OZ 6204296-A	*Moulding (upper)-R. H.	
1-C2OZ 6204519-A		*Moulding (end)-L. H.	1-C4OZ 6204297-B	*Moulding (upper)-L. H.	
			1-C0AZ 19552-A	Cement (tube)	
64	B(54B, 62B, 65, 71B)			C4OZ 5404200-B	1
Consists of					
1-C2OZ 6204518-A		*Moulding (end)-R. H.	1-C4OZ 6204296-B	*Moulding (upper)-R. H.	
1-C2OZ 6204519-A		*Moulding (end)-L. H.	1-C4OZ 6204297-A	*Moulding (upper)-L. H.	
			1-C0AZ 19552-A	Cement (tube)	
- X -					
60/63	X(except 63, 76)		Service details	*	
Consists of					
1-C0DB 6404518-BP		*Moulding-end-RH	1-C0DB 6404296-B	Moulding-upper pad-RH	
1-C0DB 6404519-BP		*Moulding-end-LH	1-C0DB 6404297-B	Moulding-upper pad-LH	
1-C1DB 6404522-AP		Moulding-pad-RH	1-C0DB 6404772-C	Moulding-upper pad center	
1-C1DB 6404523-AP		Moulding-pad-LH	13-C0DB 6404561-C	Clip-moulding	
1-C1DB 64044B40-AP		Moulding-pad-center	9-53072-S13	Screw	
			1-C2AZ 19C525-A	Cement (pint)	
63	X(63, 76)			C3DZ 7604200-A	1
Consists of					
1-C0DB 6404296-B		Moulding-RH	1-C3DZ 7604522-A	Moulding-RH	
1-C0DB 6404297-B		Moulding-LH	1-C3DZ 7604523-A	Moulding-LH	
1-C1DB 64044B40-AP		Moulding-center	13-C0DB 6404561-C	Retainer	
1-C0DB 6404518-BP		*Moulding-RH	1-C0DB 6404772-C	Moulding-center	
1-C0DB 6404519-BP		*Moulding-LH	9-53072-S13	Screw	
			1-C2AZ 19C525-A	Cement (pint)	
64	X			C4DZ 5404200-B	1
Consists of					
1-C4DZ 6204296-A		*Moulding - upper	1-C4DZ 6204518-B	*Moulding (end)-R. H.	
10-C4GY 54044B96-C		Clip	1-C4DZ 6204519-B	*Moulding (end)-L. H.	
			1-C0AZ 19552-A	Cement (tube)	
042A60	REINFORCEMENT ASSY. - INSTRUMENT PANEL LOWER FLANGE END				
64/	S			C4SZ 63042A80-A	1

FORD CAR PARTS

**BODY
SECTION 042**

949

GROUP NUMBER	YEAR	BODY TYPE	DESCRIPTION	PART NUMBER	QTY.
04278 CLIP - INSTRUMENT PANEL SAFETY PAD RETAINER					
	63/64	A		C3AZ 6204278-A	8
04296-7 MOULDING - INSTRUMENT PANEL UPPER COVER RETAINING - Includes Attaching Parts					
- B -					
	62/63	B	R. H. -Use w/o finish panel 04338	C2OZ 6204296-A	1
	62/63	B	R. H. -Use with finish panel 04338	C2OZ 6204296-B	1
	62/63	B	L. H.	C2OZ 6204297-A	1
	64	B(54A, 62A, 71D)	R. H.	C4OZ 6204296-A	1
			L. H.	C4OZ 6204297-B	1
	64	B(54B, 62B, 65, 71B)	R. H.	C4OZ 6204296-B	1
			L. H.	C4OZ 6204297-A	1
- X -					
	60/63	X	R. H.	C0DB 6404296-B	1
			L. H.	C0DB 6404297-B	1
	64/	X		C4DZ 6204296-A	1
04300 REINFORCEMENT - CONSOLE PANEL - REAR					
- A -					
	62	A(65, 76)		C2AZ 6504300-A	1
	63	A(63C, 65B, 71G, H, 75, 76)			1
	64	A(57C, 63C, 76B)			1
- B -					
	62	B(62C)		C1DB 6404300-A	1
	63/	B(65B)		C2AZ 6504300-A	1
- X -					
	61	X("Futura")		C1DB 6404300-A	1
	62	X(62C, 64C, +71B)			1
	63	X(62C, 63C, 71D, 76B)			1
04320 PANEL ASSY. - INSTRUMENT					
- A -					
	63	A	Without movable steering column	C3AZ 6204320-A	1
	63	A	With movable steering column	C3AZ 6204320-B	1
	64	A	Without movable steering column	C4AZ 6204320-A	1
	64	A	With movable steering column	C4AZ 6204320-B	1
	60/	A	5/16" - 24 x 1" Hex. head bolt	20387-S8(B157)	2
			5/16" Lockwasher	34806-S7(X64)	2
			5/16" Flat washer	44722-S8(X19)	2
			5/16"-24 Hex, nut	33798-S8(M62)	2
			No. 8 Flat washer	44710-S8(X10)	8
			No. 8 x 1/2" Hex. head screw	*42006-S8	8
- B -					
	62/63	B	Also refer to Group 06050	C3OZ 6204320-B	1
	64	B	"Before 11/18/63"	C4OZ 6204320-A	1
	64	B	"From 11/18/63"	C4OZ 6204320-B	1
- S -					
	61/63	S	For cover refer to Soft Trim Section Group 04290 Also refer to Group 04334-5	C2SZ 6304320-A	1
	61/63	S	5/16"-24 x 1 3/4" Stud (shoulder)-to center support	376463-S8(WW119)	1
			5/16" External tooth lockwasher	357789-S7(XX343)	1
			5/16"-24 Hex. nut	33923-S8(M32)	1
	64/	S	For cover refer to Soft Trim Section Group 04290	C4SZ 6304320-B	1
	60/	S	5/16"-24 x 1" Hex head bolt	20387-S8(B157)	2
			5/16"-Lockwasher	34806-S7(X64)	2
			5/16" Flat washer	44722-S8(X19)	2
			5/16"-24 Hex, nut	33798-S8(M62)	2
			No. 8 Flat washer	44710-S8(X10)	8
			No. 8 x 1/2" Hex. head screw	*42006-S8	8
- X -					
	60/63	X	For cover refer to Soft Trim Section Group 04290	C0DZ 6404320-D	1
	64	X		C4DZ 6204320-A	1

‡ With bucket seats

**BODY
SECTION 042**
FORD CAR PARTS

GROUP NUMBER	YEAR	BODY TYPE	DESCRIPTION	PART NUMBER	QTY.
04338	PANEL - INSTRUMENT PANEL FINISH - continued				
	62/63	B	Includes attaching parts	C2OZ 6204338-A	1
	64	B(54B, 62B, 65, 71B)		C4OZ 6204338-A	1
			No. 10-12 x 1/2" Cross recess pan head screw	52013-S8(U209)	1
			No. 10-12 x 1/2" Cross recess pan head screw	52727-S8(U382)	2
			No. 10-12 x 7/8" Cross recess oval head screw	52369-S13(U304)	4
	64	S(63A, 76)	Without A/C	C4SZ 6304338-A	1
			With A/C	C4SZ 6304338-B	1
	64	S(63B)	Without A/C	C4SZ 6304338-C	1
			With A/C	C4SZ 6304338-D	1
			No. 8-15 x 1/2" Cross recess oval head screw	52344-S13(U292)	AR
04360	COVER - INSTRUMENT PANEL RADIO OPENING ACCESS - BOTTOM				
	61/63	S	Black	C3SZ 6304360-E	1
			Red	C3SZ 6304360-F	1
			No. 8-18 x 3/8" Cross recess oval head screw	53008-S13(U275)	2
	62/63	S	Pearl Beige	C2SZ 6304360-AAF	1
			Medium Chestnut	C2SZ 6304360-ABG	1
			Light Blue	C2SZ 6304360-AAB	1
	63	S	Light Gold Metallic	C3SZ 6304360-C	1
			Light Rose Beige Metallic	C3SZ 6304360-D	1
04366-7	BRACKET - INSTRUMENT PANEL TO PILLAR				
	60/64	A		C0AB 6404366-A	2
	60/	A	5/16"-24 x 1 1/8" Hex. washer head bolt	353483-S2(BB588)	4
			5/16"-24 Hex. nut	33798-S8(M62)	4
			5/16"-18 x 1/2" Hex. lock nut	34392-S7(M93)	1
			5/16"-18 x 3/4" Hex. head screw and washer assy.	359662-S7-8(BB575A)	3
	61/63	S	R. H.	C2SZ 6304366-B	1
			L. H.	C2SZ 6304367-B	1
	61/63	S	Upper	C2SZ 6304366-A	2
	61/63	S	5/16"-24 x 1 1/8" Hex. washer head bolt	353483-S2(BB588)	6
			5/16"-24 Hex. nut	33798-S8(M62)	4
			1/4"-20 x 5/8" Hex. washer head screw	373108-S2	2
			1/4"-20 Hex. lock nut	34390-S7-8(M92)	2
	64/	S		C4SZ 6304366-A	2
			5/16"-18 x .88" Hex. shoulder head stud	378734-S2(WW122)	1
			5/16"-18 x 3/4" Hex. head screw and washer assy.	359662-S7-8(BB575A)	5
			5/16"-18 Square nut	34130-S8(M149)	6
	64/	X	R. H.	C4DZ 6204366-A	1
			L. H.	C4DZ 6204367-A	1
04371	PLATE - INSTRUMENT PANEL RADIO DIAL HOLE - Includes Attaching Parts (When Radio is not used)				
	60/62	A(except 65, 76)	Paint to match-without attaching parts	C0AZ 6204371-A	1
	60/62	A	1/4" Nut (self threading)	371024-S7(MM286)	2
	62	A(65, 76)	Refer to Group 04360		
	63	A(54A, 62A, 63, 65, 71A, E, 75, 76)	Without attaching parts	C3AZ 6204371-B	1
	63	A	Nut (speed)	357041-S32(MM242)	2
	63/64	A(54B, E, 62B, E, 71B, C)	Paint to match-without moveable steering column	C3AZ 6204371-A	1
	64	A	Bright finish-without attaching parts	C4AZ 6204371-A	1
			1/4" Nut (self threading)	371024-S7(MM286)	2
	62	B(54A, 62A)	Paint to match-without attaching parts	C2OZ 6204371-A	1
	63	B(54A, 62A, 71D)			1
	62	B(54B, 62B)	Bright finish	C2OZ 6204371-B	1
	63	B(54B, 62B, 65, 71B)			1
	64	B	Paint to match-without attaching parts	C4OZ 6204371-B	1
			3/8"-24 Nut (stamped)	376642-S35(MM292A)	2

FORD CAR PARTS

BODY SECTION 042

951

GROUP NUMBER	YEAR	BODY TYPE	DESCRIPTION	PART NUMBER	QTY.
04371	PLATE - INSTRUMENT PANEL RADIO DIAL HOLE - continued - Includes Attaching Parts (When Radio is not used)				
	61/64	S	- S -	C1SZ 6304371-A	1
			- X -		
	60	X	Beige	C0DF 6404371-C160	1
			Blue	C0DF 6404371-C206	1
	60/62	X	Black	C0DF 6404371-C211	1
	63	X(except 54B,62B,C, 63, 76)			1
			Green	C0DF 6404371-C217	1
			Red	C0DF 6404371-C266	1
	61/62	X	Blue	C0DF 6404371-C215	1
	63	X(except 54B,62B,C, 63, 76)			1
			Brown	C0DF 6404371-C216	1
			Turquoise	C0DF 6404371-C218	1
	63	X(54B, 62B, C, 63, 76)	Paint to match-without attaching parts	C3DZ 6204371-A	1
	64/	X(54A, D, 59, 62, 66, 71A, B, 78)	3/8"-24 Nut (stamped)	C4DZ 6204371-B 376642-S35(MM292A)	1 2
04392-3	PANEL - INSTRUMENT PANEL - FINISH END				
	63	X(54B, 62B, C, 63, 76)	R. H. -Includes attaching parts	C3DZ 6204392-A	1
			L. H.	C3DZ 6204393-A	1
	64	X(54B,62B, C, 63, 65H, 71C, 76)	R. H. -Includes attaching parts	C4DZ 6204392-A	1
04396	BRACKET - INSTRUMENT PANEL CLOCK OPENING COVER MOUNTING				
	63	A(54B, 62B, 71B, 71C)		C3AZ 6204396-A	1
	64	A(54B, 54E, 62B, 62E, 71B, 71C)			1
044500-1	MOULDING - INSTRUMENT PANEL EXTENSION - UPPER				
	61/63	S	R. H. -Includes attaching parts	C1SZ 63044B00-A	1
			L. H.	C1SB 63044B01-A	1
			Retainer	C1SB 63044B10-A	4
044502-3	MOULDING - INSTRUMENT PANEL EXTENSION - LOWER				
	61/63	S	R. H. - Includes attaching parts	C1SZ 63044B02-A	1
			L. H.	C1SZ 63044B03-A	1
			Clip	C1SB 63044B26-A	8or10
044504	MOULDING - INSTRUMENT PANEL EXTENSION - UPPER CENTER				
	61/63	S	Includes attaching parts	C1SB 63044B04-A	1
			No. 8 x 1/2" Cross recess oval head screw	52344-S13(U292)	2
04405	GRILLE ASSY. - INSTRUMENT OR CONSOLE PANEL RADIO - Paint to match				
	62/63	A(76B)	Rear seat back	C2AZ 7604405-A	1
			No. 6-32 x 1/2" Fastener (stud)	358432-S13(HH29)	3
			No. 8-15 x 3/4" Cross recess washer head screw	52376-S13(U296)	2
			No. 8-15 Nut (spring)	45177-S32(M136)	2
	64	A(76)	Rear seat back - Refer to Group 601A40		
	64/	S	No. 10-Lockwasher (internal tooth)	C4SZ 6304405-A 34903-S8(X96)	1 6
			No. 10-24 Hex. nut	34053-S8(M156)	6
044506-7	PANEL - INSTRUMENT PANEL EXTENSION FINISH				
	61	S	L. H. -Aluminum	C1SB 63044B07-B280	1
			No. 8 x 1/2" Cross recess oval head screw	52344-S13(U292)	2
	62	S	R. H. -Aluminum-use with movable steering column	C1SB 63044B06-A280	1
	63	S(63A, 76)			1
			R. H. -Aluminum-use with A/C	C1SZ 63044B06-A	1
			R. H. -Beige-use with movable steering column	C2SZ 63044B06-K	1
			R. H. -Blue-use with movable steering column	C2SZ 63044B06-A	1
			R. H. -Blue-use with A/C	C2SZ 63044B06-C	1
			R. H. -Turquoise-use with movable steering column	C2SZ 63044B06-G	1
			R. H. -Turquoise-use with A/C	C2SZ 63044B06-J	1
			L. H. -Aluminum	C1SB 63044B07-B280	1
			L. H. -Beige	C2SZ 63044B07-D	1
			L. H. -Blue	C2SZ 63044B07-A	1
			L. H. -Turquoise	C2SZ 63044B07-C	1

GROUP NUMBER	YEAR	BODY TYPE	DESCRIPTION	PART NUMBER	QTY.
044B06-7 PANEL - INSTRUMENT PANEL EXTENSION FINISH - continued					
	63	S(63B)	R. H. -Use without A/C-Wood grain	C3SZ 63044B06-C	1
			R. H. -Use with A/C-Wood grain	C3SZ 63044B06-D	1
			L. H. -Use with or without A/C-Wood grain	C3SZ 63044B07-C	1
			R. H. -Use without A/C-Rosewood Beige grain	C3SZ 63044B06-E	1
			R. H. -Use with A/C-Rosewood Beige grain	C3SZ 63044B06-F	1
			L. H. -Use with or without A/C-Rosewood Beige grain	C3SZ 63044B07-D	1
	64	S	Black	C4SZ 63044B07-AAB	1
			Light Beige	C4SZ 63044B07-AAC	1
			Light Blue	C4SZ 63044B07-AAE	1
			Light Silver Blue	C4SZ 63044B07-AAD	1
			Light Gold	C4SZ 63044B07-AAK	1
			Light Rose Beige	C4SZ 63044B07-AAH	1
			Light Turquoise	C4SZ 63044B07-AAJ	1
			Medium Palomino	C4SZ 63044B07-AAG	1
			Red	C4SZ 63044B07-AAF	1
			White Pearl	C4SZ 63044B07-ABA	1
	62/	S	No. 8-15 x 1/2" Cross recess oval head screw	52344-S13(U292)	2
	64/	S	No. 8-15 x 1/2" Cross recess pan head screw	52726-S13(U381)	1
044B08 PANEL - INSTRUMENT EXTENSION FINISH - CENTER					
	61/62	S	Aluminum	C1SZ 63044B08-A	1
	63	S(63A, 76)	Blue- NOTE 4	C2SZ 63044B08-A	1
			Turquoise- NOTE 4	C2SZ 63044B08-C	1
	63	S(63B)	Use with A/C-Wood grain finish	C3SZ 63044B08-B	1
			Use with A/C-Rosewood Beige grain finish	C3SZ 63044B08-C	1
044A10-1 PANEL ASSY. - INSTRUMENT PANEL FINISH - LOWER					
	64	S	Black	C4SZ 63044A10-AAB	1
			Light Beige	C4SZ 63044A10-AAC	1
			Light Blue	C4SZ 63044A10-AAE	1
			Light Silver Blue	C4SZ 63044A10-AAD	1
			Light Gold	C4SZ 63044A10-AAK	1
			Light Rose Beige	C4SZ 63044A10-AAH	1
			Light Turquoise	C4SZ 63044A10-AAJ	1
			Red	C4SZ 63044A10-AAF	1
			White Pearl	C4SZ 63044A10-CBA	1
	64/	S	1/4"-20 x 1/2" Pan head screw and washer assy.	373460-S7(BB629)	1
			No. 6-18 x 1/2" Binding head sheet metal screw	32921-S7-8(U334)	3
044B10 RETAINER - INSTRUMENT PANEL EXTENSION UPPER MOULDING					
	61/63	S	Attach to moulding 044B00	C1SB 63044B10-A	3 or 4
044B26 CLIP - CONSOLE PANEL UPPER MOULDING					
	61/	S	Instrument panel extension lower moulding	C1SB 63044B26-A	8to27 8or12
044C26 MOULDING - INSTRUMENT PANEL - UPPER - Includes Attaching Parts					
	64/	S	Paint to match	C4SZ 63044C26-C	1
04428 COVER - CLOCK OPENING - When Clock is not installed					
	63/64	A	Paint to match	C3AZ 6204428-A	1
			3/8"-24 Nut (stamped)	376642-S35(MM292A)	2
	64	A	Bright finish	C4AZ 6204428-A	1
044A36-7 MOULDING - INSTRUMENT PANEL PAD RETAINING-LOWER - Includes Attaching Parts					
	64/	S		C4SZ 63044A36-B	1
			Clip	C4SZ 6304561-A	10
044A38-9 EXTENSION ASSY. - INSTRUMENT PANEL - LOWER - Paint to match					
	61/63	S	R. H.	C1SZ 63044A38-A	1
	61/63	S	"Before 12/24/62" L. H.	C3SZ 63044A39-B	1
	63	S	"From 12/24/62" L. H.	C3SZ 63044A39-C	1
	61/63	S	1/4"-20 x 1/2" Pan head screw & washer assy.	373460-S7(BB629)	5

NOTE 4 - Used on units with moveable steering column and air conditioning

FORD CAR PARTS

**BODY
SECTION 042**

953

GROUP NUMBER	YEAR	BODY TYPE	DESCRIPTION	PART NUMBER	QTY.
04439 RETAINER - INSTRUMENT PANEL MOULDING					
	60/62	A	Used with padded instrument panel	C0AB 6404439-F	6
	62/64	B S(63)	Luggage compartment door to filler shield	C2OZ 6204439-A	5 to 9 16
	64/	X	Also refer to Group 044B96		
044B40 MOULDING - INSTRUMENT PANEL PAD RETAINING - TOP CENTER					
	61/63	X	Paint to match	C1DB 64044B40-AP	1
			No. 8 x 1 1/2" Cross recess oval head screw	52388-S13(U298)	3
			For R. & L. Moulding Refer to Group 04522-3		

04446 MOULDING - INSTRUMENT PANEL - INTERMEDIATE					
	61/63	S	Refer to Group 044B58		

GROUP NUMBER	YEAR	BODY TYPE	DESCRIPTION	PART NUMBER		QTY.
				RIGHT HAND	LEFT HAND	
044C48-9 RETAINER - CONSOLE PANEL MOULDING						
	64	S	Lower edge	C4SZ 63044C48-A	C4SZ 63044C49-A	1
			No. 8-15 x 1/2" Cross recess pan head screw	52726-S8(U381)	52726-S8(U381)	14

044C50-1 PANEL - CONSOLE PANEL RADIO ACCESS							
	64	S	"Before 9/23/63"	Light Beige	C4SZ 63044C50-AAC	C4SZ 63044C51-AAC	1
				Light Blue	C4SZ 63044C50-AAE	C4SZ 63044C51-RAE	1
				Light Silver Blue	C4SZ 63044C50-AAD	C4SZ 63044C51-AAD	1
				Medium Palomino	C4SZ 63044C50-AAG	C4SZ 63044C51-AAG	1
				Red	C4SZ 63044C50-AAF	C4SZ 63044C51-RAF	1
	64	S	"Before 9/23/63"	Light Rose Beige	C4SZ 63044C50-AAH	C4SZ 63044C51-AAH	1
				Light Turquoise	C4SZ 63044C50-AAJ	C4SZ 63044C51-AAJ	1
				Light Gold	C4SZ 63044C50-AAK	C4SZ 63044C51-AAK	1
				White Pearl	C4SZ 63044C50-CBA	C4SZ 63044C51-DBA	1
	64	S		Black	C4SZ 63044C50-HAB	C4SZ 63044C51-RAB	1
	64	S	"From 9/23/63"	Light Beige	C4SZ 63044C50-HAC	C4SZ 63044C51-RAC	1
				Light Blue	C4SZ 63044C50-HAE	C4SZ 63044C51-RAE	1
				Light Gold	C4SZ 63044C50-HAK	C4SZ 63044C51-RAK	1
				Light Rose Beige	C4SZ 63044C50-HAH	C4SZ 63044C51-RAH	1
				Light Silver Blue	C4SZ 63044C50-HAD	C4SZ 63044C51-RAD	1
				Light Turquoise	C4SZ 63044C50-HAJ	C4SZ 63044C51-RAJ	1
				Medium Palomino	C4SZ 63044C50-HAG	C4SZ 63044C51-RAG	1
				Red	C4SZ 63044C50-HAF	C4SZ 63044C51-RAF	1
				White Pearl	C4SZ 63044C50-HBA	C4SZ 63044C51-RBA	1
	64/	S		No. 8-15 x 1/2" Cross recess pan head screw	52726-S13(U381)	52726-S13(U381)	1
				Bumper	378399-S(CC40)	378399-S(CC40)	1

GROUP NUMBER	YEAR	BODY TYPE	DESCRIPTION	PART NUMBER	QTY.
04454 GRILLE - INSTRUMENT PANEL RADIO					
	60/62	A	Without safety pad	C0AB 6404454-AP	1
			Clip assy.	357849-S100(RR40)	2
			1/4" Flat washer	44719-S8(X17)	2
			No. 8 - 32 Hex. nut	34052-S7(M155)	2
			Clip	C0AB 6404484-A	2
	63/64	A	Paint to match	C3AZ 6204454-B	1
	63	A	Clip	357849-S100(RR40)	2
	64	A	Clip	C4AZ 6204484-A	2
			No. 6-32 x 1/2" Fastener (stud)	358432-S13(HH29)	3
	62/	B	Paint to match	C2OB 6204454-AP	1
			No. 8-15 x 1" Cross recess oval head self tapping screw	52376-S13(U296)	2
	61/63	S	Paint to match	C1SZ 6304454-A	1
			Clip-rear	C1SB 6304484-B	2
			Clip-front	C0AB 6404484-A	2

**BODY
SECTION 042**
FORD CAR PARTS

GROUP NUMBER	YEAR	BODY TYPE	DESCRIPTION	PART NUMBER	QTY.
04454 GRILLE - INSTRUMENT PANEL RADIO - continued					
	60/63	X	Paint to match	C0DB 6404454-BP	1
			No. 8 x 1 1/2" Cross recess oval head screw	52388-S13(U298)	4
	64/	X	Paint to match	C4DZ 6204454-A	1
			No. 8-15 x 1 1/4" Cross recess oval head screw	53066-S13(U284)	
	64/	A, B, X	Bumper	376892-S(CC35)	2
044C54 CAP - CONSOLE PANEL FINISH MOULDING					
	64/	S		C4SZ 63044C54-A	1
			No. 8-15 x 1/2" Cross recess oval head screw	52344-S13(U292)	1
044B58 MOULDING ASSY. - INSTRUMENT PANEL - INTERMEDIATE					
	61/63	S	R. H. - Includes attaching parts	C1SB 63044B58-A	1
	62/63	S	L. H. - Includes attaching parts	★C1SZ 63044B58-B	1
	61/63	S	No. 8 x 1/2" Cross recess oval head screw	52344-S13(U292)	1
04460 PLATE - INSTRUMENT PANEL NAME - Includes Attaching Parts					
- A -					
	61/62	A(76)	"Sunliner"	C1AB 7604460-A	1
	62	A(65, 76)	"500 XL"	C2AZ 7604460-B	1
	61/	A	3/32" Nut (sleeve)	370030-S2(MM221C)	2
	63	A(54A, 62A, 63B, 65A, 75A, C, 76A)	"500"	C3AZ 6204460-B	1
	63	A(63C, 65B, 75C, 76B)	"500 XL"	C3AZ 6504460-A	1
	64	A(57C, 63C, 76B)			1
	63/64	A(54A, 57, 62A, 63, 75, 76)	"Galaxie"	C3AZ 6204460-C	1
	64	A(54B, 62B)	"Custom 500"	C4AZ 6204460-A	1
	63	A(71G, H)	"Country Squire"	C3AZ 7104460-D	1
	63/64	A(71A, E)			1
	63/64	A(71B, C)	"Country Sedan"	C3AZ 7104460-C	1
- S -					
	60	S	"Thunderbird"	B8S 6304460-A	1
	61/63	S	"Thunderbird"	C1SB 6304460-A	1
	64/	S	"Thunderbird"	C4SZ 6304460-A	1
	61/	S	1/8" Nut (spring)	359464-S7(MM271)	4
04468 SPACER - INSTRUMENT PANEL PAD DEFROSTER OPENING					
	61/63	S		C1SB 6304468-A	4
04484 CLIP - INSTRUMENT PANEL RADIO GRILLE RETAINING					
	64	A	Refer to Group 04454	C4AZ 6204484-A	2
	60/62	A		C0AB 6404484-A	2
	61/63	S	Front		2
	61/63	S	Rear	C1SB 6304484-B	2
044B90 REINFORCEMENT - CONSOLE PANEL - FRONT					
	61/	X(Futura, 62C, 64C, 71B)	Use with Die Cast Console -drill holes as required	C2DZ 64044B90-A	1
	62	B(62C)			1
	63	B(71G)			1
	63	X(62C, 63C, 71D, 76B)			1
			No. 10-24 x 21/32" Cross recess fill. head screw and washer assy.	378148-S(BB29)	2or4
			No. 10-24 Nut & washer assy.	354397-S100(MM291)	2or4
04496 COVER - INSTRUMENT PANEL HEATER CONTROL OPENING					
	63	A(54A, 62A, 63, 65, 71A, E, 75, 76)		C3AZ 6204496-B	1
	64	A	With movable steering -with heater	C4AZ 6204496-A	1
	63/64	A(54B, E, 62B, E, 71B, C)	Without movable strg. -w/heater-paint to match	C3AZ 6204496-A	1
	63/64	A	3/8"- 24 Nut (stamped)	376642-S35(MM292A)	2
	62	B(54B, 62B)	Bright finish	C2OZ 6204496-B	1
	63	B(54B, 62B, 65, 71B)			1
	64	B(54, 62, 65, 71B, 71D)		C4OZ 6204496-B	1
	61/62	S	Beige	C2SZ 6304496-D	1
	63	S(63, 76)			1
			Turquoise	C2SZ 6304496-C	1
	64/	X	Paint to match	C4DZ 6204496-A	1

FORD CAR PARTS

**BODY
SECTION 042**

955

GROUP NUMBER	YEAR	BODY TYPE	DESCRIPTION	PART NUMBER	QTY.
044B96	CLIP - INSTRUMENT PANEL PAD RETAINING-UPPER				
64/	X			C4GY 54044B96-C	10
045A12	PANEL ASSY. - CONSOLE - REAR				
- A -					
62	A		Kit - Use with manual 4 speed transmission	C2AZ 76045A12-C	1
Consists of					
		1-C3AZ 65045A12-A Panel (console)	1-C3AZ 7262-A Retainer (gear shift boot)		
		1-C4AZ 7277-B Boot assy. (gear shift lever)			
63	A		Used with manual 4 speed transmission	C3AZ 65045A12-A	1
64	A		Without movable steering		1
64	A		With movable steering column	C4AZ 63045A12-A	1
62/64	A		No. 8-15 x 5/8" Cross recess oval head screw	53027-S13(U278)	4
62/63	A		Used with automatic transmission	C2AZ 76045A12-B	1
64	A		Without movable steering column		1
- B -					
63/	B		Used with manual 4/S/T	C3AZ 65045A12-A	1
63/	B		Without manual 4/S/T-includes attaching parts	C3OZ 65045A12-A	1
63/64	B		No. 8-15 x 5/8" Cross recess oval head screw	53027-S13(U278)	4
- X -					
61/62	X		Use with Aluminum Console	C1DB 64045A12-A	1
62	X		Use with Die Cast Console	C2DZ 64045A12-A	1
63	X(62C, 63C, 76B)			C3DZ 62045A12-A	1
63	X(71D)			C3DZ 71045A12-A	1
62/63	X(62C, 63C, 64C, 71B, D, 76B)		No. 10-24 Nut and washer assy.	354397-S100(MM291)	4
			No. 10-24 x 3/8" Hex. washer head screw	40905-S8(U258)	4
04516-7	BRACKET - INSTRUMENT PANEL VENTILATOR AIR CONTROL MOUNTING				
62/	B		R. H.	C3OZ 6204516-A	1
			L. H.	C3OZ 6204517-A	1
62/	B		1/4"-20 x 5/8" Fillister head screw	31080-S8(U60)	2
			1/4" Lockwasher (external tooth)	34940-S7-8(X88)	2
			1/4"-20 Hex. nut	34055-S8(M158)	2
64	X		1/4"-20 x 1/2" Pan head screw & washer assy.	C4DZ 6204516-B 50992-S7(U154)	1 1
045B16-7	RETAINER - PASSENGER ASSIST BAR				
62/63	S(76B)		R. H.	C2SZ 76045B16-A	1
			L. H.	C2SZ 76045B17-A	1
04518-9	MOULDING - INSTRUMENT PANEL COVER RETAINING END - Includes Attaching Parts				
62/	B		R. H. - Paint to match	C2OZ 6204518-A	1
			L. H.	C2OZ 6204519-A	1
64	S		R. H.	C4SZ 6304518-A	1
			L. H.	C4SZ 6304519-A	1
60/63	X-with Safety pad		R. H. - Paint to match	C0DB 6404518-BP	1
			L. H.	C0DB 6404519-BP	1
64	X		R. H.	C4DZ 6204518-B	1
			L. H.	C4DZ 6204519-B	1
045A20-1	MOULDING - CONSOLE PANEL - UPPER - Includes Attaching Parts				
61/63	S		R. H.	C1SZ 63045A20-A	1
			L. H.	C1SZ 63045A21-A	1
			Clip	C1SB 63044B26-A	8or10
04522-3	MOULDING - INSTRUMENT PANEL PAD RETAINING UPPER				
62/63	B		R. H. - Paint to match	C2OZ 6204522-A	1
			L. H.	C2OZ 6204523-A	1
			No. 8-15 x 1 1/2" Self tapping oval head screw	53072-S13(U285)	1
64	B		R. H. -Includes attaching parts-Paint to match	C4OZ 6204522-A	1
			L. H.	C4OZ 6204523-A	1
64/	S		Rustless steel	C4SZ 6304522-A	2
61/63	X(except 63, 76)		R. H. - Paint to match	C1DB 6404522-AP	1
			L. H.	★ C1DB 6404523-AP	1
61/63	X		For center moulding refer to Group 044B40		
63	X(63, 76)		R. H. - Paint to match	C3DZ 7604522-A	1
			L. H.	C3DZ 7604523-A	1
61/63	X		No. 8-15 x 1 1/2" Cross recess oval head screw	52388-S13(U298)	6or8

GROUP NUMBER	YEAR	BODY TYPE	DESCRIPTION	PART NUMBER	QTY.
045B22	BAR ASSY. - PASSENGER ASSIST - LESS PAD and RETAINER ASSY.				
	62/63	S(76B)	R. H. - Retainer	C2SZ 76045B22-A	1
			L. H. - Retainer	C2SZ 76045B16-A	1
			1/4" - 20 Hex. nut	C2SZ 76045B17-A	1
			1/4" Lockwasher	33795-S7(M49)	4
				34940-S7-8(X88)	4
045B24-5	MOULDING - CONSOLE PANEL - FRONT				
	62/63	A -with A/C	R. H. -Includes attaching parts	C2AZ 76045B24-B	1
			L. H.	C2AZ 76045B25-B	1
			No. 8-15 x 1/2" Cross recess oval head screw	52344-S13(U292)	2
	62/84	A -without A/C	R.H. - Includes attaching parts	C2AZ 76045B24-A	1
	63/	B	L. H.	C2AZ 76045B25-A	1
			No. 8-15 x 1/2" Cross recess oval head screw	52344-S13(U292)	2or4
	64/	S	R. H.	C4SZ 63045B24-A	1
			L. H.	C4SZ 63045B25-A	1
			No. 8-15 x 5/8" Cross recess oval head screw	53027-S13(U278)	4
045C26-7	MOULDING - CONSOLE PANEL SIDE - Includes Attaching Parts				
	64/	X	R. H. -Less attaching parts	C4DZ 63045C26-A	1
			L. H.	C4DZ 62045C27-A	1
			No. 8-18 x 3/8" Truss head screw	376378-S101(UU97)	6
045B28-9	SUPPORT - CONSOLE PANEL FRONT				
	64	S	R. H.	C4SZ 63045B28-A	1
			L. H.	C4SZ 63045B29-A	1
045C30-1	MOULDING ASSY. - CONSOLE PANEL SIDE - Includes Attaching Parts				
	64/	S	R. H.	C4SZ 63045C30-A	1
	64	S	L. H.	C4SZ 63045C31-A	1
045C32	COVER - INSTRUMENT PANEL FINISH PANEL MOULDING JOINT				
	64/	S		C4SZ 63045C32-B	1
045B34	BRACKET - CONSOLE MOUNTING-REAR				
	64	X(63C, 63D, 76B, 76D)		C4DZ 62045B34-A	1
045A36	PANEL - CONSOLE				
	- A -				
	62	A.	Black - NOTE 2	C3AZ 65045A36-E	1
			Red	C3AZ 65045A36-D	1
			Gold	C3AZ 65045A36-F	1
	63	A	Blue	C3AZ 65045A36-A	1
			Red	C3AZ 65045A36-D	1
			Turquoise	C3AZ 65045A36-C	1
			Black	C3AZ 65045A36-E	1
			Gold	C3AZ 65045A36-F	1
			Rose Beige	C3AZ 65045A36-G	1
			White	C3AZ 65045A36-H	1
			Pearl Beige	C3MY 65045A36-CBB	1
	64	A	Light Blue	C3AZ 65045A36-A	1
			Red	C3AZ 65045A36-D	1
			Black	C3AZ 65045A36-E	1
			White	C3AZ 65045A36-H	1
			Pearl Beige	C4AZ 65045A36-CFF	1
			Light Turquoise	C4AZ 65045A36-CFG	1
			Light Silver Blue	C4AZ 65045A36-CFH	1
			Medium Palomino	C4AZ 65045A36-CFJ	1
			No.10-16 x 3/8" Cross recess screw	52721-S8(U382B)	AR
	- B -				
	63	B(65B)	Blue	C3AZ 65045A36-A	1
			Red	C3AZ 65045A36-D	1
			Black	C3AZ 65045A36-E	1
			Gold	C3AZ 65045A36-F	1
			Rose Beige	C3AZ 65045A36-G	1

NOTE 2 - Cut approximately 2" from front end to fit A/C

FORD CAR PARTS

BODY SECTION 042

957

GROUP NUMBER	YEAR	BODY TYPE	DESCRIPTION	PART NUMBER		QTY.		
				RIGHT HAND	LEFT HAND			
045A36 PANEL - CONSOLE - continued								
- B -								
64		B(65B)	Light Blue	C3AZ	65045A36-A	1		
			Red	C3AZ	65045A36-D	1		
			Black	C3AZ	65045A36-E	1		
			White	C3AZ	65045A36-H	1		
			Pearl Beige	C4AZ	65045A36-CFF			
			Light Turquoise	C4AZ	65045A36-CFG	1		
			Light Silver Blue	C4AZ	65045A36-CFH	1		
			Medium Palomino	C4AZ	65045A36-CFJ	1		
			No. 10-16 x 3/8" Cross recess screw		52721-S8(U382B)		AR	
- S -								
64		S	Black	C4SZ	63045A36-HAB	1		
			Light Beige	C4SZ	63045A36-HAC	1		
			Light Silver Blue	C4SZ	63045A36-HAD	1		
			Light Blue	C4SZ	63045A36-HAE	1		
			Red	C4SZ	63045A36-HAF	1		
			Medium Palomino	C4SZ	63045A36-HAG	1		
			Light Rose Beige	C4SZ	63045A36-HAH	1		
			Light Turquoise	C4SZ	63045A36-HAJ	1		
			Light Aztec Gold	C4SZ	63045A36-HAK	1		
			White Pearl	C4SZ	63045A36-HBA	1		
			No. 10-16 x 3/8" Hex. washer head screw		42120-S8(U248)		1	
			No. 8-15 x 1/2" Pan head self tapping screw		52726-S13(U381)		6	
			No. 8-15 Nut (spring)		45174-S8(M138)		4	
- X -								
64		X(62C, 63C, D, 66B, H)	Black	C4DZ	63045A36-BAB	1		
			Red	C4DZ	63045A36-BAC	1		
			Light Blue	C4DZ	63045A36-BAD	1		
			Light Turquoise	C4DZ	63045A36-BAE	1		
			Palomino	C4DZ	63045A36-BAF	1		
			Beige	C4DZ	63045A36-BAG	1		
			No. 10-24 Hex. nut		34053-S8(M156)		1	
			No. 10-24 Round head screw		*54498-S		1	
No. 10-3/8" Lockwasher		34903-S8(X96)		1				
- X -								
64		X(76B, D)	Black	C4DZ	76045A36-DAB	1		
			Red	C4DZ	76045A36-DAC	1		
			Light Blue	C4DZ	76045A36-DAD	1		
			Light Turquoise	C4DZ	76045A36-DAE	1		
			Palomino	C4DZ	76045A36-DAF	1		
GROUP NUMBER	YEAR	BODY TYPE	DESCRIPTION	PART NUMBER		QTY.		
045A36-7 PANEL - CONSOLE SIDE								
62		B(62C)	Red	C3DZ	71045A36-B	C3DZ	71045A37-B	1
			Blue	C3OZ	71045A36-A	C3OZ	71045A37-A	1
			Beige	C3OZ	71045A36-B	C3OZ	71045A37-B	1
			Red	C3OZ	71045A36-C	C3OZ	71045A37-C	1
62		X	Red	C3DZ	71045A36-B	C3DZ	71045A37-B	1
			Black	C3DZ	71045A36-C	C3DZ	71045A37-C	1
63		X(62C, 63C, 71D)	Blue	C3DZ	71045A36-A	C3DZ	71045A37-A	1
			Black	C3DZ	71045A36-C	C3DZ	71045A37-C	1
			Turquoise	C3DZ	62045A36-B	C3DZ	62045A37-B	1
			Gold	C3DZ	62045A36-C	C3DZ	62045A37-C	1
			Red	C3DZ	71045A36-B	C3DZ	71045A37-B	1
63		X(76B)	Blue	C3DZ	76045A36-A	C3DZ	76045A37-A	1
			Black	C3DZ	76045A36-D	C3DZ	76045A37-D	1
			Gold	C3DZ	76045A36-E	C3DZ	76045A37-E	1
			Turquoise	C3DZ	76045A36-B	C3DZ	76045A37-B	1
			Red	C3DZ	76045A36-C	C3DZ	76045A37-C	1

GROUP NUMBER	YEAR	BODY TYPE	DESCRIPTION	PART NUMBER		QTY.
				RIGHT HAND	LEFT HAND	
045A46 PANEL ASSY. - CONSOLE PANEL CENTER REAR						
	61/63	S	Black	C1SB	63045A46-A05	1
			Red	C1SB	63045A46-A10	1
	62/63	S	Light Blue	C2SB	63045A46-A01	1
			Light Turquoise	C2SB	63045A46-A03	1
			Light Silver Blue	C2SB	63045A46-A20	1
			Pearl Beige	C3SZ	63045A46-A	1
	63	S	Medium Chestnut Metallic	C3SZ	63045A46-B	1
			Light Gold Metallic	C3SZ	63045A46-C	1
			Light Rose Beige Metallic	C3SZ	63045A46-D	1
			White Pearl	C3SZ	63045A46-E	1
	63	S(63B)				
045B52-3 COVER - INSTRUMENT PANEL SAFETY PAD DEFROSTER OPENING FLANGE						
	63	A	Paint to match	C3AZ	62045B53-A	2
	64	A	Paint to match	C4AZ	54045B52-A	2
045B56 SUPPORT ASSY. - CONSOLE						
	62/63	A(63C, 65B, 71G, 71H, 75C)		C2AZ	65045B56-A	1
	62/63	A(63C, 65B, 71G, 71H, 75C, 76B)	No. 14-14 x 1/2" Hex. washer head screw	31497-S8(U254)		10
	64	A(57C, 63C)		C4AZ	63045B56-A	1
	64	A(76)		C4AZ	76045B56-A	1
	63/	B(65B)	No. 14-14 x 1/2" Hex. washer head screw	31497-S8(U254)		10
			No. 14-14 x 1/2" Hex. washer head screw	C3OZ	65045B56-D	
				31497-S8(U254)		8
04561 CLIP - INSTRUMENT PANEL COVER RETAINING UPPER MOULDING						
	64	A(54, 57B, 62, 63B)		C4DZ	6404561-A	3
	63	B		C0DB	6404561-C	3
	64/	B(54, 62, 65)		C4DZ	6404561-A	3
	64/	S		C4SZ	6304561-A	10
	60/63	X		C0DB	6404561-C	AR
	64/	X(54, 62, 63B)		C4DZ	6404561-A	3or7
GROUP NUMBER	YEAR	BODY TYPE	DESCRIPTION	PART NUMBER		QTY.
				RIGHT HAND	LEFT HAND	
045A64-5 PLATE - INSTRUMENT PANEL END COVER						
	62/63	S	Black	C2SZ 63045A64-AAG	★C2SZ 63045A65-AAG	1
			Blue (medium)	C2SZ 63045A64-BAB	C2SZ 63045A65-BAB	1
			Blue (dark)	C2SZ 63045A64-CCA	C2SZ 63045A65-CCA	1
			Red	C2SZ 63045A64-ABD	C2SZ 63045A65-ABD	1
			Turquoise	C2SZ 63045A64-CAD	C2SZ 63045A65-CAD	1
	63	S	Beige (light)	C3SZ 63045A64-A	C3SZ 63045A65-A	1
			Beige (medium rose)	C3SZ 63045A64-D	C3SZ 63045A65-D	1
			Chestnut	C3SZ 63045A64-B	C3SZ 63045A65-B	1
			Gold	C3SZ 63045A64-C	C3SZ 63045A65-C	1
	62/63	S	No. 8 x 1/2" Cross recess oval head screw	52344-S13(U292)	52344-S13(U292)	4
GROUP NUMBER	YEAR	BODY TYPE	DESCRIPTION	PART NUMBER		QTY.
				RIGHT HAND	LEFT HAND	
04567 PANEL - FRONT CONSOLE PANEL FINISH						
- A -						
	63	A(63C, 65B, 71G, 71H, 75C, 76B)	Used with A/C-Includes attaching parts	C3AZ	6504567-A	1
	63	A(63C, 65B, 71G, 71H, 75C, 76B)	Used without A/C	C3AZ	6504567-B	1
	64	A(57C, 63C, 76B)				1
	64	A(57C, 63C, 76B)	Used with A/C-Paint to match	C4AZ	6304567-A	1
- B -						
	63	B(65B)	Used with A/C-includes attaching parts	C3AZ	6504567-A	1
	64	B(65B)	"Before 2/3/64" Used with A/C-paint to match	C4AZ	6304567-A	1
	64	B(65B)	"From 2/3/64" Used with Hang-on A/C-Paint to match	C4OZ	6504567-A	1

FORD CAR PARTS

BODY SECTION 042

959

GROUP NUMBER	YEAR	BODY TYPE	DESCRIPTION	PART NUMBER		QTY.		
				RIGHT HAND	LEFT HAND			
04567 PANEL - FRONT CONSOLE PANEL FINISH - continued								
- S -								
61/63	S		Aluminum -	C2SZ	6304567-E	1		
			Cut holes as required when power equipment is used			1		
			Blue -	C3SZ	6304567-D	1		
			Cut holes as required when power equipment is used			1		
			Honey Beige -	C3SZ	6304567-F	1		
63	S(63B)		Cut holes as required when power equipment is used			1		
			Turquoise -	C3SZ	6304567-E	1		
			Cut holes as required when power equipment is used			1		
			Wood grain -	C3SZ	6304567-B	1		
			Cut holes as required when power equipment is used			1		
64	S(63A, 76)		Rosewood Beige grain -	C3SZ	6304567-G	1		
			Cut holes as required when power equipment is used			1		
			Without power lift windows-Brushed Aluminum	C4SZ	6304567-N	1		
			With power lift windows	C4SZ	6304567-P	1		
			With seat belt warning switch	C4SZ	6304567-Q	1		
64	S(63B)	"Before 9/23/63"	With power lift windows & seat belt warning switch	C4SZ	6304567-R	1		
			Without power lift windows-Wood Grain	C4SZ	6304567-A	1		
64	S(63B)	"From 9/23/63"	Without power lift windows-Wood Grain	C4SZ	6304567-J	1		
			With power lift windows	C4SZ	6304567-K	1		
			With seat belt warning switch	C4SZ	6304567-L	1		
			With power lift windows & seat belt warning switch	C4SZ	6304567-M	1		
045B70-1 MOULDING - CONSOLE PANEL SIDE - REAR - Includes Attaching Parts								
62/64	A		R. H. -Less attaching parts	C2AZ	76045B70-A	1		
			L. H.	C2AZ	76045B71-A	1		
			1/4"-20 x 1/2" Pan head screw & washer assy.		373460-S7(BB629)	2		
63/	B		R. H.	C3OZ	65045B70-A	1		
			L. H.	C3OZ	65045B71-A	1		
045A74-6 PANEL ASSY. - CONSOLE								
63	S		Center	C3SZ	63045A76-A	1		
61/62	X		Front-Use with aluminum console	C1DB	64045A74-A	1		
62	X		Front-Use with die cast console	C2DZ	64045A74-A	1		
63	X(62C, 63C, 71D)			C3DZ	62045A74-A	1		
63	X(76B)			C3DZ	76045A74-A	1		
62/63	X(62C, 63C, 64C, 71B, D, 76B)		No. 10-24 x 3/8" Hex. washer head screw		40905-S7(U258)	8		
			No. 10 - 24 Nut and washer assy.		354397-S100(MM291)	8		
04578-9 MOULDING - CONSOLE PANEL LOWER EDGE								
62/64	A		R. H. -Includes attaching parts	C2AZ	7604578-A	1		
			L. H.	C2AZ	7604579-A	1		
			No. 8-15 x 1/2" Cross recess oval head screw		52344-S13(U292)	4		
63/	B		R. H. -Includes attaching parts	C3OZ	6504578-A	1		
			L. H.	C3OZ	6504579-A	1		
61/63	S		R. H. - Includes attaching parts	C1SZ	6304578-A	1		
			L. H.	★C1SZ	6304579-A	1		
60/63	S		No. 8 x 1/2" Cross recess pan head screw		52726-S13(U381)	6or12		
			No. 8-15 Nut (spring)		353464-S8(MM248)	6or12		
64/	S		R. H.	C4SZ	6304578-A	1		
			L. H.	C4SZ	6304579-A	1		
			No. 8-15 x 5/8" Oval head tapping screw		53027-S13(U278)	1		
045B80 BRACKET ASSY. - AUTOMATIC TRANSMISSION SHIFT MOUNTING PLATE								
62/63	A(63C, 65B, 71G, H, 75C, 76B)			C2AZ	76045B80-A	1		
64	A(57C, 63C, 76B)		Without movable steering column			1		
045A86-7 PANEL ASSY. - CONSOLE PANEL SIDE								
61/63	S		Black	C1SZ	63045A86-CAF	C1SZ	63045A87-CAF	1
			Red	C1SZ	63045A86-CBA	C1SZ	63045A87-CBA	1
			Blue	C2SZ	63045A86-BAB	C2SZ	63045A87-BAB	1
			Turquoise	C2SZ	63045A86-BAD	C2SZ	63045A87-BAD	1
			Blue	C2SZ	63045A86-BCA	C2SZ	63045A87-BCA	1

GROUP NUMBER	YEAR	BODY TYPE	DESCRIPTION	PART NUMBER		QTY.
				RIGHT HAND	LEFT HAND	
045A86-7 PANEL ASSY. - CONSOLE PANEL SIDE - continued						
63	S		Beige	C3SZ 63045A86-A	C3SZ 63045A87-A	1
			Beige (Light Rose)	C3SZ 63045A86-D	C3SZ 63045A87-D	1
			Chestnut	C3SZ 63045A86-E	C3SZ 63045A87-B	1
			Gold	C3SZ 63045A86-C	C3SZ 63045A87-C	1
			White Pearl	*C3SZ 63045A86-E	C3SZ 63045A87-E	1
61/63	S		No. 8 x 3/4" Cross recess oval head screw	52360-S13(U294)	52360-S13(U294)	8
			No. 8-15 Nut (spring)		353464-S8(MM248)	8
GROUP NUMBER	YEAR	BODY TYPE	DESCRIPTION	PART NUMBER		QTY.
045B88 STRIP - CONSOLE PANEL SIDE FLANGE BREAKER						
63		X(76B)	Plastic	C3DZ 76045B88-A		2
045A96 RETAINER - CONSOLE PANEL REAR MOULDING						
62/64	A			C2AZ 76045A96-A		6
63/	B		No. 8-15 x 3/8" Cross recess pan head screw	52720-S8 (U380)		6
64/	X(63C, D, 76B, D)			C4DZ 62045A96-A		1
04652 MOULDING - INSTRUMENT PANEL LOWER CENTER						
64	S	"Before 11/11/63"		C4SZ 6304652-A		1
64	S	"From 11/11/63"		C4SZ 6304652-B		1
64/	S		No. 8-32 x 1/2" Cross recess pan head screw	51764-S8(U366)		1
04684-5 RETAINER - CONSOLE PANEL LOWER EDGE						
64	S		R. H.	C4SZ 6304684-A		1
64	S		L. H.	C4SZ 6304685-A		1
61/62	X			C1DB 6404684-A		2
63	X(62C, 63C, 71D)	6 cyl.				2
63	X(62C, 63C, 71D)	8 cyl.	R. H.	C3DZ 6204684-A		1
			L. H.	C3DZ 6204685-A		1
63	X(76B)		R. H.	C3DZ 7604684-A		1
			L. H.	C3DZ 7604685-A		1
04736 MOULDING - CONSOLE PANEL - REAR - INCLUDES ATTACHING PARTS						
62/63	A(63C, 65B, 71G, H)			C2AZ 6504736-A		1
63	A(75C)	"Before 12/3/62"				1
63	A(71G, H, 75C)	"From 12/3/62"		C3AZ 7504736-A		1
64	A(57C, 63C)					1
62/	A(76)			C2AZ 7604736-A		1
63/	B(65B)			C3OZ 6504736-A		1
64/	S			C4SZ 6304736-A		1
64/	X(63C, D, 76B, D)			C4DZ 6204736-A		1
04772 MOULDING - INSTRUMENT PANEL COVER RETAINING - CENTER LOWER						
60/63	X			C0DB 6404772-C		1
04774-5 PANEL - INSTRUMENT PANEL AT CLUSTER FINISH - LOWER						
- A -						
61/62	A		R. H.	C0KZ 6404774-A		1
61	A		L. H.	C1AB 6204775-B		1
62	A		R. H. - Inner-used with COKZ-6404774-A Outer Panel	C2AZ 6204774-A		1
			L. H.	* C2AZ 6204775-A		1
63	A		R. H. -with or without movable steering column-Includes attaching parts	C3AZ 6204774-A		1
			L. H. -with movable steering column	C3AZ 6204775-B		1
63	A(54A, 62A, 63, 65, 71A, E, 75, 76)		L. H. -without movable steering column	C3AZ 6204775-A		1
64	A		R. H. -with or without movable steering column	C4AZ 6204774-A		1
64	A(54A, 57B, C, 62A, 63B, C, 71A, E, 76)		L. H. -without movable steering column	C4AZ 6204775-A		1
64	A		L. H. -with movable steering column	C4AZ 6204775-B		1

FORD CAR PARTS

**BODY
SECTION 047**

961

GROUP NUMBER	YEAR	BODY TYPE	DESCRIPTION	PART NUMBER	QTY.
04774-5 PANEL - INSTRUMENT PANEL AT CLUSTER FINISH - LOWER - continued					
- X -					
	63	X(54B, 62B, C, 63, 76)	Center-Includes attaching parts-with radio	C3DZ 6204774-A	1
	64	X(54B, 62B, 63, 66H, 71C, 76)	Center-Without radio Center- With radio	C4DZ 6204774-A C4DZ 6204774-B	1 1
04788 RECEPTACLE ASSY. - CONSOLE PANEL ASH					
	64/	S		C4SZ 6304788-B	1
	64/	S	Bumper	375838-S(CC32)	2
			Bumper-5/16"	374212-S(CC26)	3
			No. 8-32 x 1/2" Cross recess pan head screw	51764-S8(U366)	4
			No. 8 Flat washer	44710-S8(X10)	4
04810 RECEPTACLE ASSY. - INSTRUMENT PANEL ASH - Paint to match - also refer to Group 04821					
- A -					
	60/62	A		C0AZ 6404810-C	1
	63/64	A	4 7/8" wide	C3AZ 6204810-C	1
	60/64	A	1/4"-20 x 1/2" -Hex. head bolt	20308-S8(B40)	2
			1/4"-20 Hex. nut	34055-S8(M158)	2
	60/63	A	Bumper	380369-S(CC44)	2
	64/	A	Bumper	377880-S(CC39)	2
- B -					
	62/63	B		C3OZ 6204810-A	1
	64/	B		C4OZ 6204810-A	1
- X -					
	60/63	X		C3DZ 6204810-A	1
	64/	X	3 3/4" wide	C4DZ 6204810-A	1
	62/64	B, X	Bumper	380369-S(CC44)	2
048A14 DOOR and RETAINER ASSY. - CONSOLE PANEL ASH RECEPTACLE					
	61/62	S	Aluminum	C1SZ 63048A14-D	1
	63	S(63A, 76)			1
	62	S	Blue	C2SZ 63048A14-A	1
	63	S(63A, 76)			1
			Honey Beige	C2SZ 63048A14-D	1
	63	S(63B)	Wood grain	C3SZ 63048A14-B	1
			Rosewood Beige grain	C3SZ 63048A14-C	1
	61/63	S	Bumper	352000-S(CC29)	2
04821 BOX & SNUFFER ASSY. - CONSOLE OR INSTRUMENT PANEL ASH RECEPTACLE					
- A -					
	63	A(75C)	"Before 12/3/62"	Console-Hang-on type	C3AZ 7504821-B
				No. 8 x 3/8" Cross recess pan head screw	52720-S8(U380)
	63	A(71G, H, 75C)	"From 12/3/62"	Console	C3AZ 7504821-A
	64	A(57C, 63C)			1
	64/	X(63C, D, 66H, 76B, D)		Console tray	C4DZ 6204821-A
				3/16" Self tapping nut	373503-S7(MM285A)
- B -					
	63	B(71G), X(71D)		Console	C3DZ 7104821-A
- S -					
	60	S		Console	B8S 6304821-A
	61/63	S		Console	C1SB 6304821-A
	64/	S		Console - Front	C4SZ 6304821-A
				Also refer to Group 04788	
	64/	S		Console - Rear	C4SZ 6304821-B
04826 RETAINER ASSY. - INSTRUMENT PANEL, CONSOLE ASH RECEPTACLE					
- A -					
	63/64	A		C3AZ 6204826-A	1
	63	A(71G, H, 75C)"From 12/3/62"	Console	C3AZ 7504826-A	1
	64	A(57C, 63C)			1
- B -					
	62/64	B	"Before 11/18/63"	Console	C2OZ 6204826-A
	63	B(71G), X(71D)		Console	C3DZ 7104826-A
				No. 8-18 x 3/8" Cross recess pan head screw	52720-S8(U380)
	64/	B	"From 11/18/63"		C2OZ 6204826-B

GROUP NUMBER	YEAR	BODY TYPE	DESCRIPTION	PART NUMBER	QTY.
04826	RETAINER ASSY. - INSTRUMENT PANEL, CONSOLE ASH RECEPTACLE - continued				
60/	A, B, X		No. 8 x 3/8" Cross recess binding head screw	52720-S8(U380)	3or4
			No. 10 External tooth lockwasher	34903-S8(X96)	3or4
			No. 8-15 x 1/2" Cross recess pan head screw	52726-S13(U381)	4
			- X -		
60/63	X			C0DB 6404826-A	1
64/	X			C4DZ 6204826-A	1
04830	HANDLE - CONSOLE PANEL ASH RECEPTACLE				
61/63	S			C3SZ 6304830-A	1
			No. 6-32 x 1/4" Cross recess round head screw & washer assy.	*50625-S8	2
048A60	DOOR and PLATE ASSY. - CONSOLE PANEL REAR ASH RECEPTACLE				
64	S		Black	C4SZ 63048A60-BAB	1
			Light Aztec Gold	C4SZ 63048A60-BBA	1
			Light Beige	C4SZ 63048A60-BAC	1
			Light Blue	C4SZ 63048A60-BAG	1
			Light Rose Beige	C4SZ 63048A60-BAJ	1
			Light Silver Blue	C4SZ 63048A60-BAE	1
			Light Turquoise	C4SZ 63048A60-BAK	1
			Medium Palomino	C4SZ 63048A60-BAF	1
			Red	C4SZ 63048A60-BAD	1
			White Pearl	C4SZ 63048A60-BAH	1
060A08	CABLE ASSY. - GLOVE COMPARTMENT DOOR CHECK				
61/63	S			C1SB 63060A08-A	1
			No. 10-24 x 1/2" Pan head cross recess screw	51765-S8(U370)	4
64/	S			C4SZ 63060A08-A	1
64/	X			C4DZ 62060A08-A	2
64/	X		No. 8-18 x 1/2" Pan head shoulder screw	379203-S2(UU81M)	2
06010	COMPARTMENT - INSTRUMENT PANEL GLOVE				
			- A -		
60/62	A			C0AB 6406010-A	1
63/64	A			C3AZ 6206010-A	1
			- B -		
62/	B			C2OZ 6206010-A	1
			- S -		
60	S			C0SB 6306010-A	1
61/63	S(except 63B)			C2SZ 6306010-A	1
63	S(63B)			C3SZ 6306010-A	1
			- X -		
60/62	X			C0DZ 6406010-A	1
63	X(except 76B)				1
			No. 8 x 1" Cross recess oval head screw	52376-S13(U296)	6
63	X(76B)			C3DZ 7606010-A	1
64/	X			C4DZ 6206010-A	1
60/	A, B, S, X		No. 8 x 1" Cross recess oval head screw	52376-S13(U296)	6or7
06010	COMPARTMENT ASSY. - CONSOLE GLOVE				
			- A -		
62/64	A			C2AZ 7606010-A	1
			No. 8-15 x 3/4" Cross recess washer head screw	350075-S13(UU88)	9
			- B -		
62	B(62C)			C1DZ 6406010-A	1
63	B(71G)			C1DZ 6406010-A	1
63/	B(65B)			C3OZ 6506010-A	1
			No. 8-15 x 1" Cross recess oval head screw	52376-S13(U296)	9
			- S -		
64	S	"Before 1/23/64"		C4SZ 6306010-A	1
64/	S	"From 1/23/64"	Without remote control lock release	C4SZ 6306010-B	1
			No. 8-15 x 1" Cross recess oval head screw	52376-S13(U296)	4
			- X -		
61/63	X("Futura", 71B)			C1DZ 6406010-A	1
62	X(62C, 64C)				1
63	X(62C, 63C, 71D)				1

FORD CAR PARTS

**BODY
SECTION 047**

963

GROUP NUMBER	YEAR	BODY TYPE	DESCRIPTION	PART NUMBER	QTY.
060A10 BRACKET - CONSOLE GLOVE COMPARTMENT DOOR CHECK ARM					
	64	X(62C, 63C, D, 66H, 76B, D)		C4DZ 62060A10-A	1
			No. 8-18 x .38" Truss head screw	376378-S101(UU97)	1
060A12 BEZEL - GLOVE COMPARTMENT DOOR LOCK -Includes attaching parts					
	61/63	S		C1SB 63060A12-B	1
06024 DOOR ASSY. - INSTRUMENT PANEL GLOVE COMPARTMENT					
- A -					
	63	A		C3AZ 6206024-A	1
	64	A		C4AZ 6206024-A	1
	63/64		Bumper	376892-S(CC35)	2
- B -					
	62/	B	Use with C3OZ 6206050-A	C3OZ 6206024-A	1
			Bumper	377781-S(CC34)	2
- S -					
	61/62	S	Beige	C1SB 6306024-C04	1
	61/63	S	Black	C3SZ 6306024-G	1
			Red	C3SZ 6306024-J	1
	62/63	S	Light Blue Metallic	C3SZ 6306024-E	1
			Light Silver Blue Metallic	C3SZ 6306024-H	1
			Light Turquoise Metallic	C3SZ 6306024-F	1
	63	S	Pearl Beige	C3SZ 6306024-A	1
			Medium Chestnut Metallic	C3SZ 6306024-B	1
			Light Gold Metallic	C3SZ 6306024-C	1
			Light Rose Beige Metallic	C3SZ 6306024-D	1
	63	S(63B)	White Pearl	C3SZ 6306024-K	1
	61/63	S	Bumper	375838-S(CC32)	2
	64	S	Black	C4SZ 6306024-EAB	1
			Light Beige	C4SZ 6306024-EAC	1
			Light Silver Blue	C4SZ 6306024-EAD	1
			Light Blue	C4SZ 6306024-EAE	1
			Red	C4SZ 6306024-BAF	1
			Red	C4SZ 6306024-EAF	1
			Medium Palomino	C4SZ 6306024-EAG	1
			Light Rose Beige	C4SZ 6306024-EAH	1
			Light Turquoise	C4SZ 6306024-EAJ	1
			Aztec Gold	C4SZ 6306024-EAK	1
			White Pearl	C4SZ 6306024-EBA	1
			Bumper	380369-S(CC44)	4
- X -					
	60/63	X		C0DZ 6406024-B	1
			No. 10 x 5/8" Hex. head self tapping screw	42014-S8(U240)	2
			Bumper	375838-S(CC32)	1
	63	X(62C, 63C, 71D, 76B)		C3DZ 6206024-A	1
	64/	X	Use without safety pad	C4DZ 6206024-B	1
06024 DOOR ASSY. - CONSOLE GLOVE COMPARTMENT					
- A -					
	62	A	Turquoise	C2AZ 7606024-ABA	1
			Chestnut	C2AZ 7606024-ABB	1
			Beige	C2AZ 7606024-ABC	1
			Black	C2AZ 7606024-ABD	1
			Red	C2AZ 7606024-ABF	1
			Gold	C2AZ 7606024-AEG	1
	63	A	Chestnut	C2AZ 7606024-ABB	1
			Black	C2AZ 7606024-ABD	1
			Red	C2AZ 7606024-ABF	1
			Gold	C2AZ 7606024-AEG	1
			Blue	C3AZ 7606024-A	1
			Pearl Beige	C3MY 7606024-BBB	1
			Turquoise	C3AZ 7606024-B	1
			Rose Beige	C3AZ 7606024-C	1
			White	C3AZ 7606024-D	1
	62/63	A	Bumper	377781-S(CC34)	2

GROUP NUMBER	YEAR	BODY TYPE	DESCRIPTION	PART NUMBER	QTY.
06024	DOOR ASSY. - CONSOLE GLOVE COMPARTMENT - continued				
	64	A	Black	C2AZ 7606024-ABD	1
			Blue	C3AZ 7606024-A	1
			Light Turquoise	C4AZ 7606024-CFG	1
			Light Silver Blue	C4AZ 7606024-CFH	1
			Medium Palomino	C4AZ 7606024-CFJ	1
			Pearl Beige	C4AZ 7606024-CFF	1
			Red	C2AZ 7606024-ABF	1
			White	C3AZ 7606024-D	1
			Bumper	377781-S(CC34)	2
	- B -				
	62/63	B	Use with Die Cast Console	C2DZ 6406024-A	1
			Bumper	370677-S(CC22)	2
	63	B	Chestnut	C2AZ 7606024-ABB	1
			Black	C2AZ 7606024-ABD	1
			Red	C2AZ 7606024-ABF	1
			Gold	C2AZ 7606024-AEG	1
			Blue	C3AZ 7606024-A	1
	64	B	Black	C2AZ 7606024-ABD	1
			Blue	C3AZ 7606024-A	1
			Light Turquoise	C4AZ 7606024-CFG	1
			Light Silver Blue	C4AZ 7606024-CFH	1
			Medium Palomino	C4AZ 7606024-CFJ	1
			Pearl Beige	C4AZ 7606024-CFF	1
			Red	C2AZ 7606024-ABF	1
			White	C3AZ 7606024-D	1
			Bumper	377781-S(CC34)	2
	- X -				
	61/62	X	With Aluminum Console	C1DZ 6406024-A	1
	62	X	With Die Cast Console	C2DZ 6406024-A	1
	64	X	Black	C4DZ 6206024-CAB	1
			Beige	C4DZ 6206024-CAG	1
			Light Blue	C4DZ 6206024-CAD	1
			Light Turquoise	C4DZ 6206024-CAE	1
			Palomino	C4DZ 6206024-CAF	1
			Red	C4DZ 6206024-CAC	1
			Bumper-1/2" long	358953-S(CC18)	2
06036	PANEL - INSTRUMENT PANEL GLOVE COMPARTMENT DOOR FINISH - Includes attaching parts				
	- A -				
	63	A(54A, B, 62A, B, 63, 65, 71, 75, 76)		C3AZ 6206036-A	1
	64	A		C4AZ 6206036-A	1
	- S -				
	60	S	Refer to Group 04460		
	- X -				
	63	X(54B, 62B, C, 63C, 76B)- (except "Sprint")		C3DZ 6206036-A	1
	63	X("Sprint")		C3DZ 6306036-A	1
	64	X(54B, 62B, 66B, H, 71C, 76)		C4DZ 6206036-A	1
06050	HINGE ASSY. - INSTRUMENT PANEL GLOVE COMPARTMENT DOOR				
	- A -				
	63/64	A		C2OB 6206050-A	1
	- B -				
	62/63	B	"Before 12/19/62"	C2OB 6206050-A	1
	63/	B	"From 12/19/62" Use with C3OZ 6206024-A	C3OZ 6206050-A	1
	- S -				
	61/63	S	Paint to match	C3SZ 6306050-A	1
			No. 10 - 24 x 3/8" Pan head screw	*40515-S8	2
	- X -				
	60/63	X		C0DB 6406050-A	2
	64/	X	11" long	C4DZ 6206050-A	1
	64/	X	No. 10-24 x 7/16" Hex. head bolt	350002-S(BB529)	3
			No. 10 Lockwasher (external tooth)	34939-S8(X86)	3
			No. 10-24 Nut and retainer assy.	375874-S7(MM206E)	3

FORD CAR PARTS

**BODY
SECTION 047**

965

GROUP NUMBER	YEAR	BODY TYPE	DESCRIPTION	PART NUMBER	QTY.
06050 HINGE ASSY. - INSTRUMENT PANEL GLOVE COMPARTMENT DOOR - continued					
- X -					
	60/	A, B	No. 10-24 x 5/8" Slotted hex. head bolt	352879-S8(BB528)	3
			No. 10 Flat washer	374576-S36(XX55A)	3
			No. 10-24 Hex. nut	34053-S8(M156)	3
			No. 10-24 x 7/16" Hex. head bolt	350002-S(BB529)	3
			No. 10 Lockwasher (external tooth)	34939-S8(X86)	3
			No. 10 Lockwasher (internal tooth)	34903-S8(X96)	3
06050 HINGE ASSY. - CONSOLE GLOVE COMPARTMENT DOOR					
- A -					
	62/64	A		C2AZ 7606050-A	1
- B -					
	62/63	B	With Die Cast Console	C2DZ 6406050-A	1
	63/	B		C2AZ 7606050-A	1
			No. 10-24 x 7/16" Hex. head screw & washer assy.	375921-S13(BB551-C)	3
			No. 10-24 Nut & retainer assy.	375874-S7(MM206E)	3
- S -					
	64/	S		C4SZ 6306050-A	1
			No. 10-24 x 7/16" Hex. head screw & washer assy.	375921-S13(BB551C)	1
- X -					
	62/63	X	With Die Cast Console	C2DZ 6406050-A	1
	64	X	"Before 1/6/64"	C4DZ 6206050-B	1
	64/	X	"From 1/6/64"	C4DZ 6306050-A	1
06064 CATCH - INSTRUMENT PANEL GLOVE COMPARTMENT DOOR LATCH STRIKER PLATE					
- A -					
	60/62	A		C2DZ 6406064-A	1
	63/64	A		C3AZ 6206064-A	1
- B -					
	62/	B (except 65B)		C2OZ 6206064-A	1
	63/	B(65B)		C2AZ 7606064-A	1
- S -					
	60	S		B7A 7006064-A	1
	61/63	S	Includes anchor plate and attaching parts	C2SZ 6306064-A	1
- X -					
	63	X		C2SZ 6306064-A	1
	64/	X		C4DZ 6206064-C	1
	60/	A, B, S, X	No. 8 x 3/8" Cross recess pan head screw	52720-S8(U380)	2
			No. 8 External tooth lockwasher	34938-S8(X85)	2
	63/	A	No. 8-32 x 5/16" Fill. hd screw & lockwasher	355067-S7(BB53)	2
06064 CATCH - CONSOLE GLOVE COMPARTMENT DOOR LATCH STRIKER PLATE					
- A -					
	62/64	A		C2AZ 7606064-A	1
			No. 10-32 Nut (hex.)	34079-S7(M163)	1
- B -					
	62/63	B(62C, 71G)		C2DZ 6406064-A	1
- S -					
	64/	S		C4SZ 6306064-B	1
- X -					
	60/63	X(62C, 64C, 71B)		C2DZ 6406064-A	1
	61/62	X("Futura")	Use with C2DZ 6406072-A	C2DZ 6406064-A	1
	64/	X(62C, 63C, 64D, 66H, 76B, D)		C4DZ 6306064-A	1
06069 SPRING - GLOVE COMPARTMENT DOOR					
	62/64	A, B(65)	On console	C2AZ 7606069-A	1
	61/62	X("Futura", 71B)	On console - with aluminum console	C1DZ 6406069-A	1
	62	X(62C, 63C, 64C, 71B, D, 76B)	On console - with die cast console	C2DZ 6406069-A	1
	62	B(62C, 71G)			1

GROUP NUMBER	YEAR	BODY TYPE	DESCRIPTION	PART NUMBER	QTY.
06072 LATCH ASSY. - GLOVE COMPARTMENT OR CONSOLE DOOR - NON LOCKING					
- B -					
62		B(62C)	Instrument panel	C2DZ 6406072-A	1or2
63		B(71G)	Instrument panel	C2DZ 6406072-A	1or2
60/63		B(62C, 63C, 71G)	No. 8-32 x 1/2" Cross recess pan head screw	51764-S8(U366)	2or4
61/63		B(62C, 63C, 71G)	No. 8 x 3/8" Cross recess pan head screw	52720-S8(U380)	2
- X -					
60, 63		X	Instrument panel	C2DZ 6406072-A	1or2
60/63		X	No. 8-32 x 1/2" Cross recess pan head screw	51764-S8(U366)	2or4
61/62		X("Futura")	Console door	C2DZ 6406072-A	1or2
61/63		X	No. 8 x 3/8" Cross recess pan head screw	52720-S8(U380)	2
62/63		X(62C, 63C, 64C, 71D, 76B)	Console door-use with C2DZ 6406064-A	C2DZ 6406072-A	1or2
64/		X(54B, 62B, 63B, 66B, 71C, 76A)	Instrument panel-Includes attaching parts	C4DZ 6206072-B	1
06081 LOCK ASSY. - GLOVE COMPARTMENT DOOR - WITH LOCK CYLINDER and 2 KEYS -					
- A -					
60/64		A		B9A 6406081-A	1
			Grommet	370647-S(KK22)	1
- B -					
62/64		B		C2OZ 6206081-A	1
- S -					
60		S		C0SB 7606081-A	1
61/63		S		C1SB 7606081-A	1
64		S		C4SZ 6306081-A	1
- X -					
60/63		X	Includes attaching parts	C1DZ 6406081-A	1
64/		X		C4DZ 6206081-A	1
60		A, S	No. 8 x 3/8" Cross recess binding head screw	52720-S8(U380)	2
61/		A, B, S, X	No. 8-32 x 1/2" Cross recess pan head screw	51764-S8(U366)	2
06095 ESCUTCHEON - GLOVE COMPARTMENT DOOR LOCK					
60/		A		C0AB 6406095-A	1
62/		B			1
60/63		X			1
06114 SPRING - CONSOLE GLOVE COMPARTMENT DOOR CHECK ARM					
64		X		C4DZ 6206114-A	1
06115 BUMPER - GLOVE COMPARTMENT DOOR ARM					
60/		A		B6A 7006115-A	1
62/63		B			1
60/63		X			1
06116 PLATE - CONSOLE GLOVE COMPARTMENT DOOR HINGE ANCHOR					
64		X		C4DZ 6206116-A	1
06117-8 STOP - GLOVE COMPARTMENT DOOR					
60		S	R. H.	B8S 6306117-A	1
			L. H.	B8S 6306118-A	1
60		A, S	No. 10-32 x 3/8" Cross recess binding head screw	42802-S8(U33)	2or4
			No. 10 Lockwasher	34903-S8(X96)	2or4
63/64		A	Paint to match	C3AZ 6206117-A	1
60/		A	No. 10-24 x 7/16" Hex. head bolt	350002-S(BB529)	2
60/63		B			2
			No. 10 Lockwasher	34939-S8(X86)	2
62/63		B	Paint to match	C2OB 6206117-AP	1
60/63		X	Paint to match	C0DB 6406117-EP	1
			No. 10-32 x 3/8" Cross recess binding head screw	42802-S8(U33)	2
			No. 10 Lockwasher	34903-S8(X96)	2
			No. 10 Flat washer	44716-S8(X15)	2
64		X(62C, 63C, 63D, 66H, 76B, 76D)	Console	C4DZ 6206117-A	1
06122 GROMMET - GLOVE COMPARTMENT DOOR CHECK ARM					
60/62		A		C0AB 6406122-A	1
60/63		X			1
63/		A		C3AZ 6206122-A	1
63/		B			1
06150 PLATE - GLOVE COMPARTMENT DOOR LOCK CATCH ANCHOR					
64/		X		C4DZ 6206150-A	1

FORD CAR PARTS

BODY SECTION 100

967

GROUP NUMBER	YEAR	BODY TYPE	DESCRIPTION	PART NUMBER		QTY.	
				RIGHT HAND	LEFT HAND		
06152 SUPPORT - CONSOLE GLOVE COMPARTMENT DOOR LOCK							
	61	X		C1DB	6406152-A	1	
	62/63	X				1	
			No. 10 - 24 Nut and washer assy.		354397-S100(MM291)	3	
06157 STRIKER - CONSOLE GLOVE COMPARTMENT DOOR							
	62/	A	Steel	C2AZ	7606157-B	1	
	63/	B				1	
	64	X				1	
	62/	A, B	No. 8 x 3/8" Cross recess pan head screw		52720-S8(U380)	2	
06158 BRACKET ASSY. - GLOVE COMPARTMENT DOOR LOCK CATCH STRIKER							
	64/	S		C4SZ	6306158-B	1	
			No. 8-32 x 1/2" Screw & lockwasher assy.		40917-S8(U257)	2	
			No. 8 Flat washer		44710-S8(X1C)	2	
06196 PANEL ASSY. - GLOVE COMPARTMENT DOOR FINISH - INCLUDES ATTACHING PARTS							
	61/ 62/	A	Refer to Group 04460				
	63	A(54A, 62A, 63, 65, 71A, 71E, 75, 76)	Refer to Group 06036				
10010 MEMBER ASSY. - FRONT SUSPENSION NO.2 CROSS							
	61/	S		C2SZ	6310010-B	1	
10018 MEMBER - FRONT SUSPENSION NO.1 CROSS - Also Refer to Group 10852							
	60/	X		C3DZ	6210018-B	1	
10026-7 MEMBER - FLOOR SIDE LOWER							
	63	S	R. H.	C3SZ	6310026-A	1	
			L. H.	C3SZ	6310027-A	1	
			Plug (button)-1/2" x 1" hole		*377994-S	4	
10034 PLUG - FLOOR PAN SEAT BELT ANCHOR OPENING							
	62/	A, B, S, X	When seat belts are not installed	C2AZ	6210034-A	4	
10050-1 BRACKET - CROSS MEMBER TO ENGINE SUPPORT							
	61/	S	R. H.	C1SZ	6310050-A	1	
			L. H.	C1SZ	6310051-A	1	
10062-3 EXTENSION - FRONT SIDE MEMBER							
	60/62	X(58A, 64)		C0DZ	6410062-C	2	
	61/62	X(59A, 66A, 71, 78A)	"From 5/1/61"			2	
	63/	X(except 63, 76) -6 cyl.				2	
	63/	X(except 63, 76)	Plug (button)-3/4" diameter hole		352291-S (PP3)	2	
	63/	X	R. H.	C3DZ	6210062-A	1	
	63/	X(except 63, 76)	L. H.	C3DZ	6210063-A	1	
	64/	X(63, 76)	L. H.			1	
	63	X(63, 76)	L. H.	C3DZ	7610063-A	1	
GROUP NUMBER	YEAR	BODY TYPE	DESCRIPTION	PART NUMBER		QTY.	
				RIGHT HAND	LEFT HAND		
10066-7 EXTENSION - FLOOR SIDE INNER MEMBER - FRONT							
	62/	B		C2OB	6210066-A	C2OB 6210067-A	1
	61/63	S		C1SB	6310066-B	*C1SB 6310067-B	1
10100-1 MEMBER ASSY. - FLOOR SIDE - OUTER							
	61/62	S		C1SZ	7610100-C	C3SZ 7610101-B	1
	63	S		C3SZ	7610100-B	C3SZ 7610101-B	1
			Plug(button)-1/2"x1"hole	*377994-S		*377994-S	6
10104-5 MOULDING ASSY.- BODY ROCKER PANEL - REAR -INCLUDES ATTACHING PARTS							
	62	A(54A, 62A, 65, 75A, 76)		C2AZ	62101A04-A	C2AZ 62101A05-A	1
10108-9 EXTENSION - BODY ROCKER PANEL - FRONT							
	60/62	X(except 76)		C0DB	6410108-A	C0DB 6410109-A	1
	63	X(except 63, 76)-6 cyl.					1
	63	X(63, 76)-6 cyl.		C3DZ	7610108-B	C3DZ 7610109-B	1
	63	X(8 cyl.)					1
	64/	X(except 63, 76)-6 cyl.		C4DZ	6210108-A	C4DZ 6210109-A	1
	64/	X(63, 76)-6 cyl.		C4DZ	6210108-B	C4DZ 6210109-B	1
		X(8 cyl.)					1

**BODY
SECTION 100**
FORD CAR PARTS

GROUP NUMBER	YEAR	BODY TYPE	DESCRIPTION	PART NUMBER		QTY.
				RIGHT HAND	LEFT HAND	
10116-7 MEMBER - FLOOR SIDE - INNER						
	62/	B		C5OZ 6510116-A	C5OZ 6510117-A	1
			Plug (button)-3/4" dia. hole	352291-S(PP3)	352291-S(PP3)	2
			Plug (button)-5/8" dia. hole	357042-S(PP2)	357042-S(PP2)	2
	61/63	S		★C1SB 7610116-B	C1SZ 7610117-B	1
	64/	S		C4SZ 6310116-A	C4SZ 6310117-A	1
	63/64	X		C3DZ 6210116-A	C3DZ 6210117-A	1
10120-1 MEMBER - FLOOR SIDE - OUTER						
- B -						
	62/64	B	NOTE 2	C3OZ 5410120-A	C3OZ 5410121-A	1
- X -						
	60/62	X		★C0DZ 6210120-A	C0DZ 6210121-A	1
	60/62	X	Plug (button)-1 1/2" diam hole-front fender bolt	352285-S(PP5)	352285-S(PP5)	2
10122-3 EXTENSION ASSY. - SIDE MEMBER FRONT - Refer to Group 10062-3						
10124-5 MEMBER ASSY. - FLOOR SIDE - REAR						
- B -						
	62/	B(except 71)		C2OZ 6210124-A	C2OZ 6210125-A	1
	63/64	B(71) "Before 11/18/63"		C3OZ 7110124-A	C3OZ 7110125-A	1
	64	B(71) "From 11/18/63"		C4OZ 7110124-A	C4OZ 7110125-A	1
	63/	B	Plug (button)-rubber-3/4" diameter hole	352291-S(PP3)	352291-S(PP3)	6
			Plug (button)-rubber-5/8" diameter hole	357042-S(PP2)	357042-S(PP2)	8
			Plug (button)-rubber-1/2" diameter hole	377935-S(PP2D)	377935-S(PP2D)	2
- S -						
	62/63	S		★C2SZ 7610124-A	C2SZ 7610125-A	1
	64/	S		C4SZ 6310124-A	C4SZ 6310125-A	1
- X -						
	60/62	X(58, 62, 64)	Includes extension & brackets	C3DZ 6210124-B	C3DZ 6210125-B	1
	63	X(54, 62, 63)				1
	60/63	X(59, 66, 71, 78)		C3DZ 5910124-B	C3DZ 5910125-B	1
	63	X(66)-6cyl.		C3DZ 6610124-A	C3DZ 6610125-A	1
	63	X(76)		C3DZ 7610124-B	C3DZ 7610125-B	1
	64	X(54, 62, 63)		C4DZ 6210124-A	C4DZ 6210125-A	1
	64	X(59, 66, 71, 78)		C4DZ 5910124-A	C4DZ 5910125-A	1
	64	X(76)		C4DZ 7610124-A	C4DZ 7610125-B	1
10128-9 PANEL ASSY. - BODY ROCKER						
- A -						
	60	A(54A, 58A, E, F, 71, 75A)		C0AB 5710128-B	C0AB 5710129-B	1
	61/63	A(54, 58, 71, 75)		C3AZ 7510128-B	C3AZ 7510129-B	1
	61	A(59C, 62A, 63A, 64A, F, H, 65A, 76B)		C3AZ 6210128-A	C3AZ 6210129-A	1
	62	A(62, 65, 76)				1
	63	A(62, 63, 65, 76)				1
	64	A(54, 57, 71)		C4AZ 5710128-A	C4AZ 5710129-A	1
	64	A(62, 63, 76)		C4AZ 6210128-A	C4AZ 6210129-A	1
			Valve (drain)	C4AZ 62103A58-B	C4AZ 62103A58-B	2 or 4
- S -						
	60	S		B8S 6310128-A	B8S 6310129-A	1
	64/	S	Less outer side member - Repair	C4SZ 6310128-A	C4SZ 6310129-A	1
	64/	S	Includes outer side member	C6SZ 7610128-A	C6SZ 7610129-A	1
- X -						
	60/62	X(66)		C3DZ 6210128-A	C3DZ 6210129-A	1
	61/62	X("Futura")				1
	62	X(62C)				1
	63	X				1
	64/	X		C4DZ 6210128-A	C4DZ 6210129-A	1

NOTE 2 - When used for Model B(62, 65) drill (2) elongated drain holes 1/2" x 2" long. Also drill holes for scuff plate screws

FORD CAR PARTS

**BODY
SECTION 100**

969

GROUP NUMBER	YEAR	BODY TYPE	DESCRIPTION	PART NUMBER		QTY.
				RIGHT HAND	LEFT HAND	
10128-9 PANEL ASSY. - BODY ROCKER - REPAIR						
60		A(59, 62, 63, 64, 65, 76)		C0AZ 7610128-A	C0AZ 7610129-A	1
60		A(54, 58, 71, 75)		C0AZ 5710128-A	C0AZ 5710129-A	1
61		A(59, 62, 63, 64, 65, 76)	48 1/4" x 6 1/2"	C1AZ 2510128-A	C1AZ 2510129-A	1
61		A(54, 58, 71, 75)	75 3/4" x 6 1/2"	C1AZ 2510128-B	C1AZ 2510129-B	1
62		B(62, 65)	70" x 7"	*C2OZ 2510128-A	C2OZ 2510129-A	1
62		B(54, 71)	70" x 7"	C2OZ 2510128-B	C2OZ 2510129-B	1
10130-1 PANEL - BODY ROCKER						
60		A(59, 62, 63, 64, 76)		*C0AB 6410130-B	C0AB 6410131-B	1
60/61		X(except "Futura", 66)	Drill holes as required	C0DB 5810130-A	C0DB 5810131-A	1
62		X(except 62C, 64C, 66)				1
60/62		X(62C, 64C, 66, "Futura")	Refer to Group 10128-9			
63/		X	Refer to Group 10128-9			
10132 REINFORCEMENT - FLOOR SIDE OUTER MEMBER						
63		X(63)		C3DZ 6310132-A	C3DZ 6310132-A	2
64/		X(63)		C4DZ 6310132-A	C4DZ 6310132-A	2
10154-5 MOULDING ASSY. - BODY ROCKER PANEL						
60/61		A	Includes attaching parts	C0AB 6410154-A	C0AB 6410155-A	1
			No. 10-24 x .98" Bolt and clip assy.	372719-S100(BB643)	372719-S100(BB643)	2
62/		A, B, X	Refer to Group 10176-7			
10156-7 REINFORCEMENT - FLOOR SIDE MEMBER TO FRONT SIDE MEMBER - REAR						
62/		B		C2OZ 6210156-A	C2OZ 6210157-A	1
10170-1 FILLER - FLOOR SIDE OUTER MEMBER - FRONT END						
62/64		B		C2OB 6210170-A	C2OB 6210171-A	1
			3/8"-16 x 1/2" Hex. washer head screw	39885-S7-8(U263E)	39885-S7-8(U263E)	3
10176-7 MOULDING - BODY ROCKER PANEL - INCLUDES ATTACHING PARTS						
- A -						
60/61		A	Refer to Group 10154-5			
62		A(54A, 62A, 65, 75, 76)	NOTE 1	C1MB 5410176-A	C1MB 5410177-A	1
63		A		C3AZ 6210176-A	C3AZ 6210177-A	1
64		A		C4AZ 6210176-A	C4AZ 6210177-A	1
- B -						
63/64		B		C3OZ 6210176-A	C3OZ 6210177-A	1
- X -						
63/64		X		C3DZ 6210176-B	C3DZ 6210177-B	1
10182 RETAINER - BODY ROCKER PANEL MOULDING						
- A -						
60/61		A		C0AB 6410182-A	C0AB 6410182-A	12
62		A(54A, 62A, 65, 75, 76)		C2AZ 5410182-A	C2AZ 5410182-A	12
33		A				12
64		A		C4AZ 6210182-B	C4AZ 6210182-B	12
- B -						
63		B		C2YY 6210182-A	C2YY 6210182-A	10or12
64		B				10or12
- X -						
63		X		C2YY 6210182-A	C2YY 6210182-A	10or12
64/		X(66)				12
10196-7 GUSSET - FLOOR SIDE MEMBER TO REAR SIDE MEMBER						
62/		B		C2OZ 6210196-A	C2OZ 6210197-A	1
64/		S		C4SZ 6310196-A	C4SZ 6310197-A	1
10200-1 REINFORCEMENT ASSY. - FLOOR SIDE MEMBER TO REAR SIDE MEMBER						
64/		S		C4SZ 6310200-A	C4SZ 6310201-A	1
10218-9 MEMBER ASSY. - FRONT SIDE OUTER						
62/64		B	"Before 3/2/64"	C2OZ 6210218-A	C2OZ 6210219-A	1
64/		B	"From 3/2/64"	C2OZ 6210218-B	C2OZ 6210219-B	1
60/		X		C3DZ 6210218-B	C3DZ 6210219-A	1
102A44 BRACE - REAR FLOOR SIDE MEMBER TO REAR FLOOR CROSS MEMBER						
61		S	Serviced in basic Group 11215			
102A46 PLATE - REAR FLOOR MEMBER BRAKE ANCHOR						
64/		S		C4SZ 63102A46-A	C4SZ 63102A46-A	2

NOTE 1 - Refer to Group 101A04-5 for Rear Extension

GROUP NUMBER	YEAR	BODY TYPE	DESCRIPTION	PART NUMBER		QTY.
				RIGHT HAND	LEFT HAND	
10262-3	REINFORCEMENT - FLOOR SIDE MEMBER TO FRONT SIDE MEMBER - FRONT					
62	B			C2OZ 6210262-A	C2OZ 6210263-A	1
10280-1	PLATE - FRONT SIDE MEMBER TO FRONT SUSPENSION HOUSING COVER					
60	X		No. 10-12 x 5/8" Hex. head self tapping screw	C0DB 6410280-A 42014-S8(U240)	C0DB 6410281-A 42014-S8(U240)	1 6
102A91	REINFORCEMENT - FLOOR SIDE REAR OUTER MEMBER-REAR					
64	S			C4SZ 63102A91-A	C4SZ 63102A91-A	1
103A18-23	GUSSET - FLOOR SIDE MEMBER TO WHEELHOUSE					
63	X(76)		Upper	C3DZ 76103A18-A	C3DZ 76103A19-A	1
63	X(76)		Inner rear	C3DZ 76103A20-A	C3DZ 76103A21-A	1
63	X(76)		Inner front	C3DZ 76103A22-A	C3DZ 76103A23-A	1
103A28-9	EXTENSION - FLOOR SIDE MEMBER TO FRONT SIDE MEMBER - FRONT					
63	X(except 76)			C3DZ 62103A28-A	C3DZ 62103A29-A	1
64	X(except 76)			C4DZ 62103A28-A	C4DZ 62103A29-A	1
63	X(76)			C3DZ 76103A28-B	C3DZ 76103A29-B	1
			Cover for L. H. side only		377865-S7-8(PP14Q)	1
103A32-3	BRACKET - FRONT SIDE MEMBER EXTENSION					
63	X(except 76)-8 cyl.			C3DZ 62103A32-A	C3DZ 62103A32-A	2
63	X(76)			C3DZ 76103A32-A	C3DZ 76103A33-A	1
103A44-5	GUSSET - REAR SIDE MEMBER TO FLOOR SIDE MEMBER-OUTER					
64	S			C4SZ 63103A44-A	C4SZ 63103A45-A	1
103A54	COVER - FRONT SIDE MEMBER FRONT EXTENSION OPENING					
63	X(62B, C, 76)-8 cyl.			C3DZ 62103A54-A	C3DZ 62103A54-A	1
34	X-8 cyl.					1
GROUP NUMBER	YEAR	BODY TYPE	DESCRIPTION	PART NUMBER		QTY.
103A58	VALVE - BODY ROCKER PANEL DRAIN					
64	A		Rubber	C4AZ 62103A58-B		2 or 4
64	S			C4SZ 63103A58-B		4
10376-7	BRACE - FRONT SUPPORT TO SIDE MEMBER					
62/63	S		R. H.	C3SZ 6310376-A		1
64	S(76)					1
63	S		L. H.	C3SZ 6310377-A		1
62	S		7/16"-14 x 2 1/2" Hex. head bolt	376275-S7(BB181)		4
			7/16"-14 x 1 31/32" Hex. head bolt	*374962-S8		2
			7/16" I. D. x 1 1/4" O. D. x 1/8" thick washer (flat)	*356428-S		2
			7/16" Lockwasher	34808-S8(X67)		4
10414	MEMBER - FRONT END CROSS - AT DASH					
62	S			C2SZ 6310414-A		1
GROUP NUMBER	YEAR	BODY TYPE	DESCRIPTION	PART NUMBER		QTY.
10418-9	REINFORCEMENT ASSY. - FLOOR SIDE INNER MEMBER					
			- S -			
64	S(76)			C4SZ 7610418-A	C4SZ 7610418-A	2
			- X -			
63	X(76)			C3DZ 7610418-C	C3DZ 7610419-A	1
64	X(76)			C3DZ 7610418-C	C3DZ 7610419-C	1
GROUP NUMBER	YEAR	BODY TYPE	DESCRIPTION	PART NUMBER		QTY.
104A24	COVER - FLOOR SIDE MEMBER REINFORCEMENT					
64	S			C4SZ 63104A24-A		2
10432-3	FILLER - FLOOR SIDE INNER MEMBER REINFORCEMENT					
63	X(76)		R. H.	C3DZ 7610432-A		1
			L. H.	C3DZ 7610433-A		1
104A38-9	GUSSET - REAR SIDE MEMBER TO FLOOR SIDE MEMBER-INNER					
64	S		R. H.	C4SZ 63104A38-A		1
			L. H.	C4SZ 63104A39-A		1

FORD CAR PARTS

BODY SECTION 100

971

GROUP NUMBER	YEAR	BODY TYPE	DESCRIPTION	PART NUMBER	QTY.
10462-3 MEMBER ASSY. - FRONT SIDE					
	62/	B	R. H.	C2OZ 6210462-A	1
			L. H.	C2OZ 6210463-A	1
	61/63	S	R. H.	C3SZ 6310462-B	1
			L. H. - NOTE 1	C3SZ 6310463-B	1
			1/2"-13 x 2 7/8" Hex, head bolt	350699-S (BB339)	6
	64	S	R. H.	C4SZ 6310462-A	1
			L. H.	C4SZ 6310463-A	1
	60/63	X	R. H.	C3DZ 6210462-A	1
			L. H.	C3DZ 6210463-A	1
	64/	X	R. H.	C4DZ 6210462-A	1
			L. H.	C4DZ 6210463-A	1
10492-3 EXTENSION - FLOOR SIDE OUTER MEMBER					
	61/63	S	R. H.	C1SZ 7610492-B	1
			L. H.	★ C1SB 7610493-B	1
10496-7 REINFORCEMENT - FLOOR SIDE REAR OUTER MEMBER					
	64/	S	R. H.	C4SZ 6310496-A	1
			L. H.	C4SZ 6310497-A	1
10518-9 MEMBER ASSY. - FLOOR SIDE REAR INNER					
	62/63	S	R. H.	C3SZ 6310518-A	1
			L. H.	C3SZ 6310519-A	1
	64/	S	R. H.	C4SZ 6310518-A	1
			L. H.	C4SZ 6310519-A	1
10530 REINFORCEMENT - REAR SIDE MEMBER					
	64/	S		C4SZ 6310530-A	2
10556-7 EXTENSION ASSY. - FRONT SIDE INNER MEMBER					
	62/	B	R. H.	C2OB 6210556-A	1
			L. H.	C2OB 6210557-A	1
10662 MEMBER ASSY. - FRONT FLOOR CROSS NO. 2 OUTER					
	61/63	S	Refer to Group 10691		
10672-3 MEMBER ASSY. - FRONT FLOOR CROSS - UPPER					
	63/	X(76)		C3DZ 7610672-A	1
10691 MEMBER ASSY. - FLOOR CROSS NO. 2					
	61/63	S		C1SZ 7310691-B	1
10692-3 MEMBER ASSY. - FRONT FLOOR CROSS NO. 1					
	62/	B	R. H.	C2OZ 6210692-A	1
			L. H.	C2OZ 6210693-A	1
	61/63	S		C1SB 6310692-A	1
	64/	S		C4SZ 6310692-A	1
			Plug (button) -5/8" diameter hole	357042-S(PP2)	2
	60/62	X(58, 64)		C0DZ 6410692-C	1
	61/62	X(59, 66, 71, 78)			1
	63/	X			1
10698 MEMBER ASSY. - FLOOR CROSS NO.3 - LOWER					
	64/	S		C4SZ 6310698-A	1
10700 MEMBER - REAR FLOOR CROSS REAR FRONT					
	64	S		C4SZ 6310700-A	1
10728 MEMBER - FRONT FLOOR CROSS NO. 2					
	60/62	X(54, 64)		C3DZ 6210728-A	2
	60/62	X(59, 66, 71, 78)			2
	62	X(62C)			2
	63/	X(except 76)			2
10734-5 MEMBER - FLOOR CROSS NO.3 - UPPER					
	63/	X(76)	R. H.	C3DZ 7610734-A	1
			L. H.	C3DZ 7610735-A	1
	64/	S		C6SZ 6310734-A	1
10746 MEMBER ASSY. - REAR FLOOR CROSS - REAR					
	62/	B(except 71)		C2OZ 6210746-A	1
	61/63	S		C1SB 6310746-E	1
10760 REINFORCEMENT - REAR FLOOR REAR CROSS MEMBER					
	63	X(76)		C3DZ 7610760-A	1
10776 GUSSET - REAR FLOOR REAR CROSS MEMBER					
	64	X(76)		C4DZ 7610776-A	2

NOTE 1 - Use 1/2" shim when mounting steering column housing

**BODY
SECTION 100**
FORD CAR PARTS

GROUP NUMBER	YEAR	BODY TYPE	DESCRIPTION	PART NUMBER	QTY.
10780	MEMBER - FLOOR CROSS - REAR				
	61	S	Refer to Group 10746		
	64/	S		C4SZ 6310780-A	1
	60/63	X(59A, 71, 78A)		C0DB 5910780-B	1
	60/63	X(66)		C0DB 6610780-B	1
	60/	X(54, 58A, 62, 63, 64, 76)		C4DZ 7610780-A	1
	64/	X(59, 66, 71, 78)		C4DZ 5910780-A	1
10785	EXTENSION - REAR SIDE MEMBER TO FLOOR SIDE MEMBER				
	64/	S		C4SZ 6310785-A	1
10786	MEMBER - REAR FLOOR CROSS - FRONT				
	60/	X(59, 66, 71, 78)		C4DZ 5910786-A	1
10796-7	EXTENSION - REAR FLOOR CROSS SILL TO INNER QUARTER PANEL - Also Refer to Group 10838-9				
	63	X(59, 71, 78)	R. H.	C3DZ 5910796-A	1
	60/63	X(59, 66, 71, 78)	L. H.	C0DB 5910797-B	1
	60/63	X(66)	R. H.	C0DB 6610796-B	1
	64	X(66)	R. H.	C4DZ 6610796-A	1
	60/	X(59, 71, 78)	R. H.	C4DZ 5910796-A	1
	64/	X(59, 66, 71, 78)	L. H.	C4DZ 5910797-A	1
10812-3	MEMBER ASSY. - FRONT FLOOR CROSS - LOWER				
	63/	X(76)	R. H.	C3DZ 7610812-A	1
			L. H.	C3DZ 7610813-A	1
			Plug (button)-1 1/2" diameter hole	377901-S(PP14N)	4
			Plug (button)-3" diameter hole-for L. H. side only	377865-S7-8(PP14Q)	1
10816	REINFORCEMENT - REAR FLOOR REAR SILL PANEL				
	60/	X(66)	Used with Group 11318	C0DZ 6610816-A	1
10852	MEMBER - FRONT CROSS - Also Refer to Group 10018				
	62/64	B		C3OZ 6210852-A	1
10889	COVER - FLOOR CROSS MEMBER NO. 3 UPPER ACCESS HOLE				
	64/	S		C4SZ 6310889-A	2
			Plug (button)-1 1/4" diameter hole	352284-S(PP4)	4
10896-7	MEMBER - FRONT FLOOR TO DASH				
	61/63	S	R. H.	C1SZ 6310896-B	1
			L. H.	C1SZ 6310897-B	1
	64/	S	R. H.	C6SZ 6310896-A	1
			L. H.	C6SZ 6310897-A	1
10950-1	REINFORCEMENT - REAR FLOOR CROSS MEMBER TO FLOOR PAN				
	63/	X(76)	R. H.	C3DZ 7610950-A	1
			L. H.	C3DZ 7610951-A	1
10960-1	EXTENSION - FRONT FLOOR TO DASH PANEL MEMBER				
	61/63	S	R. H.	C1SZ 6310960-A	1
			L. H.	C1SZ 6310961-A	1
10962	PLATE ASSY. - FRONT FLOOR LOWER CROSS MEMBER				
	63	X(76)	"Before 2/25/63"	C3DZ 7610962-A	1
	63/	X(76)	"From 2/25/63"	C3DZ 7610962-B	1
10968-9	GUSSET ASSY. - FRONT FLOOR UPPER CROSS MEMBER				
	63/	X(76)	R. H.	C3DZ 7610968-A	1
			L. H.	C3DZ 7610969-A	1
			Plug (button)-1 1/2" diameter hole	377901-S(PP14N)	4
			Plug (button)-3" diameter hole	377865-S7-8(PP14Q)	1
109A76-7	GUSSET - FRONT FLOOR LOWER CROSS MEMBER				
	63/	X(76)	R. H.	C3DZ 76109A76-A	1
			L. H.	C3DZ 76109A77-A	1
			Plug (button)-13/16" diameter hole	352285-S(PP5)	2
11008	BRACKET - FRONT SUSPENSION NO. 2 CROSS MEMBER				
	64	S(76)		C4SZ 7611008-A	1
11032-3	DAMPER and ARM ASSY. - FRONT VIBRATION				
	62/63	S(76)	R. H.	C2SZ 7611032-A	1
			L. H.	★ C2SZ 7611033-A	1
11034-5	ARM ASSY. - FRONT VIBRATION DAMPER RESTRAINER				
	62/63	S(76)	R. H.	C2SZ 7611034-A	1
			L. H.	★ C2SZ 7611035-A	1

FORD CAR PARTS

BODY SECTION 100

973

GROUP NUMBER	YEAR	BODY TYPE	DESCRIPTION	PART NUMBER	QTY.
11062-3 GUSSET - FRONT SIDE MEMBER TO LOWER DASH PANEL REINFORCEMENT					
	64/	S	R. H.	C4SZ 6311062-A	1
	64	S	L. H.	C4SZ 6311063-A	1
11064-5 GUSSET - FRONT SIDE MEMBER TO FRONT SUSPENSION MOUNTING BRACKET-FRONT					
	64/	S	R. H.	C4SZ 6311064-A	1
			L. H.	C4SZ 6311065-A	1
11072-3 GUSSET - FRONT SIDE MEMBER TO FRONT SUSPENSION MOUNTING BRACKET-REAR					
	64/	S	R. H.	C4SZ 6311072-A	1
			L. H. -Cut approx. 3/4" off edge for 1964	C4SZ 6311073-A	1
11A00-1 BRACKET - AUXILIARY FLOOR SUPPORT					
	60/61	A(59, 71F, G, H)	R. H.	C0AB 59111A00-C	1
	62/64	A(71B, D, E)			1
			L. H.	C0AB 59111A01-C	1
			No. 8 x 3/8" Cross recess pan head screw	52720-S8 (U380)	4
11103 FILLER - REAR FLOOR PAN					
	60/62	X(58, 64)		C4DZ 6211103-A	1
	62	X(62C)			1
	63/	X(54, 62, 63, 76)			1
11A06 PLATE - TAIL GATE SPRING ACCESS HOLE COVER					
	60/64	X(59, 71, 78)	Paint to match	C0DZ 59111A06-A	2
			No. 10-16 x 1/2" Cross recess oval head screw	52345-S6 (U302C)	4
11108 REINFORCEMENT - CENTER FLOOR PAN -					
	61/63	S(76)		C1SZ 6311108-A	1
	60/	X(54, 62, 63)		C4DZ 6211108-A	1
11A08-9 MOULDING - REAR FLOOR PAN - SIDE					
	63/	B(71)	R. H.	C3OZ 71111A08-A	1
			L. H.	C3OZ 71111A09-A	1
			No. 8 x 1" Cross recess oval head screw	52376-S13(R296)	4
	60/	X(59, 71, 78)	R. H.	C1DZ 59111A08-A	1
			L. H.	C0DB 59111A09-B	1
			No. 8 x 3/8" Cross recess pan head screw	52720-S8 (U380)	7
11108 REINFORCEMENT - FRONT FLOOR PAN CROSS					
	62/	B		C2OZ 62111B08-A	1
11117 PLATE - FRONT FLOOR PAN DRAIN HOLE COVER					
	64/	A, S, X	Drill holes as required	C7AZ 6211117-A	AR
	64/	B			AR
111B24-5 COVER - REAR FLOOR ACCESS HOLE					
	64/	S	R. H.	C4SZ 76111B24-A	1
			L. H.	C4SZ 76111B25-A	1
11A34-5 SUPPORT - REAR FLOOR PAN TO REAR SIDE MEMBER					
	63/	B(71)	R. H.	C3OZ 71111A34-A	1
			L. H.	C3OZ 71111A35-A	1
11135 PAN ASSY. - FRONT FLOOR					
- A -					
	60/63	A(except 76)		C2AZ 7511135-A	1
	60/63	A(76)		C2AZ 7611135-A	1
	64	A(except 76)		C4AZ 5711135-A	1
	64	A(76)		C4AZ 7611135-A	1
- B -					
	63/	B(except 71)		C3OZ 6211135-A	1
	63/	B(71)		C3OZ 7111135-B	1
			Plug (button)-2 1/4" diameter hole	378133-S(PP14S)	2
- S -					
	61/63	S		C1SZ 6311135-A	1
			Plug (button)-1 1/4" diameter hole	352284-S(PP4)	4
	64/	S		C6SZ 6311135-A	1
- X -					
	60	X(59, 66, 71)		C2DZ 5911135-A	1
	61	X			1
	62/64	X(except 76)			1
	63/	X(76)		C3DZ 7611135-B	1

GROUP NUMBER	YEAR	BODY TYPE	DESCRIPTION	PART NUMBER	QTY.
11135 PAN ASSY. - FLOOR - continued					
60/	A		Plug (button)-1 1/2" diameter hole	352285-S (PP5)	4
			Plug (button)-3 1/16" diameter hole	372443-S (PP12)	2
60/	A		Plug (button)-3/4" diameter hole-body bolt hole	352291-S (PP3)	2or4
63/	X				4
61/	A		Plug (button)-1 1/4" diameter hole	352284-S (PP4)	4
61/	A, S, X		Plug (button)-2 7/16" diameter hole-transmission band adjustment access hole	374732-S (PP14)	1
63/	A, B, S, X		Plug (button)-7/8" diameter hole	377949-S (PP3F)	2
63/	A, B, S		Plug (button)-1 1/2" diameter hole	377901-S (PP14N)	6or8
63/	B(66, 71)		Plug (button)-1" diameter hole	377678-S (PP3E)	2
11144-5 REINFORCEMENT - FRONT FLOOR PAN REAR					
63/	B(71)		R. H.	C3OZ 7111144-A	1
			L. H.	C3OZ 7111145-A	1
111A44-5 REINFORCEMENT - FRONT FLOOR PAN					
60/	X(59, 63, 71, 78)		R. H.-Cut 4 1/2" from rear edge when required	C3DZ 59111A44-A	1
			L. H.	C3DZ 59111A45-A	1
63/	X(76)		R. H. - Cut off 4 1/2"	C3DZ 76111A44-A	1
11160 PAN - CENTER FLOOR					
62/	B(except 71)			C2OZ 6211160-A	1
63/	B(71)			C3OZ 7111160-A	1
62/	B		Plug(button)-Hole size 3 1/2" x 1 3/4" wide	374291-S7-8(PP14D)	2
			Plug (button)-5/8" diameter hole	357042-S (PP2)	4
64/	S			C4SZ 6311160-A	1
60/62	X(58, 64)			C0DZ 6411160-A	1
63/	X(54, 62, 63, 76)				1
111A62-3 EXTENSION ASSY. - REAR FLOOR PAN TO WHEELHOUSE					
61/63	S(76)		R. H.	C1SB 76111A62-A	1
			L. H.	C1SZ 76111A63-A	1
64	S(63)		R. H.	C8SZ 76111A62-A	1
			L. H.	C4SZ 63111A63-A	1
64/	S(76)		R. H.	C6SZ 76111A62-A	1
			L. H.	C6SZ 76111A63-A	1
111A76-7 REINFORCEMENT ASSY. - REAR FLOOR PAN TO WHEELHOUSE EXTENSION					
64/	S(76)		R. H.	C4SZ 76111A76-A	1
			L. H.	C4SZ 76111A77-A	1
111A82-3 FILLER - AUXILIARY FLOOR TO QUARTER WHEELHOUSE - INNER					
60/	X(66)		R. H.	C0DB 66111A82-A	1
			L. H.	C0DB 66111A83-A	1
			No. 10-12 x 1/2" Round washer head screw	350754-S8(UU86)	8
11192 REINFORCEMENT - CENTER FLOOR PAN TO SEAT BACK STRAINER					
63/	X(76)			C3DZ 7611192-A	1
11201 COVER - FUEL TANK FILLER PIPE					
64/	S(63)			C4SZ 6311201-A	1
64/	S(76)			C4SZ 7611201-A	1
			No. 8-15 x 1" Cross recess oval hd. self tapping screw	52376-S13(U296)	4
11202 SEAL ASSY. - REAR FLOOR PAN EXTENSION DRAIN					
63	A, B(71), S			C3AZ 6211202-A	1or2
64/	A, B, S, X(59, 71, 78)				1or2
112A10-1 REINFORCEMENT - REAR FLOOR REAR EXTENSION					
61/63	S		R. H.	C1SB 63112A10-A	1
			L. H.	★ C1SB 63112A11-A	1
11212-3 EXTENSION - CENTER FLOOR PAN TO WHEELHOUSE					
64/	S		R. H.	C4SZ 6311212-A	1
			L. H.	C4SZ 6311213-A	1

FORD CAR PARTS

BODY SECTION 100

975

GROUP NUMBER	YEAR	BODY TYPE	DESCRIPTION	PART NUMBER	QTY.
11215 PAN ASSY. - FLOOR - REAR					
	61	A(except 59, 71)		C3AZ 6211215-A	1
	63	A(except 71)			1
	61	A(59, 71)		C2AZ 7111215-A	1
	62/63	A(71)			1
	62/63	A(except 71)	Plug - 1.87" diameter hole	357216-S(PP7)	2
	64	A(except 71)		C4AZ 6211215-A	1
	64	A(71)		C4AZ 7111215-A	1
	64	A	Plug (button)-1 1/2" diameter hole	377901-S(PP14N)	2
	62/	A	Plug - 3/4" diameter hole	352291-S(PP3)	2
	61/63	S		C3SZ 7611215-A	1
11218-9 PAN - REAR FLOOR					
- B -					
	62/	B(except 71)		C2OZ 6211218-B	1
			Plug (button)-5/8" diameter hole	357042-S(PP2)	7to10
			Plug (button)-3/4" diameter hole	352291-S(PP3)	2
			Plug (button)-1 1/2" diameter hole	377901-S(PP14N)	2
	63/	B(71)		C3OZ 7111218-A	1
- S -					
	64/	S		C4SZ 6311218-B	1
- X -					
	60/62	X(58A, 62C, 64)	R. H.	C1DZ 6411218-A	1
	63	X(54, 62, 63, 76)	L. H.	C1DB 6411219-A	1
	60/63	X	Cover (shock absorber mounting access hole)	BAE 6412129-A	2
	60/	X(66)		C1DB 6611218-A	1
	60/	X(59, 71, 78)		C1DZ 5911218-A	1
	64/	X(54, 62, 63, 76)	R. H.	C4DZ 6211218-A	1
			L. H.	C4DZ 6211219-A	1
11228-9 FILLER - REAR FLOOR TO QUARTER PANEL					
	60	A(except 59, 71)	L. H. - Refer to Group 45416-23 in Soft Trim Section		
	63	A(54B, 62B)	R. H. - Cardboard	C3AZ 6211228-A	1
			L. H.	C3AZ 6211229-A	1
	64	A(54B, E, 62B, E)	R. H.	C4AZ 6211228-A	1
			L. H.	C4AZ 6211229-A	1
	63	A(54B, 62B)	No. 14-10 x 1" Hex. washer head screw	42154-S8 (U256)	8
	64	A(54B, E, 62B, E)			8
			1/4" Flat washer	44720-S8 (X18)	8
	62/63	B(except 71)		C2OZ 6211228-A	2
			1/4" Flat washer	44720-S8 (X18)	6
			No. 14-10 x 5/8" Hex. washer head screw	31498-S8 (U253B)	6
	64	B(except 71)	Panel board	C4OZ 6211228-A	2
			No. 14-10 x 3/4" -Truss head screw	32946-S7 (U352)	6
	64/	B, X	No. 14-10 x 3/4" Truss head screw	*359653-S8	3or6
	60/62	X(58, 64)		C0DB 6411228-B	2
	62	X(62C)			2
	63	X(54, 62, 63, 76)			2
	60/63	X(54, 58, 62, 63, 64, 76)	1/4" Flat washer	44720-S8 (X18)	6
			No. 14 - 10 x 5/8" Hex. washer head screw	31498-S8 (U253B)	6
	64	X(54, 62, 63, 76)	Panel board	C4DZ 6211228-A	1or2
11238-9 EXTENSION ASSY. - REAR FLOOR PAN TO QUARTER PANEL					
	61	A(59, 71)	R. H.	C1AZ 5911238-A	1
			L. H.	C3AZ 7111239-A	1
	63	A(71)	R. H.	C1AZ 5911238-A	1
			L. H.	C3AZ 7111239-A	1
	64	A(71)	R. H.	C4AZ 7111238-A	1
			L. H.	C4AZ 7111239-A	1
	63/64	B(71)	L. H.	C3OZ 7111239-A	1
	63/	B(71)	Plug (button)-1" dia. hole -Improvise	*377678-S	1

GROUP NUMBER	YEAR	BODY TYPE	DESCRIPTION	PART NUMBER		QTY.	
				RIGHT HAND	LEFT HAND		
11248 REINFORCEMENT ASSY. - FRONT FLOOR PAN SEAT TRACK							
	62/63	A(63C,65B,71G,H,75C,76B)	Use with either manual or power seat regulator With Bostrom seat	C2AZ 7611248-A	C2AZ 7611248-A	2	
	63	A(54B,62B)-Police Cars					2
	64	A(57C,63C,76B)	With 4 way power seat regulator	C4AZ 6311248-A	C4AZ 6311248-A	2	
	63/	X(76B)		C3DZ 7611248-A	C3DZ 7611248-A	2	
11250-1 EXTENSION - REAR FLOOR PAN TO QUARTER PANEL							
	60	A(except 59,71)	Plug (button) - 3/4" dia. hole	C0AB 6411250-B 352291-S(PP3)	C0AB 6411251-B 352291-S(PP3)	1 2	
	61	A(except 59,71)			C3AZ 6211250-A	C3AZ 6211251-A	1
	62	A(except 71)		C2AZ 6211250-A	C2AZ 6211251-A	1	
	63	A(except 71)		C3AZ 6211250-A	C3AZ 6211251-A	1	
	64	A(except 71)		C4AZ 6211250-A	C4AZ 6211251-A	1	
	62/64	B(except 71)	Plug(button)-3/4" dia. hole	C2OZ 6211250-A 352291-S(PP3)	C2OZ 6211251-A 352291-S(PP3)	1 2	
	60	S			B8S 6311250-A	*B8S 6311251-A	1
	61/63	S		C3SZ 6311250-A	C3SZ 6311251-A	1	
	64/	S		C4SZ 6311250-A	C4SZ 6311251-A	1	
	63/	A,S	Plug (button)-1" dia. hole	377678-S(PP3E)	377678-S(PP3E)	2	
11252-3 EXTENSION - REAR FLOOR PAN REAR CORNER							
	63/64	B(71)		C3OZ 7111252-A	C3OZ 7111253-A	1	
	61/63	S		C1SB 6311252-A	C1SB 6311253-A	1	
	64/	S		C4SZ 6311252-A	C4SZ 6311253-A	1	
112A54-5 RETAINER - REAR FLOOR PAN REAR CORNER COVER							
	63/64	B(71)	Paint to match	C3OZ 71112A54-A	C3OZ 71112A55-A	1	
			No.8-15 x 1" Cross recess oval head screw	52376-S13(U296)	52376-S13(U296)	18	
112A78-9 REINFORCEMENT - REAR FLOOR PAN AT LUGGAGE COMPARTMENT DOOR LIFT BRACKET							
	64/	S(76)		C4SZ 76112A78-A	C4SZ 76112A79-A	1	
11290 COVER - REAR FLOOR PAN FUEL GAUGE							
	61/63	S	No. 10 x 3/8" Binding head sheet metal screw	C1SZ 6311290-A *32917-S7	C1SZ 6311290-A *32917-S7	1 1	
GROUP NUMBER	YEAR	BODY TYPE	DESCRIPTION	PART NUMBER		QTY.	
11309 HOUSING - FUEL TANK FILLER PIPE							
	61/63	S		C1SB 6311309-A		1	
11310 HOUSING ASSY. - FUEL TANK FILLER PIPE							
	62	A(except 71)		C2AB 6211310-A		1	
	63	A(except 71)		C3AZ 6211310-A		1	
	64	A(except 71)		C4AZ 6211310-A		1	
	62/63	B(except 71)		C2OZ 6211310-A		1	
	64	B(except 71)		C4OZ 6211310-A		1	
11318 PANEL - REAR FLOOR SILL - REAR							
	60/	X(59,66,71,76)	Also refer to Group 10816	C1DZ 6611318-A		1	
11323 PANEL ASSY. - REAR FLOOR SILL - REAR							
	61	A(59,71)	Cut out for counter balance springs		C1AZ 5911323-A	1	
	62	A(71)					1
	63	A(71)					1
			Plug (button)-3/4" diameter hole		352291-S(PP3)	1	
	64	A(71)		C4AZ 7111323-A		1	
	63/	B(71)		C3OZ 7111323-A		1	
	64/	X(59,66,71,78)	Refer to Group 11318			1	
11360 PAN - REAR FLOOR - REAR							
	63/	B(71)		C3OZ 7111360-A		1	
	64/	S	Plug (button)-2 1/4" diameter hole	C6SZ 6311360-A		1	
					357216-S(PP7)		2
11368 MEMBER ASSY. - REAR FLOOR CROSS - FUEL TANK FRONT SUPPORT							
	62/	B(except 71)		C2OB 6211368-A		1	

FORD CAR PARTS

**BODY
SECTION 100**

977

GROUP NUMBER	YEAR	BODY TYPE	DESCRIPTION	PART NUMBER		QTY.
				RIGHT HAND	LEFT HAND	
11456 BRACKET - FLOOR PAN TO REAR SEAT BACK STRAINER						
	64	A(57)		C4AZ	5711456-A	2
	63/64	A(63)		C3AZ	6311456-A	2
	63/	B(65)		C3OZ	6511456-A	2
11510 SUPPORT - STOWAGE COMPARTMENT LOCK STRIKER						
	63/64	B(71)		C3OZ	7111510-A	1
			1/4"-20 x 5/8" Hex. head screw & washer assy.	43263-S8(U3)		2
	63/	B(71)	1/4" Flat washer	44719-S8(X17)		2
115A32 CYLINDER ASSY. - STOWAGE COMPARTMENT LOCK - WITH KEYS - Also Refer to Group 43505						
	63/64	B(71)	Includes retainer	C3OZ	71115A32-B	1
11550 CATCH - STOWAGE COMPARTMENT LOCK						
	63/64	B(71)		C3OZ	7111550-A	1
			5/16"-24 Hex. nut	33923-S7(M32)		1
11564 PANEL ASSY. - AUXILIARY FLOOR						
	62	A(71B, 71D, 71E)	Paint to match & refer to Group 11583 in Soft	C2AZ	7111564-A	1
	63/64	A(71B, 71E)	Trim Sections for desired cover			1
11580 PAN - AUXILIARY FLOOR						
	60/	X(66)		C0DB	6611580-A	1
	60/	X(66)	5/16"-18 x 5/8" Hex. head bolt	20326-S7(B49)		AR
			5/16" Lockwasher	34806-S7(X64)		AR
			5/16"-18 Nut & retainer assy.	379484-S2(MM207A)		AR
			5/16"-18 x 1" Screw & washer assy.	*380758-S8		4
11583 COVER - AUXILIARY FLOOR BOARD						
	60/61		Refer to Group 11488 in Soft Trim Sections			
	62/64		Refer to Group 11583 in Soft Trim Sections			
11598 COVER ASSY. - STOWAGE COMPARTMENT DOOR LOCK						
	63/	B(71)		C3OZ	7111598-A	1
			1/4"-20 x 5/8" Hex. head screw & washer assy.	43263-S8(U3)		2
			1/4" Flat washer	44719-S8(X17)		2
12000 REINFORCEMENT - REAR FLOOR FRONT RISER						
	63/	B(71)		C3OZ	7112000-A	2
12004 RISER - REAR FLOOR FRONT - Paint to Match						
	63/64	B(71)		C3OZ	7112004-A	1
	60/	X(59, 71, 78)	NOTE 1	C0DZ	5912004-BP	1
			No. 10-12 x 1/2" Cross recess pan head screw	52727-S8(U382)		14
12110 PLATE - FLOOR TRANSMISSION COVER						
	63/	B(except 71)	With 4 speed transmission	C3OZ	6512110-A	1
			1/4"-20 x 5/8" Hex. head bolt	20324-S8(B41)		10
			1/4"-20" Nut retainer	*358222-S2		10
			1/4"-20 Square nut	34129-S8(M148)		10
	63/	X	With 4 speed transmission	C3DZ	6212110-A	1
12118-9 REINFORCEMENT ASSY. - FLOOR TRANSMISSION COVER PLATE						
	63	B	With manual transmission	C3OZ	6512118-A	1
	64/	B	With manual transmission	C3OZ	6512118-B	1
12120 PLATE - FLOOR TRANSMISSION COVER ADAPTER						
	63/	X	With 4 speed transmission	C3DZ	6212120-A	1
12128 COVER ASSY. - TRANSMISSION BAND ADJUSTING ACCESS						
	60/	A, S	Plug (button)-2.41" diameter hole	374732-S(PP14)		1
12129 COVER - REAR SHOCK ABSORBER MOUNTING ACCESS HOLE						
	60/63	X		BAE	6412129-A	2
GROUP NUMBER	YEAR	BODY TYPE	DESCRIPTION	PART NUMBER		QTY.
				RIGHT HAND	LEFT HAND	
13190 RETAINER - FRONT FLOOR MAT TO SEAT TRACK						
	62	B(except 62C)	3.86" long	C2OZ	6213190-A	4
	63	B(except 65B, 71G)				4
	60/63	X(except Futura, 62C, 63C, 64C, *71B, 71D, 76B)	Cut as required			4
	64	X(except 62C, 63C-D, 76B-D)				2or4

NOTE 1 - Drill holes and add wood cleats as required when used on X(78A)

* Bucket seats

**BODY
SECTION 100**
FORD CAR PARTS

GROUP NUMBER	YEAR	BODY TYPE	DESCRIPTION	PART NUMBER		QTY.
				RIGHT HAND	LEFT HAND	
13208-9 PLATE - DOOR SCUFF						
- A -						
	60	A(54A, 58A-E-F, 71, 75A)		C0AB 5813208-A	C0AB 5813209-A	1
	60	A(59C-E, 62A, 63A, 64A-F-G-H, 76B)		C0AB 6413208-A	C0AB 6413209-A	1
	61	A(54A, 58, 71, 75A)		C1AZ 5413208-A	C1AZ 5413209-A	1
	62	A(54, 71, 75A)				1
	61	A(59, 62A, 63A, 64, 65A, 76B)		C1AZ 6213208-A	C1AZ 6213209-A	1
	62	A(62, 65, 76)				1
	63	A(54, 71, 75)		C3AZ 5413208-A	C3AZ 5413209-A	1
	64	A(54, 57, 71)				1
	63	A(62, 63, 65, 76)		C3AZ 6213208-A	C3AZ 6213209-A	1
	64	A(62, 63, 76)				1
- B -						
	62/	B(54, 71)		C3OZ 5413208-B	C3OZ 5413209-B	1
	62/	B(62, 65)		C3OZ 6213208-B	C3OZ 6213209-B	1
- S -						
	60	S		B8S 6313208-A	B8S 6313208-A	2
	61/62	S	No.8 x 3/4" Cross recess oval head screw	52360-S13(U294)	52360-S13(U294)	18
	61/63	S		C3SZ 6313208-A	C3SZ 6313208-A	2
	33	S	No. 8-18 x 3/8" Truss head screw	376378-S101(U97)	376378-S101(U97)	18
	64/	S	Inner or upper	C4SZ 6313208-D	C4SZ 6313209-D	1
	64/	S	Outer or lower	C4SZ 6313208-C	C4SZ 6313208-C	2
			No. 10-24 x 5/8" Oval head tapping screw	376490-S101(UU56B)	376490-S101(UU56B)	4
			No. 10-24 x 1" Oval head tapping screw	*376359-S101	*376359-S101	8
- X -						
	60/62	X(58A, 71)		C0DZ 5813208-C	C0DZ 5813209-C	1
	60/62	X(59A, 64, 66A, 78A)		C0DZ 6413208-C	C0DZ 6413209-C	1
	62	X(62C)				
	60/61	A, X	No.8 x 3/4" Cross recess oval head screw	52360-S13(U294)	52360-S13(U294)	8 to 16
	62	X				
	63/	X(except 54, 71, 76)		C3DZ 6213208-A	C3DZ 6213209-A	1
	63/	X(54, 71)		C3DZ 5413208-A	C3DZ 5413209-A	1
	63/	X(76)		C3DZ 7613208-A	C3DZ 7613209-A	1
			No.8-18 x 1" Oval head self tapping screw	52445-S101(U317)	52445-S101(U317)	14
	62/	A, B	No. 8-18 x 3/4" Cross recess pan hd. screw	376389-S101(UU82D)	376389-S101(UU82D)	8 or 12
	63/	X				12
13210-1 STRIP - REAR FLOOR FINISH - WHEELHOUSE - PAINT TO MATCH						
	60/61	A(59C, 71)		C0AB 5913210-AP	C0AB 5913211-AP	1
	62/64	A(71)	No. 6 x 1/2" Binding hd. sheet metal screw	32921-S8(U334)	32921-S8(U334)	12
	63/	B(71)		C3OZ 7113210-A	C3OZ 7113211-A	1
			No. 8-15 x 1" Cross recess oval hd. self	52376-S13(U296)	52376-S13(U296)	11
13218 SUPPORT OR SHIELD - WIRING - DOOR SCUFF PLATE - Cut as Required						
	62	B(62)	Front door-34.30 long	C3OZ 6213218-A	C3OZ 6213218-A	2
	62	B(54)	Front & rear door			4
	63	B	Front or rear door			2or4
	64/	B(54, 71)	Front door-25.88" long			2
	64/	S		C4SZ 6313218-A	C4SZ 6313218-A	2
13228-9 PLATE - DOOR SCUFF - REAR						
	60	A(54, 58, 71, 75)	No. 8 x 3/4" Cross recess oval hd. screw	C0AB 5813228-B	C0AB 5813229-B	1
				52360-S13(U294)	52360-S13(U294)	10
	61/62	A(54, 58, 71, 75)		C1AZ 5413228-A	C1AZ 5413229-A	1
	61	A(54, 58, 71, 75), X(58, 71)	No. 8 x 3/4" Cross recess oval hd. screw	52360-S13(U294)	52360-S13(U294)	6
	62	X(58, 71)				6
	63/64	A(54, 57, 71, 75)		C3AZ 5413228-A	C3AZ 5413229-A	1

FORD CAR PARTS

BODY SECTION 200

979

GROUP NUMBER	YEAR	BODY TYPE	DESCRIPTION	PART NUMBER		QTY.
				RIGHT HAND	LEFT HAND	
13228-9 PLATE - DOOR SCUFF - REAR - continued						
62/		A(54, 57, 71, 75)	No. 8-18 x 3/4" Cross recess pan hd. screw	376389-S101(UU82D)	376389-S101(UU82D)	6 or 8
63/		B(54, 71), X(54, 71)				6
62		B(54)	No. 8 x 3/4" Cross recess pan hd. screw	C2OZ 5413228-A	C2OZ 5413229-A	1
					376389-S101(UU82D)	376389-S101(UU82D)
63/		B(54, 71)		C3OZ 5413228-B	C3OZ 5413229-B	1
60/62		X(58, 71)		C0DB 5813228-B	★C0DB 5813229-B	1
63/		X(54, 71)		C3DZ 5413228-A	C3DZ 5413229-A	1

GROUP NUMBER	YEAR	BODY TYPE	DESCRIPTION	PART NUMBER	QTY.
--------------	------	-----------	-------------	-------------	------

20000 KIT - THUNDERBIRD SIDE SPORTS TRIM						
62		S	Service details		★	1
Consists of						
		2-C2SZ 16003-A	Moulding	2-C2SZ 6320878-A	Moulding	
		4-C2DZ 16A076-C	Retainer	4-C2SZ 6320880-B	Retainer	
		4-34657-S	Nut & washer assy.	2-C2SZ 6329038-A	Moulding	
		4-354613-S8	Screw	4-C2SZ 6329038-B	Moulding	
		4-359606-S8	Nut	22-C2DZ 6420842-A	Retainer	
1-Instruction sheet No. 704						

GROUP NUMBER	YEAR	BODY TYPE	DESCRIPTION	PART NUMBER		QTY.
				RIGHT HAND	LEFT HAND	

20124-5 DOOR ASSY. - FRONT - Less Hinges, Paint, Trim, Window Regulator, Latch and Remote Control,						
Drill Holes as required						

- A -							
62		A(54)	Filler (rubber)-at belt No. 8 x 3/8" Cross recess pan head screw	C2AZ 5420124-B	C2AZ 5420125-B	1	
					C0AB 6429888-A	C0AB 6429889-A	1
					52720-S8(U380)	52720-S8(U380)	2
62		A(65, 76)		C2AZ 6520124-A	C2AZ 6520125-A	1	
62		A(75A)		★C2AZ 7520124-B	★C2AZ 7520125-B	1	
63		A(54)		C3AZ 5420124-A	C3AZ 5420125-A	1	
63		A(62)	Bumper-on quarter panel at belt No. 8-15 x 1/2" Cross recess oval head screw	C3AZ 6220124-A	C3AZ 6220125-A	1	
					C3AZ 6223036-A	C3AZ 6223037-A	1
				52344-S13(U292)	52344-S13(U292)	2	
63		A(63, 65, 76)		C4MY 6320124-A	C4MY 6320125-A	1	
63		A(71)		C3AZ 7120124-A	C3AZ 7120125-A	1	
63		A(75)		C3AZ 7520124-A	C3AZ 7520125-A	1	
64		A(54)		C4AZ 5420124-A	C4AZ 5420125-A	1	
64		A(57)		C4AZ 5720124-A	C4AZ 5720125-A	1	
64		A(62)		C4AZ 6220124-A	C4AZ 6220125-A	1	
64		A(63, 76)		C4AZ 6320124-A	C4AZ 6320125-A	1	
64		A(71)		C4AZ 7120124-A	C4AZ 7120125-A	1	

- B -						
62		B(54)		C3OZ 5420124-B	C3OZ 5420125-B	1
63/64		B(54, 71)				1
62/64		B(54, 71)	Bumper assy. -at belt	C2OZ 5423036-A	C2OZ 5423037-A	1
62/64		B(62)		C3OZ 6220124-B	C3OZ 6220125-B	1
63/64		B(65)		C3OZ 6520124-C	C3OZ 6520125-C	1

- S -						
60		S		C0SB 6320124-D	C0SB 6320125-D	1
61		S		★C1SZ 6320124-F	★C1SZ 6320125-F	1
				NOTE 1	NOTE 2	
61/62		S		C1SZ 6320124-G	C1SZ 6320125-G	1
63		S		C3SZ 6320124-B	C3SZ 6320125-B	1
64		S		C4SZ 6320124-A	C4SZ 6320125-A	1

NOTE 1 - Replaced by 1 each of C1SZ 6320124-G & C1SZ 6321770-A

NOTE 2 - Replaced by 1 each of C1SZ 6320125-G & C1SZ 6321770-A

GROUP NUMBER	YEAR	BODY TYPE	DESCRIPTION	PART NUMBER		QTY.
				RIGHT HAND	LEFT HAND	
20124-5	DOOR ASSY. - FRONT - continued - Less Hinges, Paint, Trim, Window Regulator, Latch & Remote Control, Drill holes as required					
- X -						
	60/62	X(58A, 71)		C0DZ 5820124-Z	C0DZ 5820125-Z	1
	63	X(54, 71)				1
	60/62	X(59A, 62C, 64, 66A, 78A)		C2DZ 6420124-A	C2DZ 6420125-A	1
	63	X(59, 62, 66, 78)				1
	63	X(63, 76)		C3DZ 7620124-B	C3DZ 7620125-B	1
	64	X(54, 71)		C4DZ 5420124-B	C4DZ 5420125-B	1
	64/	X(59, 62, 66, 78)		C4DZ 6220124-B	C4DZ 6220125-B	1
	64/	X(63, 76)		C4DZ 6320124-B	C4DZ 6320125-B	1
	62	A(62, 65, 76)	Bumper-on door below belt	C2AZ 6223030-A	C2AZ 6223030-A	2
	62/64	A, B	3/8"-24 x 1 1/8" Hex. washer head screw	376215-S2(BB573A)	376215-S2(BB573A)	12
	63/	B(62, 65)	Bumper-at door lock	C2OZ 6223030-A	C2OZ 6223030-A	2
	62	B(54)	Bumper-at door lock	C2OZ 6223030-A	C2OZ 6223030-A	2
			No. 6 x 1/2" Binding head sheet metal screw	32921-S7-8(U334)	32921-S7-8(U334)	2
	62/64	B(62, 65)	Bumper assy. -at belt	C2OZ 6223036-A	C2OZ 6223037-A	1
	62/64	A	Bumper-on door	372617-S(CC24A)	372617-S(CC24A)	4
	62/64	B	On bottom of door			2
			Lower area of quarter panel			2
	62/64	A(62, 63, 65, 76)	On quarter panel			2
	61/62	S	Bumper-at door striker area	354860-S(CC6)	354860-S(CC6)	2
	63	S	Bumper-at door striker area	377781-S(CC34)	377781-S(CC34)	2
	61/63	S	Bumper-on quarter panel	372617-S(CC24A)	372617-S(CC24A)	2
	64/	S	Bumper on lower rear corner	372617-S(CC24A)	372617-S(CC24A)	2
	63/64	X(63, 76)	Bumper-upper	C3DZ 7623030-A	C3DZ 7623030-A	2
	60/64	X	Bumper	372617-S(CC24A)	372617-S(CC24A)	2or4
			Bolt-3/8"-24 x 1 1/8"Hex.	376215-S2(BB573A)	376215-S2(BB573A)	AR
20200-1	PANEL ASSY. - FRONT DOOR OUTER - REPAIR - Drill Holes as required					
- A -						
	60	A(54, 58, 71, 75)	Not replaced (12-68)	C0AB 5820200-B *	C0AB 5820201-B	1
	60	A(59, 62, 63, 64, 76)	Not replaced (2-68)	C0AB 6420200-B *	C0AB 6420201-B	1
	61/62	A(54, 58, 71, 75)		C2AZ 5420200-A	C2AZ 5420201-A	1
	61/62	A(59, 62, 63, 64, 65, 76)		C2AZ 6220200-A	C2AZ 6220201-A	1
	63	A(54, 71, 75)		C4MY 7120200-A	C4MY 7120201-A	1
	63	A(62, 63, 65, 76)		C4MY 6220200-A	C4MY 6220201-A	1
	64	A(54, 57, 71)		C4AZ 5420200-A	C4AZ 5420201-A	1
	64	A(62, 63, 76)		C4AZ 6220200-A	C4AZ 6220201-A	1
- B -						
	62/64	B(54, 71)		C3OZ 5420200-B	C3OZ 5420201-B	1
	62/64	B(62, 65)		C3OZ 6520200-B	C3OZ 6520201-B	1
- X -						
	60/63	X(54, 58, 71)		C0DZ 5820200-E	C0DZ 5820201-E	1
	60/63	X(59, 62, 64, 66, 78)		C3DZ 6220200-A	C3DZ 6220201-A	1
	63	X(63, 76)		C3DZ 7620200-B	C3DZ 7620201-B	1
	64/	X(54, 71)		C4DZ 5420200-B	C4DZ 5420201-B	1
	64/	X(except 54, 71)		C4DZ 6220200-A	C4DZ 6220201-A	1
20206-7	PANEL - DOOR OUTSIDE FINISH - Anodized Aluminum					
	62	A(54A, 71B, C, 75A)	Paint to match	C2AZ 5420206-A	C2AZ 5420206-A	2
	62	A(62A, 65, 76)	Paint to match	C2AZ 6220206-A	C2AZ 6220207-A	1
	62	B(54B)		C2OB 5420206-A	C2OB 5420207-A	1
	62	B(62B, 62C)		C2OB 6220206-A	C2OB 6220207-A	1
	63	B(54B, 71B)	White - Paint to match	C3OZ 5420206-A	C3OZ 5420207-A	1
	63	B(62B, 65)	White - Paint to match	C3OZ 6220206-A	C3OZ 6220207-A	1
202A32	BUTTON - FRONT DOOR WIRE OPENING PLUG					
	61		Without power windows	★	★	2

FORD CAR PARTS

BODY SECTION 200

981

GROUP NUMBER	YEAR	BODY TYPE	DESCRIPTION	PART NUMBER		QTY.
				RIGHT HAND	LEFT HAND	
202A46-7 REINFORCEMENT - FRONT DOOR INSIDE PANEL AT WINDOW REGULATOR						
	63/64	A	"From 6/3/63"	R. H. -Used with power-lift windows	C3AZ 62202A46-A	1
				L. H.	C3AZ 62202A47-A	1
				5/16"-24 x .62" Hex. head screw & washer assy.	359605-S8(BB590)	4
				5/16"-24 Locknut	34393-S7(M98)	4
				No. 10-12 x 1/2" Hex. washer head screw	42127-S7-8(U248C)	4

20318 SHIELD - DOOR and QUARTER TRIM WATER						
	60/	A(59, 71)		28" x 54"-Quarter or tail gate-Cut as required	C0AB 6420318-C	AR
	60/	A, B, S, X		Cut as required		AR

20348-9 PLATE - DOOR VENTILATING WINDOW ACCESS HOLE COVER						
	63/	B(65)		R. H. -Mounting access opening	C3OZ 6520348-A	1
				L. H.	C3OZ 6520349-A	1
	63	B(65)		"Fairlane 500"-Regulator access opening-	C3OZ 6520348-B	2
	64/	B(65A)		Includes attaching parts		
	64/	B(65B)		"Sports Coupe" - Includes attaching parts	C4OZ 6520348-A	2
	64	X(63C, D, 76B, D)		"Sprint"-Includes attaching parts	C4DZ 6320348-A	2
	64	X(54B, 62B, 63, 76)		"Futura" - Includes attaching parts	C4DZ 6220348-A	2

20360-3 CAP - DOOR BELT BREAKOVER						
	60	S		R. H. -Front-includes attaching parts	★C0SB 6320360-C	1
				L. H.	★C0SB 6320361-C	1
	60	S		R. H. -Rear-includes attaching parts	C0SB 6320362-B	1
				L. H.	C0SB 6320363-B	1
	61/63	S		R. H. -Front-Chrome	C1SZ 6320360-B	1
				L. H.	C1SZ 6320361-B	1
	61/63	S		R. H. -Rear-Chrome	C2SZ 6320362-A	1
				L. H.	C2SZ 6320363-A	1
	64/	S		R. H. - Front	C4SZ 6320360-B	1
				L. H.	C4SZ 6320361-B	1
	60/	S		No. 8 x 3/8" Cross recess pan head screw	52720-S8(U380)	4
				No. 8 x 5/8" Cross recess oval head screw	★52926-S13	2or6
	64/	S		Rear-Refer to Group 20572-3		

20402-3 RAIL - FRONT DOOR OUTSIDE FINISH - LOWER						
	60	A(71G)		R. H.	★C0AB 7120402-A	1
				L. H.	★C0AB 7120403-A	1
				Fastener	B9AB 7150108-E	6
				No. 10-32 x 1 1/4" Cross recess pan head screw	★50564-S8	6
				Retainer (cap)	358403-S2 (GG54)	6
				Cap	358404-S(DD1)	6
	61	A(71C, J)		Refer to Group 20868-9		
	62/	A(71A, E), X(71B, C)				

GROUP NUMBER	YEAR	BODY TYPE	DESCRIPTION	PART NUMBER		QTY.
				RIGHT HAND	LEFT HAND	

20492-3 MOULDING - FRONT DOOR OUTSIDE - TOP							
- A -							
	60/61	A(54A, 58A, 71E, F, G, J)			C0AB 5820492-A	C0AB 5820493-A	1
	62	A(54, 71A, B, C, E)					1
	63	A(54A, 71)					1
	64	A(54A)					1
	60/61	A(62A, 64)			C0AB 6420492-B	C0AB 6420493-B	1
	62	A(62)					1
	63/64	A(62A)					1
	64	A(71)			C4AZ 7120492-A	C4AZ 7120493-A	1

- B -							
	62	B(54B)			C2OZ 5420492-A	C2OZ 5420493-A	1
	63	B(54B, 71B, E)					1
	64/	B(54B, 71B)					1
	62	B(62B, C)			C2OZ 6220492-A	C2OZ 6220493-A	1
	63/	B(62B)					1

GROUP NUMBER	YEAR	BODY TYPE	DESCRIPTION	PART NUMBER		QTY.
				RIGHT HAND	LEFT HAND	
20530-1 WEATHERSTRIP ASSY - DOOR OPENING - OUTER						
- A -						
60		A(54, 58, 71)		C0AB 5820530-A	C0AB 5820531-A	1
60		A(59, 62, 64)		C0AB 6420530-A	C0AB 6420531-A	1
60		A(63)		C0AB 6320530-B	C0AB 6320531-B	1
61		A(54, 58, 71)		CIAB 5420530-A	CIAB 5420531-A	1
61		A(59, 62, 64)		CIAZ 6220530-A	CIAZ 6220531-A	1
61		A(63)		CIAB 6320530-A	CIAB 6320531-A	1
61		A(65)		CIAB 6520530-A	CIAB 6520531-A	1
61		A(75)		CIAB 7520530-A	CIAB 7520531-A	1
61		A(76)		CIAB 7620530-A	CIAB 7620531-A	1
62		A(54, 71)		C2AZ 5420530-A	C2AZ 5420531-A	1
62		A(62)		C2AZ 6220530-A	C2AZ 6220531-A	1
62		A(65)		C2AZ 6520530-A	C2AZ 6520531-A	1
62		A(75)		C2AZ 7520530-A	C2AZ 7520531-A	1
62		A(76)		C2AZ 7620530-A	C2AZ 7620531-A	1
63		A(65)		C3AZ 6520530-A	C3AZ 6520531-A	1
63		A(75)		C3AZ 7520530-A	C3AZ 7520531-A	1
63/64		A(54, 71)		C3AZ 5420530-A	C3AZ 5420531-A	1
63/64		A(62)		C3AZ 6220530-A	C3AZ 6220531-A	1
63/64		A(63, 76)		C3AZ 7620530-B	C3AZ 7620531-B	1
64		A(57)		C4AZ 5720530-A	C4AZ 5720531-A	1
62/64		A(63, 76)	No. 8-32 x 1/4" Cross recess pan head screw	*50502-S8	*50502-S8	2
62/64		A(63, 65, 75, 76)	No. 8-32 x 1/4" Fill. head screw	31032-S8(U47)	31032-S8(U47)	2
62		A(75)	No. 8-15 x 1/2" Cross recess flat head screw	52012-S8(U202)	52012-S8(U202)	4
64		A(57)				4
60/64		A	No. 8 x 1/2" Cross recess pan head screw	52726-S13(U381)	52726-S13(U381)	2to6
62/64		A	5/16" Plug	375547-S(PP14E)	375547-S(PP14E)	22or28
- B -						
62/64		B(54, 71)		C3OZ 5420530-A	C3OZ 5420531-A	1
62/64		B(62)		C3OZ 6220530-A	C3OZ 6220531-A	1
63/64		B(65)		C3OZ 6520530-B	C3OZ 6520531-B	1
62/64		B	5/16" Plug	375547-S(PP14E)	375547-S(PP14E)	20or24
- S -						
60		S		B8S 6320530-A	B8S 6320531-A	1
			No. 6-32 x 5/8" Cross recess pan head screw	*50506-S8	*50506-S8	2
61/62		S	"Before 4/2/62"	C2SZ 6320530-A	C2SZ 6320531-A	1
62		S	"From 4/2/62"	C2SZ 6320530-B	C2SZ 6320531-B	1
63		S		C3SZ 6320530-A	C3SZ 6320531-A	1
			No. 8 x 1/4" Cross recess pan head screw	*50502-S8	*50502-S8	2
			No. 8 x 3/8" Cross recess pan head screw	52720-S8(U380)	52720-S8(U380)	4
64/		S		C4SZ 6320530-C	C4SZ 6320531-C	1
			5/16" Plug	375547-S(PP14E)	375547-S(PP14E)	44
- X -						
60/62		X(58A, 71)		C2DZ 5820530-A	C2DZ 5820531-A	1
63		X(54, 71)				1
60/62		X(59A, 64, 66A, 78A)		C2DZ 6420530-A	C2DZ 6420531-A	1
62		X(62C)				1
63		X(59, 62, 66, 78)				1
63		X(63, 76)		C3DZ 7620530-B	C3DZ 7620531-B	1
64		X(54, 71)		+C4DZ 5420530-A	+C4DZ 5420531-A	1
64		X(63, 76)		+C4DZ 6220530-A	+C4DZ 6220531-A	1
64		X(63, 76)		+C4DZ 6320530-A	+C4DZ 6320531-A	1
64/		X(54, 71)		+C4DZ 5420530-B	+C4DZ 5420531-B	1
64/		X(59, 62, 66, 78)		+C4DZ 6220530-B	+C4DZ 6220531-B	1
64/		X(63, 76)		+C4DZ 6320530-B	+C4DZ 6320531-B	1
64/		X	5/16" Plug	375547-S(PP14E)	375547-S(PP14E)	20or26

† Retainer Embedded in bottom section of Weatherstrip

† Used on Units with Retainer Welded to Door Bottom

FORD CAR PARTS

**BODY
SECTION 200**

983

GROUP NUMBER	YEAR	BODY TYPE	DESCRIPTION	PART NUMBER		QTY.
				RIGHT HAND	LEFT HAND	
20568-9 SEAL ASSY. - DOOR FRONT AT BELT - INNER						
	61/64	A	Cut as required for out-side mirror installation	C3AZ 6220568-A	C3AZ 6220569-A	1
20572-3 RETAINER - DOOR REAR WEATHERSTRIP AT BELT						
	64/	S	Includes attaching parts	C4SZ 6320572-A	C4SZ 6320573-A	1
20580-1 WEATHERSTRIP - DOOR FRONT AT BELT - INNER						
	60	S	Cut as required	B7A 7020580-A	*B7A 7020581-A	1
			No. 6 x 1/2" Binding head sheet metal screw	32921-S7-8(U334)	32921-S7-8(U334)	2or4
GROUP NUMBER	YEAR	BODY TYPE	DESCRIPTION	PART NUMBER		QTY.
20700 SEAL ASSY. - DOOR and TAIL GATE INNER PANEL BOTTOM DRAIN						
	63/	A, B, S, X	Front door	C3AZ 6220700-B		4or6
	63/	A, B, X	Rear door			4
	63/	A(71), B(71)	Tail gate			2or3
20712 RETAINER - DOOR BOTTOM WEATHERSTRIP						
	60/64	X	Cut as required	C0DB 6420712-A		2
20722-3 RAIL - FRONT DOOR OUTSIDE FINISH-CENTER-INCLUDES ATTACHING PARTS						
	64	A(71A, 71E)	R. H.	C4AZ 7120722-A		1
			L. H.	C4AZ 7120723-A		1
20748 TRANSFER - GRAINING						
- A -						
	60	A(71G)	Mahogany grain-cut as required-sheet 18" x 60"	C0AB 7120748-A		AR
	61	A(71G, 71J)	Mahogany grain (body side)-cut as required - sheet 64 1/2" x 17"	C1AB 7120748-A		AR
	61	A(71G, 71J)	Mahogany grain (tail gate)-cut as required - sheet 60" x 5 1/2"	C1AB 7120748-B		AR
	62	A(71A, 71E)	Walnut grain (body side)-cut as required-sheet 60" x 17 1/2"	C2AB 7120748-A		AR
	62	A(71A, 71E)	Walnut grain(tail gate)-cut as required-sheet 60"x6"	C2AB 7120748-B		AR
	63	A(71A, 71E, 71G, 71H)	Walnut grain (body side)-cut as required-sheet 62 1/2" x 16 1/2"	C3AZ 7120748-A		AR
	63	A(71A, 71E, 71G, 71H)	Tail gate-Refer to Group 40722-3			
	64	A(71A, 71E)"Before 12/27/63"	Light Walnut grain-cut as required -sheet 64 3/8" x 12"	C4AZ 7120748-A		AR
	64/	A(71A, 71E)"From 12/27/63"	Dark Walnut grain-cut as required-sheet 64 3/8" x 12"	C4AZ 7120748-B		AR
- B -						
	63	B(71E, G)	Walnut grain-cut as required-sheet 62 1/2" x 16 1/2"	C3OZ 7120748-A		AR
	63	B(71E, G)	Tail gate-Refer to Group 40722-3			
- X -						
	62	X(71B)	Walnut grain-cut as required-sheet 60" x 13 1/2"	C2DZ 7120748-A		AR
	63	X(71C, D)				
	64/	X(71C)	Light Walnut grain-cut as required-sheet 64 3/8" x 12"	C4AZ 7120748-A		AR
	60/		Water soluble transfer solution	M 5412-A		AR
			Bonding coat	M 4584		AR
20768-9 SHIELD ASSY. - DOOR WIRING						
	60	S	R. H.	B5S 4020768-A		1
	61/	S	L. H. -not replaced(12-68) Refer to Group 20770	*B5S 4020769-A		1
20770 SHIELD - DOOR WIRING						
	60/63	A		B7A 7020770-A		2
	60/64	A(54, 58, 71, 75)	Rear Door-Refer to Group 24784-5			
	64/	A	Front Door-Refer to Chassis Group 14A099			
	60	S	Refer to Group 20768-9			
	61/62	S		*C1SB 6320770-A		2
	63	S		C3SZ 6320770-A		2
	64/	S	Includes attaching parts	C4SZ 6320770-A		2
	60/63	A, S	No. 10 x 5/8" Hex. head self tapping screw	42014-S8(U240)		4

GROUP NUMBER	YEAR	BODY TYPE	DESCRIPTION	PART NUMBER		QTY.	
				RIGHT HAND	LEFT HAND		
20802-3 ORNAMENT - DOOR TRIM PANEL							
	64/	S(63B)	Includes attaching parts	C4SZ	6320802-A	2	
20807 FASTENER - DOOR INNER PANEL BOTTOM DRAIN SEAL							
	61/62	A		C1AB	6220807-A	8 to 36	
	61/	S				4 to 12	
	61/	X(59, 71, 78)				4	
	63	X(59, 71, 78)	Tail gate weatherstrip at top			4	
	63	A(71), B				2or4	
	64	A(71)	Back window glass run to tail gate			4	
20842 RETAINER ASSY. - DOOR OUTSIDE UPPER MOULDING							
	60	A	"From 4/18/60" Front door	C0AB	6420842-C	4	
	60	A(54A, 58A, E, F, 71, 75A)	Rear door			4	
			"From 4/18/60"				
	62	X(62C, 64C)	Door	C2DZ	6420842-A	10	
	62	X(62C, 64C)	Quarter			14	
	62	S	Front fender			6	
	62	S	Door			8	
	62	S	Quarter			8	
	64	A(except 71A, 71E)				AR	
	64/	S	Front fender			8	
	64/	S	Door			12	
	64/	S	Quarter			15	
20846-7 MOULDING - FRONT DOOR WINDOW FRAME OUTSIDE - TOP							
	60/62	X(58A, 71)	R. H.	C0DB	5820846-C	1	
	63/64	X(54A, B, D, 71B, C, D)				1	
			L. H.	C0DB	5820847-C	1	
	60/62	X(59A, 64, 66A, 78A)	R. H.	C0DB	6420846-D	1	
	62	X(62C)				1	
	63	X(59B, 62A, B, C, 66, 78)				1	
	64	X(62B, D, 66B, 78B)				1	
			L. H.	C0DB	6420847-D	1	
20850 RETAINER ASSY. - DOOR OUTSIDE UPPER MOULDING							
	64	X(63)	"Before 5/1/64" Refer to Group 40248				
	64/	X(63)	"From 5/1/64" Back belt outside moulding	C2MY	6220850-A	6	
GROUP NUMBER	YEAR	BODY TYPE	DESCRIPTION	PART NUMBER		QTY.	
				RIGHT HAND	LEFT HAND		
20868-9 RAIL - FRONT DOOR OUTSIDE FINISH - LOWER - INCLUDES ATTACHING PARTS							
- A -							
	60	A(71G)	Refer to Group 20402-3				
	61	A(71G, J)		C1AZ	7120868-A	C1AZ 7120869-A	1
			No. 10-32 x .62" Pan head screw & washer assy.	373703-S7(BB647K)	373703-S7(BB647K)	2	
			No. 10-32 x 1 1/4" Panhd. screw & washer assy.	373702-S7(BB647L)	373702-S7(BB647L)	4	
			Cap	358404-S(DD1)	358404-S(DD1)	6	
			No. 10-32 Nut (tee)	373181-S40(MM216)	373181-S40(MM216)	2	
			Fastener assy.	C1AZ 71290B32-A	C1AZ 71290B32-A	4	
	62	A(71A, E)		C2AZ	7120868-B	C2AZ 7120869-B	1
	63	A(71A, E, G, H)		C3AZ	7120868-A	C3AZ 7120869-A	1
	64	A(71A, E)		C4AZ	7120868-A	C4AZ 7120869-A	1
- B -							
	63	B(71E, 71G)		C3OZ	7120868-A	C3OZ 7120869-A	1
- X -							
	62	X(71B)		C3DZ	7120868-A	C3DZ 7120869-A	1
	63	X(71C, 71D)				1	
	64	X(71C)		C4DZ	7120868-A	C4DZ 7120869-A	1
20878-9 MOULDING - FRONT DOOR OUTSIDE - LOWER - INCLUDES ATTACHING PARTS							
- A -							
	63	A(54A, 54B, 71B, 71C, 75)		C3AZ	5420878-A	C3AZ 5420879-A	1
	63	A(62A, 62B, 63, 65, 76)		C3AZ	6220878-A	C3AZ 6220879-A	1
	64	A(54, 57, 71B, 71C)		C4AZ	5420878-A	C4AZ 5420878-A	2
	64	A(62, 63, 76)		C4AZ	6220878-A	C4AZ 6220878-A	2

FORD CAR PARTS

BODY SECTION 200

985

GROUP NUMBER	YEAR	BODY TYPE	DESCRIPTION	PART NUMBER		QTY.
				RIGHT HAND	LEFT HAND	
20878-9 MOULDING - FRONT DOOR OUTSIDE - LOWER - INCLUDES ATTACHING PARTS - continued						
- B -						
	62	B(54B)		C2OB 5420878-A	C2OB 5420878-A	2
	62	B(62B, 62C)		C2OB 6220878-A	C2OB 6220878-A	2
	63	B(54B, 71B)		C3OZ 5420878-A	C3OZ 5420878-A	4
	63	B(62B, 65)		C3OZ 6220878-A	C3OZ 6220878-A	4
- S -						
	62	S		C2SZ 6320878-A	C2SZ 6320878-A	2
- X -						
	64	X(54B)		C4DZ 5420878-A	C4DZ 5420879-A	1
	64	X(62B, 63, 66B, 66H, 76)		C4DZ 6220878-A	C4DZ 6220879-A	1
GROUP NUMBER	YEAR	BODY TYPE	DESCRIPTION	PART NUMBER		QTY.
20880-4 RETAINER ASSY. - DOOR OUTSIDE MOULDING						
- A -						
	61	A(54A, 62A, 63A, 65A, 71E, 71F, 75A, 76B)	Front door-rear	C1AB 5420880-B		2
	61	A(54A, 71E, 71F, 75A)	Rear door-rear			2
	61	A(54A, 62A, 63A, 65A, 71E, 71F, 75A, 76B)	Front door-front	C1AB 5420884-A		2
	63	A(except 54E, 62E, 71A, 71E, 71G, 71H)	Lower moulding-front	C3AZ 6220884-D		2
	63	A(except 54E, 62E, 71A, 71E, 71G, 71H)	Upper moulding-front	C3AZ 6220884-C		2
			Front fender	C3AZ 16A076-C		2
	64	A(54B, 62B)	Front fender	C4AZ 6220880-A		2
	64	A(62A, 63, 76)	Front door			2
	64	A(54A, 57, 71B, 71C)	Rear door			2
	64	A(54A, 57B, 62A, 63, 71B, 71C, 76)	Quarter			4to8
	64	A(54A, 57, 62A, 63, 71B, 71C, 76)	Front door moulding-front	C4AZ 6220884-A		2
	64	A(54A, 57, 62A, 63, 71B, 71C, 76)	Front door	C4AZ 6220884-B		4
- B -						
	62	B		C2OZ 6220884-A		2or4
	63	B(54B, 62B, 65, 71B)- "Before 11/1/62"	Front door lower moulding			4
	63	B(54B, 71B)-"Before 11/1/62"	Rear door lower moulding			4
	64	B(54A, 62A, 71D)	Front door moulding-front Front fender-rear	C4OZ 6220884-A		4 2
	64	B(54B, 62B, 65, 71B)	Front door moulding-front	C4OZ 6220884-B		2
	64	B(54B, 62B, 65, 71B)	Front door moulding-rear	C4OZ 6220880-A		2
	63	B(54B, 62B, 65, 71B) " From 11/1/62"	Front fender	C3OZ 6220884-A		8
	63	B(54B, 62B, 65, 71B) " From 11/1/62"	Front door			4
	63	B(54B, 71B) " From 11/1/62"	Rear door			4
	63	B(62B, 65, 71B) " From 11/1/62"	Quarter			4or10
	63	B(54B, 62B, 65, 71B)	Front door belt moulding	C2SZ 6320880-B		4
	63	B(54B, 71B)	Rear door belt moulding			4
- S -						
	62	S		C2SZ 6320880-B		4
- X -						
	63	X(54A, 59B, 62A, 71B)	Front fender	C3DZ 6220884-A		2
	63	X(54A, 71B)	Rear door			2
	64	X(54B, 62B, C, 63, 66B, H, 76)	Front door	C2SZ 6320880-B		4
	64	X(54B)	Rear door			4
	64/	X(66H)	Front fender	C3OZ 6220884-A		10
	64/	X(66H)	Front door			4
	64/	X(66H)	Quarter			8
	64/	X(66H)	Front door	C2SZ 6320880-B		4

**BODY
SECTION 200**
FORD CAR PARTS

GROUP NUMBER	YEAR	BODY TYPE	DESCRIPTION	PART NUMBER		QTY.
				RIGHT HAND	LEFT HAND	
20904-5 MOULDING ASSY. - FRONT DOOR WINDOW GARNISH - Paint to match. Drill holes as required						
60/62	A(59)		NOTE 2	*COAB 6420904-AP	*COAB 6420905-AP	1
60/62	A		No. 8 x 3/4" Cross recess oval head screw	52360-S13(U294)	52360-S13(U294)	4
			No. 8 x 1 1/2" Cross recess oval head screw	52388-S13(U298)	52388-S13(U298)	4
63	A(54A, 71A, E, G, H, 75)		Textured steel-Paint with desired interior color- NOTE 1	C3AZ 5420904-B	C3AZ 5420905-B	1
63	A(54B, E, 71B, C)		NOTE 3	C3AZ 5420904-A	C3AZ 5420905-A	1
63	A(62A)		Textured steel-Paint with desired interior color- NOTE 1	C3AZ 6220904-B	C3AZ 6220905-B	1
63	A(62B, E)		NOTE 3	C3AZ 6220904-A	C3AZ 6220905-A	1
63	A(63B, 76)		Textured steel-Paint with desired interior color- NOTE 1	C3AZ 7620904-A	C3AZ 6220905-B	1
63	A(65)		Textured steel-Paint with desired interior color- NOTE 1	C3AZ 6520904-A	C3AZ 6520905-A	1
63	A		No. 8-15 x 7/8" Cross recess oval trim hd. screw	53049-S13(U281)	53049-S13(U281)	4
20910 KIT - MOULDING - DOOR OUTSIDE REAR EDGE						
64/	S				C4SZ 6320910-A	1
20920-1 MOULDING ASSY. - DOOR TRIM - REAR						
63	A(63C, 65B, 76B)		Lower rear	C3AZ 6520920-A	C3AZ 6520921-A	1
63	A(75C)		Lower rear	C3AZ 7520920-A	C3AZ 7520921-A	1
64	A(57C)			C4AZ 5720920-A	C4AZ 5720921-A	1
64	A(63C, 76B)			C4AZ 6320920-A	C4AZ 6320921-A	1
20922 SPACER - DOOR WINDOW GARNISH MOULDING						
60/	A		Front door	COAB 6420922-A	COAB 6420922-A	4
60/61	A(54A, 58A, 58E, 58F, 71, 75A)		Rear door			4
62/	A(54, 71, 75)		Rear door			4
60	S		Front door	*B9S 6320922-A	*B9S 6320922-A	2
			No. 6 x 1/2" Binding head screw	32921-S8(U334)	32921-S8(U334)	2
20932-3 MOULDING - FRONT DOOR OUTSIDE UPPER - INCLUDES ATTACHING PARTS						
- A -						
60	A(54A, 58A, 58E, 58F, 71, 75A)			COAB 5820932-B	COAB 5820933-B	1
60	A(59C, 59E, 62A, 63A, 64A, 64F, 64G, 64H, 76B)			COAB 6420932-C	COAB 6420933-C	1
63	A(54A, 71B, 71C, 75)			C3AZ 5420932-A	C3AZ 5420933-A	1
63	A(62A, 63, 65, 76)			C3AZ 6220932-A	C3AZ 6220933-A	1
- S -						
61/63	S			C1SZ 6320932-A	C1SZ 6320933-A	1
- X -						
61	X(58A, 71A)			C0DB 5820932-A	C0DB 5820932-A	2
61	X(59A, 64A)-except "Futura"	Upper and lower		C0DB 6420932-A	C0DB 6420932-A	4
64	X(54B)			C4DZ 5420932-A	C4DZ 5420933-A	1
64	X(62B, 63, 66B, 66H, 76)			C4DZ 6220932-A	C4DZ 6220933-A	1
20934-5 MOULDING - DOOR OUTSIDE PANEL - AT BELT - INCLUDES WEATHERSTRIP & ATTACHING PARTS						
64	A(54A, 54B, 54E)		NOTE 4	C4AZ 5420934-A	C4AZ 5420935-A	1
64	A(62A, 62B, 62E)		NOTE 5	C4AZ 6220934-A	C4AZ 6220935-A	1
64	A(57)			C4AZ 5720934-A	C4AZ 5720935-A	1
64	A(63, 76)			C4AZ 6320934-A	C4AZ 6320935-A	1

NOTE 1 - Includes Ornament and Weatherstrip

NOTE 2 - For Trade Mark Plate Assy. - Refer to Group 017A06 and drill holes as required

NOTE 3 - Includes Weatherstrip but not Ornament

NOTE 4 - Used on Body Type A (54E) with bright belt moulding from 1/2/64

NOTE 5 - Used on Body Type A(62E) with bright belt moulding from 1/2/64

FORD CAR PARTS

**BODY
SECTION 200**

987

GROUP NUMBER	YEAR	BODY TYPE	DESCRIPTION	PART NUMBER		QTY.
				RIGHT HAND	LEFT HAND	
20938-9 MOULDING - DOOR - OUTSIDE - INCLUDES ATTACHING PARTS						
- A -						
60		A(54A, 71E, 71F, 75A)		C0AB 5820938-B	C0AB 5820939-B	1
60		A(62A, 63A, 76B)		C0AB 6420938-A	C0AB 6420939-A	1
61		A(54A, 71E, 71F, 75A)		C1AB 5420938-A	C1AB 5420939-A	1
61		A(58A)		C1AB 5820938-A	C1AB 5820938-A	2
61		A(62A, 63A, 65A, 76B)		C1AB 6220938-A	C1AB 6220939-A	1
61		A(64)		C1AB 6420938-A	C1AB 6420938-A	2
62		A(54, 71B, 71C, 71D, 75A)		C2AB 5420938-A	C2AB 5420938-A	2
62		A(62, 65, 76)		C2AZ 6220938-A	C2AZ 6220939-A	1
63		A	Refer to Group 20878			
64		A(54A, 57, 71B, 71C)		C4AZ 5420938-A	C4AZ 5420939-A	1
64		A(54B, 62B)		C4AZ 6220938-A	C4AZ 6220938-A	2
64		A(62A, 63, 76)		C4AZ 6220938-B	C4AZ 6220939-B	1
- B -						
62		B(54)		C2OB 5420938-A	C2OB 5420939-A	1
62		B(62)		C2OB 6220938-A	C2OB 6220939-A	1
63		B(54A, 71D)		C3OZ 5420938-A	C3OZ 5420938-A	2
63		B(62A)		C3OZ 6220938-A	C3OZ 6220938-A	2
64		B(54A, 71D)		C4OZ 5420938-A	C4OZ 5420939-A	1
64		B(54B, 71B)	White	C4OZ 5420938-B	C4OZ 5420939-B	1
64		B(54B, 71B)	Red	C4OZ 5420938-C	C4OZ 5420939-C	1
64		B(54B, 71B)	Black	C4OZ 5420938-D	C4OZ 5420939-D	1
64		B(62A)		C4OZ 6220938-A	C4OZ 6220939-A	1
64		B(62B, 65)	White	C4OZ 6220938-B	C4OZ 6220939-B	1
64		B(62B, 65)	Red	C4OZ 6220938-C	C4OZ 6220939-C	1
64		B(62B, 65)	Black	C4OZ 6220938-D	C4OZ 6220939-D	1
- S -						
64/		S		C4SZ 6320938-A	C4SZ 6320938-A	2
- X -						
61		X(58A, 71A)	Lower	C0DB 5820938-A	C0DB 5820938-A	2
62		X(58A, 71A)		C2DZ 5820938-A	C2DZ 5820939-A	1
62		X(59A, 64A)		C2DZ 6420938-B	C2DZ 6420939-B	1
62		X(62C, 64C) - "Futura"	5/8" wide	C2DZ 6420938-A	C2DZ 6420938-A	2
63		X(54A, 71B)		C3DZ 5420938-A	C3DZ 5420938-A	2
63		X(54B)	White-paint Blue or Black as required	C3DZ 5420938-B	C3DZ 5420938-B	2
63		X(59B, 62A)		C3DZ 6220938-A	C3DZ 6220938-A	2
63		X(62B, 62C, 63, 76) - except "Sprint"	White-paint Black or Red as required	C3DZ 6220938-C	C3DZ 6220938-C	2
63		X(63C, 76B) - "Sprint"		C3DZ 6320938-A	C3DZ 6320938-A	2
64		X(54D, 71B)		C4DZ 5420938-A	C4DZ 5420939-A	1
64		X(62D, 66B, 78B)		C4DZ 6220938-A	C4DZ 6220938-A	2
20956-7 MOULDING AND RETAINER ASSY. - FRONT DOOR TRIM - LOWER						
61/63		S	Center front	C1SZ 6320956-A	C1SZ 6320957-A	1
63		S(63B)		C3SZ 6320956-A	C3SZ 6320956-A	2
64/		S		C4SZ 6320956-A	C4SZ 6320956-A	2
20960-1 RAIL - FRONT DOOR OUTSIDE FINISH - UPPER						
- A -						
61		A(71G, J)	Including attaching parts	C1AZ 7120960-A	C1AZ 7120961-A	1
62		A(71A, E)	Includes attaching parts	C2AZ 7120960-B	C2AZ 7120961-B	1
63		A(71A, E)		C3AZ 7120960-A	C3AZ 7120961-A	1
64		A(71A, E)	Includes attaching parts	C4AZ 7120960-A	C4AZ 7120961-A	1
- B -						
63		B(71E, G)	Includes attaching parts	C3OZ 7120960-A	C3OZ 7120961-A	1
- X -						
62		X(71B)	Includes attaching parts	C3DZ 7120960-A	C3DZ 7120961-A	1
63		X(71C, D)				1
64		X(71C)	Includes attaching parts	C4DZ 7120960-A	C4DZ 7120961-A	1
20966-7 PLATE - FRONT DOOR OUTSIDE HANDLE FINISH						
63		A(except 54B, 62B, 71A, E, G, H)	Aluminum	C3AZ 6220966-A	C3AZ 6220967-A	1
63		A(71A, E, G, H)	Maple grain	C3AZ 7120966-A	C3AZ 7120967-A	2
64		A(71A, E)	Maple grain	C4AZ 7120966-A	C4AZ 7120967-A	2

GROUP NUMBER	YEAR	BODY TYPE	DESCRIPTION	PART NUMBER		QTY.
				RIGHT HAND	LEFT HAND	
20968-9 MOULDING - DOOR TRIM - FRONT						
	63	A(63C, 65B, 75C, 76B)		C3AZ 6520968-A	C3AZ 6520969-A	1
	64	A(57C, 63C, 76B)		C4AZ 6320968-A	C4AZ 6320969-A	1
20970-1 MOULDING - DOOR TRIM - CENTER						
	62	A(65B, 76B)			C2AZ 7620970-A	2
	63	A(63C, 65B, 76B)				2
	63	A(75C)			C3AZ 7520970-A	2
20978 PLATE - DOOR or QUARTER OUTSIDE NAME - UPPER						
	60	S	"Thunderbird"		C0SB 6320978-A	2
			1/8" Self-threading nut & washer assy.		370713-S100(MM292)	14
	62	A(71A, E)	"Country Squire"-Includes attaching parts		C2AZ 7120978-A	2
			1/8" Nut (sleeve)		375890-S100(MM222A)	10
20980-1 ORNAMENT - DOOR - OUTSIDE						
	63	S	R. H. -Includes attaching parts		C3SZ 6320980-A	3
			L. H.		C3SZ 6320981-A	3
20982-3 MOULDING - DOOR OUTSIDE REAR - UPPER						
- A -						
	60/64	A(54, 58)		C2AZ 5420982-A	C2AZ 5420983-A	1
	60/64	A(62, 64)		C2AZ 6220982-A	C2AZ 6220983-A	1
	60/64	A(71)		C2AZ 7120982-A	C2AZ 7120983-A	1
- B -						
	62	B(54B, 62B, C)	Front door window	C2YB 6220982-A	C2YB 6220983-A	1
	63	B(54B, 62B, 71B)	frame-rear			1
	64	B(54B, 62B, 71B, E)				1
- X -						
	60/62	X(58A, 71)	Front door window	C0DB 5820982-B	C0DB 5820983-B	1
	63/64	X(54A, B, D, 71B, C, D)	frame-rear			1
	60/62	X(58A, 71)	Rear door window	C0DB 5820983-B	C0DB 5820982-B	1
	63/64	X(54A, B, D, 71B, C, D)	frame-front			1
	60/62	X(59A, 64, 66A, 78A)	Window frame	C0DB 6420982-B	C0DB 6420983-B	1
	62	X(62C)				1
	63	X(59B, 62A, B, C, 66, 78)				1
	64	X(62B, D, 64D, 66B, 78B)				1
21016 ORNAMENT - DOOR WINDOW GARNISH						
	63	A(54A, 62A, 63B, 65A, 71A, 71E, 75A, 76A)	Front door	C3AZ 6221016-A	C3AZ 6221016-A	2
	63	A(54A, 71A, 71E, 75A)	Rear door			2
	63	A(62A, 63B, 65A)	Quarter			2
21020 RETAINER - DOOR LOWER MOULDING - OUTSIDE						
	63	A(except 71A, 71E, 71G, 71H)		C3AZ 6221020-A	C3AZ 6221020-A	2
21032-3 RETAINER - FRONT and REAR DOOR TRIM PANEL						
	63	A(54, 71, 75)	Trim panel	C3AZ 5421032-A	C3AZ 5421033-A	1
	64	A(54, 57, 71)				1
	63	A(62, 63, 65, 76)	Trim panel	C3AZ 6221032-A	C3AZ 6221033-A	1
	64	A(62, 63, 76)				1
	64	A(57C)	Finish panel-Lower	C4AZ 5721032-A	C4AZ 5721033-A	1
	64	A(63C, 76B)	Finish panel-Lower	C4AZ 6321032-A	C4AZ 6321033-A	1
	64	A(57C, 63C, 76B)	Finish panel-Upper- Refer to Group 23761-3			
	62	B	Refer to Group 23761-3			
	61/63	S	Paint to match - NOTE 3		C1SB 6321032-BP	2
	60/	X	Front door-Refer to Group 23761-3			

NOTE 3 - For sides refer to Group 237A24-7

FORD CAR PARTS

**BODY
SECTION 210**

989

GROUP NUMBER	YEAR	BODY TYPE	DESCRIPTION	PART NUMBER	QTY.
21048 MOULDING KIT - BODY SIDE					
	64	A(54, 57)		C4AZ 5421048-A	1
Consists of					
	1-C4AZ	16003-H	* Moulding - fender - R. H.	1-C4AZ 5425557-A	* Moulding - rear door - L. H.
	1-C4AZ	16004-H	* Moulding - fender - L. H.	1-C4AZ 5429076-A	* Moulding - quarter - R. H.
	2-C4AZ	5420878-A	* Moulding - front door	1-C4AZ 5429077-A	* Moulding - quarter - L. H.
	1-C4AZ	5425556-A	* Moulding - rear door - R. H.	1-Installation Sketch	- No. 1218
	64	A(62, 63, 76)	Service details	★	1
Consists of					
	1-C4AZ	16003-H	* Moulding - fender - R. H.	1-C4AZ 6229076-A	* Moulding - quarter - R. H.
	1-C4AZ	16004-H	* Moulding - fender - L. H.	1-C4AZ 6229077-A	* Moulding - quarter - L. H.
	2-C4AZ	6220878-A	* Moulding - door	1-Installation Sketch	- No. 1218
	64	A(71B, C)		C4AZ 7121048-A	1
Consists of					
	1-C4AZ	16003-H	* Moulding - fender - R. H.	1-C4AZ 5425557-A	* Moulding - rear door - L. H.
	1-C4AZ	16004-H	* Moulding - fender - L. H.	1-C4AZ 7129076-A	* Moulding - quarter - R. H.
	2-C4AZ	5420878-A	* Moulding - front door	1-C4AZ 7129077-A	* Moulding - quarter - L. H.
	1-C4AZ	5425556-A	* Moulding - rear door - R. H.	1-Installation Sketch	- No. 1218
	64	S		C4SZ 6321048-A	1
Consists of					
	2-C4SZ	16003-A	*Moulding-fender	1-C4SZ 6329039-A	*Moulding-quarter-L. H. -rear
	2-C4SZ	6320938-A	*Moulding assy. -door	1-C4SZ 6329077-A	*Moulding-quarter-L. H. -front
	1-C4SZ	6329038-A	*Moulding-quarter-R. H.	1-C4SZ 63405A48-A	*Moulding-fuel filler door
1-Installation Sheet-No. 1083					
21060-6 RETAINER - DOOR and QUARTER OUTSIDE MOULDING - Also refer to Groups 21094 & 29144					
- A -					
	60	A(54A, 58A, 62A, 63A, 71E, 71F, 75A, 76B)	Front door	C2AZ 6221066-A	2
	61	A(58A, 64A)	Front door		4
	61	A(58A)	Rear door		2
	62	A(except 71A, 71E)	Front door		4
	62	A(54, 71B, 71C, 71D, 75A)	Rear door		2
	60	A(54A, 58A, 62A, 63A, 71E, 71F, 75A, 76B)	No. 8-32 x 5/16" Fillister head screw & washer assy.	355067-S7(BB53)	2
	61	A(58A, 64A)			2or4
	62	A(except 71A, 71E)			2or4
	63	A(except 54E, 62E, 71A, 71E, 71G, 71H)	Front door	C3AZ 6221066-A	2
	63	A(54A, 54B, 71B, 71C, 75)	Rear door		2
	64	A(54A, 57, 62A, 63, 71B, 71C, 76)	Front door-center	C4AZ 6221060-A	2
	64	A(54A, 57, 62A, 63, 71B, 71C, 76)	Front door	C4AZ 6221066-A	2
	64	A(54A, 57, 71B, 71C)	Rear door		2
- B -					
	62	B	Front door-upper	C2OZ 6221066-B	2
21094 RETAINER ASSY. - MOULDING - UNIVERSAL - INCLUDES CLIP					
			Use with mouldings 1/2" thru 1" wide	C1AZ 6421094-C	AR
			Use with mouldings 1" thru 1 3/4" wide	C1AZ 6421094-B	AR
			Use with mouldings 1 3/4" thru 3" wide	C1AZ 6421094-A	AR
21094-5 RETAINER ASSY. - DOOR or QUARTER OUTSIDE MOULDING - Also refer to Group 29120					
- A -					
	60	A(54A, 58A, 62A, 63A, 64A, 71E, 71F, 75A, 76B)	Front door	C0AZ 6421094-C	4
	60	A(54A, 58A, 71E, 71F, 75A)	Rear door		2
	60	A(62A, 63A, 64A, 76B)	Quarter		4
	60	A(54A, 58A, 71E, 71F, 75A)	Quarter		2
	61	A(58A)	Rear door		2
	61	A(58A)	Quarter		2
	61	A(64A)	Quarter		4
	62	A(except 71A, 71E)	Front fender		16
	62	A(54, 71B, 71C, 71D, 75A)	Rear door		2
	62	A(54, 62, 65, 71B, 71C, 71D, 75A, 76)	Quarter		2or4

* Includes Attaching Parts

GROUP NUMBER	YEAR	BODY TYPE	DESCRIPTION	PART NUMBER	QTY.
21094-5 RETAINER ASSY. - DOOR or QUARTER OUTSIDE MOULDING - continued - Also refer to Group 29120					
- A -					
61		A(62A, 63A, 65A, 76B)	Front door	C1AB 6221094-A	10
61		A(54A, 71E, 71F, 75A)	Front door		8
61		A(54A, 71E, 71F, 75A)	Rear door		2
61		A(62A, 63A, 65A, 76B)	Quarter		4
61		A(54A, 71E, 71F, 75A)	Quarter		2
64		A(54A, 57, 62A, 63, 71B, 71C, 76)	Front door-intermediate	C4AZ 6221094-A	2
- B -					
62		B	Front fender	C2OZ 6221094-A	2
62		B	Front door		2
62		B(54A)	Rear door		4
62		B	Quarter		2or4
63		B(54A, 62A, 71D)	Front door - front	C3OZ 6221094-A	2
63		B(54A, 71D)	Rear door - front		2
64		B(54A, 62A, 71D)	Front door	C4OZ 6221094-A	6or8
64		B(54A, 71D)	Rear door		2
64		B(54A, 62A, 71D)	Quarter		12or14
			Front fender		10
64		B(54A, 62A, 71D)	Front door	C4OZ 6221094-B	2
64		B(54A, 71D)	Rear door		2
64		B(54B, 71B)	Front door	C4OZ 6221094-C	6
64		B(62B, 65)	Front door		8
64		B(54B, 71B)	Rear door		4
64		B(62B, 65)	Quarter		2
- X -					
62		X(58A, 59A, 64A, 71A)	Front door	C2DZ 6421094-A	4
62		X(58A, 71A)	Rear door		4
62		X(58A, 71A)	Quarter		2
62		X(59A, 64A)	Quarter		4
63		X(54A, 59B, 62A, 71B)	Quarter		2to6
63		X(54A, 59B, 62A, 71B)	Front door - front	C3DZ 6221094-C	2
63		X(54B, 62B, 62C, 63, 76)	Front door	C3DZ 6221094-A	2
63		X(54B, 62, 63B, 63C, 76)	Quarter	C0AZ 6421094-C	4
64		X(54D, 62D, 66B, 71B)	Front fender	C4DZ 6221094-A	4
64		X(54D, 62D, 66B, 71B)	Front door		2
64		X(54D, 71B)	Rear door		2
64		X(71B)	Quarter		6
64		X(54D, 62D, 66B, 71B)	Front fender	C4DZ 6221094-B	10
64		X(54D, 62D, 66B)	Front door		8or10
64		X(54D, 71B)	Rear door		8
64		X(54D, 62D, 66B, 71B)	Quarter		8to14
64		X(54D, 62D, 71B)	Front door	C4DZ 6221094-D	2
64		X(54D, 71B)	Rear door		2
21110-1 MOULDING ASSY. - DOOR TRIM - UPPER					
61/63		S	R. H.	C1SZ 6321110-A	1
			L. H.	C1SZ 6321111-A	1
64/		S	R. H.	C4SZ 6321110-A	1
			L. H.	C4SZ 6321111-A	1
21232 SPRING - DOOR HINGE and CHECK					
60/		X	11 coils-Front & rear doors-lower	C0DZ 6421232-B	2or4
64/		B			2or4

FORD CAR PARTS

BODY SECTION 210

991

GROUP NUMBER	YEAR	BODY TYPE	DESCRIPTION	PART NUMBER		QTY.
				RIGHT HAND	LEFT HAND	
21402-3 WINDOW ASSY. - DOOR VENTILATING - COMPLETE - Clear Glass						
	60	S		★B8S 6321402-A	★B8S 6321403-A	1
			No. 8 x 3/8" Cross recess pan head screw	50507-S8(U151)	50507-S8(U151)	2
			5/16"-24 x 2" Hex. head bolt	20521-S8(B162)	20521-S8(B162)	2
			5/16" External tooth lockwasher	★34941-S7	★34941-S7	4
	60/	All Models	Service details-Refer to Illustration Section 230			
	60/	All Models	Replace clear glass with tinted glass when desired-Refer to Group 21412			
21406-7 WINDOW ASSY. - FRONT DOOR VENTILATING - Clear Glass						
	60	S	Includes glass, frame, upper pivot & locking handle	B8S 6321406-A	★B8S 6321407-A	1
			1/4"-20 x .88" lower pivot tension adjustment	★370248-S8	★370248-S8	2
			No. 8-32 x .47" upper pivot tension adjustment	★359153-S8	★359153-S8	2
	60/	All Models	Service details-Refer to Illustration Section 230			
	60/	All Models	Replace clear glass with tinted glass when desired-Refer to Group 21412			
GROUP NUMBER	YEAR	BODY TYPE	DESCRIPTION	PART NUMBER		QTY.
				CLEAR	TINTED	
21410-1 GLASS - FRONT DOOR WINDOW - Tempered, unless otherwise indicated						
NAGS NUMBER						
- A -						
	60/61	A(59C, 59E)	4284T	C0AB 5921410-C	★C0AB 5921410-D	2
	60/61	A(62A, 64)	4276T	C0AB 6421410-C	★C0AB 6421410-D	2
	60/61	A(63A, 76B)	4278T	C1AB 6321410-A	C1AB 6321410-B	2
	61	A(65A)	4323T	C1AB 6521410-C	C1AB 6521410-D	2
	61	A(75A)	4280T	C1AB 7521410-A	C1AB 7521410-B	2
	60/61	A(54A, 58, 71)	4364T	C2AB 5421410-A	C2AB 5421410-B	2
	62	A(54, 71)				2
	62	A(62)	4276T	C0AB 6421410-C	★C0AB 6421410-D	2
	62	A(65)	4323T	C1AB 6521410-C	C1AB 6521410-D	2
	60/62	A(75)	4280T	C1AB 7521410-A	C1AB 7521410-B	2
	62	A(76)	4278T	C1AB 6321410-A	C1AB 6321410-B	2
	63	A(65)	4382T	C3AZ 6521410-A	C3AZ 6521410-B	2
	63	A(75)	4377T	C3AZ 7521410-A	C3AZ 7521410-B	2
	63/64	A(54)	4379T	C3AZ 5421410-A	C3AZ 5421410-B	2
	64	A(57)	2488T	C4AZ 5721410-A	C4AZ 5721410-B	2
	63/64	A(62)	4383T	C3AZ 6221410-A	C3AZ 6221410-B	2
	63/64	A(63)	2424T	C3AZ 6321410-A	C3AZ 6321410-B	2
	63/64	A(71)	4379TB	C3AZ 7121410-C	C3AZ 7121410-D	2
	63/64	A(76)	2424T	C3AZ 7621410-A	C3AZ 7621410-B	2
- B -						
	62	B(54)	4359T	C2OZ 5421410-A	C2OZ 5421410-B	2
	63/	B(54, 71)				2
	62/	B(62)	4357T	C2OZ 6221410-A	C2OZ 6221410-B	2
	63/	B(65)	2421T	C3OZ 6521410-A	C3OZ 6521410-B	2
- S -						
	60	S	Laminated	B8S 6321410-A	B8S 6321410-B	2
	61/63	S	R. H. D3080	C1SZ 6321410-C	C1SZ 6321410-D	1
			L. H. D3081	C1SZ 6321411-C	C1SZ 6321411-D	1
	64/	S	4432T	C4SZ 6321410-A	C4SZ 6321410-B	2

GROUP NUMBER	YEAR	BODY TYPE	DESCRIPTION	PART NUMBER		QTY.
				CLEAR	TINTED	
21410-1	GLASS - FRONT DOOR WINDOW - Tempered, unless otherwise indicated - continued					
			NAGS NUMBER			
			- X -			
	60/62	X(58A, 71)	4273T	C0DZ 5821410-J	C0DZ 5821410-K	2
	63/	X(54, 71)				2
	60/61	X(59A, 64A, C, 66A, 78A)	4271T	C0DZ 6421410-J	C0DZ 6421410-K	2
	61/62	X(59A, 62C, 64, 66A, 78A)				2
	63/	X(59, 62, 66, 78)				2
	63/	X(63)	2486T	C4DZ 6321410-C	C4DZ 6321410-D	2
	63/	X(76)	2431T	C4DZ 7621410-C	C4DZ 7621410-D	2
21412-3	GLASS - FRONT DOOR VENTILATING WINDOW - Tempered unless otherwise indicated					
			- A -			
	60/61	A(except 63A, 65A, 75A, 76B)	2317T	C0AZ 6421412-C	C0AZ 6421412-D	2
	62	A(except 65, 75A, 76)				
	60/61	A(63A, 76B)	2314T	C0AB 6321412-E	C0AB 6321412-F	2
	62	A(76)				2
	60/62	A(65, 75)	2315T	C0AB 7521412-C	C0AB 7521412-D	2
	63	A(65, 75)	2420T	C3AZ 6521412-C	C3AZ 6521412-D	2
			Lower pivot welded to ventilating frame			
	63	A(63, 76)	2423T	C3AZ 7621412-C	C3AZ 7621412-D	2
	64	A(57, 63, 76)				2
	63/64	A(54, 62, 71)	2422T	C3AZ 6221412-C	C3AZ 6221412-D	2
			- B -			
	62/	B(exc. 65)	2393T	C2OZ 6221412-A	C2OZ 6221412-B	2
	63/	B(65)	2427T	C3OZ 6521412-A	C3OZ 6521412-B	2
			- S -			
	60	S	Laminated	B8S 6321412-A	B8S 6321412-B	2
	61/63	S	R. H. V3078	C1SZ 6321412-E	C1SZ 6321412-F	1
			L. H. V3079	C1SZ 6321413-E	C1SZ 6321413-F	1
	64/	S	2490T	C4SZ 6321412-A	C4SZ 6321412-B	2
			- X -			
	60/61	X	2312T	C2DZ 6421412-A	C2DZ 6421412-B	2
	62/	X(except 63, 76)				2
	63/	X(63, 76)	2430T	C3DZ 7621412-A	C3DZ 7621412-B	2
21448-9	WEATHERSTRIP ASSY. - FRONT DOOR VENTILATING WINDOW					
			- A -			
	60	A(except 63A, 75A, 76B)- "Before 3/15/60"		C0AB 6421448-B	C0AB 6421449-B	1
	60	A(except 63A, 75A, 76B)- "From 3/15/60"		C2AZ 6221448-A	C2AZ 6221449-A	1
	61	A(except 63A, 65A, 75A, 76B)				1
	62	A(except 65, 75, 76)				1
	60	A(75A)		C1AB 7521448-A	C1AB 7521449-A	1
	61/62	A(65, 75)				1
	60/61	A(63A, 76B)		C1AB 6321448-A	C1AB 6321449-A	1
	62	A(76)				1
	63	A(65, 75)		C3AZ 6521448-A	C3AZ 6521449-A	1
	63/64	A(54, 62, 71)		C3AZ 6221448-A	C3AZ 6221449-A	1
	63	A(63, 76)		C3AZ 7621448-B	C3AZ 7621449-B	1
	64	A(57, 63, 76)				1
			- B -			
	62/	B(except 65)		C2OZ 6221448-B	C2OZ 6221449-B	1
	63/	B(65)		C3OZ 6521448-C	C3OZ 6521449-C	1

FORD CAR PARTS

**BODY
SECTION 210**

993

GROUP NUMBER	YEAR	BODY TYPE	DESCRIPTION	PART NUMBER		QTY.
				RIGHT HAND	LEFT HAND	
21448-9 WEATHERSTRIP ASSY. - FRONT DOOR VENTILATING WINDOW - continued						
- S -						
60	S			B8S 6321448-A	B8S 6321449-A	1
			No. 6-32 x 1/4" Cross recess fillister hd. screw	★51550-S13	★51550-S13	8
			No. 6-32 x 1/2" Cross recess pan head screw	51763-S8(U362)	51763-S8(U362)	4
61/63	S			C1SZ 6321448-C	C1SZ 6321449-C	1
64/	S		Drill drain holes as required	C4SZ 6321448-A	C4SZ 6321449-A	1
- X -						
60/	X(except 63, 76)			C1DZ 6421448-A	C1DZ 6421449-A	1
63/	X(63, 76)			C3DZ 7621448-C	C3DZ 7621449-C	1
21450-1 WEATHERSTRIP - DOOR VENTILATING WINDOW DIVISION BAR						
- A -						
60	A(54A, 58A, 58E, 58F, 59C, 59E, 62A, 64A, 64F, 64G, 64H, 71)			C0AB 6421450-A	C0AB 6421450-A	2
61	A(except 63A, 65A, 75A, 76B)					2
62	A(except 65, 75, 76)					2
63	A(except 63, 65, 75, 76)					2
64	A(except 57, 63, 76)					2
60/61	A(63A, 76B)			C0AB 6321450-A	C0AB 6321450-A	2
62	A(76)					2
63	A(63, 76)			C3AZ 7621450-A	C3AZ 7621450-A	2
64	A(57, 63, 76)					2
60/	A, B(except 65), S, X	3/16" x 5/32" Rivet		0A 7021524	0A 7021524	8 to 16
- B -						
62/	B(except 65)			C2OB 6221450-A	C2OB 6221450-A	2
63/	B(65)			C3OZ 6521450-A	C3OZ 6521450-A	2
62/64	B	5/16"-24 Lock nut		353618-S100(MM141)	353618-S100(MM141)	AR
- S -						
61/63	S			C1SZ 6321450-A	C1SZ 6321450-A	2
64/	S			C4SZ 6321450-A	C4SZ 6321451-A	1
- X -						
60/	X(except 63, 76)			C0DB 6421450-A	C0DB 6421450-A	2
63/	X(63, 76)			C3DZ 7621450-A	C3DZ 7621450-A	2
21452-3 WEATHERSTRIP ASSY. - FRONT DOOR WINDOW GLASS - INCLUDES CLIPS						
- A -						
60/61	A(54A, 58A, E, F, 71)	At belt-outside		★C0AB 5821452-A	C0AB 5821453-A	1
62	A(54, 71)					1
60	A(63A, 76B)	At belt-outside		C0AB 6321452-A	C0AB 6321453-A	1
61	A(63A, 65A, 76B)					1
62	A(65, 76)					1
60/62	A(75A)	At belt-outside		C0AB 5721452-A	C0AB 5721453-A	1
63	A(54, 71)	At belt-outside		C3AZ 5421452-A	C3AZ 5421453-A	1
63	A(62)	At belt-outside		C3AZ 6221452-A	C3AZ 6221453-A	1
63	A(63, 65, 76)	At belt-outside		C3AZ 6521452-A	C3AZ 6521453-A	1
63	A(75)	At belt-outside		C3AZ 7521452-A	C3AZ 7521453-A	1
64	A(54E, 71)	NOTE 1 At belt-outside		C4AZ 5421452-A	C4AZ 5421453-A	1
64	A(62E)	NOTE 2 At belt-outside		C4AZ 6221452-A	C4AZ 6221453-A	1
- B -						
62	B(62)	At belt-outside		C2OB 6221452-A	C2OB 6221453-A	1
62	B(62)	At belt-inside		C2OB 6221453-A	C2OB 6221452-A	1
62	B(54)	At belt-outside		C2OZ 5421452-A	C2OZ 5421453-A	1
63/	B(54, 71)					1
62	B(54)	At belt-inside		C2OZ 5421453-A	C2OZ 5421452-A	1
63/	B(54, 71)					1
63/	B(62)	At belt-outside		C3OZ 6221452-A	C3OZ 6221453-A	1
63/	B(62, 65)	At belt-inside-Refer to Group 21456-7				
63/	B(65)	At belt-outside		C3OZ 6521452-A	C3OZ 6521452-A	2

NOTE 1 - Not used on Body Type A(54E) with bright belt moulding from 1/2/64

NOTE 2 - Not used on units with bright belt moulding from 1/2/64

GROUP NUMBER	YEAR	BODY TYPE	DESCRIPTION	PART NUMBER		QTY.
				RIGHT HAND	LEFT HAND	
21452-3 WEATHERSTRIP ASSY. - FRONT DOOR WINDOW GLASS - INCLUDES CLIPS - continued						
- S -						
	60	S	At belt-outside	B9S 6321452-A	B9S 6321453-A	1
	61/63	S	At belt-outside	C1SB 6321452-A	C1SB 6321453-A	1
			No. 4 x 3/8" Cross recess flat head screw	52003-S13(U194)	52003-S13(U194)	2
	64/	S	At belt-outside	C4SZ 6321452-A	C4SZ 6321453-A	1
- X -						
	60/62	X(58A, 71)	At belt-outside & inside-	C0DZ 6421452-E	C0DZ 6421453-E	2
	63/	X(54, 71)	Cut to 18.58" long			2
	60/62	X(59A, 62C, 64, 66A, 78A)	At belt-outside & inside	C0DZ 6421452-E	C0DZ 6421453-E	2
	63/	X(59, 62, 66, 78)				2
	63/	X(63, 76)	At belt-outside	C3DZ 7621452-A	C3DZ 7621453-A	1
	60/	A, B	No. 4 x 3/8" Cross recess flat head screw	52003-S13(U194)	52003-S13(U194)	4
21456-7 WEATHERSTRIP - FRONT DOOR GLASS AT BELT - INSIDE						
- A -						
	60/61	A(54A, 58A, E, F, 71)	Remove clips	*C0AB 5821452-A	C0AB 5821453-A	1
	62	A(54, 71)				1
	60	A(59C, 59E, 62A, 64A, F, G, H)	Remove clips	C0AB 6421452-A	*C0AB 6421453-A	1
	61	A(59C, 62A, 64F, H)				1
	62	A(62)				1
	63	A(54, 71)	Less clips	C3AZ 5421456-A	C3AZ 5421457-A	1
	63	A(62)	Less clips	C3AZ 6221456-A	C3AZ 6221457-A	1
	60	A(63A, 76B)	Remove clips and cut	C0AB 6321452-A	C0AB 6321453-A	1
	61	A(63A, 65A, 76B)	to 27.94" long			1
	62	A(65, 76)				1
	63	A(63B, 65A, 76A)				1
	63	A(63C, 65B, 76B)	Less clips	C3MY 6521456-A	C3MY 6521457-A	1
	63	A(75C)	Less clips	C3MY 7521456-A	C3MY 7521457-A	1
	60/63	A(75)	Remove clips and cut	C0AB 5721452-A	C0AB 5721453-A	1
			to 21.08" long			
	64	A(54, 71)	Less clips	C4AZ 5421456-A	C4AZ 5421457-A	1
	64	A(57)	Less clips	C4AZ 5721456-A	C4AZ 5721457-A	1
	64	A(62)	Less clips	C4AZ 6221456-A	C4AZ 6221457-A	1
	64	A(63, 76)	Less clips	C4AZ 6321456-A	C4AZ 6321457-A	1
- B -						
	63/	B(62)	With clips	C3OZ 6221456-A	C3OZ 6221457-A	1
	63/	B(65)	With clips	C3OZ 6521456-A	C3OZ 6521457-A	1
- S -						
	60	S	(6-67)	*B8S 6321456-A	B8S 6321457-A	1
	61/63	S		C1SZ 6321456-A	C1SZ 6321457-A	1
	64/	S		C4SZ 6321456-A	C4SZ 6321457-A	1
- X -						
	63/	X(63, 76)	With clips	C3DZ 7621456-A	C3DZ 7621457-A	1
	64/	X(59, 62, 66, 78)	With clips	C4DZ 6221456-A	C4DZ 6221457-A	1
21458-9 CHANNEL and RETAINER ASSY. - FRONT DOOR GLASS						
- A -						
	60	A(59C, 59E, 62A, 64A, 64F, 64G, 64H)		C0AB 6421458-A	C0AB 6421459-A	1
	61	A(59C, 62A, 64A, 64F, 64H)				1
	62	A(62)				1
	60	A(63A, 76B)		*C0AB 6321458-B	*C0AB 6321459-B	1
	61	A(63A, 65A, 76B)				1
	62	A(65, 76)				1
	60/61	A(54A, 58A, 58E, 58F, 71)		*C0AB 5821458-A	C0AB 5821459-A	1
	62	A(54, 71)				1
	63	A(54, 71)		C3AZ 5421458-A	C3AZ 5421459-A	1
	63	A(62)		C3AZ 6221458-A	C3AZ 6221459-A	1
	63	A(65)		C3AZ 6521458-A	C3AZ 6521459-A	1

FORD CAR PARTS

**BODY
SECTION 210**

995

GROUP NUMBER	YEAR	BODY TYPE	DESCRIPTION	PART NUMBER		QTY.
				RIGHT HAND	LEFT HAND	
21458-9 CHANNEL and RETAINER ASSY. - FRONT DOOR GLASS - continued						
- A -						
	63	A(75)		C3AZ 7521458-A	C3AZ 7521459-A	1
	63	A(63, 76)		C3AZ 7621458-A	C3AZ 7621459-A	1
	64	A(54, 71)		C4AZ 5421458-A	C4AZ 5421459-A	1
	64	A(57)		C4AZ 5721458-A	C4AZ 5721459-A	1
	64	A(62)		C4AZ 6221458-A	C4AZ 6221459-A	1
	64	A(63, 76)		C4AZ 6321458-A	C4AZ 6321459-A	1
- B -						
	62/63	B(54, 71)	"Before 2/5/63"	C2OB 5421458-A	C2OB 5421459-A	1
	63	B(65)	"Before 4/16/63"	C3OZ 6521458-B	C3OZ 6521459-B	1
	63/64	B(65)	"From 4/16/63"	C3OZ 6521458-C	C3OZ 6521459-C	1
	63/	B(54, 71)	"From 2/5/63"	C3OZ 5421458-A	C3OZ 5421459-A	1
	62/	B(62)		C2OB 6221458-A	C2OB 6221459-A	1
	63/	B	5/16"-24 x 5/8" Screw-hex. head	359604-S8(BB590)	359604-S8(BB590)	4
- S -						
	60	S		★B8S 6321458-A	★B8S 6321459-A	1
	61/63	S	"From 7/14/61"	C1SZ 6321458-E	C1SZ 6321459-E	1
	64/	S		C4SZ 6321458-B	C4SZ 6321459-B	1
- X -						
	60/63	X(54, 58A, 71)	"Before 2/5/63"	C0DB 5821458-A	C0DB 5821459-A	1
	60/62	X(59A, 62C, 64, 66A, 78A)		C0DB 6421458-A	C0DB 6421459-A	1
	63/	X(59, 62, 66, 78)				1
	63	X(63, 76)	"Before 3/15/63"	C3DZ 7621458-B	★C3DZ 7621459-B R/B (1) each C3DZ 7621459-C, C3DZ 7621509-A & C3OZ 6521768-C	1
	63/64	X(63, 76)	"From 3/15/63"	C3DZ 7621458-C	C3DZ 7621459-C	1
	63/	X(54, 71)	"From 2/5/63"	C3DZ 5421458-A	C3DZ 5421459-A	1
21464-5 BRACKET - DOOR VENTILATING WINDOW - UPPER PIVOT						
	60	A(except 63A, 75A, 76B)- "Before 3/15/60"		C0AB 6421464-B	C0AB 6421465-B	1
	60	A(except 63A, 75A, 76B)- "From 3/15/60"		C0AB 6421464-C	C0AB 6421465-C	1
	61	A(except 63A, 65A, 75A, 76B)				1
	62	A(54, 62, 71)				1
	63/64	A(54, 62, 71)		C3AZ 6221464-A	C3AZ 6221465-A	1
	60/64	A(except 63, 65, 75, 76)	No. 8 x 3/8" Cross recess pan head screw	52720-S8(U380)	52720-S8(U380)	4
	62/	B(54, 62, 71)	Includes attaching parts	C2OZ 6221464-A	C2OZ 6221465-A	1
	60/	X(except 63, 76)	Includes attaching parts	C0DZ 6421464-C	C0DZ 6421465-C	1
21466-7 HINGE - DOOR VENTILATING WINDOW - UPPER PIVOT - Also refer to Group 21490-1						
	60	A(except 63A, 75A, 76B)- "Before 3/15/60"	On glass frame	★C0AB 6421466-A	C0AB 6421467-A	1
	60	A(except 63A, 75A, 76B)- "From 3/15/60"		C0AB 6421466-C	C0AB 6421467-C	1
	61	A(except 63A, 65A, 75A, 76B)				1
	62	A(54, 62, 71)				1
	60	S	On glass frame-lower No. 8-32 x .20" Special oval head screw	★B8S 6321466-A 350085-S(BB598)	B8S 6321467-A 350085-S(BB598)	1 4
21478 STRIP - DOOR GLASS RETAINER						
	60/	All	Use bulk glass tape			
21490-1 HINGE ASSY. - DOOR VENTILATING WINDOW - UPPER PIVOT - Also refer to Group 21466-7						
	60	A(63A, 75A, 76B)	On glass frame	C3AZ 6521490-A	C3AZ 6521491-A	1
	61	A(63A, 65A, 75A, 76B)				1
	62	A(65, 75, 76)				1
	63	A(63, 65, 76)				1

GROUP NUMBER	YEAR	BODY TYPE	DESCRIPTION	PART NUMBER		QTY.
				RIGHT HAND	LEFT HAND	
21490-1				HINGE ASSY. - DOOR VENTILATING WINDOW - UPPER PIVOT - continued - Also Refer to Group 21466-7		
	63	A(76)	On glass frame	C3AZ 7621490-A	C3AZ 7621491-A	1
	64	A(57, 63, 76)				1
	63/	B(65)	On glass frame	C3OZ 6521490-A	C3OZ 6521491-A	1
	61/63	S	Includes attaching parts	C1SB 6321490-A	C1SB 6321491-A	1
	63/	X(63, 76)	On glass frame	C3DZ 7621490-A	C3DZ 7621491-A	1
	60/61	A(63A, 65A, 75A, 76B)	No. 8-32 x .50" Special oval head screw	375802-S100(BB601C)	375802-S100(BB601C)	4
	62	A(65, 75, 76)				4
	63	A(63, 65, 75, 76)				4
	64	A(57, 63, 76)				4
	63/	B(65)				4
	63/	X(63, 76)				4
21508-9				RUN ASSY. - FRONT DOOR GLASS - LOCK SIDE		
				- A -		
	60	A(63A, 75A, 76B)		C0AB 6321508-B	C0AB 6321509-B	1
	61	A(63A, 65A, 75A, 76B)				1
	62	A(54)		C2AZ 5421508-A	C2AZ 5421509-A	1
	62	A(62)		*C2AZ 6221508-A	C2AZ 6221509-A	1
	62	A(65, 76)		C2AZ 7621508-A	C2AZ 7621509-A	1
	62	A(71)		*C2AZ 7121508-A	C2AZ 7121509-A	1
	62	A(75A)		*C2AZ 7521508-A	C2AZ 7521509-A	1
	63	A(63, 65, 76)	Cut as required from	C3AZ 6521508-C	C3AZ 6521509-C	1
	64	A(63, 76)	from bottom end			1
	63	A(75)		C3AZ 7521508-B	C3AZ 7521509-B	1
	64	A(57)				1
				- B -		
	63/64	B(65)		C3OZ 6521508-C	C3OZ 6521509-C	1
				- S -		
	60	S		*B8S 6321508-A	B8S 6321509-A	1
			5/16"-24 x 1 1/4" Stud	*358869-S8	*358869-S8	4
	61/63	S	Refer to Group 222A56			1
	64/	S		C4SZ 6321508-B	C4SZ 6321509-B	1
			5/16"-18 x 3/4" Screw & washer assy.	359662-S7-8(BB575A)	359662-S7-8(BB575A)	4
			5/16"-18 Hex. nut	33922-S8(M27)	33922-S8(M27)	4
				- X -		
	60/61	X(59A, 64, 66A, 78A)		C0DZ 6421508-E	C0DZ 6421509-E	1
	60/62	X	1/4"-20 x 1/2" Cross recess pan head screw and washer assy.	373460-S7(BB629)	373460-S7(BB629)	2
	63/64	X(63, 76)		C3DZ 7621508-B	C3DZ 7621509-B	1
	62/	X	Refer to Group 21550			
	60/61	A(63A, 65A, 75A, 76B)	5/16"-24 x 1 3/16" Set screw	354021-S7(UU113)	354021-S7(UU113)	2
	62/64	A(63, 65, 75, 76)				2
	63/64	B(65)				2
	63/64	X(63, 76)				2
	64	A(57)				2
	60/61	A(63A, 65A, 75A, 76B)	5/16"-24 x .62" Hex. head screw & washer assy.	359605-S8(BB590)	359605-S8(BB590)	2
	62	A				2
	63/64	A(63, 65, 75, 76)				2
	63/64	B(65)				2
	63/64	X(63, 76)				2
	64	A(57)				2
			5/16" I. D. x 7/8" O. D. Washer (special)	357789-S7(XX343)	357789-S7(XX343)	2
			5/16"-24 Hex. nut	33923-S7(M32)	33923-S7(M32)	2

FORD CAR PARTS

BODY SECTION 210

997

GROUP NUMBER	YEAR	BODY TYPE	DESCRIPTION	PART NUMBER	QTY.
21510 WEATHERSTRIP - FRONT DOOR GLASS CHANNEL					
	60	A(59C, 59E, 62A, 63A, 64A, 64F, 64G, 64H, 76B)	Cut to 27.00" long from C0AB 5826258-A		2
	61	A(59C, 62A, 63A, 64A, 64F, 64H, 65A, 76B)			2
	60/61	A(54A, 58A, 58E, 58F, 71, 75A)	Cut to 20.10" long from C0AB 5826258-A		2
	60/	S	31.46" long-Cut as required	C1SB 6321510-A	2
21524 RIVET - DIVISION BAR WEATHERSTRIP					
	60/	A	3/32" x 5/32" Special oval head tubular	0A 7021524	8to16
	60/63	S			8
	60/64	X			8or16
	62/	B(except 62, 65)			8to18
21538-9 RUN and BRACKET ASSY. - DOOR VENTILATING WINDOW DIVISION BAR GLASS					
- A -					
	60/61	A(63A, 76B)		C0AB 6321538-B	2
	62	A(76)			2
	60/61	A (except 63A, 76B)		C0AB 6421538-B	2
	62	A (except 76)			2
	63	A(except 63, 76)			2
	64	A(except 57, 63, 76)			2
	63/64	A(57, 63, 76)		C3AZ 7621538-A	2
- B -					
	62/	B(except 65)		C2OZ 6221538-B	2
			5/16"-18 x 1/2" Hex. washer head screw	376976-S7-8(BB574M)	2
	63/	B(65)		C3OZ 6521538-B	2
- S -					
	61/63	S	R. H.	C1SZ 6321538-B	1
			L. H.	C1SZ 6321539-B	1
	61	S	5/16"-24 x 1 1/2" Set screw	370278-S7(UU108C)	2
	62/63	S	5/16"-24 x 1 3/4" Set screw	370462-S7(UU108D)	2
	64/	S	R. H.	C4SZ 6321538-A	1
			L. H.	C4SZ 6321539-A	1
	64/	S	5/16"-24 x 2.38" Screw (set)	*378067-S8	2
	62/	S	5/16" I. D. x 7/8" O. D. Washer (special)	357789-S7(XX343)	2
	61/64	S	5/16"-24 Hex. nut	33923-S7(M32)	2
- X -					
	60/	X(except 63, 76)		C0DZ 6421538-B	2
	63/	X(63, 76)		C3DZ 7621538-B	2
	60/64	A, B, X	5/16"-24 x .62" Screw & washer assy.	359605-S8(BB590)	2
21546-7 RUN - FRONT DOOR GLASS - HINGE SIDE					
	60	S	30.47" long	B6S 6321546-A	2
			9/64" x .20" Oval head tubular rivet	351909-S8(SS30)	4
21550 RUN ASSY. - FRONT DOOR GLASS - LOCK SIDE - Also refer to Group 25766					
- A -					
	60	A(54A, 58A, E, F, 59C, E, 62A, 64A, F, G, H, 71)	Cut to 31.75" from C0AB 5825766-B		2
	61	A (except 63A, 65A, 75A, 76B)	Cut to 31.75" from C0AB 5825766-B		2
	63/64	A(62)	Front door-60.39" long	C3AZ 6221550-A	2
	63/64	A(62)	Quarter window-upper-cut to 33.64" long		2
	63/64	A(62)	Quarter window-front-cut to 30.18" long		2
	63/64	A(54, 71)	Front door-cut to 51.96" long		2
	63/64	A(54)	Rear door-cut to 57.47" long		2
	63/64	A(71)	Rear door-cut to 59.14" long		2
- B -					
	62/	B(62)	Front door-55.58" long	C2OZ 6221550-A	2
	62	B(54)	Front door-cut to 49.36" long & notch		2
	62/	B(54)	Rear door-cut to 52.38" long & notch		2
	62/	B(62)	Quarter window-front-cut to 22.02" long		2
	62/	B(62)	Quarter window top-cut to 43.18" long		2
	63/	B(54, 71)	Front door-cut to 49.36" long & notch		2
	63/	B(71)	Rear door-cut to 52.06" long & notch		2

GROUP NUMBER	YEAR	BODY TYPE	DESCRIPTION	PART NUMBER		QTY.
				RIGHT HAND	LEFT HAND	
21550 RUN ASSY. - FRONT DOOR GLASS LOCK SIDE - continued. - Also refer to Group 25766						
- X -						
62		X(59A, 62C, 64, 66A, 78A)	60, 39" long-NOTE 3 -Cut to 58, 26" long	C3AZ 6221550-A		2
62		X(58A, 71)	Cut to 49 3/16" long			2
62		X(58A)	Rear door-cut to 54, 10" long			2
62		X(62C)	Quarter-front-cut to 19, 68" long			2
62		X(62C)	Quarter-upper-cut to 32, 62" long			2
63/		X(except 54, 71)	Front-door-cut to 58, 26" long			2
63/		X(54, 71)	Front door-cut to 49 3/16" long			2
63/		X(54)	Rear door-cut to 53, 73" long			2
62/		X(71)	Rear door-cut to 53, 25" long			2
63/		X(62)	Quarter window-upper-cut to 32, 62" long			2
63/		X(59, 62)	Quarter window-front-cut to 19, 68" long			2
21596 RUN ASSY. - FRONT DOOR GLASS TOP						
60		A(54A, 58A, E, F, 71)	Cut to 20, 93" from C0AB 5825766-A			2
60		A(59C, E, 62A, 64A, F, G, H)	Cut to 27, 93" from C0AB 5825766-A			2
61		A(54A, 58A, E, F, 71)	Cut to 20, 93" from C0AB 5825766-B			2
62		A(54, 71)				2
61		A(59C, 62A, 64A, F, H)	Cut to 27, 93" from C0AB 5825766-B			2
62		A(62)				2
GROUP NUMBER	YEAR	BODY TYPE	DESCRIPTION	PART NUMBER		QTY.
				RIGHT HAND	LEFT HAND	
21608-9 FRAME ASSY. - DOOR VENTILATING WINDOW - LESS HANDLE and GLASS						
- A -						
60		A (except 63A, 75A, 76B) "Before 3/15/60"		C0AB 6421608-C	C0AB 6421609-C	1
60		A(except 63A, 75A, 76B)- "From 3/15/60"	With drain trough	C0AB 6421608-F	C0AB 6421609-F	1
61/62		A(except 63A, 65, 75A, 76)				1
60/62		A(63A, 76)	With drain trough		C0AB 6321609-E	1
60		A(75A) "From 3/15/60"	With drain trough	C0AB 7521608-D	C0AB 7521609-D	1
61/62		A(65, 75)				1
62		A(except 65, 75, 76)	Less drain trough	C2AZ 6221608-A	C2AZ 6221609-A	1
62		A(65, 75)	Less drain trough	C2AZ 6521608-A	C2AZ 6521609-A	1
62		A(76)	Less drain trough	*C2AZ 7621608-A	C2AZ 7621609-A	1
63		A(65, 75)	With lower pivot welded to ventilating frame	C3AZ 6521608-C	C3AZ 6521609-C	1
63/64		A(54, 62, 71)	With lower pivot welded to ventilating frame	C3AZ 6221608-C	C3AZ 6221609-C	1
63		A(63, 76)	With lower pivot welded to ventilating frame	C3AZ 7621608-C	C3AZ 7621609-C	1
64		A(57, 63, 76)	With lower pivot welded to ventilating frame			1
62/		A, B, X	Stop	C2AZ 6222992-A	C2AZ 6222992-A	2
			5/16" Washer (flat)- acts as tensioner	375897-S(XX118A)	375897-S(XX118A)	4
			.26" I. D. x 3/4" O. D. - Washer (friction)	C2AZ 6222963-A	C2AZ 6222963-A	2
			5/16"-24 Hex. locknut	353618-S100(MM141)	353618-S100(MM141)	2
			Spring	B5A 7022926-A	B5A 7022926-A	2
- B -						
62/64		B(except 65)		C2OZ 6221608-A	C2OZ 6221609-A	1
63/		B(65)		C3OZ 6521608-B	C3OZ 6521609-B	1
62/		B	5/16"-24 Locknut		353618-S100(MM141)	AR
- S -						
61/63		S	Stop	C1SZ 6321608-A	C1SZ 6321609-A	1
			Stop	C0AB 6422992-A	C0AB 6422992-A	2
			Stop	8A 7022963	8A 7022963	2
			3/8" Washer (spring)	356425-S(XX136)	356425-S(XX136)	4
			Spring	B5A 7022926-A	B5A 7022926-A	2
			5/16"-24 Hex. locknut	353618-S100(MM141)	353618-S100(MM141)	2
64/		S		C4SZ 6321608-A	C4SZ 6321609-A	1

NOTE 3 - From 9/15/61. For those before refer to Group 21508-9, also refer to Group 222A00-1 for retainer assy.

FORD CAR PARTS

BODY SECTION 210

999

GROUP NUMBER	YEAR	BODY TYPE	DESCRIPTION	PART NUMBER		QTY.
				RIGHT HAND	LEFT HAND	
21608-9 FRAME ASSY. - DOOR VENTILATING WINDOW - LESS HANDLE and GLASS - continued						
- X -						
	60/61	X	Lower pivot "L" shaped- with drain trough	★C0DB 6421608-C NOTE 1	★C0DB 6421609-C NOTE 2	1
	62/	X(except 63, 76)		C2DZ 6421608-C	C2DZ 6421609-C	1
	63/	X(63, 76)		C3DZ 7621608-B	C3DZ 7621609-B	1
GROUP NUMBER	YEAR	BODY TYPE	DESCRIPTION	PART NUMBER		QTY.
21752 SUPPORT ASSY. - DOOR WINDOW LOWER STOP						
	60	S			★B8S 6321752-A	2
			No. 12-24 x 3/8" Hex. washer head screw		354666-S2(BB568)	6
21758-9 STOP ASSY. - DOOR WINDOW - LOWER						
	64	S			C4SZ 6321758-A	2
	60/64	X	Front door		C0DZ 6421758-A	2
	60/62	X (58A, 71)	Rear door			2
	63/64	X(54, 71)	Rear door			2
	60/62	A, X	5/16"-24 x .62" Screw & washer assy.		359605-S8(BB590)	8or16
	63/64	X				4or8
21760-1 BRACKET - DOOR WINDOW STOP						
- A -						
	63/64	A (except 57, 63, 76)	Lower-Used with power windows		C3AZ 6221760-B	2
	63/64	A(63, 76)	Lower-Used with power windows		C3AZ 7621760-B	2
	64	A(57)				2
- B -						
	63	B(65)	"Before 4/16/63" R. H. -Lower-rear L. H.		C3OZ 6521760-A	1
					C3OZ 6521761-A	1
	63	B(65)	Upper - front		C3OZ 6521760-B	2
	63/64	B(65)	5/16"-24 x .62" Hex. head screw & washer assy.		359605-S8(BB590)	6
	63/	X(63, 76)				8
	63	A				4
- S -						
	64/	S	Upper		C4SZ 6321760-A	4
			5/16"-24 x .88" Hex. washer head screw		353483-S2(BB588)	8
- X -						
	63	X(63, 76)	"Before 4/15/63" Upper-rear		C3DZ 7621760-A	2
	63/	X(63, 76)	Upper - front		C3DZ 7621760-B	2
21762 BUMPER - DOOR WINDOW STOP						
- A -						
	63/64	A	1.51" overall thickness-cut as required-NOTE 3		C3AZ 6221762-A	2or4
	63/64	A	1.52" overall thickness - NOTE 4		C3AZ 6221762-B	2
- B -						
	62	B	.90" overall thickness		C2OZ 6221762-A	2or4
	63/	B	Front door			2
			5/16" x 18 x 3/4" Cross recess screw & washer assy.		★378735-S2	2
- S -						
	61/63	S	Cut to fit		C3AZ 6221762-B	2
	63/	S	1.62" thick		C5SZ 6321762-A	2
21764 BRACKET - DOOR WINDOW STOP - UPPER						
	64/	S			C4SZ 6321764-A	4
21768-9 STOP - DOOR WINDOW - UPPER						
- A -						
	63	A(63, 65, 75, 76)	Front door		C3AZ 6521768-A	4
	64	A(57, 63, 76)				4
	63	A(75)	Rear door		C3AZ 7521768-A	2
	64	A(57)				2
- B -						
	63	B(65)	"Before 4/16/63" R. H. L. H.		C3OZ 6521768-A	1
					C3OZ 6521768-B	1
	63/64	B(54, 71)	Rear door-lower		C3OZ 5421768-A	2
	63/	B(65)	"From 4/16/63" Front		C3OZ 6521768-C	2
	64	B	No. 12-20 x 7/16" Screw flat head		353908-S7(BB113)	AR

NOTE 1 - Replaced by 1 each C2DZ 6421608-C, C2AZ 6222963-A, C2AZ 6222992-A & 375897-S(XX118A)

NOTE 2 - Replaced by 1 each C2DZ 6421609-C, C2AZ 6222963-A, C2AZ 6222992-A & 375897-S(XX118A)

NOTE 3 - Used with manual windows

NOTE 4 - Used with power windows

**BODY
SECTION 210**
FORD CAR PARTS

GROUP NUMBER	YEAR	BODY TYPE	DESCRIPTION	PART NUMBER		QTY.									
				RIGHT HAND	LEFT HAND										
21768-9 DOOR WINDOW - UPPER - continued															
- S -															
60	S		Front & rear	*B7A	6321768-A	4									
			No. 10-24 x 3/8" Hex. washer head screw	40905-S7 (U258)		4									
			No. 12-24 x 3/8" Hex. washer head screw	354666-S2 (BB568)		8									
64/	S		Upper	C4SZ	6321768-B	2									
			No. 10-24 x 7/16" Hex. head bolt	350002-S (BB529)		8									
- X -															
63	X(63, 76)	"Before 4/16/63"	R. H.	C3DZ	7621768-A	1									
			L. H.	C3DZ	7621768-B	1									
63/	X(63, 76)	"From 4/16/63"	Rear	C3OZ	6521768-C	2									
63	A (63, 65, 75, 76)		5/16"-24 x .62" Hex. head screw & washer assy.	359605-S8(BB590)		8									
64	A(57, 63, 76)					8									
63/64	B(54, 65, 71)					4									
63/64	X(63, 76)					4									
21770-1 STOP - DOOR WINDOW - UPPER															
63,	B(65)		R. H. - Front	C3OZ	6521770-A	1									
			L. H.	C3OZ	6521770-B	1									
63/64	B(65)		5/16"-24 x .62" Hex. head screw & washer assy.	359605-S8(BB590)		2									
61	S	"Before 7/14/61"		C1SZ	6321770-A	2									
63/	X(63, 76)		R. H. - Upper-front	C3DZ	7621770-E	1									
			L. H.	C3DZ	7621770-F	1									
63/64	X(63, 76)		5/16"-24 x .62" Hex. head screw & washer assy.	359605-S8(BB590)		2									
<table border="1" style="width: 100%; border-collapse: collapse;"> <thead> <tr> <th rowspan="2">GROUP NUMBER</th> <th rowspan="2">YEAR</th> <th rowspan="2">BODY TYPE</th> <th rowspan="2">DESCRIPTION</th> <th colspan="2">PART NUMBER</th> <th rowspan="2">QTY.</th> </tr> <tr> <th>RIGHT HAND</th> <th>LEFT HAND</th> </tr> </thead> </table>							GROUP NUMBER	YEAR	BODY TYPE	DESCRIPTION	PART NUMBER		QTY.	RIGHT HAND	LEFT HAND
GROUP NUMBER	YEAR	BODY TYPE	DESCRIPTION	PART NUMBER		QTY.									
				RIGHT HAND	LEFT HAND										
21774-5 BUMPER ASSY. - DOOR VENTILATING WINDOW FRAME															
60	A(63A, 75A, 76B)			C1AB	6321774-A	2									
				C1AB	6321775-A	1									
						1									
						1									
63/64	A(57, 63, 76)			C3AZ	7621774-B	1									
63/	B(65)			C3OZ	6521774-A	1									
60	S		Upper	B7A	7621774-A	2									
61/63	S			C2SZ	6321774-A	1									
64/	S			C6SZ	6321774-A	2									
63/	X(63, 76)			C4DZ	7621774-A	1									
21801 BUSHING - DOOR LOCK PAWL - INCLUDES WASHERS															
63/	A			C3AZ	6221801-A	2									
62/64	B			C2OZ	6221801-A	2									
63	X(63, 76)					2									
64/	X					2									
64	S			C4SZ	6321801-A	2									
21812-3 LATCH ASSY. - DOOR															
- A -															
60/61	A			C1AB	6221812-B	1									
62	A			C2AZ	6221812-B	1									
63/64	A		Includes attaching parts	C3AZ	6221812-D	1									
- B -															
62/64	B		Includes attaching parts	C3OZ	6221812-F	1									
62/64	B		Includes attaching parts	C3OZ	6221812-F	1									
- S -															
60	S			B8S	6321812-A	1									
61/63	S			C3SZ	6321812-A	1									
64	S		Used without vacuum door locks & with 377647-S sleeve nuts	C5AZ	6221812-C	1									
64	S		Units without vacuum door lock but with 21952 retainer-Includes attaching parts	C4SZ	6321812-C	1									
64	S		Used with vacuum door lock & 21952 retainers- Includes attaching parts	C4SZ	6321812-D	1									

FORD CAR PARTS

**BODY
SECTION 210**

1001

GROUP NUMBER	YEAR	BODY TYPE	DESCRIPTION	PART NUMBER		QTY.
				RIGHT HAND	LEFT HAND	
21812-3 LATCH ASSY. - DOOR - continued						
- X -						
	60/63	X(except 63, 76)		CIDZ 6421812-D	C1DZ 6421813-E	1
	63	X(63, 76)	Includes attaching parts	C3OZ 6221812-F	C3OZ 6221813-F	1
	64/	X				1
	60/62	A, B, S, X	No. 12-24 x .44" Cross recess flat head screw & washer assy.	353908-S7(BB113)	353908-S7(BB113)	6
	64	X				6
	63	X(except 63, 76)	No. 12-24 x 1/2" Cross recess flat head screw & washer assy.	356782-S8(BB114)	356782-S8(BB114)	6
	64	A, B, S				6
21818-9 CONTROL and LINK ASSY. - DOOR LOCK REMOTE						
- A -						
	60/61	A	Front door	C0AB 6421818-C	C0AB 6421819-C	1
	60/61	A(54A, 58A, E, F, 71, 75A)	Rear door			1
	62/64	A	Front door	C3AZ 6221818-B	C3AZ 6221819-B	1
	62	A(54A, 71, 75)	Rear door			1
	64	A(54, 71)	Rear door			1
- B -						
	62/64	B		C2OZ 6221818-B	C2OZ 6221819-B	1
- S -						
	60	S		C0SB 6321818-A	C0SB 6321819-A	1
	61/63	S		C1SB 6321818-C	C1SB 6321819-C	1
	64	S		C4SZ 6321818-A	C4SZ 6321819-A	1
- X -						
	60/62	X		C2OZ 6221818-B	C2OZ 6221819-B	1
	64	X				1
	63	X(54B, 62B, 62C, 63, 76)	Refer to Group 26404-5			
	60/62	A, B, S, X	5/16"-24 x .62" Hex. hd. screw & washer assy.	359605-S8(BB590)	359605-S8(BB590)	6or12
	63/64	A, B, S, X(except 54B, 62B, 62C, 63, 76)				6
218A24-5 ROD - FRONT DOOR LOCK ACTUATING OUTER						
	60	A	Refer to Group 22380-1			
	63/64	A	Includes attaching parts	C3AZ 62218A24-C	C3AZ 62218A25-C	1
			Retainer	C3AZ 6221952-A	C3AZ 6221952-A	4
	62	B		*C2OZ 62218A24-A	C2OZ 62218A25-A	1
GROUP NUMBER	YEAR	BODY TYPE	DESCRIPTION	PART NUMBER		QTY.
218A28 ROD - DOOR BELLCRANK TO DOOR LOCK CONTROL LEVER						
	61/63	S			C1SB 63218A28-A	4
218A30-1 BRACKET and BELLCRANK ASSY. - DOOR LOCK ARM ACTUATING and REMOTE CONTROL ROD						
	62	S	Refer to Group 22062-3			
	61/62	S	No. 10-24 x 3/8" Pan head screw		*40515-S8	6
			No. 12-24 x .44" Cross recess flat head screw & washer assy.		353908-S7(BB113)	2
218A42-3 ACTUATOR ASSY. - DOOR VACUUM LOCK						
	63	S	R. H.	C3SZ 63218A42-A		1
			L. H.	C3SZ 63218A43-A		1
			Retainer	B9AB 5421954-A		2
	34	S	"Before 3/1/64"	C4SZ 63218A42-A		2
			5/16"-24 x .62" Hex. head screw & washer assy.		359605-S8(BB590)	4
			.148" I. D. x .39" long-Nut (sleeve)-nylon		377647-S(MM216J)	2
	64	S	"From 3/1/64"			
			Includes attaching parts		C4SZ 63218A42-B	2
			Retainer		C3AZ 6221952-A	2

GROUP NUMBER	YEAR	BODY TYPE	DESCRIPTION	PART NUMBER	QTY.
21850 KNOB - DOOR LOCKING CONTROL ROD					
60/62	A		Black	C1DZ 6421850-A	2or4
62	B				2or4
60	S				2or4
60/63	X	"Before 3/11/63"			2or4
63	A	(except 63C, 65B, 75C, 76B)	Black	C3AZ 6221850-A	2or4
			Red	C3AZ 6221850-B	2or4
			Blue	C3AZ 6221850-C	2or4
			Beige	C3AZ 6221850-D	2or4
			Gold	C3AZ 6221850-E	2or4
			Turquoise	C3AZ 6221850-F	2or4
			Chestnut	C3AZ 6221850-H	2or4
63	A	(Taxi)	Green	C3AZ 6221850-G	2or4
63	A	(63C, 65B, 75C, 76B)	Chrome-. 70" diameter at top	C1VB 5721850-B	2or4
64	A	(57C, 63C, 76B)			2or4
64	S				2
64	A, C, X		Beige	C4AZ 6221850-AFF	2or4
			Palomino	C4AZ 6221850-AFG	2or4
			Turquoise	C4AZ 6221850-AFH	2or4
			Blue	C4AZ 6221850-AFK	2or4
			Black	C3AZ 6221850-A	2or4
			Red	C3AZ 6221850-B	2or4
64	A, B		Silver Mink	C4AZ 6221850-AFJ	2or4
63	B		Black	C3AZ 6221850-A	2or4
			Red	C3AZ 6221850-B	2or4
			Chestnut	C3AZ 6221850-H	2or4
			Medium Blue	C3OZ 6221850-A	2or4
			Medium Beige	C3OZ 6221850-B	2or4
			Medium Turquoise	C3OZ 6221850-C	2or4
			Medium Gold	C3OZ 6221850-D	2or4
63	B	(Police & Taxi)	Medium Green	C3OZ 6221850-E	2or4
61/63	S		Chrome -. 54" diameter at top	C1VB 5721850-A	2
62	B				2or4
63/64	S		Use with vacuum door lock system or map lamp on instrument panel	C3SZ 6321850-A	1
63/64	A	(54B, E, 62B, E)-Police Cars	No. 8-32 x 1/4" Screw (set)	375504-S8(UU28A)	1
63	X	"From 3/11/63"	Black	C3DZ 6221850-A	2or4
			Red	C3DZ 6221850-B	2or4
			Blue	C3DZ 6221850-C	2or4
			Beige	C3DZ 6221850-D	2or4
			Gold	C3DZ 6221850-E	2or4
			Turquoise	C3DZ 6221850-F	2or4
21850 KIT - REAR DOOR SAFETY LOCK					
60/	A	(54, 57, 71), X(54, 71)		C6AZ 5421850-B	2
62/	B	(54, 71)			2
21852-3 ROD - DOOR LOCK PUSH BUTTON					
- A -					
60/61	A	(59, 62, 63, 64, 76)		C0AB 6421852-A	2
60/61	A		Clip	B9AB 6421952-A	2
			Clip	B9AB 6421954-A	2
62	A	(54, 71, 75)	R. H.	C2AZ 5421852-A	1
			L. H.	*C2AZ 5421853-A	1
62	A		.148" I. D. x .39" long-Nut (sleeve)-Nylon	377647-S(MM216J)	2
63	A	(54, 71, 75)		C3AZ 5421852-A	2
63	A	(62, 63, 65, 76)		C3AZ 6221852-A	2
64	A	(54, 57, 71)"Before 3/1/64"	16 7/16" long	C3AZ 5421852-B	2
64	A	(54, 57, 71)"From 3/1/64"	16 7/16" long-Includes attaching parts	C3AZ 5421852-C	2
64	A	(62, 63, 76)	16 1/4" long-Includes attaching parts	C3AZ 6221852-C	2
63/64	A	"Before 3/1/64"	.148" I. D. x .39" long-Nut (sleeve)-Nylon	377647-S(MM216J)	2

FORD CAR PARTS

**BODY
SECTION 210**

1003

GROUP NUMBER	YEAR	BODY TYPE	DESCRIPTION	PART NUMBER	QTY.	
21852-3 ROD - DOOR LOCK PUSH BUTTON - continued						
- B -						
62		B(54)	R. H. -11 5/8" long-Identified with (1) Yellow Stripe	C2OZ 5421852-C	1	
63/64		B(54, 71)	"Before 3/1/64"	L. H. -Identified with (2) Yellow Stripes	C2OZ 5421853-B	1
64		B(54, 71)	"From 3/1/64"	R. H. -11 5/8" long-Identified with (1) Yellow Stripe-Includes attaching parts	C2OZ 5421852-C	1
				L. H. -Identified with (2) Yellow Stripes	C2OZ 5421853-C	1
62		B(62)	R. H. -11 7/16" long-Identified with (1) Red Stripe-Includes attaching parts	C2OZ 6221852-D	1	
63/64		B(62, 65)		L. H. -Identified with (2) Red Stripes	C2OZ 6221853-D	1
- S -						
61/63		S		C1SB 6321852-A	2	
			Clip	B9AB 6421954-A	2	
64		S		C4SZ 6321852-B	2	
			Retainer	C3AZ 6221952-A	2	
- X -						
60/63		X(54, 58, 71)	R. H.	C0DB 5821852-A	1	
			L. H.	C0DB 5821853-A	1	
60/63		X(59, 62, 64, 66, 78)	R. H.	C0DB 6421852-A	1	
			L. H.	C0DB 6421853-A	1	
63		X(63, 76)		C3DZ 7621852-A	2	
			.148" I. D. x .39" long-Nut (sleeve) - Nylon	377647-S(MM216J)	2	
64/		X(except 63,76)	12" long-Includes attaching parts	C4DZ 6221852-B	2	
64/		X(63, 76)	12" long-Includes attaching parts	C4DZ 6321852-B	2	
21858 SPRING - DOOR LOCK MAIN						
60/		X(except 63, 76)		BA 7021858-A	2	
218A82 BEZEL - DOOR VACUUM LOCK CONTROL SWITCH						
63		S		C3SZ 63218A82-A	1	
64/		S		C4SZ 63218A82-A	2	
218A84 ADAPTER - DOOR VACUUM LOCK CONTROL SWITCH MOUNTING						
63		S		C3SZ 63218A84-A	1	
219A00 VALVE ASSY. - DOOR VACUUM LOCK CONTROL						
63		S	"Before 2/11/63"	C1VB 57219A00-C	1	
63		S	"From 2/11/63"	C3SZ 63219A00-A	1	
64/		S		C4SZ 63219A00-A	1	
63/		A, S	No. 10-16 x 3/8" Hex. washer head screw	42120-S8(U248)	2	
64		S	No. 14-14 x 1/2" Hex. washer head screw	31497-S8(U254)	1	
219A02 RESERVOIR ASSY. - DOOR VACUUM LOCK CONTROL						
63		S	"Before 1/15/63"	C3SZ 63219A02-A	1	
63		S	"From 1/15/63"	C3SZ 63219A02-B	1	
			No. 14-14 x 1/2" Hex. washer head screw	31497-S8(U254)	4	
64/		S		C4SZ 63219A02-A	1	
			No. 10-12 x 3/4" Hex. washer head screw	42141-S8(U250)	2	
			No. 10-12 Nut (spring)	45145-S(M130)	2	
21910 SPRING - DOOR REMOTE CONTROL						
62/64		B		CODZ 6421910-A	2or4	
60/64		X			2or4	
60		S		8A 7021910-C	2or4	
219A24-5 ANTI-RATTLER - DOOR LOCK ACTUATING ROD						
62/		S	R. H.	C2SZ 63219A24-A	1	
			L. H.	C2SZ 63219A25-A	1	
21927 HOSE - DOOR LATCH VACUUM - Refer to Chassis Section 17543						
21928-9 LINK ASSY. - FRONT DOOR LOCK REMOTE CONTROL - Also refer to Group 21940-1						
60		S	25.50" long	*B8S 6321928-A	2	
			26.80" long	*B7A 6421928-A	2	
			Clip-R. H. -Use B7A 9826-A		4	
			Clip-L. H. -Use B7A 9825-B		4	

GROUP NUMBER	YEAR	BODY TYPE	DESCRIPTION	PART NUMBER	QTY.
21940-1 LINK - FRONT DOOR LOCK REMOTE CONTROL					
- A -					
60/61		A(54, 58, 71, 75)		★C0AB 5821940-A	2
60/61		A	Clip-front	B9AB 6421952-A	4
62		A(62, 65, 76)		★C2AZ 6221940-A	2
63		A(54, 71, 75)	Includes attaching parts	C3AZ 5421940-C	2
64		A(54, 57, 71)			2
63		A(62, 63, 65, 76)		C3AZ 6221940-B	2
64		A(62, 63, 76) "Before 3/1/64"			2
64		A(62, 63, 76) "From 3/1/64"	Includes attaching parts	C3AZ 6221940-C	2
64/		A, B, S, X "From 3/1/64"	Retainer	C3AZ 6221952-A	2or4
64/		A(71), B(71)			2
- B -					
62		B(54)		C2OB 5421940-A	2
63		B(54, 71)			2
62/63		B(62)		C2OB 6221940-A	2
63		B(65)	R. H.	C3OZ 6521940-A	1
			L. H.	C3OZ 6521941-A	1
64		B(54, 71) "Before 3/1/64"		C2OZ 5421940-A	2
64		B(65) "Before 3/1/64"	R. H.	C3OZ 6521940-B	1
			L. H.	C3OZ 6521941-B	1
64		B(54, 71) "From 3/1/64"	Includes attaching parts	C2OZ 5421940-B	2
64		B(62) "From 3/1/64"	Includes attaching parts	C2OZ 6221940-B	2
64		B(65) "From 3/1/64"	R. H. -Includes attaching parts	C3OZ 6521940-C	1
			L. H.	C3OZ 6521941-C	1
- S -					
61/63		S		C1SZ 6321940-A	2
			Clip	B9AB 6421952-A	8
			Clip-Anti-rattler	358393-S2(GG51)	2
			Anti-rattler-cut from wiper hose		
64		S "Before 3/1/64"	R. H.	C4SZ 6321940-A	1
			L. H.	C4SZ 6321941-A	1
64		S "From 3/1/64"	R. H. -Includes attaching parts	C4SZ 6321940-B	1
			L. H.	C4SZ 6321941-B	1
- X -					
60/63		X(54, 58, 71)		C0DB 5821940-A	2
60/63		X(59, 62, 64, 66, 78)		C0DB 6421940-A	2
63		X(63, 76)	R. H.	C3DZ 7621940-A	1
			L. H.	C3DZ 7621941-A	1
			Clip	376995-S2(GG226A)	2
			.148" I. D. x .39" long-Nut (sleeve)-Nylon	377647-S(MM216J)	2
64		X(63, 76) "Before 3/1/64"	R. H.	C4DZ 6321940-A	1
			L. H.	C4DZ 6321941-A	1
64/		X(54, 71)	Includes attaching parts	C4DZ 5421940-C	2
64/		X(59, 62, 66, 78)	Includes attaching parts	C4DZ 6221940-B	2
64/		X(63, 76) "From 3/1/64"	R. H. -Includes attaching parts	C4DZ 6321940-B	1
			L. H.	C4DZ 6321941-B	1
60/64		A	Clip-Anti-rattler	358393-S2(GG51)	2
62/63		A, B	.148" I. D. x .39" long-Nut (sleeve)-Nylon	377647-S(MM216J)	4
62/64		B(except 65)	Clip	375752-S2(GG224)	2
63/64		B(65)	Clip	376995-S2(GG226A)	2
62/64		B	No. 8-15 x 1/2" Cross recess pan head screw	52726-S13(U381)	2
63/64		A, B, S "Before 3/1/64"	.148" I. D. x .39" long-Nut (sleeve)-Nylon	377647-S(MM216J)	2
60/62		X	Clip-Anti-rattler	373251-S2(GG192)	2
60/		X(except 63)	Clip	B9AB 6421952-A	2
60/		X(except 63, 76)	Clip	C0AB 6421954-A	2
64		X(except 63, 76) "Before 3/1/64"	.148" I. D. x .39" long-Nut (sleeve)-Nylon	377647-S(MM216J)	4
63/		X(except 63, 76, 78)	Clip-Anti-rattler	375752-S2(GG224)	2
60/		X	No. 8-15 x 1/2" Cross recess pan head screw	52726-S13(U381)	2
21942 COVER ASSY. - LOCK CYLINDER KEY HOLE					
60		A	Front door	B9A 6421942-A	2
60		A(59, 71)	Tail gate		1
21942-3 KIT - DOOR LOCK CYLINDER COVER and SPRING					
60		S	R. H.	B2A 7021942-A	1
60/62		X			1
			L. H.	B2A 7021943-A	1

FORD CAR PARTS

**BODY
SECTION 210**

1005

GROUP NUMBER	YEAR	BODY TYPE	DESCRIPTION	PART NUMBER	QTY.	
21952 CLIP - DOOR LOCK ROD						
	60/61	A	Front door	B9AB 6421952-A	8	
	60/61	A(54A, 58A, E, F, 71, 75A)	Rear door		10or12	
	60/64	S			2or8	
	60/	X(except 63)	Front door		2or4	
	60/62	X(58A, 71)	Rear door		8or10	
	63	X(54, 71)	Rear door		8	
	62/64	A	"Before 3/1/64"	Use 377647-S sleeve nut	AR	
	64	A, B, S, X	"From 3/1/64"	C3AZ 6221952-A	AR	
21954 CLIP - DOOR LOCK CONTROL LINK RETAINING - Also refer to Chassis Group 9825-6						
	60/61	A	Front door	B9AB 6421954-A	6or10	
	60/61	A(54A, 58A, E, F, 71, 75A)	Rear door		6or8	
	60/61	A(59C, E, 71)	Tail gate		2	
	61/63	S			10	
	62/63	A, B	"Before 3/1/64"	Use 377647-S sleeve nut	AR	
	64	A, B, S	"From 3/1/64"	C3AZ 6221954-A	AR	
	64	A(71), B(71)			2	
	60/61	A	Front door	C0AB 6421954-A	2or4	
	60/	X(except 63, 76)			2	
21970-1 LEVER - DOOR LOCK OPERATING						
	61/62	A, B, S		C2OZ 6221970-A	2	
	63	A, S			2	
	64	A, B, S, X			2	
	63	B	"Before 3/18/63"	R. H. - 1.17" long-NOTE 1 Replaced by 1 each C3OZ 6221970-B & C3OZ 6222112-B (4-64) L. H.	★C3OZ 6221970-A ★C3OZ 6221971-A	1 1
	63	B	"From 3/18/63"	1.24" long - NOTE 2	C3OZ 6221970-B	2
	60	S		R. H. L. H.	B8S 6321970-A B8S 6321971-A	1 1
	63	X(63, 76)			C3DZ 7621970-A	2
	60/63	X(except 63, 76)			C0DB 6421971-B	2
	60/63	X	Spring (retaining)		B5A 7022075-A	2
	62/63	A, B	1/4" Ring (retaining)		97497-S2 (Q5)	2
	64	A, B, S, X				2
21984-5 LOCK and SLEEVE ASSY. - DOOR PILLAR - WITH 2 KEYS - Also refer to Groups 22454; 26602; 266A12-3						
- A -						
	60	A	R. H. -With button L. H.	B9A 6421984-A	1 1	
	61	A	R. H. -Reverse lever-Replaced by 1 each C3AZ 6221984-B; C1AB 6221970-C; 358662-S; 359368-S2 & 374669-S2 (3-64) L. H.	★C1AZ 6221985-B ★C1AZ 6221985-B	1 1	
	62	A	R. H. -Reverse lever-Replaced by 1 each C3AZ 6221984-B; C2OZ 6221970-A; 374669-S2; 359368-S2; 358662-S (1-64) L. H.	★C2AZ 6221985-A ★C2AZ 6221985-A	1 1	
	63/64	A	Cylinder assembly less lever-includes retainers	C3AZ 6221984-B	2	
- B -						
	62	B	R. H. -Reverse lever-Replaced by 1 each C3AZ 6221984-B, C2OZ 6221970-A, 374669-S2, 359368-S2, 358662-S (1-64) L. H.	★C2AZ 6221985-A ★C2AZ 6221985-A	1 1	
	63/64	B	Cylinder assembly less lever-includes retainers	C3AZ 6221984-B	2	
- S -						
	60	S	R. H. -Replaced by 1 each B7A 7021984-A, B8S 6321970-A; B7A 7022075-A L. H. - Replaced by 1 each B7A 7021985-A; B8S 6321971-A; B7A 7022075-A	★B8S 6321984-A ★B8S 6321985-A	1 1	
	61/62	S	R. H. -Reverse lever -Replaced by 1 each C3AZ 6221984-B; C1AB 6221970-C; 358662-S; 359368-S2 & 374669-S2 (3-64) L. H.	★C2SZ 6321984-A ★C2SZ 6321984-A	1 1	
	63/64	S	Cylinder assembly less lever-includes retainers	C3AZ 6221984-B	2	

NOTE 1- Use with C3OZ 6222112-A

NOTE 2 - Use with C3OZ 6222112-B

GROUP NUMBER	YEAR	BODY TYPE	DESCRIPTION	PART NUMBER	QTY.
21984-5	LOCK and SLEEVE ASSY. - DOOR PILLAR - WITH 2 KEYS - continued - Also refer to Groups 22454; 28602; 286A12-3				
- X -					
	60/63	X	R. H. -Less lever and spring L. H.	B7A 7021984-A B7A 7021985-A	1 1
	63/64	X	Cylinder assembly less lever-includes retainers	C3AZ 6221984-B	2
	61/64 64	A, B, S X	1/4" Ring (retaining)	359368-S2(XX10C)	2 2
	61/64 64	A, B, S X	3/8" Washer (spring)	374669-S2(XX368A)	2 2
	62/64 64	A, B, S X	.25" I. D. x .75" O. D. Flat washer- to provide bearing surface for lever	358662-S(XX87)	2 2
21999	GROMMET - DOOR LOCK KNOB				
	63/64	A(63C, 65B, 75C, 76B)	White nylon	C3MY 6221999-A	2or4
	64	A	Plastic	C4AZ 6221999-A	2or4
	62/64	B		C2OZ 6221999-B	2or4
	60	S	Front door	★C0SB 6321999-A	2
	61/63	S	Front door	B9MB 5721999-A	2
	64	S	Cyclocac	C4SZ 6321999-B	2
22006-7	SPRING - DOOR LOCK CYLINDER KEY HOLE COVER				
	60	S, X	Use in L. H. Door Handle Assy.	★BA 7022006-A	1
	61/63	X			1
	60	S, X	Use in R. H. Door Handle Assy.	★BA 7022007-A	1
	61/63	X			1
22008-9	PLATE ASSY. - DOOR LOCK STRIKER - Also Refer to Group 265A04				
	60	S	R. H. L. H. 5/16"-24 x 1.56" Flat head locking screw	B9SB 6322008-A B9SB 6322009-A 358754-S8(BB106)	1 1 6
	60/62 61/63 63	A, X S X(except 63, 76)	R. H. L. H.	C0AZ 6222008-A C0AZ 6222009-A	1or2 1 1or2
	62/ 63 64	B A, X(63, 76) A, S, X		C2OZ 6222008-B	2or4 2or4 2or4
	60/62 63	A, S, X S, X(except 63, 76)	5/16"-24 x 1.38" Flat head locking screw	358996-S8(BB105)	6 or 12 6or12
	62/64 63 64	B A, X(63, 76) A, S, X	5/16"-24 x .92" Flat head locking screw	371402-S13(BB101A)	4or8 4or8 4or8
22014-5	PLATE - DOOR LOCK STRIKER AUXILIARY				
	60	S	R. H. L. H.	★B8S 6322014-A ★B8S 6322015-A	1 1
	60/62 61/63 63	A, X S X(except 63, 76)	R. H. L. H.	C3SZ 6322014-A C3SZ 6322015-A	1or2 1 1or2
22021	RETAINER - DOOR LOCK STRIKER ANCHOR PLATE				
	60/62	A	Refer to Group 22142-3		
22023	RETAINER - DOOR LOCK CYLINDER - Also refer to Group 22027				
- A -					
	61/62	A		C1AB 6222023-B	2
	63	A		C3AZ 6222023-A	2
	64	A(54, 57, 71), S		C4AZ 5422023-A	2
	63	A(71B, E)	Stowage compartment	C2OZ 6222023-A	1
	64	A(62, 63, 76)		C4AZ 6222023-A	2or3
- B -					
	62/64 63	B B(71)	Stowage compartment	C2OZ 6222023-A	2 1
	64 64/	B B(71)	Stowage compartment	C4AZ 6222023-A	2or3 1

FORD CAR PARTS

BODY SECTION 220

1007

GROUP NUMBER	YEAR	BODY TYPE	DESCRIPTION	PART NUMBER	QTY.
22023 RETAINER - DOOR LOCK CYLINDER - continued - Also Refer to Group 22027					
- S -					
	60	S	Refer to Group 22027		
	61/63	S		C1TB 8122023-A	2
- X -					
	60/63	X		C0DZ 6422023-B	2
	64/	X		C4DZ 6222023-A	2
22024 PLATE - DOOR LOCK STRIKER TAPPING					
	60/64	X	Front door	C0DB 6422024-A	2
	60/62	X(58A, 71)	Rear door		2
	63	X(54, 71)	Rear door		2
22027 RETAINER - DOOR LOCK CYLINDER - Also refer to Group 22023					
	60	S	R. H.	B8S 6322027-B	1
			L. H.	B8S 6322027-A	1
22040 INSERT - DOOR LOCK STRIKER PLATE					
	60	S		B8S 6322040-A	2
	61/63	S		C1SZ 6322040-B	2
	60/61	A(54A, 58A, 58E, 58F, 71, 75A)	Rear door	C2AZ 6222040-A	2
	61	S			2
	60/62	A, X	Front door		2
	62	A(54, 71, 75A)	Rear door		2
	60/62	X(58A, 71)	Rear door		2
	63/	X(except 63, 76)	Front door		2
	63/	X(54, 71)	Rear door		2
22050 CYLINDER and KEY SET - DOOR and IGNITION LOCK					
- A -					
	60	A	Consists of lock cylinders for ignition, doors & 2 keys	C0AB 6422050-A	1
	61	A	Consists of lock cylinders for ignition, doors, & 2 keys-Replaced by 1-C3AZ 6222050-B and 2-C1AB 6221970-C (4-64)	*C1AZ 6222050-D	1
	62	A	Consists of lock cylinders for ignition, doors & 2 keys - Replaced by C3AZ 6222050-B & 2-C2OZ 6221970-A (7-65)	*C2AZ 6222050-A	1
	63	A	"Before 3/18/63"		1
	63	A	"From 3/18/63"		1
	64	A(except 59, 71, 78)	Less lever-consists of lock cylinders for ignition, doors, 6 retainers & 2 keys	C3AZ 6222050-B	1
	64	A(except 71)	Complete vehicle set-single key-consists of lock cylinders for ignition, doors, glove compartment, luggage compartment & 2 keys	C4AZ 6222050-A	1
	64	A(71)-with electric tail gate window	Complete vehicle set-single key-consists of lock cylinders for ignition, doors, glove compartment, tail gate & 2 keys	C4AZ 7122050-A	1
	64	A(71)-with manual tail gate window	Complete vehicle set-single key-consists of lock cylinders for ignition, doors, glove compartment, tail gate & 2 keys	C4AZ 7122050-B	1
- B -					
	62	B	Consists of lock cylinders for ignition, door & 2 keys-Replaced by C3AZ 6222050-B & 2-C2OZ 6221970-A (7-65)	*C2AZ 6222050-A	1
	63	B	"Before 3/18/63"		1
	63	B	"From 3/18/63"		1
	64	B(except 59, 71, 78)	Less lever-consists of lock cylinders for ignition, doors, 6 retainers & 2 keys	C3AZ 6222050-B	1
- S -					
	61/63	S	"Before 3/18/63"		1
	63	S	"From 3/18/63"		1
	64	S(except 59, 71, 78)	Less lever-consists of lock cylinders for ignition, doors, 6 retainers & 2 keys	C3AZ 6222050-B	1

GROUP NUMBER	YEAR	BODY TYPE	DESCRIPTION	PART NUMBER		QTY.
				RIGHT HAND	LEFT HAND	
22050 CYLINDER and KEY SET - DOOR and IGNITION LOCK - continued						
- X -						
	60/61	X	Consists of lock cylinders for ignition, doors,	C1DZ	6422050-A	1
	62/63	X(58, 62, 64, 66)	2 keys & instruction sheet No. 1287			1
	62/63	X(59, 71, 78)	Complete vehicle set-single key-consists of lock cylinders for ignition, doors, tail gate & 2 keys	C2DZ	5922050-A	1
	63	X(76)	Consists of lock cylinders for ignition, doors & 2 keys	C3DZ	7622050-A	1
	64/	X(63, 76)				
	64	X(59, 71, 78)	Less lever-consists of lock cylinders for ignition, doors, 6 retainers & 2 keys	C3AZ	6222050-B	1
	64	X(59, 71, 78)	Complete vehicle set-single key-consists of lock cylinders for ignition, doors, tail gate & 2 keys	C4DZ	5922050-A	1
22053 KEY - DOOR AND IGNITION LOCK - BLANK						
	60/64	A, B, S, X	Refer to Group 3685 in Chassis Section			
22058 SHIM - DOOR LOCK STRIKER PLATE						
	60	S		B8S	6322058-A	4
	60/62	A, X		C0AB	6422058-A	AR
	61/63	S				AR
	63	X(except 63, 76)				AR
	62/63	B		C2OB	6222058-A	AR
	63	A, X(63, 76)				AR
	64	A, B, S, X				AR
22062-3 PLATE and BELLCRANK ASSY. - DOOR LOCK REMOTE CONTROL						
	62/63	S	R. H.	C3SZ	6322062-A	1
			L. H.	C3SZ	6322063-A	1
			No. 10-24 x 3/8" Pan head screw	*40515-S8		6
			No. 12-24 x .44" Cross recess flat head screw & washer assy.	353908-S7 (BB113)		2
22075 SPRING - DOOR LOCK OPERATING LEVER RETAINING						
	60	S		B7A	7022075-A	2
	60/64	X		B5A	7022075-A	2
22112 EXTENSION - DOOR LOCK CONTROL ROD LEVER						
	63	B	"Before 3/18/63" Use with C3OZ 6221970-1-A	C3OZ	6222112-A	2
	63	B	"From 3/18/63" Use with C3OZ 6221970-B	C3OZ	6222112-B	2
	64	X	Includes attaching parts	C4DZ	6222112-A	2
GROUP NUMBER	YEAR	BODY TYPE	DESCRIPTION	PART NUMBER		QTY.
				RIGHT HAND	LEFT HAND	
22134-5 ROD - DOOR LOCK CONTROL TO CYLINDER						
- B -						
	64	B	Includes attaching parts	C4OZ	6222134-B	1
- S -						
	61/63	S		C1SZ	6322134-A	2
	64	S	"Before 3/1/64"	C4SZ	6322134-A	1
	64	S	"From 3/1/64"	C4SZ	6322134-B	1
- X -						
	63	X(63, 76)		C3DZ	7622134-A	1
	64	X(63, 76)	"Before 3/1/64"	C4DZ	6322134-A	1
	64/	X(63, 76)	"From 3/1/64"	C4DZ	6322134-B	1
	64	X(except 63, 76)	Includes attaching parts	C4DZ	6222134-B	1
	63/64	B, S, X	"Before 3/1/64" .148" I. D. x .39" long Nut (sleeve)-Nylon	377647-S(MM216J)	377647-S(MM216J)	4
	64	B, S, X	"From 3/1/64" Retainer	C3AZ	6221952-A	AR
GROUP NUMBER	YEAR	BODY TYPE	DESCRIPTION	PART NUMBER		QTY.
				RIGHT HAND	LEFT HAND	
22152-3 ROD - DOOR LOCK ACTUATING						
- A -						
	63	A(54, 71, 75)	With adjustable end	C3AZ	5422152-B	2
	63	A(62, 63, 65, 76)	With adjustable end	C3AZ	6222152-B	2
	64	A(54, 57, 71)"Before 3/1/64"	With adjustable end	C3AZ	5422152-C	2
	64	A(54, 57, 71)"From 3/1/64"	With adjustable end-Includes attaching parts	C3AZ	5422152-D	2
	64	A(62, 63, 76)	With adjustable end-Includes attaching parts	C3AZ	6222152-D	2

FORD CAR PARTS

**BODY
SECTION 220**

1009

GROUP NUMBER	YEAR	BODY TYPE	DESCRIPTION	PART NUMBER	QTY.	
22152-3 ROD - DOOR LOCK ACTUATING - continued						
- B -						
	62	B(54)	Includes attaching parts	C2OZ 5422152-C	2	
	63/64	B(54, 71)				
	62	B(62)	Includes attaching parts	C2OZ 6222152-D	2	
	63/64	B(62, 65)				
- S -						
	64	S	"Before 3/1/64"	C4SZ 6322152-A	2	
	64	S	"From 3/1/64"	C4SZ 6322152-B	2	
- X -						
	63	X(63, 76)	R.H.	C3DZ 7622152-A	1	
			L.H.	C3DZ 7622153-A	1	
	64/	X	Includes attaching parts	C4DZ 6222152-B	2	
	63	A, B, X(63, 76)	.148" I.D. x .39" long-Nut(sleeve)-Nylon	377647-S(MM216J)	2	
	64	B, S, X	"Before 3/1/64"		2	
	64	A, B, S, X	"From 3/1/64"	C3AZ 6221952-A	1or2	
	64	A, S	"From 3/1/64"	C3AZ 6221954-A	1	
22158 NUT - DOOR VACUUM LOCK CONTROL MOUNTING						
	63	S		C3SZ 6322158-A	1	
	64/	S		C4SZ 6322158-A	1	
GROUP NUMBER	YEAR	BODY TYPE	DESCRIPTION	PART NUMBER		QTY.
				RIGHT HAND	LEFT HAND	
222A00-1 RETAINER ASSY. - FRONT DOOR GLASS RUN - LOCK SIDE						
- A -						
	63/64	A(54, 71)		C3AZ 54222A00-A	C3AZ 54222A01-A	1
	63/64	A(62)		C3AZ 62222A00-A	C3AZ 62222A01-A	1
- B -						
	62/	B(54, 71)		C2OZ 54222A00-A	C2OZ 54222A01-A	1
	62/	B(62)		C2OZ 62222A00-A	C2OZ 62222A01-A	1
- X -						
	62/	X(54, 58, 71)		C2DZ 58222A00-B	C2DZ 58222A01-B	1
	62/	X(59, 62, 64, 66, 78)		C2DZ 64222A00-B	C2DZ 64222A01-B	1
	63/64	A(54, 62, 71)	5/16"-24 x .62" Hex. head screw & washer assy.	359605-S8(BB590)	359605-S8(BB590)	2
	62/	X(except 63, 76)	1/4"-20 x 1/2" Pan head screw & washer assy.	373460-S7(BB629)	373460-S7(BB629)	2
22204-5 RETAINER and DIVISION BAR ASSY. - FRONT DOOR VENTILATING WINDOW						
- A -						
	60	A(except 63, 75, 76)- "Before 3/15/60"		★C0AB 6422204-B	★C0AB 6422205-B	1
	60	A(75)		C2AZ 6522204-A	C2AZ 6522205-A	1
	61/62	A(65, 75)				1
	60/61	A(except 63, 65, 75, 76)- "From 3/15/60"		C2AZ 6222204-A	C2AZ 6222205-A	1
	61	A(except 63, 65, 75, 76)- "From 11/7/60"				1
	62	A(54, 62, 71)				1
	63	A(65, 75)		C3AZ 6522204-A	C3AZ 6522205-A	1
	63/64	A(54, 62, 71)		C3AZ 6222204-A	C3AZ 6222205-A	1
	63	A(63, 76)		C4AZ 6322204-A	C4AZ 6322205-A	1
	64	A(57, 63, 76)				1
- B -						
	62/	B(except 65)		C2OZ 6222204-A	C2OZ 6222205-A	1
			No. 10-32 x 3/4" Cross recess fill. head screw	★50166-S8	★50166-S8	2
			No. 10-32 Nut & retainer assy. 'J' type	372893-S2(MM193)	372893-S2(MM193)	2
			No. 8-32 x 3/8" Cross recess truss head shoulder screw	376129-S8(UU97D)	376129-S8(UU97D)	6
	63/64	B(65)		C3OZ 6522204-B	C3OZ 6522205-B	1
	63/	B	5/16" Washer-flat	375897-S(XX118A)	375897-S(XX118A)	

GROUP NUMBER	YEAR	BODY TYPE	DESCRIPTION	PART NUMBER		QTY.
				RIGHT HAND	LEFT HAND	
22204-5 RETAINER and DIVISION BAR ASSY. - FRONT DOOR VENTILATING WINDOW - continued						
- S -						
61/63	S		Less weatherstrip	C2SZ 6322204-A	C2SZ 6322205-A	1
			5/16"-24 x 2 1/2" Hex. head bolt	370222-S8(BB407)	370222-S8(BBK07)	4
			5/16" Lockwasher (internal & external tooth)	356309-S7(XX299)	356309-S7(XX299)	6
			5/16"-24 Retainer assy. (nut)	359952-S2(MM198)	359952-S2(MM198)	4
			5/16"-24 x 1 1/2" Set screw	370278-S7(UU108C)	370278-S7(UU108C)	2
			5/16"-24 Hex. nut	33923-S7(M32)	33923-S7(M32)	2
64/	S			C6SZ 6322204-A	C4SZ 6322205-B	1
- X -						
60/	X(except 63, 76)			C1DZ 6422204-B	C1DZ 6422205-E	1
			No. 8 x 3/8" Cross recess pan head screw	52720-S8(U380)	52720-S8(U380)	6
63/64	X(63, 76)			C4DZ 7622204-B	C4DZ 7622205-B	1
63/	X		5/16"-24 Nut-lock		353618-S100(MM141)	2
60/64	A		No. 10-32 x 5/8" Cross recess pan head screw	50525-S8(U159)	50525-S8(U159)	2
			No. 10 Lockwasher	34903-S8(X96)	34903-S8(X96)	2
			No. 10-32 Nut & retainer assy. "J" type	372893-S2(MM193)	372893-S2(MM193)	2
60/64	A(57, 63, 65, 75, 76)		5/16"-24 x 1 1/2" Set screw	370278-S7(UU108C)	370278-S7(UU108C)	2
			5/16" Lockwasher (internal & external tooth)	356309-S7(XX299)	356309-S7(XX299)	6
64	S		5/16"-24 x .62" Screw & washer assy.	359605-S8(BB590)	359605-S8(BB590)	4
			5/16"-24 Hex. nut	33923-S7(M32)	33923-S7(M32)	2
63/	X		5/16" Washer-flat	375897-S(XX118A)	375897-S(XX118A)	2or4
63	X(63, 76)		5/16"-24 x 1 1/2" Set screw	370278-S7(UU108C)	370278-S7(UU108C)	2
64	X(63, 76)		5/16"-24 x 1 3/4" Set screw	370462-S7-8(UU108D)	370462-S7-8(UU108D)	2
63/64	X(63, 76)		5/16" Lockwasher	356309-S7(XX299)	356309-S7(XX299)	6
			5/16"-24 x .62" Screw & washer assy.	359605-S8(BB590)	359605-S8(BB590)	4
			5/16"-24 Hex. nut	33923-S7(M32)	33923-S7(M32)	2
222A06 BRACKET ASSY. - DOOR WINDOW GLASS RUN - LOWER						
60/64	A			C0AB 64222A06-A	C0AB 64222A06-A	2or4
60/	X			C0DZ 64222A06-A	C0DZ 64222A06-A	2
62/64	B					2or4
60/64	A, B, X		5/16"-24 x .62" Hex. head screw & washer assy.	359605-S8(BB590)	359605-S8(BB590)	4or8
22220-1 FRAME ASSY. - DOOR WINDOW GLASS						
- A -						
60/61	A(59)			*C1AB 5922220-AP	*C1AB 5922221-AP	1
60	A(62A, 64A, F, G, H)			*C1AB 6222220-AP	*C1AB 6222221-AP	1
61	A(62A, 64)					1
60/61	A(63A, 76B)			*C0AB 6322220-A	*C0AB 6322221-A	1
62	A(76)					1
60/62	A(75)			*C0AB 5722220-A	*C0AB 5722221-A	1
63	A(65)			C3AZ 6522220-A	C3AZ 6522221-A	1
63	A(75)			C3AZ 7522220-A	C3AZ 7522221-A	1
63/64	A(63)			C3AZ 6322220-A	C3AZ 6322221-A	1
63/64	A(76)			C3AZ 7622220-A	C3AZ 7622221-A	1
64	A(57)		Includes attaching parts	C4AZ 5722220-A	C4AZ 5722221-A	1
- B -						
63/	B(65)			C3OZ 6522220-B	C3OZ 6522221-C	1

FORD CAR PARTS

BODY SECTION 220

1011

GROUP NUMBER	YEAR	BODY TYPE	DESCRIPTION	PART NUMBER		QTY.
				RIGHT HAND	LEFT HAND	
22220-1 FRAME ASSY. - DOOR WINDOW GLASS - continued						
- S -						
	61/63	S		C1SB 6322220-B	C1SB 6322221-B	1
			No. 8-32 x 3/8" Cross recess flat head screw	358477-S8(BB93)	358477-S8(BB93)	4
	64/	S	Includes attaching parts	C4SZ 6322220-A	C4SZ 6322220-A	2
- X -						
	60/62	X(58A, 71)	Window opening frame	C0DZ 5822220-B	C0DZ 5822221-B	1
	63/	X(54, 71)				1
	60/62	X(59A, 64, 66A, 78A)	Window opening frame	C0DZ 6422220-B	C0DZ 642221-B	1
	62	X(62C)				1
	63/	X(59, 62, 66, 78)				1
	63/	X(63)		C3DZ 6322220-A	C3DZ 6322221-A	1
	63/	X(76)		C3DZ 7622220-A	C3DZ 7622221-A	1
	60/61	A(except 63, 65, 75, 76)	5/16"-24 x 1 3/8" Stud shoulder	371242-S8(UU115)	371242-S8(UU115)	2
	60/62	A	5/16" Lockwasher (internal & external tooth)	356309-S7(XX299)	356309-S7(XX299)	6
			5/16"-24 Hex. nut	33923-S7(M32)	33923-S7(M32)	2
			No.10-32 x 5/8" Cross recess pan head screw	50525-S8(U159)	50525-S8(U159)	2
			No.10 Lockwasher	34903-S8(X96)	34903-S8(X96)	2
			No. 10-32 Nut & retainer assy. "J" type	372893-S2(MM193)	372893-S2(MM193)	2
			5/16"-24 x .62" Screw & washer assy.	359605-S8(BB590)	359605-S8(BB590)	4
			No. 8-18 x 3/8" Cross recess pan head screw	52720-S8(U380)	52720-S8(U380)	6
	60/	X(except 63, 76)	No.8 x 3/8" Cross recess pan head screw	52720-S8(U380)	52720-S8(U380)	6
222A20-1 SHIELD - DOOR VENTILATING WINDOW RAIN						
	60	A(63A, 76B)		★C0AB 63222A20-A	★C0AB 63222A21-A	1
	61/62	A(76)				1
GROUP NUMBER	YEAR	BODY TYPE	DESCRIPTION	PART NUMBER		QTY.
222A24 STOP ASSY. - DOOR WINDOW - UPPER - Also Refer to Group 21768						
	61/63	S		C1SB 63222A24-A		2
			5/16"-24 x .62" Hex. head screw & washer assy.	359605-S8(BB590)		4
222A52-3 SUPPORT ASSY. - DOOR WINDOW REAR AT BELT						
	61/63	S	R. H.	C1SB 63222A52-A		1
			L. H.	C1SB 63222A53-A		1
			No. 12-24 x 1/2" Cross recess flat head screw & washer assy	356782-S8(BB114)		4
222A56-7 GUIDE ASSY. - DOOR WINDOW - LOCKSIDE						
	61/63	S	"Before 11/7/62"	R. H.	C1SZ 63222A56-C	1
				L. H.	C1SZ 63222A57-B	1
	63	S	"From 11/7/62"		C3SZ 63222A56-A	2
				5/16"-24 x 1 3/4" Set screw	370462-S7-8(UU108D)	2
				5/16" External tooth lockwasher	★34941-S7	6
				5/16"-24 Hex. nut	33923-S7(M32)	6
22268-9 DEFLECTOR - DOOR VENTILATING WINDOW AIR						
	61/63	S	R. H.	C1SB 6322268-A		1
			L. H.	C1SB 6322269-A		1
222A78 SEAL - DOOR VENTILATING WINDOW ADJUSTMENT OPENING - AT BELT						
	63	A(63, 65, 75, 76)		C3AZ 65222A78-A		2
	64	A(57, 62, 76)				2
222A80-1 SEAL - DOOR VENTILATING WINDOW TO DOOR INNER PANEL EXTENSION						
	64/	S	R. H.	C4SZ 63222A80-A		1
			L. H.	C4SZ 63222A81-A		1

GROUP NUMBER	YEAR	BODY TYPE	DESCRIPTION	PART NUMBER	QTY.
22282-3 FILLER - DOOR VENTILATING WINDOW FRAME - AT BELT					
	64	S	R. H.	C4SZ 63222A82-A	1
			L. H.	C4SZ 63222A83-A	1
22285-6 BUTTON - DOOR WINDOW FRAME BOLT ACCESS PLUG					
	60	S	Upper	B7A 6422286-A	2
	60/	S	Lower	*B7A 6422285-A	4
	63	S	Used with vacuum door locks	C3SZ 6322285-A	2
22288-9 BRACKET - DOOR VENTILATING WINDOW FRAME STABILIZER					
	63/	B(65)	R. H.	C3OZ 6522288-A	1
			L. H.	C3OZ 6522289-A	1
	63/64	B(65)	5/16" -24 x .62" Hex. head screw & washer assy.	359605-S8(BB590)	4
22300 PLUG - DOOR GLASS RUN ACCESS					
	62	A(62, 65, 76)		C2AZ 6222300-A	2
	63	A(62, 63, 65, 76)			2
	64	A(62, 63, 76)			2
22304 PLUG - DOOR VENTILATING WINDOW MOUNTING ACCESS					
	63	B(65), X(63, 76)		C3DZ 7622304-A	2
22330-3A30 BEARING - DOOR VENTILATING WINDOW LOWER PIVOT					
	64/	S	Outer	C4SZ 6322330-A	2
	64/		Inner	C4SZ 63223A30-A	2
22380-1 ROD - FRONT DOOR LOCK ACTUATING					
	60	A	Outer	*C0AB 6422330-A	2
			Clip	B9AB 6421954-A	4
	60	A		*C0AB 6422381-A	2
			Clip	C0AB 6421954-A	4
	61	A	Refer to Group 218A24		
22384-5 LEVER ASSY. - FRONT DOOR LOCK ACTUATING ROD					
- A -					
	61	A(54, 58, 71, 75)	R. H.	*C1AZ 5422384-A	1
			L. H.	*C1AZ 5422385-A	1
	62/63	A	"Before 10/15/62" Less retainer - Refer to Group 22454	C2AZ 6222384-A	2
	63/64	A	Less retainer - Refer to Group 22454	C3AZ 6222384-B	2
- B -					
	62/64	B	Less retainer - Refer to Group 22454	C2OZ 6222384-A	2
			3/16" x .72" Pin (clevis)	73878-S8 (N2A)	2
	62/	B	7/32" Sleeve nut	377647-S(MM216J)	2
- S -					
	64	S		C4SZ 6322384-A	2
	64/	S	Clip	353610-S8(NN126)	2
			No. 8-32 x 3/8" Pan head screw	*40514-S8	2
- X -					
	63.	X(63, 76)		C3DZ 7622384-A	2
	64/	X		C4DZ 6222384-A	2
	62/64	A	3/16" x 1.29" Pin (clevis)	373919-S8(NN7C)	2
	63/64	A	.148" I. D. x .39" long-Nut (sleeve)	377647-S(MM216J)	2
	61	A	No. 12-24 x 3/8" Cross recess pan head screw & washer assy.	*50805-S8	2or4
	63/	X	3/16" x 1.16" overall-Pin (clevis)	358678-S7-8(NN7B)	2
	63/	X	Clip	353610-S8(NN126)	2
	62/	A, B	Clip	353610-S8(NN126)	2
			No. 8-32 x 3/8" Pan head screw	*40514-S8	2
22400-1 HANDLE ASSY. - DOOR OUTSIDE					
	60	S	R. H.	B8S 6322400-B	1
			L. H.	B8S 6322401-B	1
			No. 10-32 x 7/8" Cross recess oval head screw & washer assy.	*50716-S8	2
			No. 10-32 x 3/8" Binding head screw & washer assy.	42802-S8(U33)	2
			No. 10 Lockwasher (external tooth)	34903-S8(X96)	2

FORD CAR PARTS

**BODY
SECTION 220**

1013

GROUP NUMBER	YEAR	BODY TYPE	DESCRIPTION	PART NUMBER		QTY.
				RIGHT HAND	LEFT HAND	
22404-5	HANDLE - DOOR OUTSIDE - Also Refer to Group 26604-5					
- A -						
	60	A		C0AB 6422404-A	C0AB 6422405-A	1
			No. 10-32 x 3/4" Pan hd. screw & washer assy.	*50826-S7	*50826-S7	2
			No. 10-32 x 3/8" Binding hd. screw & washer assy.	42802-S8(U33)	42802-S8(U33)	2
	61	A	Includes attaching parts	C1AB 6222404-B	C1AB 6222405-B	1
	62	A	Includes attaching parts	C2AZ 6222404-A	C2AZ 6222405-A	1or2
	63/64	A	Includes attaching parts	C3AZ 6222404-B	C3AZ 6222405-B	1or2
- B -						
	62/64	B	Includes attaching parts	C3OZ 6222404-A	C3OZ 6222405-A	1
	64	B(54, 71)	Rear door			1
- S -						
	64/	S	Includes attaching parts	C4SZ 6322404-A	C4SZ 6322405-A	1
- X -						
	60/63	X(except 63, 76)	Includes attaching parts	C0DZ 6422404-A	C0DZ 6422405-A	1or2
	63	X(63, 76)	Includes attaching parts	C3DZ 7622404-A	C3DZ 7622405-A	1
	64/	X	Includes attaching parts	C4DZ 6222404-A	C4DZ 6222405-A	1or2
224A06	BEZEL - DOOR OUTSIDE BUTTON					
	61/63	S		C1SB 63224A06-A	C1SB 63224A06-A	2
224A08	SPACER - DOOR OUTSIDE BUTTON					
	61/63	S		C1SB 63224A08-A	C1SB 63224A08-A	2
22428-9	PAD - DOOR OUTSIDE HANDLE - LARGE					
- A -						
	63	A(except 54B, E, 62B, E)- "From 10/15/62"	Metal	C3AZ 6222428-B	C3AZ 6222429-B	2or4
	63	A(54B, E, 62B, E)	Vinyl	C3AZ 6222428-A	C3AZ 6222429-A	1or2
	64	A				1or2
- B -						
	62/63	B	Vinyl	C2OZ 6222428-A	C2OZ 6222429-A	1
	64	B		C4OZ 6222428-A	C4OZ 6222429-A	1or2
- S -						
	60	S	Rubber	B8S 6322428-A	B8S 6322429-A	1
	64/	S		C4SZ 6322428-A	C4SZ 6322429-A	1
- X -						
	60/	X	Rubber or vinyl	C0DZ 6422428-B	C0DZ 6422429-B	1or2
22442-3	RETAINER ASSY. - DOOR OUTSIDE HANDLE BUTTON					
	60	S		*B8S 6322442-B	*B8S 6322443-B	1
22442-3	KIT - DOOR OUTSIDE HANDLE BUTTON and LOCK CYLINDER RETAINER					
	60	A		B9A 6422442-A	B9A 6422443-A	1
	Consists of					
	1 Spring		1 Seal		1 Retainer	
	Refer to Group 21984-5 for button with lock cylinder and keys					
22448-9	PAD - DOOR OUTSIDE HANDLE SMALL					
- A -						
	63	A(except 54B, E, 62B, E)		C3AZ 6222448-B	C3AZ 6222449-B	1
	63	A(54B, E, 62B, E)	Vinyl	C3AZ 6222448-A	C3AZ 6222449-A	1or2
	64	A				1or2
- B -						
	62/63	B	Vinyl	C2OZ 6222448-A	C2OZ 6222449-A	1
	64	B		C4OZ 6222448-A	C4OZ 6222449-A	1or2
- S -						
	60	S	Rubber	B8S 6322448-A	B8S 6222449-A	1
	64/	S		C4SZ 6322448-A	C4SZ 6222449-A	1
- X -						
	60/	X	Rubber or vinyl	C0DZ 6422448-C	C0DZ 6222449-B	1or2

**BODY
SECTION 220**
FORD CAR PARTS

GROUP NUMBER	YEAR	BODY TYPE	DESCRIPTION	PART NUMBER	QTY.
22454-5 BUTTON and GUIDE ASSY. - DOOR OUTSIDE HANDLE - Also refer to Groups 21984-5, 22484, 26602, 266A12-3					
- A -					
61	A		R. H. -Kit L. H.	C1AB 6222454-A C1AB 6222455-A	1 1
Consists of 1-Button & pin assy 1-Retainer 1-Spring 1-Seal 1-Screw					
62	A		R. H. or L. H. -Front door-Kit	C2AB 6222454-A	2
Consists of 1-Button & pin assy. 1-Retainer 1-Spring 1-Seal 1-Clip 1-Screw					
63	A	"Before 3/18/63"	R. H. or L. H. -Front door-Kit - NOTE 1	C3AZ 6222454-A	2
Consists of 1-Button & pin assy. 1-Retainer 1-Spring 1-Seal 1-Clip 1-Screw (Pin 2.16" long)					
63/64	A	"From 3/18/63"	R. H. or L. H. -Front door-Kit - NOTE 2	C3AZ 6222454-B	2
Consists of 1-Button & pin assy. 1-Retainer 1-Spring 1-Seal 1-Clip 1-Screw (Pin 2.34" long)					
- B -					
62/64	B		R. H. or L. H. -Front door - Kit	C2OZ 6222454-A	2
Consists of 1-Button & pin assy. 1-Retainer 1-Spring 1-Seal 1-Screw					
- S -					
60	S		R. H. L. H.	B8S 6322454-B *B8S 6322455-B	1 1
61/63	S			C1SZ 6322454-A	2
64/	S		R. H. or L. H. - Kit	C4SZ 6322454-B	2
Consists of 1-Button & pin assy. 1-Retainer-R. H. 1-Retainer-L. H. 1-Spring 1-Screw 1-Seal					
- X -					
60	X(58A, 71A)	"Before 3/18/60"	Rear door-Refer to Group 26602		
60/62	X(58A, 71)		Front door-Refer to Group 22484		
63	X(54, 71)				
60/62	X(59A, 64, 66A, 78A)		R. H. or L. H. -Front door-Kit	C0DB 6422454-B	2
62	X(62C)				2
60/62	X(58A, 71)	"From 3/18/60"	R. H. or L. H. -Rear door		2
63	X(59, 62, 66, 78)		R. H. or L. H. -Front door		2
63	X(54, 71)		R. H. or L. H. -Rear door		2
Consists of 1-Button & pin assy. 1-Retainer 1-Spring 1-Seal 1-Screw					
63	X(63, 76)		R. H. or L. H. -Kit	C3DZ 7622454-A	2
Consists of 1-Button & pin assy. 1-Retainer 1-Spring 1-Seal 1-Clip 1-Screw					
64/	X		R. H. or L. H. - Front door - Kit	C4DZ 6222454-A	2
Consists of 1-Button & pin assy. 1-Retainer 1-Spring 1-Seal 1-Screw					
22484 BUTTON ASSY. - FRONT DOOR OUTSIDE HANDLE - Also Refer to Groups 21984-5, 22454-5, 26602, 266A12-3					
60/62	X(58A, 71)		Kit - Consists of	C0DB 5822484-B	2
63	X(54, 71)		1-Button Assy. 1-Seal 1-Screw		
2.600-1 HANDLE ASSY. - DOOR INSIDE					
- A -					
60/62	A			C0AZ 6422600-A	2or4
63	A(54A, 62A, 63, 65, 71A, E, 75, 76)		R. H. - Front door-Includes attaching parts- Pedal type	C3AZ 6222600-C	1
63	A(54A, 71A, E, 75)		R. H. -Rear door		1
64	A(54A, 57B, 62A, 63B, 71, 76A)		R. H. - Front door		1
64	A(54A, 57B, 71)		R. H. - Rear door		1
			L. H.	C3AZ 6222601-C	1or2
			No. 8-32 x .58" Oval head lock screw	377690-S13 (BB600E)	2or4
63/64	A(54B, E, 62B, E, 71B, C)		Front door-Includes attaching parts	C3AZ 6222600-B	2
63/64	A(54B, E, 71B, C)		Rear door		2
64/	B				2or4
64/	X				2or4

NOTE 1 - Use on units without adjustable release rod (22152) NOTE 2 - Use on units with adjustable release rod (22152)

FORD CAR PARTS

**BODY
SECTION 220**

1015

GROUP NUMBER	YEAR	BODY TYPE	DESCRIPTION	PART NUMBER	QTY.
22600-1 HANDLE ASSY. - DOOR INSIDE - continued					
- A -					
	64	A(57C, 63C, 76B)	R. H. -Includes attaching parts L. H. No. 8-32 x .44" Fillister socket head lock screw	C4AZ 6322600-A C4AZ 6322601-A 378641-S13(BB817Z)	1or2 1or2 2or4
- B -					
	62/63	B		C0AZ 6422600-A	2or4
- S -					
	60/62	S		C0AZ 6422600-A	2or4
	63	S			2or4
	64/	S	R. H. -Includes attaching parts L. H. No. 10-24 x .44" Oval head lock screw	C4SZ 6322600-A C4SZ 6322601-A 378446-S13(BB600F)	1 1 2
- X -					
	60/62	X		C0AZ 6422600-A	2or4
	63	X			2or4
	60/62	A	Retainer (spring)	357550-S(QQ1)	2 or 4
	63/64	A(54B, 54E, 62B, 62E, 71B, 71C)			2or4
	62/	B			2or4
	60/63	S			2
	60/	X			2or4
22620-1 ESCUTCHEON - FRONT DOOR INSIDE HANDLE					
- A -					
	64	A(57C, 63C, 76B)		C4AZ 6322620-A	2or4
- B -					
	62/63	B	Chestnut	C2OZ 6222620-ACD	2
	62/64	B	Red	C1DB 6422620-A14	2
	63	B	Gold	C3OZ 6222620-A	2
			Green	C3OZ 6222620-C	2
			Beige	C3OZ 6222620-D	2
			Turquoise	C3OZ 6222620-E	2
	62/63	B	Black	C5DZ 6322620-AGA	2
	64	B(54B, 62B, 65, 71B)			2
	63/64	B	Blue	C3OZ 6222620-B	2
	64	B(54B, 62B, 65), X(54B, 54D, 62B, 62D, 63, 66B, 71B, 71C, 76, 78B)	Turquoise	C4DZ 6222620-AFB	2
	64	B(65B)	Silver Blue	C4DZ 6222620-AFA	2
	64	B(65B), X(63C, 76B)	Palomino	C4DZ 6222620-AFD	2
	64	B, X(except 66B, 78B)	Beige	C4DZ 6222620-AFC	2
- S -					
	64/	S	R. H. L. H.	C4SZ 6322620-A C4SZ 6322621-A	1 1
- X -					
	60/64	X	Red	C1DB 6422620-A14	2
	63	X	Gold	C3OZ 6222620-A	2
			Green	C3OZ 6222620-C	2
			Beige	C3OZ 6222620-D	2
			Turquoise	C3OZ 6222620-E	2
	63/64	X	Blue	C3OZ 6222620-B	2
	60/63	X	Black	C5DZ 6322620-AGA	2
	64/	X(63C, 66B, 71B, C, 76A, 78B)			2
22624 SPRING - DOOR INSIDE and WINDOW REGULATOR HANDLE					
	60	A		B7A 7022624-A	4to8
	60/61	A(59C, 62A, 63A, 64A, 64F, 64H, 65A, 76B)	Quarter		2
	60/63	S	Door handle		2
	61	A	Front door		2
	62/64	A	Front door		4
	62/63	A(54, 71, 75)	Rear door		4
	64	A(54, 57, 71)	Rear door		4
	62/63	A(62, 63, 65, 76)	Quarter		2
	64	A(62, 63, 76)	Quarter		2
	62/	B			4or6
	60/	X			2or4
	63/64	B, X	Front door handle	C3DZ 6222624-A	2

GROUP NUMBER	YEAR	BODY TYPE	DESCRIPTION	PART NUMBER		QTY.
				RIGHT HAND	LEFT HAND	
22800-1 HINGE ASSY. - FRONT DOOR - UPPER						
- A -						
60/63	A		3/8"-24 x 1 1/8" Hex. washer head screw	C0AB 6422800-A 376215-S2(BB573A)	C0AB 6422801-A 376215-S2(BB573A)	1 14
64	A			C4AZ 6222800-A	C4AZ 6222801-A	1
- B -						
62/63	B			C2OB 6222800-A	C2OB 6222801-A	1
64	B			C4OZ 6222800-A	C4OZ 6222801-A	1
- S -						
60	S		3/8"-24 x 1.12" Hex. head bolt & washer assy.	★B8S 6322800-A ★370037-S7	B8S 6322801-A ★370037-S7	1 14or16
			11/32" I.D. x 51/64" O.D. Flat washer	★353817-S	★353817-S	14or16
61/63	S		3/8"-24 x 1 1/8" Hex. washer head screw	C1SB 6322800-B 376215-S2(BB573A)	C1SB 6322801-B 376215-S2(BB573A)	1 14
64/	S		NOTE 1	C4SZ 6322800-A	C4SZ 6322801-C	1
- X -						
64/	X			C4DZ 6222800-A	C4DZ 6222801-A	1
60/63	X		3/8"-24 x 1.29" Screw & washer assy.	C0DB 6422800-A 372422-S2(BB593)	C0DB 6422801-A 372422-S2(BB593)	1 6
			3/8"-24 x 15/16" Screw & washer assy.	372379-S2(BB591)	372379-S2(BB591)	6
64	A, B, S, X		3/8"-16 x 1 1/8" Hex. hd. bolt & washer assy.	373162-S(BB563A)	373162-S(BB563A)	AR
64	A, B, S, X		3/8"-16 x 1 1/2" Hex. washer head screw & washer assy.	379043-S2(BB868)	379043-S2(BB868)	AR
22806-7 HINGE and CHECK ASSY. - FRONT DOOR - LOWER						
80/62	X			C3DZ 6222806-A	C3DZ 6222807-A	1
62	B					1or2
60/63	B, X		Front door			1
63	B(54, 71)		Rear door			1
60/63	B, X		3/8"-24 x 1.29" Screw & washer assy.	372422-S2(BB593)	372422-S2(BB593)	14
			3/8"-24 x 15/16" Screw & washer assy.	372379-S2(BB591)	372379-S2(BB591)	6
22810-1 HINGE ASSY. - FRONT DOOR - LOWER						
- A -						
60/63	A		3/8"-24 x 1 1/8" Hex. washer head screw	C3AZ 6222810-A 376215-S2(BB573A)	C3AZ 6222811-A 376215-S2(BB573A)	1 14or16
64	A		Includes check	C4AZ 6222810-A	C4AZ 6222811-A	1
- B -						
64	B		Includes check	C4OZ 6222810-A	C4OZ 6222811-A	1or2
- S -						
80	S		3/8"-24 x 1 1/8" Hex. washer head screw	★B8S 6322810-A 376215-S2(BB573A)	B8S 6322811-A 376215-S2(BB573A)	1 14
			11/32" I.D. x 51/64" O.D. Flat washer	★353817-S	★353817-S	14
61/63	S		3/8"-24 x 1 1/8" Hex. washer head screw	C1SB 6322810-B 376215-S2(BB573A)	C1SB 6322811-B 376215-S2(BB573A)	1 14
64/	S		Includes check-NOTE 3	C4SZ 6322810-C	C4SZ 6322811-A	1
			3/8"-16 x 1 1/8" Hex. head bolt & washer assy.	373162-S(BB563A)	373162-S(BB563A)	16
- X -						
64/	X		Includes check	C4DZ 6222810-A	C4DZ 6222811-A	1
64	A, B, S, X		3/8"-16 x 1 1/2" Hex. washer head screw & washer assy.	379043-S2(BB868)	379043-S2(BB868)	AR

NOTE 1 - Use with 3/8"-16 thread screws

FORD CAR PARTS

BODY SECTION 220

1017

GROUP NUMBER	YEAR	BODY TYPE	DESCRIPTION	PART NUMBER	QTY.	
22840 PIN - DOOR HINGE - Refer to Group 43030						
	60/	A	Use B9A 5943030-A & cut to length		4or8	
	60/	S			4or8	
	62/	B			4or8	
	60/	X			4or8	
22841 BUSHING - DOOR HINGE						
	60/63	A, S, X	Bronze Luggage compartment hinge	C3AZ 5422841-A	AR	
	61/63	S(76A)			4	
	62/63	B			8 or 16	
	63/	A			8or16	
	64/	B, S, X			AR	
22884-5 SHIELD - DOOR VENTILATING WINDOW RAIN - Refer to Group 222A20-1						
22908-9 PIVOT - DOOR VENTILATING WINDOW - LOWER - INCLUDES ATTACHING PARTS						
	63	A	"Before 6/14/63"	R. H.	C3AZ 6222908-B	1
				L. H.	C3AZ 6222909-B	1
			"From 6/14/63"	Serviced only in assy. 21608-9		
22916-7 HANDLE - DOOR VENTILATING WINDOW LOCKING						
- A -						
	60	A	R. H. - Includes attaching parts - Use on .38" dia. shaft	B9AZ 6422916-A	1	
			L. H.	B9AZ 6422917-A	1	
	60/62	A	R. H. - NOTE 1 - Includes attaching parts - Use on .374" diameter shaft	C0AZ 6422916-A	1	
			L. H.	C0AZ 6422917-A	1	
	62	A	R. H. - NOTE 2 - Includes attaching parts - Use on .374" diameter shaft	C2AZ 6222916-A	1	
			L. H.	C2AZ 6222917-A	1	
	63	A(54A, 62, 63, 65, 71A, 71E, 75, 76)		C4AZ 6222916-B	2	
	63	A(54B, 62B, 71B, 71C)		C4AZ 6222916-A	2	
	64	A(54A, 57, 62A, 63, 71A, 71E, 76)		C4AZ 6222916-B	2	
	64	A(54B, 54E, 62B, 62E, 71B, 71C)		C4AZ 6222916-A	2	
- B -						
	62/	B	R. H. - Includes attaching parts	C3OZ 6222916-A	1	
			L. H.	C3OZ 6222917-A	1	
- S -						
	60	S	R. H. - Includes attaching parts - Use on .31" dia. shaft	B7AZ 7022916-A	1	
			L. H.	B7AZ 7022917-A	1	
	61/63	S	R. H. - Includes attaching parts	C1SB 6322916-A	1	
			L. H.	C1SB 6322917-A	1	
	64/	S		C4SZ 6322916-A	2	
- X -						
	60/	X	R. H. - Includes attaching parts	C3OZ 6222916-A	1	
			L. H.	C3OZ 6222917-A	1	
	60/62	A	3/32" x 1/2" Groove pin	352471-S7(NN70)	2or4	
	60	S			2	
22920 KEY - DOOR VENTILATING WINDOW LOCKING HANDLE						
	60	A	"Before 3/15/60"	B7A 7022920-A	2	
	60	S			2	
	60/61	A	"From 3/15/60"	C0AB 6422920-A	2	
22926 SPRING - DOOR VENTILATING WINDOW PIVOT						
	60	A, X		B5A 7022926-A	2	
	61/64	A, S, X			2	
	62/	B			2	
22954-5 BRACKET - FRONT DOOR VENTILATING WINDOW LOWER PIVOT						
	63/64	A		C3AZ 6222954-A	2	
22960 BUSHING - FRONT DOOR VENTILATING WINDOW PIVOT						
	60	S	"From 4/1/59"	B9AB 6422960-A	2	
	63/64	A		C3AZ 6222960-A	2	
22963 WASHER - DOOR VENTILATING WINDOW PIVOT FRICTION						
	60	A, X	Rear door	8A 7022963	2	
	61	A, S, X			2	
	62/63	S			2	
	62	A, B, X		C2AZ 6222963-A	2	
	63/	B, X			2	

NOTE 1 - From March 15, 1960 with locking button

NOTE 2 - Used on Units without locking button

GROUP NUMBER	YEAR	BODY TYPE	DESCRIPTION	PART NUMBER	QTY.	
22982 WASHER - DOOR VENTILATING WINDOW HANDLE						
	60/63	A		B7A 7022982-A	2or4	
	60	S			2	
22986 SPRING - DOOR VENTILATING WINDOW HANDLE						
	60	A, S		B9A 6422986-A	2or4	
	61	A			2	
22992-3 STOP - DOOR VENTILATING WINDOW PIVOT						
	60	A, X		C0AB 6422992-A	2	
	61	A, S, X			2	
	62/63	S			2	
	62	A, B, X		C2AZ 6222992-A	2	
	63/	B, X			2	
	62/	A, B, X	5/16" Washer (flat)-acetal resin-acts as tensioner	375897-S(XX118A)	4	
23030 BUMPER - DOOR, QUARTER PANEL, TAILGATE or BACK DOOR						
- A -						
	60	A(59, 71)	Lift gate	11A 7023030-B	2	
	63	A(54, 71, 75)	Front door-Rear	C3AZ 5423030-A	2	
	62/64	A(62, 63, 65, 76)	Quarter panel below belt	C2AZ 5223030-A	2 or 4	
- B -						
	62	B	Door at lock	C2OZ 6223030-A	2	
	63	B(62, 65)			2	
	34	B(62, 65, 71)			2	
	62/64	B	No.10-12 x 1/2" Pan head screw	52727-S8(U382)	2	
- S -						
	64/	S	Door-Rear	C4SZ 6323030-A	2	
- X -						
	63/	X(63, 76)		C3DZ 7623030-A	2	
GROUP NUMBER	YEAR	BODY TYPE	DESCRIPTION	PART NUMBER		QTY.
23036-7 BUMPER ASSY. - DOOR - AT BELT						
	63	A(62)		C3AZ 6223036-A	C3AZ 6223037-A	1
	64	A(62)		C4AZ 6223036-A	C4AZ 6223037-A	1
	63/64	A(62)	No. 8-15 x 1/2" Cross recess oval head screw	52344-S13(U292)	52344-S13(U292)	2
	62	B(54)		C2OZ 5423036-A	C2OZ 5423037-A	1
	62/64	B(62)		C2OZ 6223036-A	C2OZ 6223037-A	1
	63/64	B(65)		C3OZ 6523036-A	C3OZ 6523037-A	1
	62/64	B	No. 6 x 1/2" Binding head sheet metal screw	32921-S7-8(U334)	32921-S7-8(U334)	2
	64/	X		C4DZ 6223036-A	C4DZ 6223037-A	1
			No. 8-15 x 1/2" Cross recess pan head screw	52726-S13(U381)	52726-S13(U381)	2
23200-1 REGULATOR ASSY. - DOOR WINDOW						
- A -						
	60/64	A(54, 58, 71)		C0AZ 5823200-B	C0AZ 5823201-B	1
- B -						
	63/64	B(54, 71)		C3OZ 5423200-A	C3OZ 5423201-A	1
	62/64	B(62)		C2OZ 6223200-A	C2OZ 6223201-A	1
	62	B(54)				1
- S -						
	64/	S		C4SZ 6323200-B	C4SZ 6323201-B	1
- X -						
	63/	X(59, 62, 66, 78)		C0DZ 6423200-B	C0DZ 6423201-B	1
	60/62	X				1
	63/64	X(54, 71)		C3DZ 5423200-B	C3DZ 5423201-A	1
			5/16"-24 x .62" Hex. head screw & washer assy.	359605-S8(BB590)	359605-S8(BB590)	8
	60/61	A(54A, 58A, 58E, 58F, 71)	5/16"-24 x .62" Hex. head screw & washer assy.	359605-S8(BB590)	359605-S8(BB590)	8
	62/64	A(54, 71), B(54, 62, 71)	5/16"-24 x 1 1/8" Hex. washer head screw	353483-S2(BB588)	353483-S2(BB588)	8

FORD CAR PARTS

**BODY
SECTION 230**

1019

GROUP NUMBER	YEAR	BODY TYPE	DESCRIPTION	PART NUMBER		QTY.
				RIGHT HAND	LEFT HAND	
23202-3 REGULATOR ASSY. - DOOR WINDOW - LESS ARMS						
- A -						
60		A(59C,59E,62A,63A,64A,64F,64G,64H,75A,76B)		C0AZ 6423202-B	C0AZ 6423203-B	1
61		A(59C,62A,63A,64A,64F,64H,65A,75A,76B)				1
62/64		A(except 54,71)				1
			5/16"-24x.62"Hex. head screw & washer assy.	359605-S8(BB590)	359605-S8(BB590)	8
			Retainer (stud)	74274-S(R3)	74274-S(R3)	2
- B -						
63/		B(65)		C3OZ 6523202-B	C3OZ 6523203-B	1
63/64		B	Retainer	357550-S(QQ1)	357550-S(QQ1)	2
63/64		B	5/16"-24x 5/8" Hex. hd. screw	359605-S8(BB590)	359605-S8(BB590)	AR
- S -						
60		S		C0SB 6323202-C	C0SB 6323203-C	1
			No. 12-24x 3/8" Hex. washer head screw	354666-S2(BB568)	354666-S2(BB568)	8
61		S	"Before 7/14/61"	Not Replaced	C1SB 6323203-D	1
61/63		S	"From 7/14/61"	C1SZ 6323202-F	C1SZ 6323203-F	1
			5/16"-24x.62"Hex. head screw & washer assy.	359605-S8(BB590)	359605-S8(BB590)	8
			Retainer (stud)	74274-S(R3)	74274-S(R3)	2
- X -						
63/		X(63,76)		C3DZ 7623202-B	C3DZ 7623203-B	1
60/61		A(59C,59E,62A,63A,64A,64F,64G,64H,75A,76B)	5/16"-24x.62"Hex. head screw & washer assy.	359605-S8(BB590)	359605-S8(BB590)	8
62		A(62,65,75A,76)				8
63/64		A, B(65), X(63,76)				8
60/64		A	Retainer (stud)	74274-S(R3)	74274-S(R3)	2
63/		B(65), X(63,76)				2
GROUP NUMBER	YEAR	BODY TYPE	DESCRIPTION	PART NUMBER		QTY.
23204-5 KIT - FRONT DOOR POWER - WINDOW REGULATOR, DRIVE and COUPLING						
61		A	R. H. - Consists of 1-C1AZ 6223208-A Regulator 1-C1AZ 5723395-A Drive 1-C1VB 5723440-A Coupling	*C1AZ 6223204-A		1
61		A	L. H. - Consists of 1-C1AZ 6223209-A Regulator 1-C1AZ 5723394-A Drive 1-C1VB 5723440-A Coupling	C1AZ 6223205-A		1
GROUP NUMBER	YEAR	BODY TYPE	DESCRIPTION	PART NUMBER		QTY.
23208-9 REGULATOR ASSY. - FRONT DOOR POWER-LIFT WINDOW - LESS MOTOR and DRIVE						
- A -						
61		A	Refer to Group 23204-5			
61/63		A	Less coupling & spring	C3AZ 6223208-A	C3AZ 6223209-A	1
64		A	Less coupling & spring	C4AZ 6223208-B	C4AZ 6223209-B	1
- S -						
60		S	Less coupling & spring	*B9SB 6323208-A	B9SB 6323209-A	1
			No. 12-24x 3/8" Hex. washer head screw	354666-S2(BB568)	354666-S2(BB568)	8
61/63		S	Less coupling & spring	C3SZ 6323208-A	C3SZ 6323209-A	1
64		S	Less coupling & spring	C4SZ 6323208-A	C4SZ 6323209-A	1
61/64		A,S	5/16"-24x.62" Hex. head screw & washer assy.	359605-S8(BB590)	359605-S8(BB590)	8

GROUP NUMBER	YEAR	BODY TYPE	DESCRIPTION	PART NUMBER	QTY.	
23230-1 BRACKET ASSY. - FRONT DOOR WINDOW REGULATOR EQUALIZER ARM						
	60	A(except 54A, 58A, 58E, 58F, 71)	Front door without power-lift windows	C1AB 6223230-A	2	
	60	A(54A, 58A, 58E, 71)	Front door with power-lift windows		2	
	60	A(54A, 58A, 58E, 58F, 71)	Rear door with or without power-lift windows		2	
	60	A(59C, 59E, 62A, 64A, 64F)	Quarter without power-lift windows		2	
	61	A(except 54A, 58, 71)	Front door without power-lift windows		2	
	61	A(54A, 58, 71)	Front door with power-lift windows		2	
	61	A(54A, 58, 71)	Rear door with or without power-lift windows		2	
	61	A(59C, 62A, 64A, 64F)	Quarter without power-lift windows		2	
	62	A(54, 71)	Front door with power-lift windows		2	
	62	A(54, 71)	Rear door with or without power-lift windows		2	
	62/64	A(62)	Quarter with or without power-lift windows		2	
	62	A(62, 65, 75A, 76)	Front door with or without power-lift windows		2	
	63/64	A(54, 71)	Front door with power-lift windows	C3AZ 6223230-A	2	
	63	A(62, 63, 65, 75, 76)	Front door with or without power-lift windows		2	
	64	A(57, 62, 63, 76)			2	
	63/64	A(54, 71)	R.H.-Rear door with or without power-lift windows	C3AZ 5423230-A	1	
			L. H.	C3AZ 5423231-A	1	
- B -						
	63/	B(65), X(63, 76)	Front door with or without power-lift windows	C3OZ 6523230-A	2	
	63/64	B	5/16" Special washer	357789-S7(XX343)	2	
	64	B	5/16"-24 x 5/8" Hex. head screw	359605-S8(BB590)	AR	
- S -						
	61/63	S	"From 7/14/61"	R. H. -With or without power-lift windows	C1SZ 6323230-A	1
				L. H.	C1SZ 6323231-A	1
	61	S	"Before 7/14/61"	With or without power-lift windows	C1AB 6223230-A	2
	64	S		With or without power-lift windows		2
- X -						
	63/	X(63, 76)		C3OZ 6523230-A	2	
	63/64	B(65), X(63, 76)	5/16"-24 x . 62" Hex. head screw & washer assy.	359605-S8(BB590)	4	
	60/	A, B	5/16" Washer (special)	357789-S7(XX343)	4	
	61/	S			4	
	60/64	A	5/16"-24 Hex. nut	33923-S7(M32)	4	
	63/64	B(65), X(63, 76)	5/16"-18 Hex. nut	33797-S7(M50)	4	
	61/64	S			4	
23234-5 ARM and PLATE ASSY. - DOOR WINDOW REGULATOR - MANUAL						
	60	A(59C, 59E, 62A, 63A, 64A, 64F, 64G, 64H, 75A, 76B)	R. H.	C0AZ 6423234-A	1	
	61	A(59C, 62A, 63A, 64A, 64F, 64H, 65A, 75A, 76B)			1	
	62	A(62, 65, 75A, 76)			1	
	63	A(62, 63, 65, 75, 76)			1	
	64	A(57, 62, 63, 76)			1	
			L. H.	C0AZ 6423235-A	1	
	60	A(59C, 59E, 62A, 63A, 64A, 64F, 64G, 64H, 75A, 76B)	5/16"-24 x . 62" Hex. head screw & washer assy.	359605-S8(BB590)	6	
	61	A(59C, 62A, 63A, 64A, 64F, 64H, 65A, 75A, 76B), S			6	
	62	A(62, 65, 75A, 76), S			6	
	63	A(62, 63, 65, 75, 76), S			6	
	63/64	B(65), X(63, 76)			6	
	64	A(57, 62, 63, 76)			6	
	63/64	B(65)	R. H.	C3OZ 6523234-A	1	
	63/64	X(63, 76)			1	
			L. H.	C3OZ 6523235-A	1	

FORD CAR PARTS

BODY SECTION 230

1021

GROUP NUMBER	YEAR	BODY TYPE	DESCRIPTION	PART NUMBER	QTY.
23234-5 ARM and PLATE ASSY. - DOOR WINDOW REGULATOR - MANUAL -continued					
60	S		R. H. -Not replaced	*B7A 7023234-A	1
			L. H.	B7A 7023235-A	1
			No. 12-24 x 3/8" Hex. washer head screw	354666-S2(BB568)	6
61	S	"Before 7/14/61"	R. H.	*C1SB 6323234-A	1
			L. H.	C1SB 6323235-A	1
61/64	S	"From 7/14/61"	R. H.	C1SZ 6323234-B	1
			L. H.	C1SZ 6323235-B	1
23240 ROLLER ASSY. - DOOR and QUARTER WINDOW REGULATOR ARM -Also Refer to Group 262A32					
60/64	A		9/16" overall width	C0AB 6423240-B	6to12
60/	X				2to10
60/	X(59, 71)		Tail gate window		2
61/	S				10
61	A(59, 71)		Tail gate window		2
62/	A(71)		Tail gate		2
62/	B - NOTE 1				4 or 8
63/	B(65)		Quarter window	C3OZ 6523240-B	2
60	S			BA 7023240-A	12
63/	X(76)		Quarter window	C3DZ 7623240-A	4
23279 COUPLING - QUARTER WINDOW REGULATOR					
60	S		4-Way Power Seat Regulator	BC 7023279-A	2
60/64	A		Power seat regulator		1
23318 SPRING - FRONT and REAR DOOR POWER-LIFT WINDOW REGULATOR COUNTER BALANCE					
61/64	A			BAC 7023318-A	2 or 4
61/	S			C3SZ 6323318-A	2
23342 HANDLE ASSY. - WINDOW REGULATOR - DOOR and QUARTER - INCLUDES ATTACHING PARTS					
- A -					
60/62	A		Front door-Black knob	C2AZ 6223342-A	2
60/62	A(54, 58, 71, 75)		Rear door		2
60/62	A(59, 62, 63, 64, 65)		Quarter		2
62	A(except 65B, 76B)		Front door		2
62	A(54, 71, 75)		Rear door		2
62	A(62, 65A)		Quarter		2
60/63	A(76)		Quarter-Refer to Group 30322		
62	A(65B, 76B)		Door-Chrome knob	C2AZ 6223342-B	2
62	A(65B)		Quarter		2
63	A(54B, 62B, 71B, C)		Front door-Black knob	C3AZ 6223342-A	2
63	A(54B, 71B, C)		Rear door		2
63	A(62B)		Quarter		2
63	A(54A, 62A, 63, 65, 71A, E, 75, 76)		Front door-Chrome knob	C3AZ 6223342-B	2
63	A(54A, 71A, E, 75)		Rear door		2
63	A(62A, 63, 65)		Quarter		2
64	A(54A, 57, 62A, 63, 71A, E, 76)		Front door-Chrome knob	C4AZ 6223342-B	2
64	A(54A, 57, 71A, E)		Rear door		2
64	A(62A, 63)		Quarter		2
64	A(54B, E, 62B, E, 71B, C)		Front door-Black knob	C4AZ 6223342-A	2
64	A(54B, E, 71B, C)		Rear door		2
64	A(62B, 62E)		Quarter		2
- B -					
63	B		Front door	C2AZ 6223342-A	2
63	B(54, 71)		Rear door		2
63	B(62, 65)		Quarter-Refer to Group 30322		
64	B		Front door	C4AZ 6223342-A	2
64	B(54, 71)		Rear door		2
- S -					
60	S		Front door-White knob	B8A 7023342-A	4
61/63	S			C2SZ 6323342-A	2
61/	S		Quarter-Refer to Group 30322		
64/	S		Chrome knob	C4SZ 6323342-A	2

NOTE 1 - Not to be used on 1963/ B(65) Quarter Window Regulator Arm

**BODY
SECTION 230**
FORD CAR PARTS

GROUP NUMBER	YEAR	BODY TYPE	DESCRIPTION	PART NUMBER	QTY.
23342 HANDLE ASSY. - WINDOW REGULATOR - DOOR & QUARTER - INCLUDES ATTACHING PARTS - continued					
- X -					
60/63	X		Quarter-Refer to Group 30322		
64/	X		Front door-Black knob	C4DZ 6223342-A	2
64/	X(54, 71)		Rear door		2
60/64	A, S		Retainer (spring)	357550-S(QQ1)	2or4
64	B, X				2or4
23352 KNOB - DOOR, QUARTER OR VENTILATING WINDOW REGULATOR HANDLE - INCLUDES ATTACHING PARTS					
- A -					
60/62	A(except 65B, 76B)		Black	C0AB 6423352-B	4
62	A(65B, 76B)		Chrome	*C2AZ 6223352-A	4
63	A(54B, 62B, 71B, C)		Front door-Black	C3AZ 6223352-A	4
63	A(54B, 71B, C)		Rear door		2
63	A(62B)		Quarter		2
64	A(54B, E, 62B, E, 71B, C)		Front door		4
64	A(54B, E, 71B, C)		Rear door		2
64	A(62B, E)		Quarter		2
63	A(54A, 62A, 63, 65, 71A, E, 75, 76)		Front door-Chrome	C3AZ 6223352-B	4
63	A(54A, 71A, E, 75)		Rear door		2
63	A(62A, 63, 65, 76)		Quarter		2
64	A(54A, 57, 62A, 63, 71A, E, 76)		Front door		4
64	A(54A, 57, 71A, E)		Rear door		2
64	A(62A, 63)		Quarter		2
- B -					
64	B		Black	C3AZ 6223352-A	4
- S -					
60	S		White	B8AZ 6323352-A	4
61/63	S		Chrome	C1SB 6323352-B	4
64/	S		Chrome	C4SZ 6323352-A	6
- X -					
60/63	X		White	C0AB 6423352-A	2or4
64/	X		Black	C4DZ 6223352-A	4
23370 PLATE - WINDOW REGULATOR and DOOR HANDLE					
- A -					
60	A, S, X			B7A 7023370-B	2to8
60/61	A(59, 63, 64, 65) 64H, 65A)		Quarter		2
61/62	A				2to6
63	A		Front door-.46" I. D. x 1.10" O. D. -Nylon	C3AZ 6223370-B	2
63	A(54, 71, 75)		Rear door		2
63/64	A		Front door-1.02" I. D. x 2" O. D. -Nylon	C3AZ 6223370-A	4
63/64	A(54, 57, 71)		Rear door		2
63/64	A(62, 63, 65, 76)		Quarter		2
- B -					
62/63	B			B7A 7023370-B	2to6
64	B			C3AZ 6223370-A	2to6
64	B(65B)		Window regulator handle-Refer to Group 303A20		
- S -					
61/63	S		Door handle - Refer to Group 303A20		
61/63	S		Window regulator handle	B7A 7023370-B	2
64/	S		Ventilating & door window regulator handle	C3AZ 6223370-A	4
64	S(63A, 76)		Quarter	C4SZ 6323370-A	2
- X -					
61/62	X			B7A 7023370-B	2to8
63	X				2 to6
64/	X		Front door	C3AZ 6223370-A	4
64/	X(54, 71)		Rear door		4
64/	X(62, 63, 76)		Quarter		2

FORD CAR PARTS

BODY SECTION 230

1023

GROUP NUMBER	YEAR	BODY TYPE	DESCRIPTION	PART NUMBER	QTY.
23394-5 DRIVE ASSY. - DOOR, QUARTER or TAIL GATE POWER-LIFT WINDOW REGULATOR					
- A -					
	60	A	Door	COLB 6323394-A	2
	60	A(76B)	Quarter		2
	61	A	R. H. -Front door-Replaced by C1AZ 6223204-A *	C1AB 6223394-A	1
	61	A(54, 58, 71)	Rear door-Replaced by C1AZ 5427002-A		1
	61	A(59, 62, 64)	Quarter-Replaced by C1AZ 6230302-A		1
	61	A(63, 65, 76)	Quarter-Replaced by C1AZ 5723395-B		1
	61	A(75A)	Rear door-Replaced by C1AZ 7527002-A		1
	61	A	L. H. -Front door-Replaced by C1AZ 6223205-A *	C1AB 6223395-A	1
	61	A(54, 58, 71)	Rear door-Replaced by C1AZ 5427003-A		1
	61	A(59, 62, 64)	Quarter-Replaced by C1AZ 6230303-A		1
	61	A(63, 65, 76)	Quarter-Replaced by C1AZ 5723394-B		1
	61	A(75)	Rear door-Replaced by C1AZ 7527003-A		1
	61/63	A	Front door-R.H.-Identify by worm adjusting screw	C1AZ 5723395-B	1
	61/63	A(54, 58, 71, 75)	Rear door - R. H.		1
	61/63	A(59, 62, 63, 64, 65, 76)	Quarter - R. H.		1
	64	A(76)	Quarter-R. H.		1
	61/63	A	Front door-L.H.-Identify by worm adjusting screw	C1AZ 5723394-B	1
	61/63	A(54, 58, 71, 75)	Rear door-L. H.		1
	61/63	A(59, 62, 63, 64, 65, 76)	Quarter-L. H.		1
	61/64	A(59, 71)	Tail gate window		1
	64	A(76)	Quarter-L. H.		1
	64	A	R. H.-front door-includes motor	C5SZ 6323394-A	1
	64	A	R.H.-rear door or quarter		1
			L.H.	C5SZ 6323395-A	1
	64/	A	For regulator drive gear kit-Refer to Group 234A24		
- B -					
	63/	B(71)	Tail gate window	C1AZ 5723394-B	1
	64/	B	For regulator drive gear kit-Refer to Group 234A24		
- S -					
	60	S	R. H. -Door	*B9SB 6323394-A	1
			L. H.	B9SB 6323395-A	1
	61/64	S	Front door-R. H.	C1AZ 5723394-B	1
	61/63	S	Quarter- L. H.		1
	61/64	S	Front door-L. H.	C1AZ 5723395-B	1
	61/63	S	Quarter - R. H.		1
	64/	S	Quarter-Refer to Group 30304-5		
	64/	S	For regulator drive gear kit-Refer to Group 234A24		
- X -					
	60/31	X(59, 71)	Tail gate window - NOTE 3	C0AB 6423395-A	1
	61/	X(59, 71, 78)	Tail gate window - NOTE 4	C1AZ 5723394-B	1
	64/	X	For regulator drive gear kit-Refer to Group 234A24		
	60/64	A, S, X (59, 71, 78)	No. 12-24 x 1/2" Hex. washer head screw	378608-S8(UU52D)	6or12
	63/64	B(71)			3
23402-3 REGULATOR ASSY. - FRONT DOOR VENTILATING WINDOW					
	63/64	A	R. H.	C3AZ 6223402-B	1
			L. H.	C3AZ 6223403-B	1
	63/64	A	5/16"-24 x .62" Hex.washer head screw and washer assy.	359605-S8(BB590)	4
			1/4" External tooth lockwasher	34940-S7-8(X88)	2
			1/4"-20 x 5/8" Hex. head bolt	20324-S8(B41)	2
	64/	S	R. H.	C4SZ 6323402-B	1
			L. H.	C4SZ 6323403-B	1

NOTE 3 - "Before 12/1/60" with B5A 7023440-A Coupling

NOTE 4 - "From 12/1/60" with C1VB 5723440-A Coupling

**BODY
SECTION 230**
FORD CAR PARTS

GROUP NUMBER	YEAR	BODY TYPE	DESCRIPTION	PART NUMBER	QTY.
234A24 KIT - DOOR and QUARTER WINDOW REGULATOR DRIVE GEAR					
64	A		Door and quarter windows	C4AZ 62234A24-A	2or4
Consists of					
		1-Gear assy.		1-Seal	
		1-Gasket		1-Lubricant-1 oz.	
23437 BUSHING - TAIL GATE POWER-LIFT WINDOW REGULATOR PINION GEAR					
61		A(59, 71), X(59A, 71A, 78A)		C0AB 6423437-A	1
62		A(71), X(59A, 71, 78A)			1
63		A, X(59, 71, 78)			1or2
23440 COUPLING - DOOR and QUARTER POWER-LIFT WINDOW REGULATOR DRIVE					
60		S	Quarter	B5A 7023440-A	2
60		S	Front door		2
60		A(54A, 57A, 58, 71, 75A)	Rear door		2
60		A(59C, 62A, 63A, 64A, F, 76B)	Quarter		2
60/61		A "Before 10/28/60"	Front door		2
60/61		X(59A, 71A) - "Before 12/1/60"	Tail gate window		1
61		A(54A, 58A, E, 71, 75A)	Rear door		2
		"Before 10/28/60"			
61		A(59, 71E, H) - "Before 10/28/60"	Tail gate window		1
61		A(59C, 62A, 63A, 64A, F, 65A, 76B) "Before 10/28/60"	Quarter		2
61/64		A "From 10/28/60"	Front door - .81" long	C1VB 5723440-A	2
61		A(54A, 58A, E, 71, 75A)	Rear door		2
		"From 10/28/60"			
61		A(59C, 62A, 63A, 64A, F, 65A, 76B) "From 10/28/60"	Quarter		2
61		A(59C, 71) "From 10/28/60"	Tail gate window		1
61/64		S	Front door		2
61/64		S	Quarter		2
62/64		A(54, 71, 75)	Rear door		2
62		A(62, 65)	Quarter		2
63		A(62, 63, 65)	Quarter		2
62/64		A(71)	Tail gate window		1
63/		B(71)	Tail gate window		1
61/63		X(59, 71, 78) - "From 12/1/60"	Tail gate window		1
64/		X(71C)	Tail gate window		1
23442 EXTENSION ASSY. - DOOR VENTILATING WINDOW REGULATOR SHAFT					
64/		S		C4SZ 6323442-A	2
			5/16"-24 x 1 1/8" Hex. head screw	353483-S2(BB588)	4
			5/16"-24 Nut (lock)	34443-S7-8(M79)	4
23552 GUIDE ASSY. - DOOR CHECK					
60/64		A, S	Door hinge check	C3AZ 6223552-B	2
60/64		A, S	1/4"-28 x 5/8" Pan head screw	38229-S7-8(U145)	4
			1/4" External tooth lockwasher	34940-S7-8(X88)	4
23590 SPACER - DOOR and QUARTER POWER - LIFT WINDOW REGULATOR DRIVE WORM					
61/64		A "From 10/28/60"		BAK 5723590-A	AR
61		A(59C, 71) "From 10/28/60"	Tail gate		1
61/64		S			4
62/64		A(71)	Tail gate		1
61/64		X(59, 71, 78) - "From 12/1/60"	Tail gate		1
63/64		B(71)	Tail gate		1
23624 COUPLING ASSY. - FRONT DOOR VENTILATING WINDOW DRIVE SHAFT					
64/		S		C2VY 5723624-B	2
237A22-3 PANEL - DOOR TRIM INSIDE FINISH					
- A -					
63		A(63C, 65B, 76B)	R. H.	C3AZ 65237A22-A	1
			L. H.	C3AZ 65237A23-A	1
63		A(75C)	R. H.	C3AZ 75237A22-A	1
			L. H.	C3AZ 75237A23-A	1
64		A(57C)	R. H.	C4AZ 57237A22-A	1
			L. H.	C4AZ 57237A23-A	1
64		A(63C, 76B)	R. H.	C4AZ 63237A22-A	1
			L. H.	C4AZ 63237A23-A	1

FORD CAR PARTS

BODY SECTION 230

1025

GROUP NUMBER	YEAR	BODY TYPE	DESCRIPTION	PART NUMBER	QTY.
237A22-3 PANEL - DOOR TRIM INSIDE FINISH - continued					
- S -					
	63	S(63A, 76)	R. H. -Aluminum-used with power-lift windows - Note 3 L. H. - Note 4	C3SZ 63237A22-E C3SZ 63237A23-E	1 1
	63	S(63A, 76)	R. H. -Blue-used with power-lift windows-Note 1 L. H. - Note 4	C3SZ 63237A22-F C3SZ 63237A23-F	1 1
	63	S(63A, 76)	R. H. -Turquoise-used with power-lift windows- Note 3 L. H. -Note 4	C3SZ 63237A22-G C3SZ 63237A23-G	1 1
	63	S(63A, 76)	R. H. -Honey Beige-used with power-lift windows- Note 3 L. H. -Note 4	C3SZ 63237A22-H C3SZ 63237A23-H	1 1
	63	S(63B)	R. H. -Walnut grain-used with power-lift windows- Note 3 L. H. -Note 4	C3SZ 63237A22-D C3SZ 63237A23-C	1 1
	63	S(63B)	R. H. -Rosewood Beige Grain-used with power-lift windows - Note 3 L. H. -Note 4	C3SZ 63237A22-J C3SZ 63237A23-J	1 1
	64/	S(63B)	R. H. L. H.	C4SZ 63237A22-A C4SZ 63237A23-A	1 1
- X -					
	63	X(54B, 62B, 62C, 63, 76)	R. H. -Includes attaching parts L. H.	C3DZ 62237A22-A C3DZ 62237A23-A	1 1
237A24-7 RETAINER - DOOR TRIM PANEL					
	61/63	S	R. H. - Front - Chrome L. H.	C2SZ 63237A24-A C2SZ 63237A25-A	1 1
	61/63	S	R. H. - Rear - Chrome L. H.	C1SZ 63237A26-C C1SZ 63237A27-C	1 1
	61/63	S	For Bottom Refer to Group 21032		
	64	S(63B)	Side-Chrome-Includes attaching parts Paint as required	C4SZ 63237A24-A	4 4
	64	S(63A, 76)			
237A52-5 STRIP - DOOR TRIM INSIDE FINISH PANEL - REAR and FRONT					
	64/	S	R. H. -Rear L. H.	C4SZ 63237A52-A C4SZ 63237A53-A	1 1
	64/	S	R. H. -Front L. H.	C4SZ 63237A54-A C4SZ 63237A55-A	1 1
237A56-7 PANEL - DOOR TRIM INSIDE FINISH - LOWER REAR					
	64/	S	R. H. L. H.	C4SZ 63237A56-A C4SZ 63237A57-A	1 1
23760-3 RETAINER - FRONT DOOR TRIM OR FINISH PANEL					
- A -					
	64	A(57C)	Finish panel-Upper	C4AZ 5723762-A	2
	64	A(63C, 76B)	Finish panel-Upper	C4AZ 6323762-A	2
	64	A(57C, 63C, 76B)	Finish panel-Lower-Refer to Group 21032-3		
- B -					
	63	B(62A)	R. H. -Upper-Paint to match L. H.	C3OZ 6223762-A C3OZ 6223763-A	1 1
	62/64	B(54, 71)	R. H. -Upper-Chrome-paint when desired L. H.	C3OZ 5423762-A C3OZ 5423763-A	1 1
	62/63	B(62B, 65)	R. H. -Upper-Chrome-paint when desired L. H.	C3OZ 6223762-B	1 2
	64	B(62, 65)			
	62	B(62)	Lower - Chrome-paint when desired	C2OB 6223761-B	2 2
	63/	B(62, 65)			
- X -					
	63	X(54, 71)	R. H. -Upper-Chrome-paint when desired L. H.	C3DZ 5423762-A C3DZ 5423763-A	1 1
	60/62	X(58A, 71)	Lower-Chrome-paint when desired	C0DB 5823761-B	2 2
	63	X(54, 71)			

NOTE 3 - Cut Hole when Manual Window Regulator is used

NOTE 4 - Cut Holes when Manual Window Regulator or Remote Controlled Mirror are used

GROUP NUMBER	YEAR	BODY TYPE	DESCRIPTION	PART NUMBER		QTY.	
				RIGHT HAND	LEFT HAND		
23760-3 RETAINER - FRONT DOOR TRIM OR FINISH PANEL - continued							
- X -							
	63	X(59, 62, 66, 78)	R. H. -Upper-Chrome-paint when desired L. H.	C3DZ 6223762-A		1	
	63	X(63, 76)	R. H. -Upper-Chrome L. H.	C3DZ 6223763-A		1	
	64	X(54, 71)	Lower-Chrome-paint when desired	C4DZ 5423761-A		2	
	64/	X(54, 71)	Upper-Chrome-paint when desired	C4DZ 5423762-A		2	
	60/62	X(59A, 62C, 64, 66A, 78A)	Lower-Chrome-paint when desired	C0DB 6423761-B		2	
	63/	X(59, 62, 63, 66, 76, 78)				2	
	64/	X(59, 62, 63, 66, 76, 78)	Upper-Chrome-paint when desired	C4DZ 6223762-A		2	
	60/	X	No. 8 x 3/8" Cross recess pan head screw	52720-S 8 (U380)		8to12	
	62/	B				8to14	
23778-9 PANEL - DOOR TRIM FINISH - LOWER FRONT							
	64	S	R. H. L. H.	C4SZ 6323778-A		1	
				C4SZ 6323779-B		1	
23876 COVER ASSY. - FRONT DOOR MANUAL WINDOW REGULATOR OPENING							
	62/63	A(63C, 65B, 75C, 76B)	On console - Includes attaching parts - Use on	C2AZ 7623876-A		1	
	63/	B(65B)	units without power windows			1	
	64	A(57C, 63C, 76B)				1	
24142-3 PLATE - DOOR ARM REST FINGER TIP							
	62/63	S	"Before 3/19/63"	3.54" long x 1" deep - Paint to match	C2SZ 6424142-A	C2SZ 6424142-A	2
	63	S	"From 3/19/63"	3.89" long x .42" deep - Chrome	C3SZ 6324142-A	C3SZ 6324142-A	2
24146 CLIP - ARM REST							
	60/61	A(54A, 58A, E, 71, 75A)	Rear door	B7A 7024146-A	B7A 7024146-A	2	
	62	A(54, 71, 75A)	Rear door			2	
	60/61	A(54A, 58A, E, 71, 75A)	Rear door	BA 7024146-A	BA 7024146-A	2	
	60/61	A(59C, 62A, 63A, 64A, F, 65A)	Quarter			2	
	60/64	A	Front door			4	
	62/63	A(54, 71, 75)	Rear door			2or4	
	62/63	A(62, 65)	Quarter			2or4	
	64	A(54, 57, 71)	Rear door - rear			2	
	64	A(62, 63)	Quarter			4	
	62	B				4	
	63	B(54, 62, 65, 71)	Front door			2	
	63	B(54, 71)	Rear door			2	
	63	B(62, 65)	Quarter			2	
	64/	B				4or8	
	60/63	S				4	
	60/	X	Rear door			4 to 8	
	62/63	B(62, 65)	Quarter	C6AZ 6224146-B	C6AZ 6224146-B	2	
	63	A(54, 71, 75)	Rear door-front			2	
	64/	S	Front door			4	
	63/	A	Front door			2or4	
24160-1 SUPPORT - FRONT DOOR ARM REST							
	64	A(57C, 63C, 76B)		C4AZ 6324160-A	C4AZ 6324160-A	2	
24190-1 MOULDING - DOOR ARM REST							
	63	A(except 54B, 62B, 71B, 71C)		C3AZ 6224190-A	C3AZ 6224191-A	1	
	63/64	A(54B, 62B, 71B, 71C)		C3AZ 6224190-B	C3AZ 6224191-B	1	
	64	A(54A, 57B)	Rear door	C4AZ 5424190-A	C4AZ 5424191-A	1	
	64	A(54B)	Rear door	C4AZ 5424190-B	C4AZ 5424191-B	1	

FORD CAR PARTS

**BODY
SECTION 240**

1027

GROUP NUMBER	YEAR	BODY TYPE	DESCRIPTION	PART NUMBER		QTY.
				RIGHT HAND	LEFT HAND	
24300-1 PILLAR ASSY. - CENTER BODY						
- A -						
	63	A(54)		C3AZ 5424300-A	C3AZ 5424301-A	1
	63	A(71)		C3AZ 7124300-A	C3AZ 7124301-A	1
	63	A(75)		C3AZ 7524300-A	C3AZ 7524301-A	1
	64	A(54)		C4AZ 5424300-A	C4AZ 5424301-A	1
	64	A(57)		C4AZ 5724300-A	C4AZ 5724301-A	1
	64	A(71)		C4AZ 7124300-A	C4AZ 7124301-A	1
- B -						
	62	B(54)		C2OZ 5424300-B	C2OZ 5424301-B	1
	63	B(54, 71)				1
	64	B(54, 71)		C4OZ 5424300-A	C4OZ 5424301-A	1
- X -						
	60/62	X(58A, 71)		C0DB 5824300-C	C0DB 5824301-C	1
	63	X(54, 71)				1
	64/	X(54, 71)		C4DZ 5424300-B	C4DZ 5424301-B	1
24312 REINFORCEMENT - CENTER BODY PILLAR TO ROOF RAIL						
	62/	B(54)		C2OZ 5424312-A	C2OZ 5424312-A	2
	63/	B(71)				2
	60/62	X(58A, 71)		C0DB 5824312-A	C0DB 5824312-A	2
	63/	X(54, 71)				2
24346-7 PANEL - CENTER BODY PILLAR INSIDE GARNISH - Paint to match						
- A -						
	60/61	A(75A)	Refer to Soft Trim Sections			
	60/61	A(54A, 58, 71)	Lower	C0AB 5824346-BP	C0AB 5824347-BP	1
	62/64	A(54, 71)				1
	62/63	A(75)		C2AZ 7524346-A	C2AZ 7524347-A	1
	64	A(57)				1
	61	A(54A, 58, 71)	Fastener	C1AB 5424495-A	C1AB 5424495-A	4
	62/64	A(54, 71, 75)				4or6
	64	A(57)				4
	61/64	A(54, 57, 58, 71, 75)	No. 8 x 3/8" Binding head screw	★32916-S8	★32916-S8	4or8
	64	A(54, 71)	No. 8-15 x 5/8" Cross recess oval trim head screw	53027-S13(U278)	53027-S13(U278)	4
- B -						
	62	B(54)	Refer to Soft Trim Section			
	63/	B(54, 71)	Refer to Soft Trim Section			
- X -						
	60/62	X(58A, 71)		C0DB 5824346-BP	C0DB 5824347-BP	1
	63/	X(54, 71)				1
			No. 8 x 3/4" Cross recess oval head screw	52360-S13(U294)	52360-S13(U294)	10
24356-7 PANEL - CENTER BODY PILLAR INSIDE FINISH - UPPER - Paint to match						
	60/61	A(54A, 58A, 58E, 58F, 71)		C1AB 5424356-AP	C1AB 5424357-AP	1
	62/64	A(54, 71)				1
			No. 8 x 3/4" Cross recess head screw	52360-S13(U294)	52360-S13(U294)	4
	60/61	A(54A, 58A, 58E, 58F, 71)	Refer to Soft Trim Group			
	62/64	A(54, 71)	24486 for Windlace			
24384-5 REINFORCEMENT - CENTER BODY PILLAR - UPPER						
	60/63	A(75)		C1AZ 7524384-A	C1AZ 7524385-A	1
	64	A(57)				1
24426-7 REINFORCEMENT ASSY. - CENTER BODY PILLAR - LOWER						
	60/63	A(75)		C1AB 7524426-A	C1AB 7524427-A	1
	64	A(57)				1
24452-3 CAP - CENTER BODY PILLAR FINISH - Refer to Group in Soft Trim Section						

**BODY
SECTION 240**
FORD CAR PARTS

GROUP NUMBER	YEAR	BODY TYPE	DESCRIPTION	PART NUMBER		QTY.
				RIGHT HAND	LEFT HAND	
24458-9 MOULDING - CENTER BODY PILLAR OUTSIDE - UPPER - INCLUDES ATTACHING PARTS						
- B -						
	62	B(54B)		C2YB 5424458-A	C2YB 5424458-A	2
	63	B(54B, 71B, 71E)				2
	64	B(54B, 71B)				2
- X -						
	60/62	X(58A, 71)		C0DB 5824458-A	C0DB 5824458-A	2
	63/	X(54A, 54B, 54D, 71B, 71C)				2
24495 FASTENER - CENTER BODY PILLAR INSIDE FINISH PANEL						
	61	A(54A, 58, 71)		C1AB 5424495-A	C1AB 5424495-A	4
	62/64	A(54, 71)				4
	61/64	A(75)				8
	61	A(59, 71)	Tail gate lock access hole cover			4
	62/64	A(71)	Tail gate lock access hole cover			2
	63/64	B(71)				2
	64	A(57)				4
	61/64	A(54, 58, 71, 75)	No. 8 x 3/8" Binding head screw	★ 32916-S8	★ 32916-S8	4or8
	63/64	B(71)				
24574-5 BRACKET - CENTER BODY PILLAR TO ROOF RAIL						
	62	B(54)		C2OZ 5424574-A	C2OZ 5424574-A	2
	63/	B(54, 71)				2
24630-1 DOOR ASSY. - REAR - NOTE 1						
- A -						
	62	A(54)		C2AZ 5424630-C	C2AZ 5424631-C	1
	62	A(75A)		C2AZ 7524630-B	★C2AZ 7524631-B	1
	63	A(54)		C3AZ 5424630-A	C3AZ 5424631-A	1
	63	A(71)		C3AZ 7124630-A	C3AZ 7124631-A	1
	63	A(75)		C3AZ 7524630-A	C3AZ 7524631-A	1
	64	A(54)		C4AZ 5424630-A	C4AZ 5424631-A	1
	64	A(57)		C4AZ 5724630-A	C4AZ 5724631-A	1
	64	A(71)		C4AZ 7124630-A	C4AZ 7124631-A	1
- B -						
	62	B(54)	Bumper-at belt	C2OZ 5427224-A	C2OZ 5427225-A	1
			No. 6 x 1/2" Binding head sheet metal screw	32921-S7-8(U334)	32921-S7-8(U334)	2
	62/63	B(54)		C3OZ 5424630-A	C3OZ 5424631-A	1
	63	B(71)		C3OZ 7124630-A	C3OZ 7124631-A	1
	64	B(54)		C4OZ 5424630-A	C4OZ 5424631-A	1
	64	B(71)		C4OZ 7124630-A	C4OZ 7124631-A	1
- X -						
	60/62	X(58A)		C3GY 5424630-A	C3GY 5424631-A	1
	60/63	X(71)		C3DZ 7124630-A	C3DZ 7124631-A	1
	63	X(54)		C3DZ 5424630-A	C3DZ 5424631-A	1
	64	X(54)		‡C4DZ 5424630-B	‡C4DZ 5424631-B	1
	64	X(71)		‡C4DZ 7124630-B	‡C4DZ 7124631-B	1
	60/61	A(54A, 58, 71, 75A)	3/8"-24 x 1.29" Screw & washer assy.	372422-S2(BB593)	372422-S2(BB593)	12
	62/64	A(54, 57, 71, 75)	Bumper	372617-S(CC24A)	372617-S(CC24A)	4
	62	B(54)	Bumper-at bottom	372617-S(CC24A)	372617-S(CC24A)	2
	63	B(54, 71)				2
	60/62	X(58A, 71)	Bumper	372617-S(CC24A)	372617-S(CC24A)	4
	63	X(54, 71)				10
	60/62	X(58A, 71)	3/8"-24 x 1.29" Screw & washer assy.	372422-S2(BB593)	372422-S2(BB593)	10
	62/63	A(54, 71, 75)				12
	63	X(54, 71)				4

NOTE 1 - Less hinges, paint, trim, window regulator, latch and Remote Control. Drill holes as required.
 ‡ Used on units with weatherstrip retainer welded to door bottom.

FORD CAR PARTS

**BODY
SECTION 240**

1029

GROUP NUMBER	YEAR	BODY TYPE	DESCRIPTION	PART NUMBER	QTY.	
24648 HANDLE ASSY. - REAR DOOR INSIDE ASSIST						
	60	A(58A, E, F)-Taxi	Rustless Steel	B9A 5824648-A	1	
	60	X(58A)-Taxi			1	
	61	A(58E)-Taxi			1	
	62/	A(54B, E), B(54)-Taxi			1	
24650 PAD - REAR DOOR INSIDE ASSIST HANDLE						
	60	A(58)-Taxi		B6A 7324650-A	2	
	60	X(58A)-Taxi			2	
	61	A(58E)-Taxi			2	
	62/	A(54), B(54)-Taxi			2	
GROUP NUMBER	YEAR	BODY TYPE	DESCRIPTION	PART NUMBER		QTY.
				RIGHT HAND	LEFT HAND	
24700-1 PANEL ASSY. - REAR DOOR OUTER - REPAIR - Drill holes as required						
- A -						
	60	A(54, 58, 71, 75)		C0AB 5824700-B	C0AB 5824701-B	1
	61	A(54, 58, 71, 75)		C1AB 7124700-A	C1AB 7124701-A	1
	62	A(54, 71, 75)		C2AB 5424700-B	C2AB 5424701-B	1
	63	A(54, 71, 75)		C4MY 7124700-A	C4MY 7124701-A	1
	64	A(54)		C4AZ 5424700-A	C4AZ 5424701-A	1
	64	A(57, 71)		C4AZ 5724700-A	C4AZ 5724701-A	1
- B -						
	62/63	B(54, 71)		C3OZ 5424700-A	C3OZ 5424701-A	1
	64	B(54, 71)		C4OZ 5424700-A	C4OZ 5424701-A	1
- X -						
	60/62	X(58A, 71)		C2DZ 5824700-A	C2DZ 5824701-A	1
	63	X(54, 71)				1
	64/	X(54, 71)		C5DZ 5424700-A	C5DZ 5424701-A	1
24702-3 EXTENSION ASSY. - REAR DOOR INSIDE PANEL TO OUTSIDE PANEL - FRONT						
	63	A(75)		C3AZ 7524702-A	C3AZ 7524703-A	1
247A02-3 PANEL - REAR DOOR UPPER REAR EXTENSION						
	61	A(75A)		★C1AB 75247A02-B	★C1AB 75247A03-B	1
			Clip	C1AB 75247A08-A	★C1AB 75247A08-A	2
	63	A(75)	Paint to match	C3AZ 75247A02-A	C3AZ 75247A03-A	1
24730-1 PANEL - REAR DOOR OUTSIDE FINISH						
	62	A(54, 71B, C, 75A)	Paint to match	C2AZ 5424730-A	C2AZ 5424731-A	1
	62	B(54B)	Includes attaching parts	C2OB 5424730-A	C2OB 5424731-A	1
	63	B(54B, 71B)	White-Paint to match	C3OZ 5424730-A	C3OZ 5424731-A	1
24740-1 EXTENSION - REAR DOOR OUTSIDE UPPER REAR						
	62	A(75A)		C2AB 7524740-A	★C2AB 7524741-A	1
	63	A(75)		C3AZ 7524740-A	C3AZ 7524741-A	1
	64	A(57)		C4AZ 5724740-B	C4AZ 5724741-B	1
			5/16"-24 x 1.40" Screw (set)	★378356-S8	★378356-S8	2
			5/16" Washer (special lock)	357789-S7(XX343)	357789-S7(XX343)	2
			5/16"-24 Nut (hex.)	33923-S7(M32)	33923-S7(M32)	2
			No. 10-32 x 1/2" Cross recess oval head screw & washer assy.	50810-S8(U158)	50810-S8(U158)	4
			No. 10-32 Nut & retainer assy.	372893-S2(MM193)	372893-S2(MM193)	4
24744-5 EXTENSION - REAR DOOR INSIDE UPPER REAR						
	63	A(75)		C3AZ 7524744-A	C3AZ 7524745-A	1
	63	A(75)	5/16"-24 x .62" Hex. hd. screw & washer assy.	359605-S8(BB590)	359605-S8(BB590)	4
			No. 12-24 x 1/2" Cross recess flat head screw & washer assy.	356782-S8(BB114)	356782-S8(BB114)	4
	64	A(57)		C4AZ 5724744-B	C4AZ 5724745-B	1
			No. 12-24 x 1/2" Cross recess flat head screw & washer assy.	356782-S8(BB114)	356782-S8(BB114)	4

**BODY
SECTION 240**
FORD CAR PARTS

GROUP NUMBER	YEAR	BODY TYPE	DESCRIPTION	PART NUMBER		QTY.
				RIGHT HAND	LEFT HAND	
24784-5	SHIELD ASSY. - REAR DOOR WIRING - Also refer to Chassis group 14A099					
60/61	A(54A, 58A, 58E, 71, 75A)			C0AB 5824784-A	C0AB 5824785-A	1
32/64	A(54, 71, 75)					1
62/64	A(54, 71, 75)		No. 10-12 x 5/8" Hex. hd. self tapping screw	42014-S8(U240)	42014-S8(U240)	4
24814-5	PANEL - REAR DOOR UPPER EXTENSION INNER					
64	A(57)			C4AZ 5724814-B	C4AZ 5724815-A	1
24896-7	SEAL - REAR DOOR UPPER REAR EXTENSION					
64	A(57)			C4AZ 5724896-B	C4AZ 5724897-B	1
64	A(57)		No. 5 Flat washer	44706-S(X7)	44706-S(X7)	2
			No. 6-20 x .38" Truss head screw	353803-S8(UU95)	353803-S8(UU95)	2
25018-9	MOULDING - REAR DOOR OUTSIDE REAR EXTENSION-INCLUDES ATTACHING PARTS					
64	A(54A, 54B, 54E)	NOTE 1		C4AZ 5425018-A	C4AZ 5425019-A	1
64	A(54E)	NOTE 2		C4AZ 5425018-B	C4AZ 5425019-B	1
64	A(57)			C4AZ 5725018-A	C4AZ 5725019-A	1
25034	RETAINER ASSY. - REAR DOOR OUTSIDE UPPER MOULDING					
63	A(54A, 71B, 71C, 75)			C3AZ 5425034-A	C3AZ 5425034-B	1
25300-1	RAIL - REAR DOOR OUTSIDE FINISH - LOWER					
	- A -					
60	A(71G)			C0AB 7125300-A	C0AB 7125301-A	1
			Fastener	B9AB 7150108-E	B9AB 7150108-E	6
			No. 10-32 x 1 1/2" Round head screw	27177-S7(U177)	27177-S7(U177)	6
			Retainer (cap)	358403-S2(GG54)	358403-S2(GG54)	6
			Cap	358404-S(DD1)	358404-S(DD1)	6
61	A(71G, 71J)		Refer to Group 25426-7			
62	A(71A, 71E)		Includes attaching parts	C2AZ 7125300-B	C2AZ 7125301-B	1
63	A(71A, 71E, 71G, 71H)		Includes attaching parts	C3AZ 7125300-A	C3AZ 7125301-A	1
64	A(71A, 71E)		Includes attaching parts	C4AZ 7125300-A	C4AZ 7125301-A	1
	- B -					
63	B(71E, 71G)		Includes attaching parts	C3OZ 7125300-A	C3OZ 7125301-A	1
	- X -					
62	X(71B)		Includes attaching parts	C3DZ 7125300-A	C3DZ 7125301-A	1
63	X(71C, 71D)					1
64	X(71C)		Includes attaching parts	C4DZ 7125300-A	C4DZ 7125301-A	1
25320-1	RAIL - REAR DOOR OUTSIDE FINISH - UPPER					
	- A -					
61	A(71G, 71J)		Refer to Group 254A00-1			
62	A(71A, 71E)		Includes attaching parts	C2AZ 7125320-B	C2AZ 7125321-B	1
63	A(71A, 71E, 71G, 71H)		Includes attaching parts	C3AZ 7125320-A	C3AZ 7125321-A	1
64	A(71A, 71E)		Includes attaching parts	C4AZ 7125320-A	C4AZ 7125321-A	1
	- B -					
63	B(71E, 71G)		Includes attaching parts	C3OZ 7125320-A	C3OZ 7125321-A	1
	- X -					
62	X(71B)		Includes attaching parts	C3DZ 7125320-A	C3DZ 7125321-A	1
63	X(71C, 71D)					1
64	X(71C)		Includes attaching parts	C4DZ 7125320-A	C4DZ 7125321-A	1
25324-5	WEATHERSTRIP ASSY. - REAR DOOR					
	- A -					
60/61	A(54A, 58)			C1AB 5425324-C	C1AB 5425325-C	1
60/61	A(75A)			C0AB 5725324-A	C0AB 5725325-A	1
60/62	A(71)			C1AZ 7125324-C	C1AZ 7125325-C	1
62	A(54)			C2AZ 5425324-A	C2AZ 5425325-A	1
63	A(54)			C3AZ 5425324-B	C3AZ 5425325-B	1
64	A(54)			C4AZ 5425324-A	C4AZ 5425325-A	1
64	A(57)			C4AZ 5725324-A	C4AZ 5725325-A	1
63/64	A(71)			C3AZ 7125324-C	C3AZ 7125325-C	1
63	A(75)			C3AZ 7525324-B	C3AZ 7525325-B	1

NOTE 1 - Used on body type A(54E) with bright belt moulding from 1/2/64.

NOTE 2 - Not used on units with bright belt moulding from 1/2/64.

FORD CAR PARTS

**BODY
SECTION 240**

1031

GROUP NUMBER	YEAR	BODY TYPE	DESCRIPTION	PART NUMBER		QTY.
				RIGHT HAND	LEFT HAND	
25324-5 WEATHERSTRIP ASSY. - REAR DOOR - continued						
- B -						
	62	B(54)		C3OZ 5425324-B	C2OZ 5425325-A	1
			5/16" Plug	375547-S(PP14E)	375547-S(PP14E)	12
	63/	B(54)		C3OZ 5425324-B	C3OZ 5425325-B	1
	63/	B(71)		C3OZ 7125324-C	C3OZ 7125325-C	1
	63/	B(54, 71)	5/16" Plug	375547-S(PP14E)	375547-S(PP14E)	12
- X -						
	60/62	X(58A)		C1DZ 5825324-A	C1DZ 5825325-A	1
	63	X(54)		C3DZ 5425324-A	C3DZ 5425325-A	1
	60/63	X(71)		C1DZ 7125324-A	C1DZ 7125325-A	1
	64	X(54)	"Before 2/3/64"	†C4DZ 5425324-A	†C4DZ 5425325-A	1
	64	X(71)	"Before 2/3/64"	†C4DZ 7125324-A	†C4DZ 7125325-A	1
	64/	X(54)	"From 2/3/64"	‡C4DZ 5425324-B	‡C4DZ 5425325-B	1
	64/	X(71)	"From 2/3/64"	‡C4DZ 7125324-B	‡C4DZ 7125325-B	1
	63/64	A(54, 57, 71, 75)	No. 8-15 x 1/2" Cross recess pan head screw	52726-S13(U381)	52726-S13(U381)	2
			No. 8-32 x 1/4" Cross recess fillisterhd. screw	*50132-S8	*50132-S8	2
			5/16" Plug	375547-S(PP14E)	375547-S(PP14E)	14
	64/	X(54, 71)	7/16" Plug	375547-S(PP14E)	375547-S(PP14E)	10
254A00-1 RAIL - REAR DOOR OUTSIDE FINISH - UPPER - Also refer to Group 25320-1						
	61	A(71G, 71J)		C1AZ 71254A00-A	C1AZ 71254A01-A	1
			No. 10-32 x 1 1/4" Pan hd. screw & washer assy.	373702-S7(BB647L)	373702-S7(BB647L)	6
			Cap	358404-S(DD1)	358404-S(DD1)	6
			Fastener assy.	C1AZ 71290B32-A	C1AZ 71290B32-A	6
254A04-5 MOULDING - REAR DOOR WINDOW FRAME OUTSIDE - REAR						
	63/	B(71B)		C3OZ 71254A04-A	C3OZ 71254A05-A	1
	60/62	X(71)		C1KB 71254A04-B	C1KB 71254A05-B	1
	63	X(71B, 71C, 71D)				1
	64/	X(71B, 71C)				1
254A12-3 MOULDING - REAR DOOR OUTSIDE TOP - FRONT						
- A -						
	60/61	A(54A, 58A)		C0AZ 58254A12-B	C0AZ 58254A13-B	1
	62	A(54)				1
	63/64	A(54A)				1
	60/61	A(71E, 71F, 71G, 71J)		C0AZ 71254A12-B	C0AZ 71254A13-B	1
	62	A(71A, 71B, 71C, 71E)				1
	63/64	A(71)				1
- B -						
	62	B(54B)		C2OZ 54254A12-A	C2OZ 54254A13-A	1
	63	B(54B, 71B, 71E)				1
	64/	B(54B, 71B)				1
25426-7 RAIL - REAR DOOR OUTSIDE FINISH - LOWER - Also refer to Group 25300-1						
	61	A(71G, 71J)		C1AZ 7125426-A	C1AZ 7125427-A	1
			No. 10-32 x 1 1/4" Pan hd. screw & washer assy.	373702-S7(BB647L)	373702-S7(BB647L)	8
			No. 10-32 x .62" Pan hd. screw & washer assy.	373703-S7(BB647K)	373703-S7(BB647K)	2
			No. 10-32 Nut (tee)	373181-S40(MM216)	373181-S40(MM216)	2
			Cap	358404-S(DD1)	358404-S(DD1)	10
			Fastener assy.	C1AZ 71290B32-A	C1AZ 71290B32-A	8
25474-5 WEATHERSTRIP ASSY. - REAR DOOR UPPER REAR EXTENSION - OUTER						
	62/63	A(75)	Inner	C2AZ 7525474-A	C2AZ 7525475-A	1
	62/63	A(75)	Outer	C2AZ 7525475-A	C2AZ 7525474-A	1
	60/63	A(75)	No. 4-24 x 3/8" Cross recess flat hd. screw	52003-S13(U194)	52003-S13(U194)	8or12
25476 WEATHERSTRIP ASSY. - REAR DOOR GLASS RUN - REAR						
	60/61	A(75A)		C0AB 5725476-A	C0AB 5725476-A	4
	62/63	A(75)		C2AZ 7525476-B	C2AZ 7525476-B	4
	60/63	A(75)	No. 8-18 x 3/8" Cross recess flat head screw	*52007-S8	*52007-S8	4

† Retainer embedded in bottom section of weatherstrip ‡ Used on units with retainer welded to door bottom

GROUP NUMBER	YEAR	BODY TYPE	DESCRIPTION	PART NUMBER		QTY.
				RIGHT HAND	LEFT HAND	
25478-9	STABILIZER and WEATHERSTRIP ASSY.-REAR DOOR WINDOW					
	64	A(57)		C4AZ 5725478-B	C4AZ 5725479-B	1
254A86-7	PANEL - REAR DOOR TRIM PANEL FINISH					
	63	A(75C)		C3AZ 75254A86-A	C3AZ 75254A87-A	1
	64	A(57C)		C4AZ 57254A86-A	C4AZ 57254A87-A	1
254A88-9	MOULDING - REAR DOOR GLASS WEATHERSTRIP RETAINER - FRONT - INCLUDES ATTACHING PARTS					
	63	A(75)		C3AZ 75254A88-A	C3AZ 75254A89-A	1
	64	A(57)		C4AZ 57254A88-A	C4AZ 57254A89-A	1
254A92-3	MOULDING - REAR DOOR OUTSIDE BELT-REAR - INCLUDES ATTACHING PARTS					
	64	A(54A, 54B)		C4AZ 54254A92-A	C4AZ 54254A93-A	1
	64	A(57) "From 5/1/64"		C4AZ 57254A92-A	C4AZ 57254A93-A	1
25514-5	MOULDING ASSY. - REAR DOOR WINDOW GARNISH - Drill holes as required and paint to match					
	63	A(54A, 71A, 71E)	Textured steel-Includes ornament	C3AZ 5425514-A	C3AZ 5425515-A	1
	63	A(54B, 54E, 71B, 71C)		C3AZ 5425514-B	C3AZ 5425515-B	1
	63	A(75A)	Textured steel-Includes ornament	C3AZ 7525514-A	C3AZ 7525515-A	1
	63	A(54, 71, 75)	No. 8-15x3/4" Cross recess oval head screw	52360-S13(U294)	52360-S13(U294)	4
			No. 8-15x1 1/2" Cross recess oval head screw	52388-S13(U298)	52388-S13(U298)	4
25522-3	MOULDING - REAR DOOR OUTSIDE TOP - REAR					
	60/61	A(71E, 71F, 71G, 71J)		C0AZ 7125522-B	C0AZ 7125523-B	1
	62/64	A(71)				1
	64	A(54A)		C4AZ 5425522-A	C4AZ 5425523-A	1
25526	RETAINER - REAR DOOR OUTSIDE BELT MOULDING					
	64	A(54A, 54B)"Before 5/1/64"		C4AZ 5425526-A	C4AZ 5425526-A	2
	64	A(54) "From 5/1/64"		C4AZ 5425526-B	C4AZ 5425526-B	2
	64	A(57) "From 5/1/64"		C4AZ 5725526-A	C4AZ 5725526-A	4
25532-3	MOULDING - REAR DOOR OUTSIDE - LOWER REAR - INCLUDES ATTACHING PARTS					
	- A -					
	60	A(54A, 71E, 71F, 75A)		C0AB 5825532-A	C0AB 5825533-A	1
	61	A(54A, 71E, 71F, 75A)		C1AB 5425532-A	C1AB 5425533-A	1
	61	A(58A)		C1AB 5825532-B	C1AB 5825533-B	1
	64	A(54A, 57, 71B, 71C)		C4AZ 5425532-A	C4AZ 5425533-A	1
	- B -					
	62	B(54B)		C2OZ 5425532-A	C2OZ 5425533-A	1
	63	B(54A, 71D)		C3OZ 5425532-A	C3OZ 5425532-A	2
	- X -					
	62	X(58A, 71A)		C2DZ 5825532-A	C2DZ 5825533-A	1
	63	X(54A, 71B)		C3DZ 5425532-A	C3DZ 5425532-A	2
	64	X(54D, 71B)		C4DZ 5425532-A	C4DZ 5425533-A	1
25540-1	MOULDING - REAR DOOR OUTSIDE - UPPER - INCLUDES ATTACHING PARTS					
	- A -					
	60	A(54A, 58A, 58E, 58F, 71, 75A)		C0AB 5825540-A	C0AB 5825541-A	1
	61	A(54A, 58, 71, 75A)		C1AB 5425540-A	C1AB 5425541-A	1
	62	A(54, 71B, 71C, 71D, 75A)		C2AZ 5425540-A	C2AZ 5425540-A	2
	63	A(54A, 71B, 71C, 75)		C3AZ 5425540-A	C3AZ 5425541-A	1
	- B -					
	62	B(54)		C2OZ 5425540-A	C2OZ 5425541-A	1
	64	B(54A, 71D)		C4OZ 5425540-A	C4OZ 5425541-A	1
	64	B(54B, 71B)	White	C4OZ 5425540-B	C4OZ 5425541-B	1
	64	B(54B, 71B)	Red	C4OZ 5425540-C	C4OZ 5425541-C	1
	64	B(54B, 71B)	Black	C4OZ 5425540-D	C4OZ 5425541-D	1
	- X -					
	61	X(58A, 71A)		C0DB 5825540-A	C0DB 5825540-A	2
	63	X(54B)	White-paint Black or Red as required	C3DZ 5425540-A	C3DZ 5425540-A	2
	64	X(54B)		C4DZ 5425540-A	C4DZ 5425541-A	1

FORD CAR PARTS

**BODY
SECTION 240**

1033

GROUP NUMBER	YEAR	BODY TYPE	DESCRIPTION	PART NUMBER		QTY.
				RIGHT HAND	LEFT HAND	
25542-3 MOULDING - REAR DOOR WINDOW OUTSIDE - TOP						
- A -						
	62	A(54)		C2AB 5425542-A	C2AB 5425543-A	1
	63	A(54A)				1
	64	A(54A)		C4AZ 5425542-A	C4AZ 5425543-A	1
	60/61	A(71E, 71F, 71G, 71J)		C0AB 7125542-A	C0AB 7125543-A	1
	62/64	A(71)				1
- B -						
	62/	B(54B)		C2OZ 5425542-A	C2OZ 5425543-A	1
	63	B(71B, 71E)		C3OZ 7125542-A	C3OZ 7125543-A	1
	64/	B(71B)				1
- X -						
	60/62	X(58A)		C0DB 5825542-C	C0DB 5825543-C	1
	63/	X(54A, 54B, 54D)		C3DZ 5425542-A	C3DZ 5425543-A	1
	60/62	X(71)		C1KB 7125542-B	C1KB 7125543-B	1
	63	X(71B, 71C, 71D)				1
	64/	X(71B, 71C)				1
25546-7 MOULDING ASSY. - REAR DOOR TRIM - REAR						
	64	A(57C)		C4AZ 5725546-A	C4AZ 5725547-A	1
25553 RETAINER - REAR DOOR OUTSIDE LOWER MOULDING						
	60	A(54A, 58A, 71E, 71F, 75A)		★C0AB 5825553-A	★C0AB 5825553-A	2or4
			No.8-32 x 5/16" Fillister head screw & washer assy.	355067-S7(BB53)	355067-S7(BB53)	2or4
25554-5 MOULDING and WEATHERSTRIP ASSY. - REAR DOOR OUTSIDE - BELT- INCLUDES ATTACHING PARTS						
	64	A(54A, 54B, 54E) NOTE 2		C4AZ 5425554-A	C4AZ 5425555-A	1
	64	A(57)		C4AZ 5725554-A	C4AZ 5725555-A	1
25556-7 MOULDING - REAR DOOR OUTSIDE - LOWER - INCLUDES ATTACHING PARTS						
- A -						
	63	A(54A, 54B, 71B, 71C, 75)		C3AZ 5425556-A	C3AZ 5425557-A	1
	64	A(54, 57, 71B, 71C)		C4AZ 5425556-A	C4AZ 5425557-A	1
- B -						
	63	B(54B, 71B)		C3OZ 5425556-A	C3OZ 5425556-A	4
- X -						
	61	X(58A, 71A)		C0DB 5825556-A	C0DB 5825557-A	1
	64	X(54B)		C4DZ 5425556-A	C4DZ 5425557-A	1
25558-9 MOULDING and RETAINER ASSY. - REAR DOOR TRIM - UPPER						
	63	A(75C)	Center	C3AZ 7525558-A	C3AZ 7525559-A	1
25562-3 RETAINER ASSY. - REAR DOOR OUTSIDE MOULDING						
	64	B(54B, 71B)		C4OZ 5425562-A	C4OZ 5425562-A	2
25576-7 RETAINER - REAR DOOR TRIM PANEL - Also refer to Group 27590						
	63	A(54, 71, 75)	Paint to match	C3AZ 5425576-A	C3AZ 5425576-A	2
	64	A(54, 57, 71)				2
	64	A(57C)		C4AZ 5725576-A	C4AZ 5725577-A	1
25578-9 MOULDING and RETAINER ASSY. - REAR DOOR TRIM - LOWER						
	63	A(75C)		C3AZ 7525578-A	C3AZ 7525579-A	1
25584-5 PLATE - REAR DOOR OUTSIDE HANDLE FINISH						
	63	A(54A, 71B, 71C, 75)	Bright finish	C3AZ 5425584-A	C3AZ 5425585-A	1
25586-7 MOULDING - REAR DOOR OUTSIDE - UPPER FRONT						
	64	B(54B, 71D)	Includes attaching parts	C4OZ 5425586-A	C4OZ 5425587-A	1
25596-7 WEATHERSTRIP ASSY. - REAR DOOR GLASS AT BELT - OUTSIDE - Also refer to Group 25860-1						
- A -						
	60/61	A(75A)	With clips	C0AB 5725596-A	★C0AB5725597-A	1
	60/61	A(54A, 58A, 58E, 58F, 71)	With clips-inside remove clips	C2AB 5425596-A	C2AB 5425597-A	2
	62	A(54, 71)				2
	63	A(54, 71)	Outside-with clips	C3AZ 5425596-A	C3AZ 5425597-A	1
	63	A(54, 71)	Inside-remove clips			1

NOTE 2 - Used on body type A(54E) with bright belt moulding from 2/1/64

**BODY
SECTION 240**
FORD CAR PARTS

GROUP NUMBER	YEAR	BODY TYPE	DESCRIPTION	PART NUMBER		QTY.
				RIGHT HAND	LEFT HAND	
25596-7 WEATHERSTRIP ASSY. - REAR DOOR GLASS AT BELT - OUTSIDE - continued - Also refer to Group 25860-1						
- A -						
	60/62	A(75A)	Outside-with clips & inside remove clips & cut as required	C2AB 7525596-A	C2AB 7525597-A	2
	63	A(75A)	"Before 4/1/63" NOTE 1 Inside-remove clips-			1
	63	A(75C)	Inside-Refer to Group 25860			
	63	A(75)	Outside-with clips	C3AZ 7525596-A	C3AZ 7525597-A	1
			No. 4 x 3/8" Cross recess flat head screw	52003-S13(U194)	52003-S13(U194)	4
	64	A(54E)	NOTE 2 Outside-with clips	C4AZ 5425596-A	C4AZ 5425597-A	1
	64	A(71)	Outside	C4AZ 7125596-A	C4AZ 7125597-A	1
- B -						
	62	B(54)	Outside-with clips	C2OZ 5425596-A	C2OZ 5425597-A	1
	63/	B(54, 71)	Inside			1
- X -						
	60/62	X(58A, 71)	Outside & inside-with clips	C0DZ 5825596-E	C0DZ 5825597-E	2
	63/	X(54, 71)	1/4"-20 x 5/8" Hex. washer head screw	*373108-S2	*373108-S2	2
25622-3 PLATE - BODY SIDE NAME - INCLUDES ATTACHING PARTS - Also refer to Chassis Group 16098						
- A -						
	60	A(59C, 71H)	"Ranch Wagon"	C0AB 5925622-B	C0AB 5925622-B	2
	60	A(71E, 71F)	"Country Sedan"	C0AB 7125622-A	C0AB 7125622-A	2
			1/8" Nut (sleeve type)	373528-S32(MM227)	373528-S32(MM227)	AR
	62	A(54A, 62A, 65A, 75A)	"Galaxie"	C2AZ 6225622-A	C2AZ 6225622-A	2
	62	A(65B, 76B)	"Galaxie 500 XL"	C2AZ 7625622-B	C2AZ 7625622-B	2
	62	A(76A)	"Sunliner"	C2AZ 7625622-A	C2AZ 7625622-A	2
	62/63	A(71B, 71C)	"Country Sedan" - NOTE 3	C2AZ 7125622-A	C2AZ 7125622-A	2
	64	A(54B, 62B)	"Custom 500"	C4AZ 6225622-A	C4AZ 6225623-A	1
	64	A(54E, 62E)	"Custom"	C4AZ 6225622-B	C4AZ 6225623-B	1
	64	A(71A, 71E)	"Country Squire"	C4AZ 7125622-A	C4AZ 7125823-A	1
- B -						
	63	B(71B, D)	"Ranch Wagon" -Tailgate	C3OZ 7125622-A	C3OZ 7125622-A	1
- S -						
	63	S	"Thunderbird"	C3SZ 6325622-A	C3SZ 6325622-A	2
	64	S	"Thunderbird"-On front fender-16.68" long with 6 studs	C3SZ 6325622-A	C3SZ 6325622-A	2
- X -						
	62	X(62C, 64C)	"Futura"	C2DZ 6425622-A	C2DZ 6425622-A	2
	63	X(54,62,63,76)"From 2/18/63"	"Falcon" - NOTE 4	C3DZ 6225622-A	C3DZ 6225622-A	2
	63	X(59B, 71B)	"Falcon"	C3DZ 5925622-A	C3DZ 5925622-A	2
25712-3 GLASS - REAR DOOR WINDOW - Tempered unless otherwise Indicated						
- A -						
	60/61	A(54, 58)	Laminated 4283T	C0AB 5825712-C	C0AB 5825712-D	2
	60/61	A(75A)	Laminated 4281T	C0AB 7525712-A	Not Replaced	2
	62	A(54)	4365T	C2AZ 5425712-A	C2AZ 5425712-B	2
	60/62	A(71)	4287T	C0AZ 7125712-C	C0AZ 7125712-D	2
	62	A(75A)	4362T	C2AB 7525712-A	C2AB 7525712-B	2
	63	A(54)	4380T	C3AZ 5425712-A	C3AZ 5425712-B	2
	63	A(75)	4378T	C3AZ 7525712-A	C3AZ 7525712-B	2
	64	A(54)	4431T	C4AZ 5425712-A	C4AZ 5425712-B	2

NOTE 1 - From 4/1/63 Refer to Group 25860-1

NOTE 3 - From 2/1/63 Refer to Chassis Group 16098

NOTE 2 - Not used on Units with bright belt moulding from 1/2/64

NOTE 4 - Before 2/18/63 Refer to Chassis Group 16098

FORD CAR PARTS

**BODY
SECTION 240**

1035

GROUP NUMBER	YEAR	BODY TYPE	DESCRIPTION	PART NUMBER		QTY.
				CLEAR	TINTED	
25712-3	GLASS - REAR DOOR WINDOW - continued - Tempered unless otherwise indicated					
			NAGS NUMBER			
		- A -				
	64	A(57)	2489T	C4AZ 5725712-A	C4AZ 5725712-B	2
	63/64	A(71)	4388T	C3AZ 7125712-A	C3AZ 7125712-B	2
		- B -				
	62/	B(54)	4360T	C2OZ 5425712-A	C2OZ 5425712-B	2
	63/	B(71)	4389T	C3OZ 7125712-A	C3OZ 7125712-B	2
		- X -				
	60/62	X(58A)	4274T	C0DZ 5825712-J	C0DZ 5825712-K	2
	60/	X(71)	4326T	C1DZ 7125712-J	C1DZ 7125712-K	2
	63/	X(54)	4392T	C3DZ 5425712-A	C3DZ 5425712-B	2
GROUP NUMBER	YEAR	BODY TYPE	DESCRIPTION	PART NUMBER		QTY.
				RIGHT HAND	LEFT HAND	
25723	GLASS - REAR DOOR STATIONARY WINDOW - Tempered unless otherwise indicated (Also refer to Group 26870)					
			NAGS NUMBER			
	60/64	X(71)	Clear 2364T	C1KB 7125723-A	C1KB 7125723-A	2
	61/64	X(71)	Tinted 2364T	C1KB 7125723-B	C1KB 7125723-B	2
25742-3	RUN ASSY. - REAR DOOR GLASS - REAR OUTER					
	63	A(75)		C3AZ 7525742-A	C3AZ 7525743-A	1
			1/4"-20 x 5/8" Hex. head bolt	20324-S8(B41)	20324-S8(B41)	2
			1/4"-20 Hex. nut	34055-S8(M158)	34055-S8(M158)	2
	64	A(57)		C4AZ 5725742-A	C4AZ 5725743-A	1
			1/4"-20 x 5/8" Hex. head bolt	20324-S8(B41)	20324-S8(B41)	2
			1/4"-20 Hex. nut	34055-S8(M158)	34055-S8(M158)	2
			1/4"-20 x 3/4" Flat head machine screw	350299-S7(BB87)	350299-S7(BB87)	4
25748	RUN ASSY. - REAR DOOR GLASS - LOCKSIDE					
	60	A(54A, 58A, 58E, 58F, 71)		C0AB 5825748-B	C0AB 5825748-B	2
	61	A(54A, 58, 71)				2
	62	A(54, 71)		★C2AZ 5425748-A	★C2AZ 5425748-A	2
	63/64	A(54, 71)		C3AZ 5425748-A	C3AZ 5425748-A	2
25754	RUN ASSY. - REAR DOOR GLASS - REAR INNER					
	62/63	A(75)		C2AZ 7525754-A	C2AZ 7525754-A	2
	64	A(57)		C4AZ 5725754-A	C4AZ 5725754-A	2
			1/4"-20 x 3/4" Flat head machine screw	350299-S7(BB87)	350299-S7(BB87)	4
25764	RUN - REAR DOOR GLASS - Refer to Groups 21550 & 25766					
	63	A(54)	Cut to 57.47" long from C3AZ 6221550-A			2
	63	A(71)	Cut to 59.14" long from C3AZ 6221550-A			2
	62/	E(54)	Cut to 52.38" long & notch from C2OZ 6221550-A			2
	63/	B(71)	Cut to 52.06" long & notch from C2OZ 6221550-A			2
	62	X(58A)	Cut 3/4" from lower end of C2DZ 6421550-A			2
	62	X(71)	Cut to fit			2
	63/	X(54)	Cut to 53.73" long from C3AZ 6221550-A			2
	63/	X(71)	Cut to 53.25" long from C3AZ 6221550-A			2
25766	RUN ASSY. - REAR DOOR GLASS - TOP - Refer to Groups 21550 & 25764					
	60/61	A(54A, 58A, 58E, 58F)	42" long	C0AB 5825766-B	C0AB 5825766-B	2
	60/61	A(71)	Cut to 23.83" long			2
	62	A(54)	Cut to 40" long			2
	62	A(71)	Cut to 18.04" long			2

GROUP NUMBER	YEAR	BODY TYPE	DESCRIPTION	PART NUMBER		QTY.
				RIGHT HAND	LEFT HAND	
25780 STOP - DOOR WINDOW - UPPER						
60/61		A(63A, 75A, 76B)		B9A 5725780-A	B9A 5725780-A	4
60/61		A(75A)	Rear door			2
61		A(65A)	Front door			4
62		A(65, 75A, 76)	Front door			4
62		A(75A)	Rear door			2
60/62		A(57A, 63A, 65, 75A, 76)	5/16"-24 x .62" Hex. hd. screw & washer assy.	359605-S8(BB590)	359605-S8(BB590)	4to12
25796-7 RETAINER ASSY. - REAR DOOR GLASS RUN - FRONT						
62/		B(54, 71)		C2OZ 5425796-A	C2OZ 5425797-A	1
62/		B(54, 71), X(54, 58A, 71)	1/4"-20 x 1/2" Pan head screw & washer assy.	373460-S7(BB629)	373460-S7(BB629)	2
62		X(58A, 71)		C2DZ 5825796-B	C2DZ 5825797-B	1
63/		X(54, 71)				1
25804-5 RETAINER ASSY. - REAR DOOR GLASS RUN - LOCKSIDE						
62		A(54, 71)		*C2AZ 5425804-A	*C2AZ 5425805-A	1
			No. 10-32 x 5/8" Cross recess pan head screw	50525-S8(U159)	50525-S8(U159)	2
			No. 10 Lockwasher	34903-S8(X96)	34903-S8(X96)	2
63/64		A(54, 71)		C3AZ 5425804-B	C3AZ 5425805-B	1
			No. 10-32 x 1/2" Cross recess pan head screw and washer assy.	50810-S8(U158)	50810-S8(U158)	2
			5/16"-24 x 1.62" Stud (shoulder)	*371513-S8	*371513-S8	2
			5/16" I.D. x 7/8" O.D. Washer (special)	357789-S7(XX343)	357789-S7(XX343)	2
			5/16"-24 Hex. nut	33923-S7(M32)	33923-S7(M32)	2
			5/16"-24 x .62" Hex. head screw & washer assy.	359605-S8(BB590)	359605-S8(BB590)	2
			No. 10-32 Nut & retainer assy.	372893-S2(MM193)	372893-S2(MM193)	2
25824 -5 WEATHERSTRIP ASSY. - REAR DOOR GLASS - FRONT						
60/63		A(75)		C3AZ 7525824-A	C3AZ 7525825-A	1
64		A(57)	R. H. -Cut to 14.35" long from C3AZ 6530146-A L. H. -Cut to 14.35" long from C3AZ 6530147-A			1
						1
25852 RUN ASSY. - REAR DOOR GLASS - LOWER HINGE SIDE						
60/61		A(54A, 58, 71)		C0AB 5825852-B	C0AB 5825852-B	2
62		A(54, 71)				2
25858 RUN ASSY. - REAR DOOR GLASS - UPPER HINGE SIDE						
60		A(54A, 58A, 58E, 58F)	Cut to 14.87" from C0AB 5825766-A			2
60		A(71)	Cut to 15.10" from C0AB 5825766-A			2
61		A(54A, 58A, 58E, 58F)	Cut to 14.87" from C0AB 5825766-B			2
62		A(54)	Cut to 14.87" from C0AB 5825766-B			2
61/		A(71)	Cut to 15.10" from C0AB 5825766-B			2
25860-1 WEATHERSTRIP ASSY. - REAR DOOR GLASS AT BELT - INSIDE -Also refer to Group 25596-7						
- A -						
63		A(75A)	Less clips	C3AZ 7525860-B	C3AZ 7525861-B	1
63		A(75C)	Less clips	C3AZ 7525860-A	C3AZ 7525860-A	2
63		A(75C)	Outside-Refer to Group 25596-7			
64		A(54)	Less clips	C4AZ 5425860-A	C4AZ 5425861-A	1
64		A(57)	Less clips	C4AZ 5725860-A	C4AZ 5725861-A	1
64		A(71)	Less clips	C4AZ 7125860-A	C4AZ 7125860-A	2

FORD CAR PARTS

**BODY
SECTION 260**

1037

GROUP NUMBER	YEAR	BODY TYPE	DESCRIPTION	PART NUMBER		QTY.
				RIGHT HAND	LEFT HAND	
26058 STOP - REAR DOOR WINDOW - LOWER FRONT						
	60/63	A(75)	Rear door	C0AB	5726058-A	2
	62/63	B	Inner head lamp mounting bracket			2
	63	A	Inner head lamp mounting bracket			2
	64	A(57)		C4AZ	5726058-A	2
26084 RETAINER and BRACKET ASSY. - REAR DOOR STATIONARY WINDOW WEATHERSTRIP						
	62/	B(54)		C2OZ	5426084-A	2
			No. 8-32 x 3/8" Cross recess truss head shoulder screw		376129-S8(UU97D)	2
	63	B(71)		C3OZ	7126084-A	2
	60/62	X(58A)		*C0DB	5826084-A	2
	63/64	X(54)		C3DZ	5426084-A	2
	60/64	X(71)	Refer to Group 262A07			
262A02-3 RUN and BRACKET ASSY. - REAR DOOR STATIONARY WINDOW						
	62/64	B(54)		C2OB	54262A02-A	2
	63/64	B(71)		C3OZ	71262A02-A	2
	63/64	X(54)	R. H.	C3DZ	54262A02-A	1
	60/62	X(58A)	R. H. -cut 1" from top end			1
			L. H.	C3DZ	54262A03-A	1
	60/64	X(71)	R. H.	C2DZ	71262A02-A	1
			L. H.	C2DZ	71262A03-A	1
	60/64	X(54, 58A, 71)	1/4"-20 x 1.06" Stud		359214-S8(UU106)	2
			1/4"-20 Nut		33795-S7 (M49)	2
			1/4" -Lockwasher (external tooth)		34940-S7-8(X88)	2
262A07 RETAINER and BRACKET ASSY. - REAR DOOR STATIONARY WINDOW WEATHERSTRIP						
	60/62	X(58A)	Refer to Group 26084			
	63/64	X(54)				
	60/64	X(71)		C1KB	71262A07-A	2
262A11 WEATHERSTRIP - REAR DOOR STATIONARY WINDOW - Also refer to Group 26894-5						
	62/64	B(54)		C2OB	54262A11-A	2
	60/64	X(71)		C1KB	71262A11-A	2
GROUP NUMBER	YEAR	BODY TYPE	DESCRIPTION	PART NUMBER		QTY.
				RIGHT HAND	LEFT HAND	
26216-7 GUIDE ASSY. - REAR DOOR WINDOW - FRONT						
	60/63	A(75)		C0AZ	5726216-A	1
	64	A(57)		C0AZ	5726217-A	1
			5/16"-24 x .62" Screw & washer assy.	359605-S8(BB590)	359605-S8(BB590)	2
			5/16" Flat washer	44725-S8(X22)	44725-S8(X22)	2
			5/16"-24 x 1 3/16" Screw (set)	354021-S7(UU113)	354021-S7(UU113)	4
			5/16" External tooth lockwasher	*34941-S7	*34941-S7	4
			5/16"-24 Nut (hex.)	33923-S7(M32)	33923-S7(M32)	4
262A16-7 RUN and RETAINER ASSY. - REAR DOOR GLASS - HINGE SIDE						
	62	A(54, 71)		C2AZ	54262A16-A	2
	63/64	A(54, 71)		C3AZ	54262A16-B	1
			5/16"-24 x .62" Hex.head screw & washer assy.	359605-S8(BB590)	359605-S8(BB590)	2
			5/16" Flat washer	44725-S8(X22)	44725-S8(X22)	2
	60/61	X(58A)		C0DZ	58262A16-E	1
	60/61	X(71A)		*C1KB	71262A16-D	1
			1/4"-20 x 1/2" Cross recess pan head screw & washer assy.	373460-S7(BB629)	373460-S7(BB629)	2
	62/	X(54, 58A, 71)	Refer to Group 25796-7 & 21550			

GROUP NUMBER	YEAR	BODY TYPE	DESCRIPTION	PART NUMBER		QTY.
				RIGHT HAND	LEFT HAND	
26220-1 FRAME ASSY. - REAR DOOR GLASS - UPPER						
63	A(75)			C3AZ 7526220-A	C3AZ 7526220-A	2
64	A(57)			C4AZ 5726220-A	C4AZ 5726220-A	2
			No. 8-32 x 1/2" Cross recess pan head screw	51764-S8(U366)	51764-S8(U366)	4
			No. 8-32 x 3/8" Pan head screw	39031-S(U135)	39031-S(U135)	4
63	X(54)			C3DZ 5426220-A	C3DZ 5426221-A	1
26228-9 CHANNEL ASSY. - REAR DOOR GLASS						
- A -						
60/61	A(54A, 58A, 53E, 58F, 71)			★C0AB 5826228-A	★C0AB 5826229-A	1
62	A(54, 71)					1
60/62	A(75A)			★C0AB 5726228-A	C3AZ 7526229-B	1
			No. 8-32 x 3/8" Pan head screw	39031-S(U135)	39031-S(U135)	4
63	A(54, 71)			C3AZ 5426228-A	C3AZ 5426229-A	1
63	A(75)			†C3AZ 7526228-B	†C3AZ 7526229-B	1
63	A(75)			†C3AZ 7526228-C	†C3AZ 7526229-C	1
64	A(54)			C4AZ 5426228-A	C4AZ 5426229-A	1
64	A(57)			C4AZ 5726228-A	C4AZ 5726229-A	1
- B -						
62	B(54)			C2OB 5426228-A	C2OB 5426229-A	1
63	B(54, 71)					1
- X -						
60/62	X(58A, 71)			C0DB 5826228-B	C0DB 5826229-B	1
63	X(54, 71)					1
262A28-9 DOVETAIL - REAR DOOR WINDOW						
61/63	A(75)			C3AZ 75262A28-A	C3AZ 75262A29-A	1
64	A(57)					1
			5/16"-24 x .62" Hex. head screw & washer assy.	359605-S8(BB590)	359605-S8(BB590)	2
262A30-1 STRIKER - REAR DOOR WINDOW DOVETAIL						
61/63	A(75)			C3AZ 75262A30-A	C3AZ 75262A31-A	1
64	A(57)					1
			1/4"-20 x 1/2" Pan head screw & washer assy.	50992-S7(U154)	50992-S7(U154)	4
GROUP NUMBER	YEAR	BODY TYPE	DESCRIPTION	PART NUMBER		QTY.
26242 FRAME - REAR DOOR GLASS - UPPER						
60/61	A(75A)				★C0AB 5726242-A	2
62	A(75)				C2AB 7526242-A	2
			No. 8-32 x 1/2" Cross recess pan head screw		51764-S8(U366)	4
26258 WEATHERSTRIP - REAR DOOR GLASS CHANNEL						
60	A(54A, 58A, 58E, 58F, 71, 75A)		Cut to 30, 34" long from CISB 6321510-A			2
61/64	A(54, 58, 71, 75)		Use bulk glass tape			
26290 REINFORCEMENT - REAR DOOR or QUARTER WINDOW GLASS FRAME - UPPER FRONT						
60/62	A(75)				C0AB 5726290-A	2
61/64	A(65)					2
63	A(75)				C3AZ 7526290-A	2
60/62	A(65, 75)		No. 8-32 x 3/8" Oval head screw		50387-S13(U120)	4
63	A(65)					4
26392-3 GUIDE ASSY. - REAR DOOR WINDOW - CENTER						
63	A(75)		R. H.		C3AZ 7526392-A	1
64	A(57)					1
			L. H.		C3AZ 7526393-A	1
60/63	A(75)		5/16"-24 x .62" Screw & washer assy.		359605-S8(BB590)	6
64	A(57)					6

† Use on units without the bright metal front weatherstrip retainer

‡ Use on units with the bright metal front weatherstrip retainer

FORD CAR PARTS

BODY SECTION 260

1039

GROUP NUMBER	YEAR	BODY TYPE	DESCRIPTION	PART NUMBER	QTY.	
26404-5 CONTROL and LINK ASSY. - REAR DOOR LOCK REMOTE - Also refer to Group 22404-5						
	60/62	X(58A, 71)	R. H.	C2OZ 5426404-B	1	
	63	X(54, 71)			1	
	63	X(54B, 62B, 62C, 63, 76)	Front door		1	
	62/64	B(54, 71)			1	
	64	X(54, 71)			1	
			L. H.	C2OZ 5426405-B	1	
	60/62	X(58A, 71)	No. 12-24 x 1/2" Cross recess pan head screw & washer assv.	50811-S8(U150A)	6	
	63	X(54, 62B, 62C, 63, 71, 76)			6 or 12	
	62/	B(54, 71), X(54, 71)			AR	
	62/	B	5/16"-24 x 5/8" Hex. head screw	359605-S8(BB590)	AR	
26410 BUTTON and PIN KIT - REAR DOOR OUTSIDE HANDLE						
	60	A(54A, 58A, 58E, 58F, 71, 75A)		C0AB 5826410-A	2	
		Consists of 1-Button & pin assy. 1-Retainer 1-Spring 1-Seal 2-Screw & washer assy.				
GROUP NUMBER	YEAR	BODY TYPE	DESCRIPTION	PART NUMBER		QTY.
				RIGHT HAND	LEFT HAND	
26412-3 LATCH ASSY. - REAR DOOR						
		- A -				
	60	A(54A, 58A, 58E, 58F, 71, 75A)		B9LB 5726412-A	B9LB 5726413-A	1
	61	A(54A, 58, 71, 75A)		CIAB 5426412-B	CIAB 5426413-B	1
	60/61	A(54A, 57A, 58, 71, 75A)	No. 12-24 x .44" Cross recess flat head screw & washer assy.	353908-S7(BB113)	353908-S7(BB113)	6
	62	A(54, 71, 75A)		C2AZ 5426412-B	C2AZ 5426413-B	1
	63/64	A(54, 57, 71)	Includes attaching parts	C3AZ 5426412-C	C3AZ 5426413-C	1
		- B -				
	62/	B(54, 71)	Includes attaching parts	C3OZ 5426412-C	C3OZ 5426413-C	1
		- X -				
	60/62	X(58A, 71)	NOTE 4	CIDZ 5826412-E	CIDZ 5826413-E	1
	63	X(54, 71)				1
	63/	X(54, 71)	Includes attaching parts	C4DZ 5426412-B	C4DZ 5426413-B	1
	63/	A(54, 71, 75), B(54, 71)	No. 12-24 x .44" Cross recess flat head screw & washer assy.	356782-S7(BB114)	356782-S7(BB114)	6
	60/62	A(54A, 58A, 58E, 71, 75A), X(58A, 71), B(54)	No. 12-24 x .44" Cross recess flat head screw & washer assy.	353908-S7(BB113)	353908-S7(BB113)	6
GROUP NUMBER	YEAR	BODY TYPE	DESCRIPTION	PART NUMBER	QTY.	
26420 -1 LINK - REAR DOOR LOCK						
		- A -				
	60	A(54A, 58A, 58E, 58F, 71, 75A)	Use with C0AB 5826484-5-B	★C0AB 5826420-B		2
	60	A(54A, 58, 71, 75A)	Clip	358393-S2(GG51)		4
	62	A(54, 71, 75A)	R. H.	★C2AZ 5426420-A		1
			L. H.	★C2AZ 5426421-A		1
			Clip	358393-S2(GG51)		4
			.148" I. D. x .39" long Nut (sleeve)-Nylon	377647-S(MM216J)		4
	63/64	A(54, 57, 71)	R. H. -Includes attaching parts	C3AZ 5426420-C		1
			L. H.	C3AZ 5426421-C		1
			Retainer	C3AZ 6221952-A		4
		- B -				
	62	B(54)		C2OB 5426420-A		2
	63	B(54, 71)				2
	64	B(54, 71) "Before 3/1/64"		C2OZ 5426420-A		2
	62/64	B(54, 71) "Before 3/1/64"	.148" I. D. x .39" long Nut (sleeve)-Nylon	377647-S(MM216J)		4
	64/	B(54, 71) "From 3/1/64"	Includes attaching parts	C2OZ 5426420-B		2
	64/	B(54, 71) "From 3/1/64"	Retainer	C3AZ 6221952-A		4
	62/	B(54, 71)	Clip	375752-S2(GG224)		2
	62	B(54, 71)	No. 10-16 x 1/2" Cross recess pan head screw	★52847-S8		2
	63/	B(54, 71)	No. 8-15 x 1/2" Cross recess pan head screw	52726-S13(U381)		2

NOTE 4 - Used from 3/18/60 with C0DB 6422454-B button assy. with straight pin

**BODY
SECTION 260**
FORD CAR PARTS

GROUP NUMBER	YEAR	BODY TYPE	DESCRIPTION	PART NUMBER	QTY.
26420-1 LINK - REAR DOOR LOCK - continued					
- X -					
	60/62	X(58A, 71)		C0DB 5826420-A	2
	63	X(54, 71)			2
	60/62	X(58A, 71)	Clip	373251-S2 (GG192)	2
	60	X(54, 71)	Clip	375752-S2 (GG224)	2
	60/62	X(58A, 71)	No. 8 x 1/2" Cross recess pan head screw	52726-S13 (U381)	2
	63	X(54, 71)			2
	64/	X(54, 71)	R. H. -Includes attaching parts	C4DZ 5426420-B	1
			L. H.	C4DZ 5426421-B	1
			Retainer	C3AZ 6221952-A	4
	64/	X	7/32" Sleeve nut	377647-S(MM216J)	AR
26442 LINK - REAR DOOR LOCK REMOTE CONTROL					
- A -					
	63/64	A(54, 57, 71)	R. H. -Includes attaching parts	C3AZ 5426442-D	1
			L. H.	C3AZ 5426443-D	1
			Retainer	C3AZ 6221952-A	4
- B -					
	62	B(54)		C2OB 5426442-A	2
	63	B(54, 71)			2
	64/	B(54, 71)	Includes attaching parts	C2OZ 5426442-B	2
			Retainer	C3AZ 6221952-A	4
- X -					
	60/62	X(58A, 71)		C0DB 5826442-A	2
	63	X(54, 71)			2
	64/	X(54, 71)	Includes attaching parts	C4DZ 5426442-B	2
			Retainer	C3AZ 6221952-A	4
	62/63	A(54, 57, 71, 75A), B(54, 71)	.148" I.D. x .39" long Nut (sleeve)-Nylon	377647-S(MM216J)	4
26448-9 BELLCRANK - REAR DOOR LOCK					
- A -					
	62/63	A(54, 71, 75)		C3AZ 5426448-A	2
	64	A(54, 57, 71)			2
	63/64	A(54, 57, 71, 75)	1/4"-20 x .47" Hex. shoulder bolt	*376781-S8	2
			.45" I.D. x .75" O.D. spring washer	356383-S7(XX362)	2
			1/4" I.D. x 19/64" O.D. Flat washer	377803-S7-8(XX91A)	2
- B -					
	63/	B(54, 71)	R. H. -Includes attaching parts	C3OZ 5426448-A	1
	62	B(54)	L. H.	C3OZ 5426449-A	1
			5/16"-18 x 1/2" Hex. washer head screw	376976-S7-8(BB574M)	2
- X -					
	60/62	X(58A, 71) -"Before 11/16/61"	R. H. - NOTE 1 - Repl. by C2DZ 5826460-A(7-65)	*C0DB 5826448-A	1
			L. H. -Replaced by C2DZ 5826461-A (7-65)	*C0DB 5826449-A	1
			5/16" Special spring washer	356600-S(XX361)	2
			1/4"-20 x .44" Hex. head shoulder bolt	351716-S8 (BB439)	2
			1/4" Cup washer	*354681-S8	2
26452 LEVER - REAR DOOR LOCK ACTUATING ROD					
	62	B(54)		C2OB 5426452-A	2
	63	B(54, 71)			2
	64	B(54, 71)		C4OZ 5426452-A	2
	62/64	B(54, 71)	3/16" x .72" Clevis pin	73878-S8(N2A)	2
			Clip	353610-S8(NN126)	2
			No. 10 Washer (flat)-rubber	*376968-S	2
26460-1 ROD - REAR DOOR LOCK PUSH BUTTON					
- A -					
	62/64	A(54, 57, 71)	Includes attaching parts	C2AZ 5426460-C	2
	64	A(54, 57, 71), B(54, 71)	Retainer	C3AZ 6221952-A	2
- B -					
	62	B(54)	R. H.	C2OZ 5426460-A	1
	63	B(54, 71)			1
			L. H.	C2OZ 5426461-A	1
			.148" I.D. x .39" long Nut (sleeve)-Nylon	377647-S(MM216J)	2
	64/	B(54, 71)	R. H. -Includes attaching parts	C2OZ 5426460-C	1
			L. H.	C2OZ 5426461-C	1

NOTE 1 - Refer to Group 26460-1 for units built from 11/16/61

FORD CAR PARTS

BODY SECTION 260

1041

GROUP NUMBER	YEAR	BODY TYPE	DESCRIPTION	PART NUMBER	QTY.
26460-1 ROD - REAR DOOR LOCK PUSH BUTTON - continued					
- X -					
	60/62	X(58A, 71)	R. H. -Includes bellcrank	C4DZ 5426460-A	1
	63	X(54, 71)	L. H.	C2DZ 5826461-A	1
	64/	X(54, 71)	R. H. -Includes bellcrank	C4DZ 5426460-A	1
			L. H.	C4DZ 5426461-A	1
	62/	X(54, 58A, 71)	1/4"-20 x .44" Hex. head shoulder bolt	351716-S8(BB439)	2
			9/32" Cup washer	★354681-S8	2
			5/16" Spring washer	356600-S(XX36)	2
26484-5 BRACKET ASSY. - REAR DOOR LOCK CONTROL REAR BELLCRANK PIVOT					
	61	A(54A, 58, 71, 75A)	R. H.	C2AZ 5426484-A	1
	62	A(54, 71, 75A)	L. H.	★C2AZ 5426485-A	1
	60/62	A(54, 58, 71, 75A)	No. 12-24 x .44" Cross recess flat head screw and washer assy.	353908-S7(BB113)	6
26490-1 LINK - REAR DOOR LOCK REMOTE CONTROL - REAR					
	61/62	A(54, 58, 71, 75)	.148" I.D. x .39" long Nut (sleeve)-Nylon	377647-S(MM216J)	4
	62/64	B(54, 71) "Before 3/1/64"			4
	62	B(54)		C2OZ 5426490-B	2
	63	B(54, 71)			2
	64	B(54, 71)	R. H. -Includes attaching parts	C4OZ 5426490-B	1
			L. H.	C4OZ 5426491-B	1
			Retainer	C3AZ 6221952-A	2
			Retainer	C3AZ 6221954-A	2
26498 LINK - REAR DOOR LOCK REMOTE CONTROL - REAR					
	62	A(54, 71, 75A)		★C2AZ 5426498-A	2
			.148" I.D. x .39" long Nut (sleeve)-Nylon	377647-S(MM216J)	4
265A04 STRIKER ASSY. - REAR DOOR LOCK - Also refer to Group 22008-9					
	64/	X(54, 71)		C4DZ 54265A04-A	2
	64/	X(54, 71)	5/16"-24 x .92" Flat head locking screw	371402-S13(BB101A)	4
265A06 SHIM - REAR DOOR LOCK STRIKER PLATE					
	64/	X(54, 71)		C4DZ 54265A06-A	AR
26602 BUTTON ASSY. - REAR DOOR OUTSIDE HANDLE - Also Refer to Groups 22454-5, 266A12-3					
- A -					
	62	A(54, 71, 75A)	Includes attaching parts	C2AZ 5426602-A	2
	63	A(54, 71, 75) "From 10/15/62 to 2/12/63"	Includes attaching parts-pin 2.32" long	C3AZ 5426602-B	2
	63	A(54, 71, 75)"From 2/12/63"	Includes attaching parts-pin curved	C3AZ 5426602-C	2
	63	A(54, 71, 75)"Before 10/15/62"	Includes attaching parts -pin 2.13" long	C3AZ 5426602-A	2
	64	A(54, 57, 71)			2
- B -					
	62	B(54)		C2OZ 5426602-A	2
	63/64	B(54, 71)			2
- X -					
	60	X(58A, 71A) "Before 6/1/60"	Includes seal	C0DB 5826602-A	2
	60	X(58A, 71A)	"From 6/1/60" refer to Group 22454-5		
	64/	X(54, 71)	R. H. or L. H. -Kit-Consists of 1-Button & Pin Assy. 1-Seal 1-Retainer 1-Screw 1-Spring	C4DZ 5426602-A	2
26604-5 HANDLE - REAR DOOR OUTSIDE					
	60	A(54A, 58A, E, F, 71, 75A)	R. H.	C0AB 5826604-A	1
			L. H.	C0AB 5826605-A	1
			No. 10-32 x 3/8" Binding head screw & washer assy.	42802-S8(U33)	2
			No. 10-32 x 3/4" Pan head screw & washer assy.		2
	61	A(54A, 58, 71, 75A)	R. H. -Includes attaching parts	C1AB 5426604-B	1
			L. H.	C1AB 5426605-B	1
	62/	A	Refer to Group 22404-5		
	62	B(54)	R. H. -Includes attaching parts	C3OZ 5426604-A	1
	63	B(54, 71)	L. H.	C3OZ 5426605-A	1
			No. 12-24 x 1 3/4" Pan head screw & washer assy.	376753-S7-8(BB630G)	2
	64/	B(54, 71)	Refer to Group 22404-5		

**BODY
SECTION 260**
FORD CAR PARTS

GROUP NUMBER	YEAR	BODY TYPE	DESCRIPTION	PART NUMBER	QTY.
266A12-3 BUTTON & HOUSING ASSY. - REAR DOOR OUTSIDE - Also refer to Groups 22454-5, 26602					
	61	A(54A, 58, 71, 75A)	R. H.	C1AB 54266A12-A	1
			L. H.	C1AB 54266A13-A	1
			No. 8-15 x 3/8" Cross recess pan head screw	52720-S8(U380)	4
			No. 8 Lockwasher (external tooth)	34938-S8(X85)	4
26638-9 PAD - REAR DOOR OUTSIDE HANDLE - SMALL - Also refer to Group 22448-9					
	62	B(54)		C2OZ 5426638-A	1
	63	B(54, 71)		C2OZ 5426639-A	1
26640-1 PAD - REAR DOOR OUTSIDE HANDLE - LARGE - Also refer to Group 22428-9					
	62	B(54)		C2OZ 5426640-A	1
	63	B(54, 71)		C2OZ 5426641-A	1
26800-1 HINGE ASSY. - REAR DOOR - UPPER					
- A -					
	61	A(54A, 58, 71, 75A)		C1AB 5426800-A	1
	62/63	A(54, 71, 75)			1
	61/63	A(54, 58, 71, 75), B(54, 71)	3/8"-24 x 7/8" Hex. head screw & washer assy.	374591-S2(BB572B)	12
	64	A(54, 57, 71)	Reverse hinge pin	C4AZ 5426800-A	1
- B -					
	62	B(54)		★C2OZ 5426800-A	1
	63	B(54, 71)		R/B C4OZ 5426800-A & 3-373162-S (10-65)	1
	64	B(54, 71)		R/B C4OZ 5426801-A & 3-373162-S (7-65)	1
- X -					
	60/62	X(58A, 71)		C0DB 5826800-A	1
	63	X(54, 71)		C0DB 5826801-A	1
			3/8"-24 x 1.29" Screw & washer assy.	372422-S2(BB593)	10
	64/	X(54, 71)	Reverse hinge pin	C4DZ 5426800-A	1
	64	A, B, X	3/8"-16 x 1 1/8" Hex. head screw & washer assy.	373162-S(BB563A)	AR
26802-3 HINGE and CHECK ASSY. - REAR DOOR - LOWER					
- A -					
	60	A(54A, 58A, 58E, 58F, 71, 75A)		C0AB 5826802-A	1
	61	A(54A, 58, 71, 75A)		C3AZ 5426802-A	1
	62/63	A(54, 71, 75)		C3AZ 5426803-A	1
	60/63	A(54, 58, 71, 75)	3/8"-24 x 1.29" Screw & washer assy.	372422-S2(BB593)	12
	64	A(54, 57, 71)		C4AZ 5426802-A	1
- B -					
	62/63	B(54)	Use for service	C3DZ 6222806-A	1
	64	B(54, 71)	Use for service	C4OZ 6222810-A	1
- X -					
	60/62	X(58A, 71)		C3DZ 5426802-A	1
	63	X(54, 71)		C3DZ 5426803-A	1
			3/8"-24 x 1.29" Screw & washer assy.	372422-S2(BB593)	12
	64/	X(54, 71)		C4DZ 5426802-A	1
	64	A, B, X	3/8"-16 x 1 1/8" Hex. head screw & washer assy.	373162-S2(BB563A)	8
26832 PIN - REAR DOOR HINGE					
	60	A(54A, 58A, 58E, 58F, 71, 75A)	2.88" long-Cut from B9A 5943030-A		4
	61	A(54A, 58, 71, 75A)	Cut from B9A 5943030-A		
26833 SPRING - REAR DOOR CHECK - ON LOWER HINGE - Also refer to Group 21232					
	60/62	A(54A, 57, 58, 71, 75A)		B7A 7326833-A	2
	60	X(58A, 71A)			2

FORD CAR PARTS

**BODY
SECTION 260**

1043

GROUP NUMBER	YEAR	BODY TYPE	DESCRIPTION	PART NUMBER		QTY.
				RIGHT HAND	LEFT HAND	
26870	GLASS ASSY. - REAR DOOR STATIONARY					
NAGS NUMBER						
- B -						
	62/64	B(54)	2394T	C2OB 5426870-A	C2OB 5426870-B	2
	63/64	B(71)	2429T	C3OZ 7126870-A	C3OZ 7126870-B	2
- X -						
	60/62	X(58A)	2313T	C0DB 5826870-E		2
	61/62	X(58A)	2313T		C0DB 5826870-F	2
	63/64	X(54)	2433T	C3DZ 5426870-A	C3DZ 5426870-B	2
GROUP NUMBER	YEAR	BODY TYPE	DESCRIPTION	PART NUMBER		QTY.
26894	WEATHERSTRIP - REAR DOOR STATIONARY WINDOW - Also refer to Group 262A11					
	63/64	B(71)		C3OZ 7126894-A		2
	63/64	X(54)		C3DZ 5426894-A		2
26900-1	BAR ASSY. - REAR DOOR WINDOW DIVISION - Also refer to Group 262A02-3					
- B -						
	62/64	B(54)	R. H.	C2OZ 5426900-A		1
			L. H.	C2OZ 5426901-A		1
			No. 8-32 x 1/4" Cross recess truss head tapping shoulder screw	*376203-S8		4
	63/64	B(71)	R. H.	C3OZ 7126900-A		1
			L. H.	C3OZ 7126901-A		1
- X -						
	60/62	X(58A)	R. H. -Stationary window	*C0DZ 5826900-A		1
			L. H.	C0DZ 5826901-A		1
			No. 8-32 x 1/4" Cross recess pan head screw	51851-S8(U360M)		4
	63/64	X(54)	R. H.	C3DZ 5426900-A		1
			L. H.	C3DZ 5426901-A		1
			No. 8-32 x 1/4" Cross recess pan screw	51851-S8(U360M)		4
	60/64	X(71)	R. H. -Stationary window	C2DZ 7126900-A		1
			L. H.	C2DZ 7126901-A		1
			No. 8 x 1/4" Fillister head screw	*37611-S7		8
GROUP NUMBER	YEAR	BODY TYPE	DESCRIPTION	PART NUMBER		QTY.
27000-1	REGULATOR ASSY. - REAR DOOR WINDOW - MANUAL					
- A -						
	60/61	A(54A, 53A, 53E, 53F, 71)		C0AZ 5827000-D	C0AZ 5827001-D	1
	62	A(54, 71)				1
	60/62	A(75A)		C0AZ 7527000-B	C0AZ 7527001-B	1
	63/64	A(54, 71)		C3AZ 5427000-B	C3AZ 5427001-B	1
	63	A(75)		C3AZ 7527000-B		1
	64	A(57)				1
- B -						
	62	B(54)		C2OZ 5427000-A	C2OZ 5427001-A	1
	63/64	B(54, 71)				1
	62/	B	5/16"-24 x 5/8" Hex.	359605-S8(BB590)	359605-S8(BB590)	8
- X -						
	60/62	X(58A, 71)		C0DZ 5827000-A	C0DZ 5827001-A	1
	63/	X(54, 71)				1
	60/64	A(54, 58A, 58E, 58F, 71, 75), E(54, 71), X(54, 58A, 71)	5/16"-24 x .62" Screw & washer assy.	359605-S8(BB590)	359605-S8(BB590)	8
27002-3	KIT - REAR POWER-WINDOW REGULATOR, DRIVE and COUPLING					
	61	A(54A, 58A, 58E, 71)	Service details	*C1AZ 5427002-A		1
		Consists of 1-C2AZ 5427008-A-Regulator 1-C1AZ 5723395-A-Drive 1-C1VB 5723440-A-Coupling				
	61	A(54A, 58A, 58E, 71)	Service details	*C1AZ 5427003-A		1
		Consists of 1-C2AZ 5427009-A Regulator 1-C1AZ 5723394-A-Drive 1-C1VB 5723440-A-Coupling				

GROUP NUMBER	YEAR	BODY TYPE	DESCRIPTION	PART NUMBER		QTY.
				RIGHT HAND	LEFT HAND	
27002-3 KIT - REAR POWER-WINDOW REGULATOR, DRIVE and COUPLING - continued						
61		A(75A)		*C1AZ 7527002-A		1
		Consists of 1-C2AZ 7527008-A-Regulator 1-C1AZ 5723395-A-Drive 1-C1VB 5723440-A-Coupling				
61		A(75A)			*C1AZ 7527003-A	1
		Consists of 1-C2AZ 7527009-A-Regulator 1-C1AZ 5723394-A-Drive 1-C1VB 5723440-A-Coupling				
27008-9 REGULATOR ASSY. - REAR DOOR POWER - LIFT WINDOW - LESS MOTOR, DRIVE, COUPLING and SPRING						
61		A(54A, 58A, 58E, 71)		C2AZ 5427008-A	C2AZ 5427009-A	1
62		A(54, 71)				1
63		A(54, 71)		C3AZ 5427008-B	C3AZ 5427009-B	1
63		A(75) "Before 2/11/63"		C3AZ 7527008-A	C3AZ 7527009-A	1
63		A(75) "From 2/11/63"		C3AZ 7527008-B	C3AZ 7527009-B	1
64		A(54, 71)		C4AZ 5427008-A	C4AZ 5427009-A	1
64		A(57)		C4AZ 5727008-A	C4AZ 5727009-A	1
60/64		A(54, 57, 58, 71, 75)	5/16"-24 x .62" Screw & washer assy.	359605-S8(BB590)	359605-S8(BB590)	8
27224-5 BUMPER ASSY. - REAR DOOR AT BELT						
61		A(54A, 58, 71, 75A)		C1AB 5427224-B	C1AB 5427225-B	1
62/63		A(54, 71, 75)				1
64		A(54, 57, 71)		C4AZ 5427224-A	C4AZ 5427225-A	1
60/64		A(54, 57, 58, 71, 75)	No. 8 x 1/2" Cross recess pan head screw	52726-S13(U381)	52726-S13(U381)	2
62		B(54)		C2OZ 5427224-A	C2OZ 5427225-A	1
63/64		B(54, 71)				1
			No. 6 x 1/2" Binding head sheet metal screw	32921-S7-8(U334)	32921-S7-8(U334)	2
27264 RUN ASSY. - REAR DOOR GLASS - REAR						
60/62		A(71)	Cut to 18.42" from C0AB 5825766-B			2
27458 SHIELD - REAR DOOR TRIM WATER						
60/		A, S	Refer to Group 20318			
62/		B(54, 71)				
60/		X(54, 58A, 71)				
27538-9 SUPPORT - REAR DOOR ARM REST						
63		A(54, 71, 75)		C3AZ 5427538-A	C3AZ 5427539-A	1
64		A(54, 57, 71)		C4AZ 5727538-A	C4AZ 5727539-A	1
63/64		A(54, 57, 71, 75)	1/4"-20 x 1/2" Hex. hd. bolt	20308-S7(B40)	20308-S7(B40)	4
			1/4" Lockwasher	34805-S8(X62)	34805-S8(X62)	4
27588 - 9 RETAINER - REAR DOOR TRIM PANEL - UPPER						
64		A(57C)		C4AZ 5727588-A	C4AZ 5727589-A	1
62/		B(54, 71)	Chrome-Paint as desired	C3OZ 5427588-B	C3OZ 5427588-B	2
63		X(54B, 71B, C.D)	Chrome-Paint as desired	C3DZ 5427588-A	C3DZ 5427589-A	1
64/		X(54, 71)	Chrome-Paint as desired	C4DZ 5427588-A	C4DZ 5427589-A	1
60/		X(54B, 58A, 71), B(54, 71)	No. 8 x 3/8" Cross recess pan head screw	52720-S8(U380)	52720-S8(U380)	8
27590-1 RETAINER - REAR DOOR TRIM PANEL - LOWER						
64		A(57C)		C4AZ 5727590-A	C4AZ 5727591-A	1
62/		B(54, 71)	Chrome-Cut to fit and paint as desired	C2OB 5427590-B	C2OB 5427590-B	2
60/62		X(58A, 71)	Chrome-Paint as desired	C0DB 5827590-C	C0DB 5827590-C	2
63		X(54, 71)				2
64/		X(54, 71)	Chrome-Paint as desired	C4DZ 5427590-A	C4DZ 5427590-A	2
60/		X(54, 58A, 71), B(54, 71)	No. 8 x 3/8" Cross recess pan head screw	52720-S8(U380)	52720-S8(U380)	6
27738-9 SEAL - QUARTER PANEL TO PACKAGE TRAY PANEL						
61/63		S(76)		C2SZ 7627738-B	C2SZ 7627739-B	1
64/			Serviced in basic 42720-1			

FORD CAR PARTS

BODY SECTION 270

1045

GROUP NUMBER	YEAR	BODY TYPE	DESCRIPTION	PART NUMBER		QTY.
				RIGHT HAND	LEFT HAND	
27800-1 BRACE - QUARTER PANEL TO WHEELHOUSE						
63		A(54, 62, 65, 75)		C3AZ 6227800-A	C3AZ 6227801-A	1
63		A(63, 76)		C3AZ 7627800-A	C3AZ 7627801-A	1
64		A(54, 57, 62, 63)		C4AZ 6227800-A	C4AZ 6227801-A	1
64		A(76)		C4AZ 7627800-A	C4AZ 7627801-A	1
278A02-3 CAP - QUARTER BELT BREAKOVER - FRONT						
64/		S		C4SZ 63278A02-A	C4SZ 63278A03-A	1
278B06-7 GUSSET - QUARTER WHEELHOUSE INNER PANEL TO DRAIN TROUGH						
63/		X(76)		C3DZ 76278B06-A	C3DZ 76278B07-A	1
278A08-9 PANEL - QUARTER PANEL INSIDE - FRONT						
60/		X(66)		C0DB 66278A08-A	C0DB 66278A09-A	1
278A10-1 PANEL - QUARTER PANEL INSIDE - REAR						
60/		X(66)		C0DZ 66278A10-A	C0DZ 66278A11-A	1
278B12 GUSSET - QUARTER PANEL TO BODY REAR SIDE UPPER PANEL						
60/		X(66)		C0DB 66278B12-A	C0DB 66278B12-A	2
278A36-9 PILLAR - QUARTER WHEELHOUSE TO ROOF - INNER and OUTER						
63/		B(71)	Inner	C3OZ 71278A36-A	C3OZ 71278A37-A	1
63/		B(71)	Outer	C3OZ 71278A38-A	C3OZ 71278A39-A	1
60/		X(59, 71, 78)	Inner	C0DB 59278A36-A	C0DB 59278A37-A	1
60/		X(59, 71, 78)	Outer	C0DB 59278A38-A	C0DB 59278A39-A	1
27846-7 PANEL - QUARTER - Drill holes as required						
- A -						
60		A(54, 58, 75)		C0AB 5827846-B	C0AB 5827847-B	1
60		A(59)		C0AB 6427846-B	★C0AB 5927847-D	1
60		A(62, 63, 64, 76)		C0AB 6427846-B	C0AB 6427847-B	1
60		A(71)		C0AB 5827846-B	C0AB 7127847-C	1
61		A(54, 58, 75)	Lower	CIAB 5827846-C	CIAB 5827847-C	1
61		A(59)	Lower	CIAB 6427846-C	★CIAB 5927847-C	1
						Not replaced
61		A(62, 63, 64, 65, 76)	Lower	CIAB 6427846-C	CIAB 6427847-C	1
61		A(71)	Lower	CIAB 5827846-C	CIAB 7127847-D	1
62		A(54, 75)		C2AB 5427846-C	C2AB 5427847-C	1
62		A(62)		C2AB 6227846-C	C2AB 6227847-C	1
62		A(65)		C2AB 6527846-B	C2AB 6527847-E	1
62		A(71)		C2AZ 7127846-A	★C2AZ 7127847-A	1
						Not replaced
62		A(76)		C2AB 7627846-B	C2AB 7627847-B	1
63		A(54, 75)		C3AZ 5427846-A	C3AZ 5427847-A	1
63		A(62)		C3AZ 6227846-A	C3AZ 6227847-A	1
63		A(63)		C3AZ 6327846-A	C3AZ 6327847-A	1
63		A(65)		C3AZ 6527846-A	C3AZ 6527847-A	1
63		A(71)	With moulding holes	C3AZ 7127846-A	C3AZ 7127847-A	1
63		A(71)	Less moulding holes	C3AZ 7127846-B	C3AZ 7127847-A	1
63		A(76)		C3AZ 7627846-A	C3AZ 7627847-A	1
						Not replaced
64		A(54, 57)		C4AZ 5427846-A	C4AZ 5427847-A	1
64		A(62)		C4AZ 6227846-A	C4AZ 6227847-A	1
64		A(63)		C4AZ 6327846-A	C4AZ 6327847-A	1
64		A(71)		C4AZ 7127846-A	C4AZ 7127847-A	1
64		A(76)		C4AZ 7627846-A	C4AZ 7627847-A	1
- B -						
62/63		B(54)		C3OZ 5427846-A	C3OZ 5427847-A	1
62/63		B(62)	Trim as required	C3OZ 6227846-A	C3OZ 6227847-A	1
63		B(65)		C3OZ 6527846-A	C3OZ 6527847-A	1
63		B(71)		C3OZ 7127846-A	C3OZ 7127847-B	1
64		B(54)		C4OZ 5427846-A	C4OZ 5427847-A	1
64		B(62)		C4OZ 6227846-A	C4OZ 6227847-A	1
64		B(65)		C4OZ 6527846-A	C4OZ 6527847-A	1
64		B(71)		C4OZ 7127846-A	C4OZ 7127847-A	1

GROUP NUMBER	YEAR	BODY TYPE	DESCRIPTION	PART NUMBER		QTY.	
				RIGHT HAND	LEFT HAND		
27846-7 PANEL - QUARTER - continued - Drill holes as required							
- S -							
60	S(63A)			★	B8S 6327847-A	1	
60	S(76A)			★	B8S 7627847-A	1	
61/63	S		Lower	C1SZ	6327846-B	C1SZ 6327847-B	1
64/	S(63)			C4SZ	6327846-A	C4SZ 6327847-A	1
64/	S(76)			C4SZ	7627846-A	C4SZ 7627847-A	1
- X -							
60/62	X(58A)			C2DB	5827846-A	C2DB 5827847-A	1
60/62	X(64)			C2DB	6427846-A	C2DB 6427847-A	1
60/63	X(59, 78)			C3DZ	5927846-A	C0DB 5927847-A	1
60/63	X(66)			C0DZ	6627846-E	C0DB 6627847-E	1
60/63	X(71)			C3DZ	7127846-A	C1KB 7127847-A	1
62	X(62C)			C2DZ	6227846-A	C2DZ 6227847-A	1
63	X(62)						1
63	X(54)			C3DZ	5427846-A	C3DZ 5427847-A	1
63	X(63)			C3DZ	6327846-A	C3DZ 6327847-A	1
63	X(76)			C3DZ	7627846-A	C3DZ 7627847-A	1
64/	X(54)			C4DZ	5427846-B	C4DZ 5427847-B	1
64/	X(59, 78)			C4DZ	5927846-A	C4DZ 5927847-A	1
64/	X(62)			C4DZ	6227846-B	C4DZ 6227847-B	1
64/	X(63)			C4DZ	6327846-B	C4DZ 6327847-B	1
64/	X(66)			C4DZ	6627846-A	C4DZ 6627847-A	1
64/	X(71)			C4DZ	7127846-A	C4DZ 7127847-A	1
64	X(76)			C4DZ	7627846-B	C4DZ 7627847-A	1
27854-5 PANEL - QUARTER - UPPER							
61	A(63A)			C1AB	6327854-B	C1AB 6327855-B	1
61	A(64)			C1AB	6427854-B	C1AB 6427855-B	1
61	A(62A, 65A)			★C1AB	6527854-B	C1AB 6527855-B	1
61/63	S(63)			C1SB	6327854-A	C1SB 6327855-A	1
61/63	S(76)			C1SB	7627854-A	C1SB 7627855-A	1
27858-9 PANEL - QUARTER PANEL INSIDE TO FLOOR PAN							
60/63	X(66)			★C1DZ	6627858-A	C2DZ 5927859-A	1
60/63	X(59, 66, 71, 78)		Cut as required for fuel filler pipe	Refer to Group 47028		C2DZ 5927859-A	1
64	X(66)			C4DZ	6627858-A	C4DZ 5927859-A	1
64	X(59, 71, 78)			Refer to Group 47028		C4DZ 5927859-A	1
60/64	X(59, 66, 71, 78)		3/4" Plug (button)	352291-S(PP3)		352291-S(PP3)	1or2
27866-7 PANEL - QUARTER OUTSIDE FINISH - Anodized Aluminum							
60	A(54A, 62A, 63A, 71E, F, 75A, 76B)		Includes attaching parts	C0AB	6327866-A	C0AB 6327867-A	1
27870-1 PANEL ASSY. - QUARTER REGULATOR							
- A -							
60	A(59C, E, 62A, 64A, F, G, H)			C3AZ	6227870-B	C3AZ 6227871-B	1
61	A(59C, 62A, 64)						1
62/64	A(62)						1
60/64	A(76)			C0AZ	7627870-A	C0AZ 7627871-A	1
63	A(63)			C3AZ	6327870-B	C3AZ 6327871-B	1
63	A(65)			C3AZ	6527870-A	C3AZ 6527871-A	1
64	A(63)			C4AZ	6327870-A	C4AZ 6327871-A	1
- B -							
62/64	B(62)			C2OZ	6227870-A	C2OZ 6227871-A	1
63/64	B(65)			C3OZ	6527870-A	C3OZ 6527871-A	1
- S -							
61/63	S			C1SZ	6327870-A	C1SZ 6327871-A	1
- X -							
60/62	X(59A, 64)			C3DZ	6227870-A	C3DZ 6227871-A	1
62	X(62C)						1
63/	X(59, 62)						1
63/64	X(63)			C3DZ	6327870-A	C3DZ 6327871-A	1
63/64	X(76)			C3DZ	7627870-C	C3DZ 7627871-C	1

FORD CAR PARTS

BODY SECTION 270

1047

GROUP NUMBER	YEAR	BODY TYPE	DESCRIPTION	PART NUMBER		QTY.
				RIGHT HAND	LEFT HAND	
278870-2 STRAINER ASSY. - QUARTER WINDOW OPENING PANEL - FRONT and REAR						
	61/	X(78)	Front	C1DZ 78278B70-A	C1DZ 78278B70-A	2
			Rear	C1DZ 78278B72-A	C1DZ 78278B72-A	2
			Center-Refer to Group 278B88			
278878-9 RETAINER - QUARTER PANEL TO PACKAGE TRAY WEATHERSTRIP						
	64	S(76)		C4SZ 76278B78-A	C4SZ 76278B79-A	1
278880 SPACER ASSY. - QUARTER WINDOW OPENING PANEL TO PILLAR						
	61/	X(78)		C1DZ 78278B80-A	C1DZ 78278B80-A	2
27882-3 WHEELHOUSE ASSY. - REAR QUARTER						
	60/	A, B, X	Refer to Groups 27886-7, 27894-5 & 27950-1			
	62/	S				
	60	S(63A)	R. H. -Cut 1" hole for drain hose when used	*C0SB 6327882-C	*C0SB 6327883-C	1
27884 SPACER - FRONT QUARTER WINDOW OPENING - INSIDE PANEL						
	61/	X(78)		C1DB 7827884-A	C1DB 7827884-A	6
27886-7 PANEL - QUARTER WHEELHOUSE - INNER						
- A -						
	60/63	A		C0AB 6427886-A	C0AB 6427887-A	1
	64	A		C4AZ 6227886-A	C4AZ 6227887-A	1
- B -						
	62/	B(except 71)		C2OZ 6227886-A	C2OZ 6227887-A	1
	63/	B(71)	Cut off lower rear end for fuel filler pipe clearance			
- S -						
	61/	S		C4SZ 6327886-A	C4SZ 6327887-A	1
- X -						
	60/62	X(58A, 64)		C3DZ 7627886-A	C3DZ 7627887-A	1
	62	X(62C)				1
	63/	X(54, 62, 63, 76)				1
	60/	X(59, 66, 71, 78)	Use w/6.50 x 13 Spare tire	C0DB 5927886-A	C0DB 5927887-A	1
	64/	X(59, 71, 78)	Use w/7.00 x 13 Spare tire	C4DZ 5927886-A	C0DB 5927887-A	1
278888 STRAINER ASSY. - QUARTER WINDOW OPENING PANEL - CENTER						
	51/	X(78)	Front and rear-Refer to Group 278B70-2	C1DZ 78278B88-A	C1DZ 78278B88-A	2
27894-5 PANEL - QUARTER WHEELHOUSE - OUTER						
- A -						
	60/63	A		C4MY 6227894-A	C4MY 6227895-A	1
	64	A		C4AZ 6227894-A	C4AZ 6227895-A	1
- B -						
	62/64	B		C2OZ 6227894-A	C2OZ 6227895-A	1
- S -						
	61/63	S		C1SB 6327894-A	C1SB 6327895-A	1
	64/	S	Drill holes as required	C4SZ 6327894-A	C4SZ 6327895-A	1
- X -						
	60/62	X(58A, 64)		C3DZ 6327894-A	C3DZ 6327895-A	1
	62	X(62C)				1
	63	X(54, 62, 63, 76)				1
	60/63	X(59, 66, 71, 78)		C0DZ 5927894-A	C0DZ 5927895-A	1
	64/	X(54, 62, 63, 76)		C4DZ 6227894-A	C4DZ 6227895-A	1
	64/	X(59, 66, 71, 78)		C4DZ 5927894-A	C4DZ 5927895-A	1
27898-9 COVER - BODY SIDE EXTENSION REAR LAMP ACCESS OPENING						
	60/	X(66)	No. 8 x 3/4" Cross recess oval head screw	C0DB 6627898-A	C0DB 6627899-A	1
279800-1 REINFORCEMENT - QUARTER WHEELHOUSE OUTER PILLAR TO ROOF						
	63/	B(71)		C3OZ 71279B00-A	C3OZ 71279B01-A	1

GROUP NUMBER	YEAR	BODY TYPE	DESCRIPTION	PART NUMBER		QTY.
				RIGHT HAND	LEFT HAND	
279B02-3	PILLAR - QUARTER WHEELHOUSE UPPER TO ROOF - INNER					
	63/	B(71)		C3OZ 71279B02-A	C3OZ 71279B03-A	1
27915-9	ORNAMENT - QUARTER PANEL - LOWER BACK CORNER					
	30	S	Use COSB 6328984-B			2
	60	A(58A, 64A)	Refer to Group 291A52			
27936	HOUSING ASSY. - FUEL TANK FILLER PIPE					
	64/	S			C4SZ 6327936-B	1
279A42-3	TROUGH - QUARTER INSIDE PANEL FRONT DRAIN					
	60/	X(66)		C0DB 65279A42-A	C0DB 65279A43-A	1
			No. 8 x 3/8" Cross recess pan head screw	52720-S8(U380)	52720-S8(U380)	8
27950-1	EXTENSION - QUARTER WHEELHOUSE - FRONT					
	61/62	A		C2AZ 6227950-A	*C2AZ 6227951-A	1
	63	A		C3AZ 6227950-A	C3AZ 6227951-A	1
	61/63	S		C1SB 6327950-A	C1SB 6327951-A	1
			Plug (button)-1 1/4" diameter hole	352284-S(PP4)	352284-S(PP4)	2
	60/63	X		C0DB 6427950-A	C0DB 6427951-A	1
279A62-3	REINFORCEMENT - LUGGAGE COMPARTMENT DOOR OPENING - SIDE					
	61	A(except 59, 71)	NOTE 2	C1AB 62279A62-B	*C1AB 62279A63-B	1
	62	A(except 71)	NOTE 2	C2AB 62279A62-A	*C2AB 62279A63-A	1
	63	A(except 71)		C3AZ 62279A62-A	C3AZ 62279A63-A	1
	64	A(except 71)		C4AZ 62279A62-A	C4AZ 62279A62-A	2
	62/63	B(except 71)		C2OZ 62279A62-A	C2OZ 62279A63-A	1
	64	B(54, 62, 65)		C4OZ 62279A62-A	C4OZ 62279A63-A	1
	61/63	S		C1SB 63279A62-A	C1SB 63279A63-A	1
	64/	S(63)		C4SZ 63279A62-A	C4SZ 63279A63-A	1
	64/	S(76)		C4SZ 76279A62-A	C4SZ 76279A63-A	1
	64/	X(54, 62, 63, 76)		C4DZ 62279A62-A	C4DZ 62279A63-A	1
GROUP NUMBER	YEAR	BODY TYPE	DESCRIPTION	PART NUMBER		QTY.
27964	COVER KIT - QUARTER PANEL WHEEL OPENING					
	64	A	Paint to match		*C4AZ 6227964-A	1
			Consists of			
			1-C4AZ 6227974-A Panel assy. -R. H.	6- 34656-S7 No. 10-32 Hex. nut & washer assy.		
			1-C4AZ 6227975-A Panel assy. -L. H.	1-Instruction sheet		
			6-370034-S8B .184"/.187" dia. x 1" long pin			
	62/63	B	Paint to match		*C2OZ 6227964-A	1
	64	B(except 65B)				1
			Consists of			
			1-C2OZ 6227974-A Panel assy. -R. H.	6-34079-S8 No. 10-32 Hex. nut		
			1-C2OZ 6227975-A Panel assy. -L. H.	6-34939-S8 No. 10 Lockwasher		
			6-370034-S8B .184"/.187" dia. x 1" long pin	1-Instruction sheet		
	64/	S	Paint to match -Repl. by C6SZ 6327964-A(9-66)		*C4SZ 6327964-A	1
			Consists of			
			1-C4SZ 6327974-A Panel assy. -R. H.	8- 34656-S7 No. 10-32 Hex. nut & washer assy.		
			1-C4SZ 6327975-A Panel assy. -L. H.	1-Instruction sheet		
			8-370034-S8B .184"/.187" dia. x 1" long pin			
GROUP NUMBER	YEAR	BODY TYPE	DESCRIPTION	PART NUMBER		QTY.
279A64-5	MOULDING ASSY. - REAR LAMP OPENING - Includes Attaching Parts					
	61	A(except 59, 71)		C1AB 62279A64-D	C1AB 62279A65-D	1
	61	A(59, 71E, F, H)		C1AB 59279A64-C	C1AB 59279A65-C	1
	61	A(71G, J)		C1AZ 71279A64-A	C1AZ 71279A65-A	1
	62/64	A(71A, E)	Refer to Group 28530-1			
279B68	RAIL and REINFORCEMENT ASSY. - QUARTER BELT					
	63/	B(71)	L. H. -Refer to Group 28715	C3OZ 71279B68-A		1

NOTE 2 - Remove Front Dog Leg when installing on 76

FORD CAR PARTS

BODY SECTION 280

1049

GROUP NUMBER	YEAR	BODY TYPE	DESCRIPTION	PART NUMBER		QTY.
				RIGHT HAND	LEFT HAND	
27970-1 REINFORCEMENT - QUARTER PANEL TAIL LAMP OPENING						
- A -						
	63	A		C3AZ 6227970-A	C3AZ 6227970-A	2
- B -						
	62	B		C2OB 6227970-A	C2OB 6227970-A	2
	63	B		C3OZ 6227970-A	C3OZ 6227970-A	2
	64	B(71)				2
	64	B(54, 62, 65)		C4OZ 6227970-A	C4OZ 6227970-A	2
- S -						
	61/63	S		C1SZ 6327970-A	C1SZ 6327971-A	1
- X -						
	60/61	X		C0DB 6427970-A	C0DB 6427970-A	2
	62	X		C2DB 6427970-A	C2DB 6427970-A	2
	63	X		C3DZ 6227970-A	C3DZ 6227970-A	2
	64/	X(54, 62, 63, 76)		C4DZ 6227970-A	C4DZ 6227970-A	2
	64/	X(59, 66, 71, 78)		C4DZ 5927970-A	C4DZ 5927970-A	2
27974-5 PANEL ASSY. - QUARTER PANEL WHEEL OPENING COVER						
	62	A	Stainless steel-Includes attaching parts	*C2AZ 6227974-A Not replaced	C2AZ 6227975-A	1
	63	A	Includes attaching parts	C3AZ 6227974-A	C3AZ 6227975-A	1
	64	A		C4AZ 6227974-A	C4AZ 6227975-A	1
	62/63	B	Includes attaching parts	C2OZ 6227974-A	C2OZ 6227975-A	1
	64	B(except 65B)				1
	60	S		B8S 6327974-A	B8S 6327975-A	1
	61/63	S	Includes seal & attaching parts	C1SZ 6327974-A	C1SZ 6327975-A	1
			.184", 1.87" dia. x 1" Pin	370034-S8B(NN125)	370034-S8B(NN125)	8
			No. 10-32 Hex. nut & washer assy.	*34656-S7	*34656-S7	8
	64/	S	Includes seal & attaching parts	C4SZ 6327974-B	C4SZ 6327975-B	1
27986-7 SEAL - QUARTER PANEL WHEEL OPENING COVER						
	62/63	A		C2AB 6227986-A	C2AB 6227987-A	1
	64	A		C4AZ 6227986-A	C4AZ 6227986-A	2
	60	S		*B8S 6327986-A	*B8S 6327986-A	2
	61/63	S		C1SB 6327986-A	C1SB 6327987-A	1
	64/	S		C4SZ 6327986-A	C4SZ 6327987-A	1
279B98-9 STRAINER - QUARTER PANEL-REAR						
	64	A(71)		C4AZ 71279B98-A	C4AZ 71279B99-A	1
GROUP NUMBER	YEAR	BODY TYPE	DESCRIPTION	PART NUMBER		QTY.
280B06-7 REINFORCEMENT - QUARTER PANEL REAR EXTENSION						
	64/	S(76)	R. H.		C4SZ 76280B06-A	1
			L. H.		C4SZ 76280B07-A	1
28010-1 EXTENSION ASSY. - QUARTER PANEL - REAR						
	62	A(71)	Refer to Group 28072-3			
	63	B(71)	Refer to Group 28072-3			
280A14-5 STRAINER ASSY. - QUARTER PANEL BELT TO QUARTER						
	60/	X(66)	R. H.		C0DB 66280A14-A	1
			L. H.		C0DB 66280A15-A	1
GROUP NUMBER	YEAR	BODY TYPE	DESCRIPTION	PART NUMBER		QTY.
28034-5 FILLER - QUARTER PANEL LOWER - REAR						
	60/62	X(58A, 64)		C0DB 6428034-A	C0DB 6428035-A	1
	62	X(62)				1
	63	X(54, 62, 63, 76)				1
280A50 STRAINER - LOWER QUARTER PANEL FRONT						
	63	A(62, 63, 65, 76)		C3AZ 65280A50-A	C3AZ 65280A50-A	2
	64	A(62, 63, 76)		C4AZ 62280A50-A	C4AZ 62280A50-A	2
	62	B(62)		C2OZ 62280A50-A	C2OZ 62280A50-A	2
	63	B(62, 65)				2

GROUP NUMBER	YEAR	BODY TYPE	DESCRIPTION	PART NUMBER		QTY.
				RIGHT HAND	LEFT HAND	
28058-9 EXTENSION - QUARTER PANEL - LOWER REAR						
- A -						
60		A(except 59, 71)		C0AB 6428058-A	C0AB 6428059-A	1
60		A(59, 71)		C0AB 5928058-A	★C0AB 5928059-A	1
61		A(59, 71)		C1AB 5928058-B	C1AB 5928059-B	1
62		A(except 71)		C2AB 6228058-A	C2AB 6228059-A	1
62		A(71)		C2AB 7128058-A	C2AB 7128059-A	1
63		A(except 71)		C3AZ 6228058-A	C3AZ 6228059-A	1
63		A(71)		C3AZ 7128058-A	C3AZ 7128059-A	1
64		A(71)		C4AZ 7128058-A	C4AZ 7128059-A	1
- B -						
62/63		B(except 71)		C3OZ 6228058-A	C3OZ 6228059-A	1
63/64		B(71)		C3OZ 7128058-A	C3OZ 7128059-A	1
- S -						
60		S		B8S 6328058-A	B8S 6328059-A	1
64/		S		C4SZ 6328058-A	C4SZ 6328059-A	1
- X -						
60/61		X(58A, 64)		C0DB 6428058-A	C0DB 6428059-A	1
60/61		X(59A, 66A, 71A, 78A)		C0DB 5928058-A	C0DB 5928059-A	1
62		X(58A, 62C, 64)		C2DB 6428058-A	C2DB 6428059-A	1
63		X(54, 62, 63, 76)				1
62/63		X(59, 66, 71, 78)		C2DB 5928058-A	C2DB 5928059-A	1
64/		X(54, 62, 63, 76)		C4DZ 6228058-A	C4DZ 6228059-A	1
64/		X(59, 66, 71, 78)		C4DZ 5928058-A	C4DZ 5928059-A	1
28060-1 FILLER - QUARTER PANEL - UPPER FRONT						
60/64		A(76)		C3AZ 7628060-A	C3AZ 7628061-A	1
63		A(65)		C3AZ 6528060-A	C3AZ 6528061-A	1
28072-3 EXTENSION - QUARTER PANEL - UPPER REAR						
62		A(71)		C2AB 7128072-A	C2AB 7128073-A	1
63		B(71)		C3OZ 7128072-B	C3OZ 7128073-B	1
28128-9 REINFORCEMENT ASSY. - QUARTER LOCK PILLAR - LOWER						
63		A(63, 65)		C3AZ 6528128-B	C3AZ 6528129-B	1
64		A(63)		C4AZ 6328128-A	C4AZ 6328129-A	1
63/64		B(65)		C3OZ 6528128-A	C3OZ 6528129-A	1
28160-1 PILLAR ASSY. - REAR QUARTER LOCK						
- A -						
61		A(59, 62A, 63A, 64, 65A, 76B)		C1AZ 6228160-A	C1AZ 6228161-A	1
62		A(62, 65, 76)				1
63		A(54, 71, 75)		C3AZ 7128160-A	C3AZ 7128161-A	1
63		A(62, 63, 65, 76)		C3AZ 6228160-A	C3AZ 6228161-A	1
64		A(54, 71)		C4AZ 7128160-A	C4AZ 7128161-A	1
64		A(57)		C4AZ 5728160-A	C4AZ 5728161-A	1
64		A(62, 63, 76)		C4AZ 6228160-A	C4AZ 6228161-A	1
- B -						
62		B(54)		C3OZ 5428160-A	C3OZ 5428161-A	1
63		B(54, 71)				1
62/64		B(62)		C2OZ 6228160-A	C2OZ 6228161-A	1
63/64		B(65)		C3OZ 6528160-A	C3OZ 6528161-A	1
64		B(54)		C4OZ 5428160-A	C4OZ 5428161-A	1
64		B(71)		C4OZ 7128160-A	C4OZ 7128161-A	1
- S -						
60		S		★B8S 6328160-A	★B8S 6328161-A	1
61/63		S		C1SZ 6328160-A	C1SZ 6328161-A	1
64		S		C4SZ 6328160-A	C4SZ 6328161-A	1
- X -						
60/62		X(58A, 71)		C3DZ 7128160-A	C3DZ 7128161-A	1
63		X(54, 71)				1
60/62		X(59A, 64, 66A, 78A)		C0DZ 6428160-A	C0DZ 6428161-A	1
62		X(62C)				1
63		X(59, 66, 78)				1
63		X(62)	Drill 5/8" hole for scuff plate screw			1
63		X(63, 76)		C3DZ 7628160-B	C3DZ 7628161-B	1

FORD CAR PARTS

BODY SECTION 280

1051

GROUP NUMBER	YEAR	BODY TYPE	DESCRIPTION	PART NUMBER		QTY.
				RIGHT HAND	LEFT HAND	
28160-1 PILLAR ASSY. - REAR QUARTER LOCK - continued						
- X -						
	64	X(54)		C4DZ 5428160-A	C4DZ 5428161-A	1
	64	X(71)		C4DZ 7128160-A	C4DZ 7128161-A	1
	64/	X(59, 62, 66, 78)		C4DZ 6228160-B	C4DZ 6228161-B	1
	64/	X(63, 76)		C4DZ 6328160-B	C4DZ 6328161-B	1
28162 WEATHERSTRIP - QUARTER PANEL AT WHEELHOUSE - LOWER BAFFLE						
	60	A	Cut to 16.94" from B9A 16170-A			2
28178-9 PILLAR - QUARTER LOCK FRONT						
	60	A(54A, 53A, 58E, 58F, 75A)		★C0AB 5828178-A	★C0AB 5328179-A	1
	60	A(59C, 59E, 62A, 63A, 64A, 64F, 64G, 64H, 76B)		★C0AB 6428178-B	★C0AB 6428179-B	1
	61	A(54A, 53, 75A)		CIAB 5428178-A	C1AB 5428179-A	1
	62	A(54, 75A)				1
	60	S		B8S 6328178-A	★B8S 6328179-A	1
28182 SEAL - QUARTER LOCK PILLAR TO WINDOW FRAME						
	63	X(76)	"Before 11/5/62"	C3DZ 7628182-A	C3DZ 7628182-A	2
	63/	X(63, 76)	"From 11/5/62"	C3DZ 7628182-B	C3DZ 7628182-B	2
			No. 8-18 x 3/8" Cross recess pan head screw	52720-S8(U380)	52720-S8(U380)	2
28198-9 BRACE ASSY. - QUARTER PANEL LOCK PILLAR TO FLOOR						
	63	A(63, 76)		C3AZ 7628198-A	C3AZ 7628199-A	1
	64	A(76)		C4AZ 7628198-A	C4AZ 7628199-A	1
28200-1 REINFORCEMENT ASSY. - QUARTER OUTER PANEL - LOCK SIDE						
- A -						
	63	A(62)		C3AZ 6228200-A	C3AZ 6228201-A	1
	63	A(76)		C3AZ 7628200-A	C3AZ 7628201-A	1
	64	A(62)		C4AZ 6228200-A	C4AZ 6228201-A	1
	64	A(76)		C4AZ 7628200-A	C4AZ 7628201-A	1
- S -						
	64	S		C4SZ 6328200-A	C4SZ 6328201-A	1
- X -						
	63	X(76)		C3DZ 7628200-A	C3DZ 7628201-A	1
	63/64	X(63)		C3DZ 6328200-A	C3DZ 6328201-A	1
	60/62	X(64)		C4DZ 6228200-A	C4DZ 6228201-A	1
	62	X(62C)				1
	63	X(62)				1
	60/	X(59, 66, 78)		C4DZ 5928200-A	C4DZ 5928201-A	1
	64/	X(76)		C4DZ 7628200-A	C4DZ 7628201-A	1
28206-7 EXTENSION - QUARTER PANEL UPPER TO REAR CORNER PILLAR LOWER REINFORCEMENT						
	61	A(59, 71)		★CIAB 5928206-A	C1AZ 5928207-A	1
	62/	A(71)				1
28208-9 REINFORCEMENT - QUARTER PANEL LOCK SIDE - UPPER						
	60/63	A(59, 62, 64)	Cut to fit	CIAB 5928208-A	CIAB 5928209-A	1
	64	A(62)		C4AZ 6228208-A	C4AZ 6228209-A	1
	60/	X(59, 78)		C0DB 5928208-A	C0DB 5928209-A	1
28216-7 REINFORCEMENT - QUARTER PANEL LOCK SIDE - LOWER - Also refer to Group 28200-1						
	60/63	A(54A, 53, 71, 75)		C0AB 5928216-A	C0AB 5828217-A	1
	64	A(54, 57, 71)		C4AZ 5428216-A	C4AZ 5428217-A	1
	62/	B(54)		C2OB 5428216-A	C2OB 5428217-A	1
	63	B(71)				1
	62/	B(62)		C2OZ 6228216-A	C2OZ 6228217-A	1
	60/62	X(53A, 71)		C0DB 5828216-A	C0DB 5828217-A	1
	63/	X(54, 71)				1
28238-9 EXTENSION - QUARTER PANEL LOCK SIDE OUTER REINFORCEMENT						
	60/	X(59, 66, 78)		C0DB 5928238-A	C0DB 5928239-A	1
28268-9 BRACE - QUARTER LOCK PILLAR						
	61/63	S		C1SZ 6328268-A	C1SZ 6328269-A	1
	64/	S		C4SZ 6328268-A	C4SZ 6328269-A	1

**BODY
SECTION 280**
FORD CAR PARTS

GROUP NUMBER	YEAR	BODY TYPE	DESCRIPTION	PART NUMBER		QTY.
				RIGHT HAND	LEFT HAND	
28306-7	WEATHERSTRIP ASSY. - QUARTER LOCK PILLAR - UPPER FRONT OR BELT					
60	S		At belt	B8S 6328306-A	B8S 6328307-A	1
			No. 6 x 1/2" Binding head sheet metal screw	32921-S7-8(U334)	32921-S7-8(U334)	4
61/62	S	"Before 4/2/62"	At belt	C1SB 6328308-A	C1SB 6328307-A	1
62/63	S	"From 4/2/62"	At belt	C2SZ 6328306-A	C2SZ 6328307-A	1
			No. 6 x 1/2" Binding head sheet metal screw	32921-S8(U334)	32921-S8(U334)	4
64/	S			C4SZ 6328306-B	C4SZ 6328307-B	1
64/	S		No. 8-18 x 5/8" Flat head tapping screw	52017-S8(U203)	52017-S8(U203)	6
28324-5	PILLAR - QUARTER LOCK UPPER - OUTER					
60		A(62A, 64A, F, G, H)		C0AB 6428324-A	C0AB 6428325-A	1
61		A(62A, 64)				1
62/64		A(62)				1
62/		B(62)		C2OZ 6228324-A	C2OZ 6228325-A	1
60/		X(59, 78)		CODZ 5928324-A	CODZ 5928325-A	1
64/		X(59, 66, 78)				1
60/62		X(64)		CODZ 6428324-A	CODZ 6428325-A	1
62		X(62C)				1
63/		X(62)				1
28360-1	BRACKET - QUARTER LOCK PILLAR TO ROOF RAIL					
60, 62	X(64)			C0DB 6428360-A	C0DB 6428361-A	1
62	X(62C)					1
63/	X(62)					1
28364-5	REINFORCEMENT - QUARTER LOCK PILLAR					
61/63	S			C1SZ 6328364-A	C1SZ 6328365-A	1
28376	FILLER - QUARTER PANEL EXTENSION TO REAR PILLAR					
63	A(71)			C3AZ 7128376-A	C3AZ 7128377-A	1
28438-9	FILLER - QUARTER LOCK PILLAR TO REINFORCEMENT					
61/63	S			C1SB 6328438-B	C1SB 6328439-B	1
28516-7	PANEL - QUARTER PANEL UPPER FRONT					
60	A(59)			*C0AB 5928516-A	*C0AB 5928517-A	1
28530-1	RAIL - QUARTER PANEL EXTENSION OUTSIDE FINISH					
62	A(71A, 71E)		Includes attaching parts	C2AZ 7128530-B	C2AZ 7128531-B	1
64	A(71A, 71E)		Includes attaching parts	C4AZ 7128530-A	C4AZ 7128531-A	1
62	X(71B)		Includes attaching parts	C3DZ 7128530-A	C3DZ 7128531-A	1
63	X(71C, 71D)					1
64	X(71C)		Includes attaching parts	C4DZ 7128530-A	C4DZ 7128531-A	1
GROUP NUMBER	YEAR	BODY TYPE	DESCRIPTION	PART NUMBER		QTY.
28611	LID ASSY. - QUARTER PANEL FUEL TANK FILLER PIPE					
60	A(59C, 59E, 71)				C0AB 5928611-A	1
61/	A(59, 71)		Refer to Group 405A26			
28631	BUMPER - QUARTER OR BACK PANEL FUEL FILLER OPENING LID					
61	A(except 59, 71)				COMB 6428631-A	2
62	A(71)					1
63	A(71)		Use 358713-S(CC16)			1
28698	MOULDING - QUARTER PANEL FUEL TANK FILLER PIPE LID FINISH PANEL -L.H.					
64	A(71B, 71C)		Includes attaching parts		C4AZ 7128698-A	1
GROUP NUMBER	YEAR	BODY TYPE	DESCRIPTION	PART NUMBER		QTY.
28712-3	RAIL - QUARTER OUTSIDE FINISH					
60	A(71G)			C0AB 7128712-A	C0AB 7128713-A	1
			Fastener	B9AB 7150108-E	B9AB 7150108-E	16
			No. 10-32 x 1 1/2" Round head screw	27185-S2(U177A)	27185-S2(U177A)	16
			Retainer cap	358403-S2(GG54)	358403-S2(GG54)	16
			Cap	358404-S(DD1)	358404-S(DD1)	16

FORD CAR PARTS

**BODY
SECTION 290**

1053

GROUP NUMBER	YEAR	BODY TYPE	DESCRIPTION	PART NUMBER		QTY.
				RIGHT HAND	LEFT HAND	
28712-3 RAIL - QUARTER OUTSIDE FINISH - continued						
	61	A(71G, 71J)	Refer to Groups 290A40-1 & 290A68-9			
	62	A(71A, 71E)	Includes attaching parts	C2AZ 7128712-B	C2AZ 7128713-B	1
	63	A(71A, 71E, 71G, 71H)	Includes attaching parts	C3AZ 7128712-A	C3AZ 7128713-A	1
	64	A(71A, 71E)	Includes attaching parts	C4AZ 7128712-A	C4AZ 7128713-A	1
	63	B(71E, 71G)	Includes attaching parts	C3OZ 7128712-A	C3OZ 7128713-A	1
	64	X(71C)	Includes attaching parts	C4DZ 7128712-A	C4DZ 7128713-A	1
28714-5 RAIL - QUARTER BELT - INSIDE						
	61	A(59, 71)		C1AB 5928714-A	C1AB 5928715-A	1
	62/64	A(71)				1
	63/	B(71)		Refer to Group 279B68	C3OZ 7128715-A	1
	60/	X(59, 71, 78)		C0DB 5928714-C	C0DB 5928715-B	1
28716-7 RAIL - QUARTER PANEL BELT - REAR						
	61	A(59, 71)		C1AB 5928716-A	C1AB 5928717-A	1
	62/64	A(71)				1
28788-9 STRAINER ASSY. - QUARTER PANEL BELT TO FLOOR						
	60/62	X(59A, 64, 78A)		C0DB 6428788-B	C0DB 6428789-B	1
	62	X(62C)				1
	63	X(59, 62, 78)				1
	63/64	X(63, 76)		C3DZ 7628783-A	C3DZ 7628788-A	2
GROUP NUMBER	YEAR	BODY TYPE	DESCRIPTION	PART NUMBER		QTY.
28984-6 ORNAMENT - QUARTER PANEL - INCLUDES ATTACHING PARTS						
	60	S	"Before 4/15/60" Front	C0SB 6328984-B		6
	60	S	"Before 4/15/60" Center	C0SB 6328985-B		10
	60	S	"Before 4/15/60" Rear	C0SB 6328984-B		2
	60	S	"From 4/15/60" Front	C0SB 6328984-B		6
			Center-Front & center			4
	60	S	"From 4/15/60" Center-Rear	C0SB 6328985-B		2
			Rear-Front			2
	60	S	"From 4/15/60" Rear-Center & rear	C0SB 6328986-B		4
28994-5 MOULDING - QUARTER WINDOW GARNISH - Paint to Match						
	60	A(62A, 64A, 64F, 64G, 64H)	R. H.	C0AB 6428994-AP		1
	61	A(62A, 64)				1
			L. H.	C0AB 6428995-AP		1
	62/	B(62)	R. H.	C2OZ 6228994-AP		1
			L. H.	C2OZ 6228995-AP		1
			No. 8-15 x 1 1/2" Cross recess oval head screw	52388-S13(U298)		6
	62	X(62C)	R. H.	C2DZ 6228994-A		1
	63/	X(62)				1
			L. H.	C2DZ 6228995-A		1
	60/61	A(62A, 64), X(64)	No. 8 x 1 1/2" Cross recess oval head screw	52388-S13(U298)		4
	62	X(62C, 64)				4
	63/	X(62)				4
GROUP NUMBER	YEAR	BODY TYPE	DESCRIPTION	PART NUMBER		QTY.
29000-1 RAIL - QUARTER PANEL EXTENSION OUTSIDE FINISH - LOWER						
	62	X(71B)	Includes attaching parts	C3DZ 7129000-A	C3DZ 7129001-A	1
	63	X(71C, 71D)				1
29002-3 MOULDING ASSY. - QUARTER WINDOW GARNISH - Drill Holes As Required, Paint To Match						
- A -						
	63	A(54A, 65B)	Quarter belt	C3AZ 5429002-A	C3AZ 5429003-A	1
	63	A(54B, 54E)	Refer to Group 29380-1			
	63	A(62A)	Textured steel Includes ornament	C3AZ 6229002-A	C3AZ 6229003-A	1
	63	A(62B, 62E)		C3AZ 6229002-B	C3AZ 6229003-B	1
	63	A(63B)		C3AZ 6329002-A	C3AZ 6329003-A	1
	63	A(75)	Quarter belt	C3AZ 7529002-A	C3AZ 7529003-A	1
	63	A(76)		C3AZ 7629002-A	C3AZ 7629003-A	1
	64	A(62)		C4AZ 6229002-A	C4AZ 6229003-A	1
			No. 8-15 x 1 1/4" Oval trim head screw	53066-S13(U284)	53066-S13(U284)	4

GROUP NUMBER	YEAR	BODY TYPE	DESCRIPTION	PART NUMBER		QTY.
				RIGHT HAND	LEFT HAND	
29002-3 MOULDING ASSY. - QUARTER WINDOW GARNISH - continued - Drill Holes As Required, Paint To Match						
- B -						
62/		B(62)		C2OZ 6229002-A	C2OZ 6229003-A	1
63/		B(65)		C3OZ 6529002-B	C3OZ 6529003-B	1
62/		B	No. 8-18 x 3/8" Pan head screw	54720-S8(U380)	54720-S8(U380)	4
- X -						
60		X(59)		C0DB 5929002-BP	C0DB 5929003-BP	1
60, 62		X(64)-except "Futura"		C5GY 6229002-A	C5GY 6229003-A	1
63/		X(62)				1
63.		X(63)		C3DZ 6329002-A	C3DZ 6329003-A	1
63/		X(76)		C3DZ 7629002-A	C3DZ 7629003-A	1
61		A(62A, 63A, 64A, 65A)	No. 8 x 3/4" Cross recess oval head screw	52360-S13(U294)	52360-S13(U294)	2to6
62/63		A(65)				6
61		A(59, 62A, 63A, 64, 65A)	No. 8 x 1" Cross recess oval head screw	52376-S13(U296)	52376-S13(U296)	2to8
62/63		A(62, 65)				2
63		A(54, 75)				2
61		A(59, 62A, 63A, 64, 76B)	No. 8 x 1 1/2" Cross recess oval head screw	52398-S13(U298)	52388-S13(U298)	2or4
62/63		A(62, 65). B(62, 65)				2to6
60/63		A(76)	No. 8 x 7/8" Cross recess oval head screw	52368-S23(U295)	52368-S23(U295)	2
62/		B(62, 65)	No. 8-15 x 3/8" Cross recess pan head screw	52720-S8(U380)	52720-S8(U380)	6to8
60/		X(59, 62, 64, 76)	No. 8 x 3/8" Cross recess pan head screw	52720-S8(U380)	52720-S8(U380)	8or12
60/		X(59, 62, 63, 64, 76)	No. 8 x 1 1/2" Cross recess oval head screw	52388-S13(U298)	52388-S13(U298)	2to6
60/		X(53)	No. 8 x 3/4" Cross recess oval head screw	52360-S13(U294)	52360-S13(U294)	4
290A06-7 EXTENSION - QUARTER WINDOW OUTSIDE FRONT - MOULDING						
60/61		A(71E, 71F, 71G)	Rustless steel	CIAB 71290A06-A	CIAB 71290A07-A	1
62, 63		A(71A, 71B, 71C, 71E)				1
64		A(71)				1
			No. 8 x 3/8" Cross recess pan head screw	52720-S8(U380)	52720-S8(U380)	6
290B10-1 PANEL - QUARTER OUTSIDE FINISH - LOWER - INCLUDES ATTACHING PARTS						
61		A(54A, 62A, 63A, 65A, 71E, 71F, 75A, 76B)		CIAB 62290B10-B	CIAB 62290B11-B	1
			No. 8-18 x .38" Cross recess truss head screw	376378-S101(UU97)	376378-S101(UU97)	10
62		A(54A, 62A, 65, 75, 76)		C2AZ 62290B10-A	C2AZ 62290B11-A	1
62		B(62B, 62C)		C2OB 62290B10-A	C2OB 62290B11-A	1
			No. 8-15 x 3/8" Cross recess pan head screw	52720-S8(U380)	52720-S8(U380)	4
62		X(59A, 64A)		C2DZ 64290B10-A	C2DZ 64290B11-A	1
62		X(59A, 71A)		C2DZ 59290B10-A	C2DZ 59290B11-A	1
290B12-3 PANEL ASSY. - QUARTER OUTSIDE FINISH						
- A -						
62		A(54A, 71B, 71C, 75A)	Paint to match	C2AZ 54290B12-A	C2AZ 54290B13-A	1
62		A(62A, 65, 76)	Paint to match	C2AZ 62290B12-A	C2AZ 62290B13-A	1
			No. 8-18 x .38" Cross recess truss head screw	376378-S101(UU97)	376378-S101(UU97)	4or6
- B -						
63		B(54B)	White-Paint to match	C3OZ 54290B12-A	C3OZ 54290B13-A	1
63		B(62B, 65)	White-Paint to match	C3OZ 62290B12-A	C3OZ 62290B13-A	1
63		B(71B)	White-Paint to match	C3OZ 71290B12-A	C3OZ 71290B13-A	1
29014-5 MOULDING - QUARTER WINDOW GARNISH - UPPER FRONT						
- A -						
64		A(62)		C4AZ 6229014-A	C4AZ 6229015-A	1
64		A(62)	No. 8 x 1 1/2" Cross recess oval head screw	52388-S13(U298)	52388-S13(U298)	2

FORD CAR PARTS

**BODY
SECTION 290**

1055

GROUP NUMBER	YEAR	BODY TYPE	DESCRIPTION	PART NUMBER		QTY.
				RIGHT HAND	LEFT HAND	
29014-5 MOULDING - QUARTER WINDOW GARNISH - UPPER FRONT - continued						
- B -						
	62/	B(62)	Paint to match	C2OB 6229014-AP	C2OB 6229015-AP	1
			No. 8-15 x 1 1/2" Cross recess oval head screw	52388-S13(U298)	52388-S13(U298)	2
	63/	B(71)	Paint to match	C3OZ 7129014-B	C3OZ 7129015-B	1
			No. 8-15 x 1" Cross recess oval head screw	52376-S13(U296)	52376-S13(U296)	8
			No. 8-15 x 1/2" Cross recess pan head screw	52726-S13(U381)	52726-S13(U381)	2
- X -						
	62	X(62C)	Paint to match	*C2DZ 6229014-A	C2DZ 6229015-A	1
	63/	X(59, 62)		Not replaced		1
	60/	X(59, 62, 64, 71)	No. 8 x 1 1/2" Cross recess oval head screw	52388-S13(U298)	52388-S13(U298)	2cr4
	60/	X(59, 71)	No. 8 x 3/4" Cross recess oval head screw	52360-S13(U294)	52360-S13(U294)	4
290A14-5 MOULDING ASSY. - REAR QUARTER WINDOW GARNISH - UPPER - Paint to Match						
	61	A(59, 71)		C4AZ 71290A14-A	C4AZ 71290A15-A	1
	62	A(71)				1
	64	A(71)				1
	61/64	A(59, 71)	No. 8 x 1 1/2" Cross recess oval head screw	52388-S13(U293)	52388-S13(U298)	8
290B16 SPACER - QUARTER OUTSIDE CENTER BELT MOULDING						
	60/	X(66)		C0DB 66290B16-A	C0DB 66290B16-A	6
290B22-3 MOULDING - QUARTER WHEELHOUSE TRIM PANEL - Paint to match						
	63/	B(71)		C3OZ 71290B22-A	C3OZ 71290B23-A	1
			No. 8-15 x 5/8" Cross recess oval head screw	53027-S13(U278)	53027-S13(U278)	10
	60/	X(59)		C0DB 59290B22-AP	C0DB 59290B23-AP	1
	64/	X(71)		C4DZ 71290B22-A	C4DZ 71290B23-A	1
	60/	X(71)	No. 8-15 x 1/2" Cross recess oval head screw	52344-S13(U292)	52344-S13(U292)	2
	60/	X(59, 71)	No. 8 x 3/4" Cross recess tapping screw	52360-S13(U294)	52360-S13(U294)	6or10
GROUP NUMBER	YEAR	BODY TYPE	DESCRIPTION	PART NUMBER		QTY.
29024-5 HOOK - QUARTER COAT						
	60	S(63A)			B2A 7029025-A	2
	60/63	A(except 76)				2
	60/63	X(except 66, 76, 78)				2
	62/63	B				2
			No. 8 x 7/8" Cross recess oval head screw		52368-S23(U295)	2
	64/	A(except 76)	Includes attaching parts		C4AZ 6229025-A	2
	64/	B(except 76)				2
	64/	X(except 66, 76, 78)				2
	64/	S(63)	R. H. -Includes attaching parts		C4SZ 6329024-A	1
			L. H.		C4SZ 6329025-A	1
290C26-7 MOULDING - QUARTER OUTSIDE UPPER REAR EXTENSION						
	64	A(62A, B, E)	NOTE 1 R. H. -Includes attaching parts		C4AZ 62290C26-A	1
			L. H.		C4AZ 62290C27-A	1
	64	A(62E)	NOTE 2 R. H. -Includes attaching parts		C4AZ 62290C26-B	1
			L. H.		C4AZ 62290C27-B	1
290B30-1 MOULDING - QUARTER LOWER REAR EXTENSION - LOWER						
	63	A(54A, 62A, 63, 65, 75, 76)	R. H. -Includes attaching parts		C3AZ 62290B30-A	1
			L. H.		C3AZ 62290B31-A	1

NOTE 1 - Used on Body Type A(62E) with Bright Belt Mouldings From 1/2/64

NOTE 2 - Not used on Units with Bright Belt Mouldings From 1/2/64

GROUP NUMBER	YEAR	BODY TYPE	DESCRIPTION	PART NUMBER	QTY.	
290B32 FASTENER ASSY. - BODY OUTSIDE FINISH RAIL						
60		A(71G)	Refer to Group 50108			
61		A(71G, 71J)	Front fender	C1AZ 71290B32-A	12	
			Front door		14	
			Rear door		16	
			Quarter		10	
62		A(71A, 71E)	Front fender		12	
62/63		A(71A, 71E)	Front door		12or 24	
			Rear door		14	
			Quarter		24or 28	
			Tail gate		5or 11	
64		A(71A, 71E)	Front fender	C4AZ 71290B32-A	18	
			Front door		18	
			Rear door		8	
			Quarter		20	
			Tail gate		4	
62		X(71B)	Front fender	C2DZ 71290B32-A	20	
			Front door		12	
			Rear door		14	
			Quarter		20	
			Tail gate		4	
63/64		X(71C, 71D)	Front fender		20	
			Front door		12	
			Rear door		14	
			Quarter		20	
			Tail gate		4	
GROUP NUMBER YEAR BODY TYPE DESCRIPTION PART NUMBER QTY.						
				RIGHT HAND	LEFT HAND	
29034-5 MOULDING - QUARTER PANEL - OUTSIDE - INCLUDES ATTACHING PARTS						
- A -						
64		A(62A, 62B, 62E) NOTE 1	At belt-Includes outside weatherstrip	C4AZ 6229034-A	C4AZ 6229035-A	1
64		A(63)	At belt-Includes outside weatherstrip	C4AZ 6329034-A	C4AZ 6329035-A	1
64		A(76)	At belt-Includes outside weatherstrip	C4AZ 7629034-A	C4AZ 7629035-A	1
- S -						
61/63		S(63)		C1SZ 6329034-C	C1SZ 6329035-C	1
- X -						
60/62		X(66A)	At belt-Paint to match	C0DB 6629034-A	C0DB 6629035-A	1
63		X(66A)				1
60/62		X(66A)	At belt-Chrome	C0DB 6629034-B	C0DB 6629035-B	1
63/64		X(66B)				1
64/		X(66)				1
61/		X(78)	At belt-Rustless steel	C1DZ 7829034-A	C1DZ 7829035-A	1
29038-9 MOULDING - QUARTER - OUTSIDE - INCLUDES ATTACHING PARTS						
- A -						
60		A(54A, 71E, 71F, 75A)		C0AB 5829038-B	C0AB 5829039-B	1
60		A(62A, 63A, 76B)		C0AB 6429038-C	C0AB 6429039-C	1
61		A(58A)		C1AB 5829038-B	C1AB 5829039-B	1
61		A(62A, 63A, 65A, 76B)		C1AB 6229038-A	C1AB 6229039-A	1
61		A(64A)		C1AB 6429038-B	C1AB 6429038-B	2
63		A(54B)		C3AZ 5429038-A	C3AZ 5429039-A	1
63		A(62B)		C3AZ 6229038-A	C3AZ 6229039-A	1
64		A(54A, 57B)		C4AZ 5429038-A	C4AZ 5429038-A	2
64		A(57C)		C4AZ 5729038-A	C4AZ 5729038-A	2
64		A(62A, 63B, 76A)		C4AZ 6229038-A	C4AZ 6229039-A	1
64		A(63C, 76B)		C4AZ 6329038-A	C4AZ 6329039-A	1
64		A(71B, 71C)		C4AZ 5429038-A		1
			Front		C4AZ 7129039-B	1
			Rear		C4AZ 7129039-A	1

NOTE 1 - Used on Body Type A(62E) with Bright Belt Mouldings "From 1/2/64"

FORD CAR PARTS

BODY SECTION 290

1057

GROUP NUMBER	YEAR	BODY TYPE	DESCRIPTION	PART NUMBER		QTY.
				RIGHT HAND	LEFT HAND	
29038-9 MOULDING - QUARTER - OUTSIDE - INCLUDES ATTACHING PARTS - continued						
- B -						
	62	B(54)		C2OZ 5429038-A	C2OZ 5429038-A	2
	62	B(62)		C2OB 6229038-A	C2OB 6229039-A	1
	62	B(62B, 62C)	Lower	C2OZ 6229038-A	C2OZ 6229039-A	1
	63	B(54A)		C3OZ 5429038-A	C3OZ 5429038-A	2
	63	B(62A)		C3OZ 6229038-A	C3OZ 6229038-A	2
	63	B(71D)		C3OZ 7129038-A	C3OZ 7129038-A	2
	64	B(54A)		C4OZ 5429038-A	C4OZ 5429039-A	1
	64	B(54B)	White	C4OZ 5429038-B	C4OZ 5429039-B	1
			Red	C4OZ 5429038-C	C4OZ 5429039-C	1
			Black	C4OZ 5429038-D	C4OZ 5429039-D	1
	64	B(62A)		C4OZ 6229038-A	C4OZ 6229039-A	1
	64	B(62B, 65)	White	C4OZ 6229038-B	C4OZ 6229039-B	1
			Red	C4OZ 6229038-C	C4OZ 6229039-C	1
			Black	C4OZ 6229038-D	C4OZ 6229039-D	1
	64	B(71B)	White	C4OZ 7129038-B		1
			Front		C4OZ 7129077-B	1
			Rear		C4OZ 7129039-B	1
			Red	C4OZ 7129038-C		1
			Front		C4OZ 7129077-C	1
			Rear		C4OZ 7129039-C	1
			Black	C4OZ 7129038-D		1
			Front		C4OZ 7129077-D	1
			Rear		C4OZ 7129039-D	1
	64	B(71D)		C4OZ 7129038-A		1
			Front		C4OZ 7129077-A	1
			Rear		C4OZ 7129039-A	1
- S -						
	62	S	Front-44.64" long	C2SZ 6329038-A	C2SZ 6329038-A	2
			Rear-1.88" long	C2SZ 6329038-B	C2SZ 6329038-B	4
	64/	S		C4SZ 6329038-A		1
			Front		C4SZ 6329077-A	1
			Rear		C4SZ 6329039-A	1
			Fuel filler lid		C4SZ 63405A48-A	1
- X -						
	61	X(59A, 71A)	Lower	C0DB 5929038-A	C0DB 5929039-A	1
	61	X(58A, 64A)	Lower	C0DB 6429038-A	C0DB 6429039-A	1
	62	X(58A)		C2DZ 5829038-A	C2DZ 5829039-A	1
	62	X(59A)		C2DZ 5929038-A	C2DZ 5929039-A	1
	62	X(62C, 64C)		C2DZ 6429038-B	C2DZ 6429038-B	2
	62	X(64A)		C2DZ 6429038-A	C2DZ 6429039-A	1
	62	X(71A)		C2DZ 7129038-A	C2DZ 7129039-A	1
	63	X(54A)		C3DZ 5429038-A	C3DZ 5429038-A	2
	63	X(54B)	White-paint Black or Red as required	C3DZ 5429038-B	C3DZ 5429038-B	2
	63	X(59B)		C3DZ 5929038-A		1
			Front		C3DZ 5929039-B	1
			Rear		C3DZ 5929039-A	1
	63	X(62B, C, 63B, 76A)	White-paint Black or Red as required	C3DZ 6229038-B	C3DZ 6229038-B	2
	63	X(62A)		C3DZ 6229038-A	C3DZ 6229038-A	2
	63	X(63C, 76B)			C3DZ 6329038-A	2
	63	X(71B)		C3DZ 7129038-A		1
			Front		C3DZ 7129039-B	1
			Rear		C3DZ 5929039-A	1
	64	X(54 B)	Lower	C4DZ 5429038-B	C4DZ 5429039-B	1
	64	X(54D)	Lower	C4DZ 5429038-A	C4DZ 5429038-A	2
	64	X(62B, 63, 76)	Lower	C4DZ 6229038-B	C4DZ 6229039-B	1
	64	X(62D)		C4DZ 6229038-A	C4DZ 6229038-A	2
	64	X(71B)		C4DZ 7129038-A		1
			Front		C4DZ 7129077-A	1
			Rear		C4DZ 7129039-A	1
			Fuel filler lid		C4DZ 59405A48-A	1

GROUP NUMBER	YEAR	BODY TYPE	DESCRIPTION	PART NUMBER		QTY.
				RIGHT HAND	LEFT HAND	
29038-9 MOULDING - QUARTER - OUTSIDE - INCLUDES ATTACHING PARTS - continued						
- X -						
	64/	X(66A, 66B)	Front	C4DZ 6629038-A		1
			Rear		C4DZ 6629077-A	1
			Fuel filler lid		C4DZ 7129039-A	1
	64/	X(66H)	Refer to Group 29068-9 & 29076-7		C4DZ 59405A48-A	1
290A40-1 RAIL - QUARTER PANEL OUTSIDE FINISH - UPPER						
	60	A(71G)	Refer to Group 28712-3			
	61	A(71G, 71J)		C1AZ 71290A40-A	C1AZ 71290A41-A	1
			Fastener assy.	C1AZ 71290B32-A	C1AZ 71290B32-A	8
			No. 10-32 x 1 1/4" Panhd. screw & washer assy.	373702-S7(BB647L)	373702-S7(BB647L)	8
			Cap	358404-S(DD1)	358404-S(DD1)	8
	62	X(71B)	Includes attaching parts	C3DZ 71290A40-A	C3DZ 71290A41-A	1
	63	X(71C, 71D)				1
290B40-1 MOULDING - QUARTER WHEELHOUSE TRIM PANEL - Paint to Match						
	63/	B(71)		C3OZ 71290B40-B	C3OZ 71290B41-B	1
			No. 8-15 x 5/8" Cross recess oval head screw	53027-S13(U278)	53027-S13(U278)	6
	60/63	X(71)		★C1KB 71290B40-AP	C1KB 71290B41-AP	1
	60/62	X(71)	No. 8 x 1 1/2" Cross recess oval hd. self tapping screw	52344-S13(U292)	52344-S13(U292)	4
	63	X(71)	No. 8-15 x 3/4" Cross recess oval head screw	52360-S13(U294)	52360-S13(U294)	4
	64/	X(71)	Rear	C4DZ 71290B40-A	C4DZ 71290B41-A	1
290A42-3 MOULDING ASSY. - QUARTER TRIM PANEL						
	64	A(63C)		C4AZ 63290A42-B	C4AZ 63290A42-B	2
	61/63	S		★C1SZ 63290A42-B	C1SZ 63290A43-B	1
290B42-3 GUSSET - QUARTER BELT RAIL TO WHEELHOUSE						
	60/	X(59, 71, 78)		C0DB 59290B42-A	C0DB 59290B43-A	1
290B52-3 MOULDING ASSY. - QUARTER WINDOW OUTSIDE - REAR						
	61	A(59, 71)		C1AZ 71290B52-A	C1AZ 71290B53-A	1
	62/64	A(71)				1
			No. 10 Lockwasher	34903-S8(X95)	34903-S8(X96)	5
			No. 10-24 Hex. nut	34053-S8(M156)	34053-S8(M155)	5
	64	A(62A)		C4AZ 62290B52-A	C4AZ 62290B53-A	1
	63/	B(71B, 71E)		C3OZ 71290B52-B	C3OZ 71290B53-B	1
	63/	B(71D)	Paint to match	C3OZ 71290B52-A	C3OZ 71290B53-A	1
290A54-7 MOULDING - FRONT QUARTER WINDOW GARNISH - UPPER						
	60/62	X(59A)	Rear	★C0DB 59290A56-AP	C0DB 59290A57-AP	1
	62/63	A(62)		C2AZ 62290A56-A	C2AZ 62290A57-A	1
			No. 8 x 1 1/2" Cross recess oval head screw	52388-S13(U298)	52388-S13(U293)	8
	63/	X(59)	Front-Paint to match	C3DZ 59290A54-A	C3DZ 59290A54-A	2
	63/	X(59)	Rear-Paint to match	C3DZ 59290A56-A	C3DZ 59290A57-A	1
	60/	X(59)	No. 8 x 1 1/2" Cross recess oval head screw	52388-S13(U298)	52388-S13(U298)	8
290B56-7 MOULDING - QUARTER OUTSIDE FINISH PANEL						
	61	A(54A, 62A, 63A, 65A, 71E, 71F, 75A, 76B)	Includes attaching parts	C1AB 62290B56-C	C1AB 62290B57-C	1
290A60-1 MOULDING - QUARTER WINDOW OUTSIDE - UPPER						
- A -						
	62	A(62)		C2AZ 62290A60-A	C2AZ 62290A61-A	1
	63	A(62A)				1
	61	A(71E, F, G, J)	Rustless steel	C1AZ 71290A60-D	C1AZ 71290A61-D	1
	62/64	A(71A, B, C, E)				1
	64	A(62A)		C4AZ 62290A60-A	C4AZ 62290A61-A	1
- B -						
	62	B(62B, C)		C2OZ 62290A60-A	C2OZ 62290A61-A	1
	63/	B(62B)				1

FORD CAR PARTS

BODY SECTION 290

1059

GROUP NUMBER	YEAR	BODY TYPE	DESCRIPTION	PART NUMBER		QTY.
				RIGHT HAND	LEFT HAND	
290A60-1 MOULDING - QUARTER WINDOW OUTSIDE - UPPER - continued						
- X -						
	60/62	X(64)	Rustless steel	C0DB 64290A60-A	C0DB 64290A61-A	1
	60/62	X(59A)	Front quarter window-	C0DB 59290A60-A	C0DB 59290A61-A	1
	63	X(59B)	Rustless steel			1
	62	X(62C)	Rustless steel	C2DZ 62290A60-A	C2DZ 62290A61-A	1
	63	X(62A, B, C, D)				1
	64/	X(62B)				1
290B60-1 CAP - QUARTER WHEELHOUSE TRIM PANEL MOULDING						
	64	X(71)		C4DZ 71290B60-A	C4DZ 71290B61-A	1
	64	X(71)	No. 8 x 3/4" Cross recess oval head screw	52360-S13(U294)	52360-S13(U294)	4or6
290A62-3 MOULDING - REAR QUARTER WINDOW OUTSIDE - UPPER						
	63/	B(71B, E)	Rustless steel	C3OZ 71290A62-B	C3OZ 71290A63-B	1
	63/	B(71D)	Paint to match	C3OZ 71290A62-A	C3OZ 71290A63-A	1
	60/	X(59A, 71A)	Paint to match	C1DB 59290A62-A	C1DB 59290A63-A	1
	60, 62	X(59A, 71)	Rustless steel	C0DB 59290A62-B	C0DB 59290A63-B	1
	63	X(59B, 71B, C, D)				1
	64/	X(71B, C)				1
	60/	X(59, 71)	No. 8-18 x 3/8" Truss head screw	376378-S101(UU97)	376378-S101(UU97)	2
290C64 RETAINER ASSY. - QUARTER SPEAR FRONT MOULDING						
	64	A(54, 62)	Attach belt moulding- Group 50402-3	C4GY 62290C64-A	C4GY 62290C64-A	2
290A66-7 MOULDING - QUARTER WINDOW OUTSIDE - FRONT						
- A -						
	60	A(62A, 64)		C0AZ 62290A66-A	C0AZ 62290A67-A	1
	61	A(62A, 64A, F)				1
	62	A(62)				1
	63	A(62A)				1
	64	A(62A)		C4AZ 62290A66-A	C4AZ 62290A67-A	1
	61	A(71E, F, G, J)	Rustless steel	C1AB 71290A66-C	C1AB 71290A67-C	1
	62, 64	A(71A, B, C, E)				1
	61/64	A(59, 71)	No. 8 x 3/8" Cross recess pan head screw	52720-S8(U380)	52720-S8(U380)	6
- B -						
	62/	B(62B)		C2OZ 62290A66-A	C2OZ 62290A67-A	1
	63/64	B(71B, E)	Rustless steel	C3OZ 71290A66-D	C3OZ 71290A67-D	1
	63/	B(71D)	Paint to match	C3OZ 71290A66-C	C3OZ 71290A67-C	1
- X -						
	30/62	X(64)	Rustless steel	C0DB 64290A66-A	C0DB 64290A67-A	1
	60/62	X(59A)	Front quarter window-	C0DB 59290A66-A	C0DB 59290A67-A	1
	63	X(59B)	Rustless steel			1
	62	X(62C)	Rustless steel	C2DZ 62290A66-A	C2DZ 62290A67-A	1
	63	X(62A, B, C)				1
	64/	X(62B, D)				1
29068-9 MOULDING - QUARTER OUTSIDE - UPPER - INCLUDES ATTACHING PARTS						
	63	A(54A, 71B, C, 75)	Front	C3AZ 5429068-A	C3AZ 5429069-A	1
	63	A(62A, 63, 65, 76)		C3AZ 6229068-A	C3AZ 6229069-A	1
	61	X(59A)		C1DB 5829068-A	C1DB 5829069-A	1
	61	X(59A, 66A)		C1DB 5929068-A	C1DB 5929069-A	1
	61	X(64A)		C1DB 6429068-A	C1DB 6429069-A	1
	61	X(71A)		C1DB 7129068-A	C1DB 7129069-A	1
	64/	X(66G, H)		C4DZ 6629068-A	C4DZ 6629069-A	1
290A68-9 RAIL - QUARTER OUTSIDE FINISH - LOWER						
	60	A(71G)	Refer to Group 28712-3			
	61	A(71G, J)	Fastener assy.	C1AZ 71290A68-A	C1AZ 71290A69-A	1
			No. 10-32 x 1 1/4" Pan head screw & washer assy.	C1AZ 71290B32-A	C1AZ 71290B32-A	10
				373702-S7(BB647L)	373702-S7(BB647L)	10
	62	X(71B)	Includes attaching parts	C3DZ 71290A68-A	C3DZ 71290A69-A	1
	63	X(71C, D)	Cap	358404-S(DD1)	358404-S(DD1)	10

GROUP NUMBER	YEAR	BODY TYPE	DESCRIPTION	PART NUMBER		QTY.
				RIGHT HAND	LEFT HAND	
29076-7 MOULDING ASSY. - QUARTER OUTSIDE - LOWER FRONT - INCLUDES ATTACHING PARTS						
- A -						
	63	A(54A, 75)		C3AZ 5429076-A	C3AZ 5429077-A	1
	63	A(71B, C)		C3AZ 5429076-A	C3AZ 7129077-A	1
	63	A(62A, 63, 65, 76)		C3AZ 6229076-A	C3AZ 6229077-A	1
	64	A(54, 57)		C4AZ 5429076-A	C4AZ 5429077-A	1
	64	A(62, 63, 76)		C4AZ 6229076-A	C4AZ 6229077-A	1
	64	A(71B, C)		C4AZ 7129076-A	C4AZ 7129077-A	1
- B -						
	63	B(54B)		C3OZ 5429076-A	C3OZ 5429076-A	2
	63	B(62B, 65)		C3OZ 6229076-A	C3OZ 6229076-A	4
	63	B(71B)		C3OZ 7129076-A	C3OZ 7129076-A	4
	64	B(62A)	Front	C4OZ 6229076-A	C4OZ 6229077-A	1
	64	B(71B)	Front-White		C4OZ 7129077-B	1
			-Red		C4OZ 7129077-C	1
			-Black		C4OZ 7129077-D	1
	64	B(71D)	Front		C4OZ 7129077-A	1
- S -						
	64/	S	Front		C4SZ 6329077-A	1
- X -						
	61	X(53A)		C1DB 5829076-A	C1DB 5829077-A	1
	61	X(53A, 66A)		C1DB 5929076-A	C1DB 5929077-A	1
	61	X(64A)		C1DB 6429076-A	C1DB 6429077-A	1
	61	X(71A)		C1DB 7129076-A	C1DB 7129077-A	1
	64	X(66A, B)	Front	C4DZ 6629038-A	C4DZ 6629077-A	1
	64	X(71B)	Front		C4DZ 7129077-A	1
	64/	X(66G, H)		C4DZ 6629076-A	C4DZ 6629077-B	1
290A76-7 ORNAMENT - QUARTER PANEL - REAR - INCLUDES ATTACHING PARTS UNLESS OTHERWISE INDICATED						
- A -						
	63	A(54A, 62A, 63, 65, 75, 76)		C3AZ 62290A76-A	C3AZ 62290A77-A	1
	63	A(71B, C)		C3AZ 71290A76-A	C3AZ 71290A77-A	1
	64	A(57C, 63C, 76B)		C4AZ 63290A76-A	C4AZ 63290A77-A	1
- B -						
	62	B(54B, 62B, C)		C2OZ 62290A76-A	C2OZ 62290A76-A	6
	64	B(54A, 62A, 71D)		C4OZ 62290A76-A	C4OZ 62290A77-A	1
	64	B(54B, 62B, 65, 71B)		C4OZ 62290A76-B	C4OZ 62290A77-B	1
	64	B(65B)	Upper	C4OZ 65290A76-A	C4OZ 65290A77-A	1
			Lower	C4OZ 65290A76-B	C4OZ 65290A77-B	1
- S -						
	61	S		C1SB 63290A76-C	C1SB 63290A76-C	8
	62	S		C2SZ 63290A76-B	C2SZ 63290A76-B	6
- X -						
	61	X(' Futura')		C1DB 64290A76-A	C1DB 64290A76-A	6
	62	X(71B)		C2DZ 71290A76-A	C2DZ 71290A77-A	3
	63	X(71C, D)				3
	64	X(54B, 62B, C, 63, 66B, H, 76)		C4DZ 62290A76-A	C4DZ 62290A77-A	1
290B76 COVER - QUARTER PANEL NAME PLATE STUD						
	61/63	X	.15" I.D. x .38" O.D. x 3/4" long-cut from C0TB 17543-B			6
29078-9 MOULDING ASSY. - QUARTER PANEL EXTENSION						
	62	A(54, 62, 65, 75, 76)	Rear end-Includes attaching parts	C2AZ 6229078-A	C2AZ 6229079-A	1
	62	A(71A, E)	Refer to Group 28530-1			
	62	A(71B, C, D)	Refer to Group 291B18-9			
	64	A(71B, C)	Includes attaching parts	C4AZ 7129078-A	C4AZ 7129079-A	1
GROUP NUMBER	YEAR	BODY TYPE	DESCRIPTION	PART NUMBER		QTY.
290B78 RETAINER ASSY. - QUARTER OUTSIDE FINISH PANEL MOULDING						
	61	A(54A, 62A, 63A, 65A, 71E, F, 75A, 76B)		C1AB 62290B78-B		4

FORD CAR PARTS

BODY SECTION 290

1061

GROUP NUMBER	YEAR	BODY TYPE	DESCRIPTION	PART NUMBER	QTY.
290B82 RETAINER ASSY. - QUARTER OUTSIDE LOWER MOULDING - REAR					
61		A(54A, 71E, F, 75A)	Rear door	C1AB 62290B82-B	6
61		A(62A, 63A, 65A, 76B)	Quarter		16
61		A(54A, 71E, F, 75A)	Quarter		12
61		A(58A, 64A)	Front fender	C1AB 64290B82-B	2
61		A(58A, 64A)	Front door		8or10
61		A(58A)	Rear door		6
61		A(58A, 64A)	Quarter		12or16
63		A(except 54E, 62E, 71A, E, G, H)	Front door	C3AZ 62290B82-A	2or4
63		A(54A, B, 71B, C, 75)	Rear door		10
63		A(54A, B, 71B, C, 75)	Quarter		10or11
63		A(62A, B, 63, 65, 76)	Quarter		18
290A88-9 MOULDING - QUARTER OUTSIDE BELT - CENTER - INCLUDES ATTACHING PARTS					
60/62		X(66A)	R. H. -Paint to match	C0DB 66290A88-A	1
63		X(66A)			1
			L. H.	C0DB 66290A89-A	1
61/62		X(66A)	R. H. -Chrome	C0DB 66290A88-B	1
63/		X(66B)			1
64/		X(66)			1
			L. H.	C0DB 66290A89-B	1
60/		X(66)	Spacer	C0DB 66290B16-A	6
290B92-3 MOULDING - QUARTER WINDOW OUTSIDE FRONT OUTER - INCLUDES ATTACHING PARTS					
61		A(71E, 71F, 71G, 71J)	R. H. -Rustless steel	C1AB 71290B92-A	1
62/64		A(71A, 71B, 71C, 71E)			1
			L. H.	C1AB 71290B93-A	1
29100 CLIP ASSY. - QUARTER WINDOW OUTSIDE FRONT OUTER MOULDING					
61		A(59, 71)		C1AZ 5929100-A	8
62/63		A(71)			8
62/64		B	Windshield defroster nozzle		2
64		A(71)		C1AZ 5929100-B	8
			Windshield defroster nozzle		2
29108 RETAINER ASSY. - QUARTER OUTSIDE UPPER MOULDING					
60		A		C0AB 6429108-B	8to14
60		A(54A, 58A, 58E, 58F)		C0AB 6429108-E	4
60		A(59C, 59E, 62A, 63A, 64A, 64F, 64G, 64H, 76B)			6
62		A(54, 62, 65, 71, 75, 76)		C2AZ 6229108-A	2
63		A(54A, 62A, 63, 65, 71B, 71C, 75, 76)	Front door	C3AZ 6229108-A	8or10
63		A(54A, 71B, 71C, 75)	Rear door		6
63		A(54A, 62A, 63, 65, 71B, 71C, 75, 76)	Quarter		14or22
63		A(54B, 62B)	Quarter	C2MY 6229108-A	2
63		B(54B, 62B, 65, 71B)	Front fender		2
63		B(54A, 62A, 71D)	Front fender	C3MY 6229108-A	8
63		B(54A, 62A, 71D)	Front door		6or8
63		B(54A, 71D)	Rear door		6
63		B(54A, 62A, 71D)	Quarter		10to16
291A10-1 MOULDING - REAR QUARTER WINDOW OUTSIDE FRONT					
60/62		X(59A)	R. H. -Rustless steel-Includes attaching parts	C0DB 59291A10-B	1
63		X(59B)			1
			L. H.	C0DB 59291A11-B	1
			Retainer (moulding)	C0DZ 59291A12-A	2
60/62		X(71)	R. H. -Rustless steel-Includes attaching parts	C1KB 71291A10-A	1
63		X(71B, 71C, 71D)			1
64		X(71B, 71C)			1
			L. H.	C1KB 71291A11-A	1
60/		X(59A, 71A)	R. H. -Paint to match	C1DB 59291A10-A	1
			L. H.	C1DB 59291A11-A	1
291A12 RETAINER - REAR QUARTER WINDOW OUTSIDE FRONT MOULDING					
60/62		X(59A)	Used with rustless steel moulding	C0DZ 59291A12-A	2
63		X(59B)			2

GROUP NUMBER	YEAR	BODY TYPE	DESCRIPTION	PART NUMBER	QTY.
291B18-9 MOULDING - QUARTER LOWER EXTENSION					
62		A(71B, 71C, 71D)	R. H. -Includes attaching parts L. H.	C2AB 71291B18-A C2AB 71291B19-A	1 1
62		A(71A, 71E)	Refer to Group 28530-1		
62		A(54, 62, 65, 75, 76)	Refer to Group 29078-9		
29120 RETAINER ASSY. - QUARTER MOULDING - OUTSIDE					
- A -					
60		A(54A, 58A, 62A, 63A, 64A, 71E, 71F, 75A, 76B)	Front door	B9A 5829120-B	2
60		A(54A, 58A, 71E, 71F, 75A)	Quarter	C0AB 6429120-A	12
60		A(62A, 63A, 64A, 76B)	Quarter		16
60		A(54A, 58A, 71E, 71F, 75A)	Rear door		6
60		A	No. 10-24 Hex. nut & washer assy.	354397-S100 (MM291)	AR
62		A(except 71A, 71E)	Front door	C2AZ 6229120-A	6or8
62		A(54, 71B, 71C, 71D, 75)	Rear door		6
62		A(except 71A, 71E)	Quarter		12or18
63		A(54A, 54B, 62A, 62B, 63, 65, 71B, 71C, 75, 76)	Front fender	C3AZ 6229120-A	6
63		A(except 54E, 62E, 71A, 71E 71G, 71H)	Quarter		6or8
64		A(54B, 62B)	Front fender	C4AZ 6229120-A	8
			Front door		8
64		A(54A, 57, 71B, 71C)	Rear door		8
64		A(54A, 57, 62A, 63, 71B, 71C, 76)	Quarter		10to18
- B -					
62		B	Front door	C2OZ 6229120-A	6or8
62		B(54)	Rear door		6
62		B	Quarter		12or16
62		B	Front fender		12
63		B(54B, 62B, 65) - "Before 11/1/64"	Quarter	*C3OZ 6229120-A R/B C5OZ 16A746-A	10 10
64		B(54B, 62B, 65, 71B)	Front fender	C4OZ 6229120-A	2
64		B(54A, 71D)	Rear door		6
64		B(62A, 71D)	Quarter		2or4
64		B(54B, 71B)	Rear door	C4OZ 6229120-B	2
64		B(54B, 62B, 65, 71B)	Quarter		10or12
64		B(54B, 62B, 65, 71B)	Quarter	C4OZ 6229120-C	2
- X -					
62		X(58A, 59A, 64, 71A)	Front door	C2DZ 6429120-A	12to16
62		X(58A, 71A)	Rear door		4
62		X(58A, 71A)	Quarter		8or10
63		X(54A, 59B, 62A, 71B)	Front door		8or10
63		X(54A, 71B)	Rear door		6
63		X(54A, 59B, 62A, 71B)	Quarter		10or14
63		X(62C, 63, 76)	Front door	C2AZ 6229120-A	10
63		X(62C, 63, 76)	Quarter		14
29122-3 MOULDING - REAR QUARTER WINDOW GARNISH - LOWER					
61		A(59, 71)	R. H. - Retainer L. H.	C2AZ 71291A90-A C2AZ 71291A91-A	1
			No. 8 x 3/4" Cross recess pan head screw	52742-S8(U385)	10
61/64		A(71)	R. H. -Paint to match	C2AZ 7129122-BP	1
61		A(59)	R. H. - Cut 3/4" from front edge L. H.	C2AZ 7129123-BP	1 1
62/64		A(71)	R. H. -Retainer L. H.	C2AZ 71291A90-A C2AZ 71291A91-A	1 1
60/61		A(59, 71)	No. 8 x 1 1/2" Cross recess oval head screw	52388-S13(U298)	10or12
62/64		A(71)			10
291A22-3 MOULDING - QUARTER PANEL LOWER - REAR					
60		A(54A, 62A, 63A, 71E, 71F, 75A, 76B)	R. H. -Includes attaching parts L. H.	C0AB 62291A22-A C0AB 62291A23-A	1 1

FORD CAR PARTS

BODY SECTION 290

1063

GROUP NUMBER	YEAR	BODY TYPE	DESCRIPTION	PART NUMBER		QTY.
				RIGHT HAND	LEFT HAND	
291A24-5 MOULDING ASSY. - QUARTER PANEL OUTSIDE UPPER REAR END - INCLUDES ATTACHING PARTS						
60		A(59C, 59E, 71)		C0AB 59291A24-A	C0AB 59291A25-A	1
60		A(54A, 58A, 58E, 58F, 62A, 63A, 64A, 64F, 64G, 64H, 75A, 76B)		C0AB 64291A24-B	C0AB 64291A25-B	1
61		A		C1AB 62291A24-D	C1AB 62291A25-D	1
63		A(54A, 62A, 63, 65, 75, 76)		C3AZ 62291A24-A	C3AZ 62291A25-A	1
63		A(71B, 71C)		C3AZ 71291A24-A	C3AZ 71291A25-A	1
62		B	Paint to match	C2OB 62291A24-A	C2OB 62291A25-A	1
63		B		C3OZ 62291A24-A	C3OZ 62291A25-A	1
61/63		S		C1SB 63291A24-B	C1SB 63291A25-B	1

GROUP NUMBER	YEAR	BODY TYPE	DESCRIPTION	PART NUMBER	QTY.
29128 RETAINER - QUARTER OUTSIDE FRONT BELT MOULDING					
61		X(78A)		PB9M 5829128-A	14

291A30-1 MOULDING - REAR QUARTER WINDOW GARNISH - UPPER CORNER					
63/		B(71)	R. H. - Paint to match	C3OZ 71291A30-A	1
			L. H.	C3OZ 71291A31-A	1
60/		X(59, 71)	R. H.	C3DZ 59291A30-B	1
			L. H.	C3DZ 59291A31-B	1
60/		X(59, 71)	No. 8 x 3/4" Cross recess oval head screw	52360-S13 (U294)	2
63/		B(71)			4

291B30-1 NUMERAL - QUARTER PANEL OUTSIDE - INCLUDES ATTACHING PARTS					
62		A(54A, 62A, 65, 75)	"5"	C2AZ 62291B30-A	2
62		A(54A, 62A, 65, 75)	"0"	C2AZ 62291B30-B	4
63/		B	No. 8-15 x 3/4" Oval head screw	53038-S13(U280)	2

291A32-3 MOULDING ASSY. - REAR QUARTER WINDOW OUTSIDE - REAR					
60/62		X(59A, 71, 78A)	R. H. - Includes attaching parts - Rustless steel	C1DZ 59291A32-A	1
63		X(59A, 59B, 71B, 71C, 71D, 78B)			1
64/		X(71B, 71C, 78B)			1
			L. H.	C1DZ 59291A33-A	1
60/		X(59A, 71A)	R. H. - Includes attaching parts - Paint to match	C0DZ 59291A32-A	1
63/		X(78)			1
			L. H.	C0DZ 59291A33-A	1

GROUP NUMBER	YEAR	BODY TYPE	DESCRIPTION	PART NUMBER		QTY.
				RIGHT HAND	LEFT HAND	
29138-9 MOULDING - QUARTER OUTSIDE REAR BELT						
60/62		X(66A)	Rear - Includes attaching parts	Not Replaced	C0DB 6629139-A	1
63		X(66A)	parts - Paint to match			1
60/62		X(66A)	Rear - Includes attaching parts	C0DB 6629138-B	C0DB 6629139-B	1
63/		X(66B)	parts - Chrome			1
64/		X(66A)				1

29140-1 MOULDING - QUARTER PANEL OUTSIDE - UPPER						
- A -						
60		A(54A, 58A, 58E, 58F, 71, 75A)	Includes attaching parts	C0AB 5829140-B	C0AB 5829141-B	1
60		A(59C, 59E, 62A, 63A, 64A, 64F, 64G, 64H, 76B)	Includes attaching parts	C0AB 6429140-C	C0AB 6429141-C	1
60		A	Retainer assy.	C0AB 6429108-E	C0AB 6429108-E	4or6
60		A(54A, 58A, 58E, 58F, 71, 75A)	Retainer assy.	C0AB 6429108-B	C0AB 6429108-B	8or10
60		A(59C, 59E, 62A, 63A, 64A, 64F, 64G, 64H, 76B)				14
61		A(54A, 58, 71, 75A)	Includes attaching parts	C1AB 5429140-C	C1AB 5429140-C	2
61		A(59, 62A, 63A, 64, 65A, 76B)	Includes attaching parts	C1AB 6229140-F	C1AB 6229140-F	2
61		A	Retainer	C1AB 6229144-A	C1AB 6229144-A	14or20
62		A(54, 71B, 71C, 71D, 75)	Includes attaching parts	C2AZ 5429140-A	C2AZ 5429141-A	1
62		A(62, 65, 76)	Includes attaching parts	C2AZ 6229140-A	C2AZ 6229141-A	1
- S -						
61/63		S	Includes attaching parts	C1SB 6329140-A	C1SB 6329140-A	2

GROUP NUMBER	YEAR	BODY TYPE	DESCRIPTION	PART NUMBER		QTY.
				RIGHT HAND	LEFT HAND	
29140-1 MOULDING - QUARTER PANEL OUTSIDE - UPPER - continued						
- X -						
	61	X(58A, 64A)		C0DB 6429140-A	C0DB 6429141-A	1
	61	X(59A, 71A)	Includes attaching parts	C0DB 5929140-A	C0DB 5929141-A	1
			No. 8 x 3/8" Binding head screw	*32916-S8	*32916-S8	4
	62	X(62C, 64C)	Refer to Group 29038-9			
	64	X(54B)	Includes attaching parts	C4DZ 5429140-A	C4DZ 5429141-A	1
	64	X(62B, 63, 76)	Includes attaching parts	C4DZ 6229140-A	C4DZ 6229141-A	1
29144 RETAINER - QUARTER and REAR DOOR MOULDING - OUTSIDE						
	61	A(54A, 58, 71, 75A)	Quarter	C1AB 6229144-A	C1AB 6229144-A	14
	61	A(59, 62A, 63A, 64, 65A, 76B)	Quarter			20
	61/64	S	Front fender-Spring steel	C1SZ 6329144-A	C1SZ 6329144-A	14
	61/64	S	Door			6
	61/64	S	Quarter			14
	62/63	S	Front fender-Plastic	C2SZ 6329144-A	C2SZ 6329144-A	14
	62/63	S	Door			6
	62/63	S	Quarter			14
291A50-1 MOULDING - QUARTER PANEL OUTSIDE FINISH PANEL - REAR - INCLUDES ATTACHING PARTS						
	60	A(54A, 62A, 63A, 71E, F, 75A, 76B)		C0AB 63291A50-A	C0AB 63291A51-A	1
291A50-1 MOULDING - QUARTER PANEL OUTSIDE REAR END - INCLUDES ATTACHING PARTS						
	63	B(54B, 62B, 65A)		C3OZ 62291A50-A	C3OZ 62291A51-A	1
	63	B(71B)		C3OZ 71291A50-A	C3OZ 71291A51-A	1
291A52-3 ORNAMENT - QUARTER PANEL						
	60	A, S	Refer to Group 27915-9			
	60	A(58A, 64A)	Includes attaching parts	C0AB 64291A52-A	C0AB 64291A52-A	10
29158-9 PANEL - QUARTER LOWER REAR EXTENSION FINISH - INCLUDES ATTACHING PARTS						
	62	A(71B)		C2AZ 7129158-A	C2AZ 7129159-A	1
			No. 6-20 x 1/2" Cross recess pan head screw	375557-S7-8(LU82)	375557-S7-8(UU82)	2
	63	A(71B, C)		C3AZ 7129158-A	C3AZ 7129159-A	1
	64	A(71A, E) "Before 12/27/63"	Light Walnut transfer	C4AZ 7129158-B	C4AZ 7129159-B	1
	64	A(71A, E) "From 12/27/63"	Dark Walnut transfer	C4AZ 7129158-C	C4AZ 7129159-C	1
	64	A(71B, C)		C4AZ 7129158-A	C4AZ 7129159-A	1
	63	B(71B)		C3OZ 7129158-A	C3OZ 7129159-A	1
	63	B(71D)		C3OZ 7129158-B	C3OZ 7129159-B	1
	64	B(71B)		C4OZ 7129158-B	C4OZ 7129159-B	1
	64	B(71D)		C4OZ 7129158-A	C4OZ 7129159-A	1
291A60-1 MOULDING ASSY. - REAR QUARTER WINDOW GARNISH FRONT						
	61	A(59, 71)	Paint to match	C2AZ 71291A60-A	C2AZ 71291A61-A	1
	62/64	A(71)				1
	61/64	A(59, 71)	No. 8 x 1 1/2" Cross	52388-S13(U298)	52388-S13(U298)	4
	61	A(59, 71)	Retainer	C1AB 59291A94-A	C1AB 59291A94-A	2
	62/64	A(71)				2
	61/64	A(59, 71)	No. 8 x 1 1/2" Cross recess oval head screw	52388-S13(U298)	52388-S13(U298)	6
291B60-1 MOULDING ASSY. - QUARTER LOWER REAR EXTENSION - INCLUDES ATTACHING PARTS						
	63	A(71)		C3AZ 71291B60-A	C3AZ 71291B61-A	1
29164-5 MOULDING - QUARTER WHEEL OPENING - INCLUDES ATTACHING PARTS						
- A -						
	62	A(54A, 62A, 65, 75, 76)		C2AZ 6229164-B	C2AZ 6229165-B	1
- X -						
	62	X(58A, 64A)		C2DZ 6429164-A	C2DZ 6429165-A	1
	62	X(59A, 71A)		C2DZ 5929164-A	C2DZ 5929165-A	1
291B74-5 BRACKET - QUARTER PANEL TO WHEELHOUSE BRACE						
	63	A(except 71)		C3AZ 62291B74-A	C3AZ 62291B74-A	2
	64	A(76)		C4AZ 76291B74-A	C4AZ 76291B75-A	1
291A84-5 MOULDING ASSY. - REAR QUARTER WINDOW GARNISH REAR - Paint to Match						
	63	A(71)		C2MY 71291A84-A	C2MY 71291A85-A	1
	62	A(71)		C2AZ 71291A84-A	C2AZ 71291A85-A	1
	64	A(71)				1
	61/64	A(59, 71)	No. 8 x 1 1/2" Cross recess oval head screw	52388-S13(U298)	52388-S13(U298)	4

FORD CAR PARTS

**BODY
SECTION 295**

1065

GROUP NUMBER	YEAR	BODY TYPE	DESCRIPTION	PART NUMBER		QTY.
				RIGHT HAND	LEFT HAND	
29185 RETAINER ASSY. - QUARTER PANEL OUTSIDE REAR END MOULDING						
	62	A(54, 62, 65, 75, 76)		C2AZ 6229185-A	C2AZ 6229185-A	4
	63	A(54A, 62A, 63, 65, 71B, 71C, 75, 76)		C3AZ 6229185-A	C3AZ 6229185-A	2
	64	A(71B, 71C)		C4AZ 7129185-A	C4AZ 7129185-A	2
291A88-9 MOULDING - REAR QUARTER WINDOW GARNISH LOWER REAR						
	61	A(59, 71)	Paint to match	C2AB 71291A88-AP	C2AB 71291A89-AP	1
	62/64	A(71)				1
	61/64	A(59, 71)	Retainer	C2AZ 71291A92-A	C2AZ 71291A93-A	1
			No. 8 - 3/4" Cross recess pan head screw	52742-S8(U385)	52742-S8(U385)	4
			No. 8 x 1 1/2" Cross recess oval head screw	52388-S13(U298)	52388-S13(U298)	6
291A90-1 RETAINER - QUARTER WINDOW LOWER FRONT MOULDING						
	61	A(59, 71)		C2AZ 71291A90-A	C2AZ 71291A91-A	1
	62/64	A(71)				1
	61/64	A(59, 71)	No. 8 x 3/4" Cross recess pan head screw	52742-S8(U385)	52742-S8(U385)	10
291A92-3 RETAINER - REAR QUARTER WINDOW LOWER REAR MOULDING						
	61	A(59, 71)		C2AZ 71291A92-A	C2AZ 71291A93-A	1
	62/64	A(71)				1
	61/64	A(59, 71)	No. 8 x 3/4" Cross recess pan head screw	52742-S8(U385)	52742-S8(U385)	4
291A94 RETAINER - REAR QUARTER WINDOW FRONT MOULDING						
	61	A(59, 71)		C1AB 59291A94-A	C1AB 59291A94-A	2
	62/64	A(71)				2
	61/64	A(59, 71)	No. 8 x 5/8" Cross recess flat head screw	52017-S8(U203)	52017-S8(U203)	6
29246-7 MOULDING ASSY. - QUARTER PANEL OUTSIDE UPPER REAR END						
	60	S		B8S 6329246-A	B8S 6329247-A	1
29292-3 MOULDING - QUARTER OUTSIDE UPPER REAR END - INCLUDES ATTACHING PARTS						
	61	X(58A, 64A)		C0DB 6429292-A	C0DB 6429293-A	1
	61	X(59A, 71A)		C0DB 5929292-A	*C0DB 5929293-A	1
29312-3 MOULDING ASSY. - QUARTER PANEL OUTSIDE LOWER REAR EXTENSION - INCLUDES ATTACHING PARTS						
	63	A(except 71)		C3AZ 6229312-A	C3AZ 6229313-A	1
	62	B(54B, 62B, C)		C2OZ 6229312-A	C2OZ 6229313-A	1
	63	B(54B, 62B, 65)				1
29346-7 BRACKET - QUARTER PANEL TO CORNER PILLAR UPPER REINFORCEMENT						
	61	A(59, 71)		C1AZ 5929346-A	C1AZ 5929347-A	1
	62/63	A(71)				1
29380-1 MOULDING - QUARTER BELT GARNISH - Paint to match						
	63	A(54B, E)		C1AB 5429380-AP	C1AB 5429381-AP	1
	63	A(54A, 75)	Refer to Group 29002-3			
29436-7 FILLER - REAR QUARTER WINDOW OPENING FRONT CORNER - LOWER						
	61	A(59, 71)		*C1AB 5929436-A	C1AB 5929437-A	1
	62/64	A(71)				1
	63/	B(71)		C3OZ 7129436-A	C3OZ 7129437-A	1
29458-9 FILLER - QUARTER WINDOW OPENING - REAR CORNER						
	63/	B(71)		C3OZ 7129458-A	C3OZ 7129459-A	1
29630-1 FILLER - FRONT QUARTER WINDOW OPENING REAR CORNER - UPPER						
	60/61	A(59, 71)		C0AB 5929650-A	C0AB 5929651-A	1
	62/64	A(71)				1

**BODY
SECTION 295**

FORD CAR PARTS

GROUP NUMBER	YEAR	BODY TYPE	DESCRIPTION	PART NUMBER		QTY.
				CLEAR	TINTED	
29710-1	GLASS - REAR QUARTER WINDOW - Tempered, unless otherwise indicated					
NAGS NUMBER						
- A -						
60, 61		A(59C)	4285T	C0AB 5929710-E	C0AB 5929710-F	2
60, 61		A(62A, 64A, F)	4277T	C0AB 6429710-E	C0AB 6429710-F	2
60, 61		A(63A)	4279T	C0AB 6329710-C	C0AB 6329710-D	2
60		A(64G, H)	Stationary 2318T	C0AB 6429710-G	C0AB 6429710-H	2
61		A(64H)				
61		A(65A)	4324T	C1AB 6529710-A	C1AB 6529710-B	2
62		A(62)	4363T	C2AB 6229710-A	C2AB 6229710-B	2
62		A(65)	4361T	C2AB 6529710-A	C2AB 6529710-B	2
61, 62		A(76)	2316T	C0AB 7629710-C	*C0AB 7629710-D	2
63		A(62)	4384T	C3AZ 6229710-A	C3AZ 6229710-B	2
63		A(65)	4376T	C3AZ 6529710-A	C3AZ 6529710-B	2
64		A(62)	4430T	C4AZ 6229710-A	C4AZ 6229710-B	2
63, 64		A(63)	2485T	C3AZ 6329710-A	C3AZ 6329710-B	2
63, 64		A(76)	2425T	C3AZ 7629710-A	C3AZ 7629710-B	2
- B -						
62		B(62)	4358T	C2OB 6229710-A	C2OB 6229710-B	2
63		B(65)	2428T	C3OZ 6529710-A	C3OZ 6529710-B	2
- S -						
60		S	Laminated R. H. L. H.	B8S 6329710-A	B8S 6329710-B	2
61, 63		S		Q3082	C1SZ 6329710-A	C1SZ 6329710-B
			Q3083	C1SZ 6329711-A	C1SZ 6329711-B	1
64		S(63)	2491T	C4SZ 6329710-A	C4SZ 6329710-B	2
64		S(76)	2492T	C4SZ 7629710-A	C4SZ 7629710-B	2
- X -						
60, 62		X(59A)	4275T	C0DB 5929710-E		2
61, 62		X(59A)			C0DB 5929710-F	2
60, 62		X(64)	4272T	C0DB 6429710-E		2
61, 62		X(64)	4272T		C0DB 6429710-F	2
61		X(64C)	2363T	C1DB 6429710-A		2
63		X(59)	4393T	C3DZ 5929710-A	C3DZ 5929710-B	2
62		X(62C)	4390T	C2DZ 6229710-A	C2DZ 6229710-B	2
63		X(62)				2
63		X(63)	2487T	C3DZ 6329710-A	C3DZ 6329710-B	2
63		X(76)	2432T	C3DZ 7629710-A	C3DZ 7629710-B	2
GROUP NUMBER	YEAR	BODY TYPE	DESCRIPTION	PART NUMBER		QTY.
				RIGHT HAND	LEFT HAND	
29724	STRIP - QUARTER WINDOW GLASS RETAINING					
60			Use bulk glass tape			
GROUP NUMBER	YEAR	BODY TYPE	DESCRIPTION	PART NUMBER		QTY.
				CLEAR	TINTED	
29726	GLASS - QUARTER WINDOW REAR - STATIONARY - Tempered, unless otherwise indicated					
NAGS NUMBER						
60		X(59, 71)	R. H. Q3082	C0DB 5929726-A	C0DB 5929726-B	1
60		X(59, 71)	L. H.-Refer to Group 29736			
GROUP NUMBER	YEAR	BODY TYPE	DESCRIPTION	PART NUMBER		QTY.
				RIGHT HAND	LEFT HAND	
29732-3	WEATHERSTRIP ASSY. - QUARTER WINDOW - OUTER					
- A -						
60, 61		A(59C, 62A, 64A, F)		C0AB 6429732-A	C0AB 6429732-A	2
61, 62		A(65)		C1AZ 6529732-A	C1AZ 6529732-A	2
63		A(62)		C3AZ 6229732-A	C3AZ 6229732-A	2
63		A(63)		C3AZ 6329732-B	C3AZ 6329733-B	1
63		A(65)		C3AZ 6529732-B	C3AZ 6529733-C	1
63		A(76)		C3AZ 7629732-A	C3AZ 7629733-A	1
64		A(62E)	NOTE 1	C4AZ 6229732-A	C4AZ 6229733-A	1

NOTE 1 - Not used on units with bright belt mouldings "From 1/2/64"

FORD CAR PARTS

BODY SECTION 293

1067

GROUP NUMBER	YEAR	BODY TYPE	DESCRIPTION	PART NUMBER		QTY.
				RIGHT HAND	LEFT HAND	
29732-3 WEATHERSTRIP ASSY. - QUARTER WINDOW - OUTER - continued						
- B -						
	62/	B(62)		C2OZ 6229732-A	C2OZ 6229732-A	2
	63/	B(65)		C3OZ 6529732-B	C3OZ 6529733-B	1
- S -						
	60	S	Cut as required	B8S 7629732-A	Not Replaced	1
	61/63	S(76)	Cut to fit	C1SB 7629732-A	C1SB 7629733-A	1
	61/63	S(63)				
			No. 8 x 1/2" Cross recess pan head screw	52726-S13(U381)	52726-S13(U381)	2
	64/	S(63)		C4SZ 6329732-A	C4SZ 6329732-A	2
	64/	S(76)		C4SZ 7629732-A	C4SZ 7629733-A	1
	64/	S	No. 4-24 x 5/8" Fillister head screw		52003-S13(U194)	AR
- X -						
	60/	X(59)		C0DB 5929732-B	C0DB 5929732-B	2
	63/	X(63)		C3DZ 6329732-A	C3DZ 6329732-A	2
	60/62	X(64)		C0DB 6429732-B	C0DB 6429732-B	2
	62	X(62C)				2
	63/	X(62)				2
	63/	X(76)		C3DZ 7629732-A	C3DZ 7629733-A	1
29734-5 RETAINER ASSY. - QUARTER WINDOW GLASS RUN						
	64	A(62)		C4AZ 6229734-A	C4AZ 6229735-A	1
			5/16"-24 x .62" Hex.hd. screw & washer assy.	359605-S8(BB590)	359605-S8(BB590)	8
GROUP NUMBER	YEAR	BODY TYPE	DESCRIPTION	PART NUMBER		QTY.
				CLEAR	TINTED	
29736 GLASS -QUARTER WINDOW REAR - STATIONARY -Tempered, unless otherwise indicated						
NAGS NUMBER						
	60/	X(59, 71)	R.H.-Refer to Group 29726			
	60/	X(59, 71)	L. H.	Q3063	C0DB 5929736-A	1
	61/	X(59, 71)	L. H.	Q3063	C0DB 5929736-B	1
29740-1 GLASS - QUARTER WINDOW REAR - STATIONARY - Tempered, unless otherwise indicated						
NAGS NUMBER						
	60	A(59C, E, 71)	Laminated 1038T	C0AB 5929740-A	C0AB 5929740-B	2
	61	A(59, 71)	R. H.	Q3075	C1AB 5929740-C	1
	62/64	A(71)				1
			L. H.	Q3076	C1AB 5929741-C	1
	63/	B(71)	1062T	C3OZ 7129740-A	C3OZ 7129740-B	2
GROUP NUMBER	YEAR	BODY TYPE	DESCRIPTION	PART NUMBER		QTY.
				RIGHT HAND	LEFT HAND	
29742-3 WEATHERSTRIP ASSY. - QUARTER WINDOW GLASS - OUTER or INNER						
	60/61	A(62A, 64A, F)	Inner-Use C0AB6429732-A and remove clips			2
	62	A(62)	Inner	*	*	2
	62/	B(62)	Inner-Use C2OZ 6229732-A and remove clips			2
29744-5 WEATHERSTRIP - QUARTER WINDOW GLASS - INNER						
- A -						
	60/62	A(76)	At belt	C0AB 7629744-A	C0AB 7629745-A	1
	63	A(76A)				1
	61/62	A(65)	At belt-25, 88" long	C1AZ 6529744-A	C1AZ 6529744-A	2
	63	A(65A)				2
	63	A(62)		C3AZ 6229744-A	C3AZ 6229744-A	2
	63	A(63B)		C3AZ 6329744-A	C3AZ 6329744-A	2
	63	A(63C)		C3AZ 6329744-B	C3AZ 6329744-B	2
	63	A(65B)		C3MY 6529744-A	C3MY 6529744-A	2
	63	A(76B)		C3MY 7629744-A	C3MY 7629745-A	1
	64	A(62)	At belt	C4AZ 6229744-A	C4AZ 6229745-A	1
	64	A(63)	At belt	C4AZ 6329744-A	C4AZ 6329744-A	2
	64	A(76)	At belt	C4AZ 7629744-A	C4AZ 7629745-A	1

**BODY
SECTION 295**
FORD CAR PARTS

GROUP NUMBER	YEAR	BODY TYPE	DESCRIPTION	PART NUMBER		QTY.
				RIGHT HAND	LEFT HAND	
29744-5 WEATHERSTRIP - QUARTER WINDOW GLASS - INNER - continued						
- B -						
	63/	B(65)	Cut to 21 7/16" long	C3AZ 6229744-A	C3AZ 6229744-A	2
- S -						
	60	S	At belt-Cut as required	C0SB 7629744-A	*C0SB 7629745-A	1
	61/63	S	At belt-Cut to fit	C1SZ 7629744-A	C1SZ 7629745-A	1
	64/	S		C4SZ 6329744-A	C4SZ 6329745-A	1
- X -						
	63/	X(63)		C3DZ 6329744-A	C3DZ 6329744-A	2
	63/	X(76)		C3DZ 7629744-A	C3DZ 7629744-A	2
29748-9 WEATHERSTRIP ASSY. - QUARTER WINDOW - FRONT LOWER CORNER						
	60/61	A(63A, 76B)		C3AZ 7629748-A	C3AZ 7629749-A	1
	61	A(65A)				1
	62/63	A(65, 76)				1
	64	A(76)				1
			No. 8 x 3/8" Cross recess pan head screw	52720-S8(U380)	52720-S8(U380)	2
	63/64	A(63)		C3AZ 6329748-B	C3AZ 6329749-B	1
	63/	B(65)		C3OZ 6529748-B	C3OZ 6529749-B	1
			No. 8-15 x 1/2" Cross recess pan head screw	52726-S13(U381)	52726-S13(U381)	2
29752-3 GUIDE ASSY. - QUARTER WINDOW - FRONT						
- A -						
	61/63	A(65)		C1AB 6529752-D	C1AB 6529753-D	1
	63/64	A(63)		C3AZ 6329752-A	C3AZ 6329753-A	1
	60/63	A(63, 65)	5/16"-24 x 1 3/16" Screw (set)	354021-S7(UU113)	354021-S7(UU113)	4
	64	A(63)	5/16"-24 x 1 1/2" Screw (set)	370278-S7(UU108C)	370278-S7(UU108C)	2
	60/64	A(63, 65)	5/16" External tooth lockwasher	*34941-S7	*34941-S7	4
			5/16"-24 Hex. nut	33923-S8(M32)	33923-S8(M32)	4
	60/62	A(63, 65)	5/16"-24 x 1 1/8" Hex. washer head screw	353483-S2(BB588)	353483-S2(BB588)	4
	63/64	A(63, 65)	5/16"-24 x .62" Hex. head screw & washer assy.	359605-S8(BB590)	359605-S8(BB590)	4
- S -						
	61/63	S		C1SB 6329752-B	C1SB 6329753-B	1
	64	S		C4SZ 6329752-A	C4SZ 6329753-A	1
	61/64	S	5/16"-24 x 1 1/2" Screw (set)	370278-S7(UU108C)	370278-S7(UU108C)	2
			5/16" Lockwasher- (internal & external tooth)	356309-S7(XX299)	356309-S7(XX299)	2
			5/16"-24 Hex. nut	33923-S7(M32)	33923-S7(M32)	2
			5/16"-24 x .62" Hex. hd. screw & washer assy.	359605-S8(BB590)	359605-S8(BB590)	2 or 4
			5/16" Flat washer	44725-S8(X22)	44725-S8(X22)	2
- X -						
	63/	X(63)		C3DZ 6329752-A	C3DZ 6329753-A	1
	63/	X(76)		C3DZ 7629752-B	C3DZ 7629753-B	1
	63/	X(63, 76)	5/16"-24 x 1 3/16" Screw (set)	354021-S7(UU113)	354021-S7(UU113)	2
			5/16" I. D. x 7/8" O. D. Washer (Special)	357789-S7(XX343)	357789-S7(XX343)	2
			5/16"-24 Hex. nut	33923-S7(M32)	33923-S7(M32)	2
29764-5 GUIDE ASSY. - QUARTER WINDOW						
- A -						
	61/62	A(65)	Refer to Group 303A30-1			
	63	A(63)				
	63/64	A(63)		C3AZ 6329764-A	C3AZ 6329764-A	2
	61/64	A(76)		C1AB 7629764-A	C1AB 7629765-A	1
	60/61	A(63)	5/16" Lockwasher	34806-S7(X64)	34806-S7(X64)	2
	60/64	A(76)				2
			5/16" Flat washer	44722-S8(X19)	44722-S8(X19)	2to4
			5/16"-24 Hex. nut	33923-S7(M32)	33923-S7(M32)	2to8
	61/64	A(76)	5/16"-24 x .62" Hex. head screw & washer assy.	359605-S8(BB590)	359605-S8(BB590)	4
						2

FORD CAR PARTS

**BODY
SECTION 295**

1069

GROUP NUMBER	YEAR	BODY TYPE	DESCRIPTION	PART NUMBER		QTY.
				RIGHT HAND	LEFT HAND	
29764-5 GUIDE ASSY. - QUARTER WINDOW - continued						
- B -						
63/	B(65)			C3OZ 6529764-B	C3OZ 6529765-B	1
			5/16"-18 x 1 5/8" Set screw	375694-S2(UU108E)	375694-S2(UU108E)	4
			5/16" Lockwasher	34806-S7(X64)	34806-S7(X64)	4
			5/16"-18 Hex. nut	33922-S8(M27)	33922-S8(M27)	4
63/64	B(65)		5/16" Lockwasher	34806-S7(X64)	34806-S7(X64)	4
63/64	B(65)		5/16"-24 x .62" Hex. hd. screw & washer assy.	359605-S8(BB590)	359605-S8(BB590)	2
- S -						
60	S			B8S 6329764-A	B8S 6329765-A	1
			No. 12 x 3/8" Hex. washer head screw	354666-S2(BB568)	354666-S2(BB568)	2
61/63	S		Refer to Group 29782-3			
- X -						
63/	X(63)			C3DZ 6329764-A	C3DZ 6329765-A	1
			5/16"-24 x .62" Hex. head screw & washer assy.	359605-S8(BB590)	359605-S8(BB590)	2
			5/16" Lockwasher	34806-S7(X64)	34806-S7(X64)	2
			5/16"-24 Hex. nut	33923-S7(M32)	33923-S7(M32)	2
			5/16"-24 x 1 3/16" Screw (set)	354021-S7(UU113)	354021-S7(UU113)	2
63/	X(76)			C3DZ 7629764-A	C3DZ 7629764-A	2
			5/16" I. D. x 7/8" O. D. Lockwasher	357789-S7(XX343)	357789-S7(XX343)	4
			5/16"-24 Hex. nut	33798-S8(M62)	33798-S8(M62)	4
63/	X		5/16" Lockwasher	382110-S100(MM284X)	382110-S100 (MM284X)	2
29782-3 GUIDE and BRACKET ASSY. - QUARTER WINDOW - REAR						
61/63	S			C1SB 6329782-A	C1SB 6329783-A	1
			5/16"-24 x 1 1/2" Screw (set)	370278-S7(UU108C)	370278-S7(UU108C)	2
			5/16" Lockwasher (internal & external tooth)	356309-S7(XX299)	356309-S7(XX299)	2
			5/16"-24 Hex. nut	33923-S7(M32)	33923-S7(M32)	6
298A02-3 WEATHERSTRIP ASSY. - REAR QUARTER WINDOW						
61	A(59, 71)			C1AB 59298A02-A	C1AB 59298A03-A	1
62/64	A(71)					1
60/	X(59, 71)			C0DB 59298A02-A	C0DB 59298A03-A	1
GROUP NUMBER	YEAR	BODY TYPE	DESCRIPTION	PART NUMBER		QTY.
29805 STOP ASSY. - QUARTER WINDOW - LOWER						
61/	S				C1SB 6329805-A	2
			5/16"-24 x .62" Hex. head screw & washer assy.		359605-S8(BB590)	2
29814-5 STOP - QUARTER WINDOW - FRONT GUIDE						
62/63	A(65)		R. H. -Nylon		C3AZ 6529814-A	1
			L. H.		C3AZ 6529815-A	1
			1/4"-20 x 1/2" Hex. head bolt		20308-S7(B40)	2
			1/4" Lockwasher		34805-S8(X62)	2
			1/4"-20 x 5/8" Hex. head screw and washer assy.		43263-S8(U3)	2
29822 STOP ASSY. - QUARTER WINDOW REGULATOR ARM						
61/63	S		With power-lift windows		C1AZ 6529822-A	2
60/61	A(63A, 65A)					2
61	A(63A, 65A)					2
62	A(65)					2
63	A(63, 65)					2
60/63	A(60, 63, 64, 65)		5/16" Flat washer		44722-S8(X19)	4
61/63	S		5/16"-24 Hex. nut (slotted)		34393-S7(M98)	2or4

**BODY
SECTION 295**
FORD CAR PARTS

GROUP NUMBER	YEAR	BODY TYPE	DESCRIPTION	PART NUMBER	QTY.
29824	ROLLER - QUARTER WINDOW GUIDE				
	60/61	A(63A)	Lower channel-rear-3/8" I.D. x 11/16" O.D. x 3/8" thick	★C0AB 6329824-E	2
	61/62	A(65)	Stud-stabilizer arm	★C1AB 6529825-A	2
	61/63	A(65)	Window regulator-tensioner	★C1AB 6529899-A	2
	60/64	A(63, 65)	Stud-lower channel-front	★C1AB 6329825-B	2
	61	A(65A)	Window regulator		2
	63/64	X(63)			2
	60/61	A(63A, 65A)	Lower channel-front-3/8" I.D. x 11/16" O.D. x 9/16" thick	C1AB 6329824-A	2
	60/61	A(63A, 65A)	Stabilizer arm		2
	61/62	A(65)	Window regulator		2
	63	A(65)			6
	64	S			2
	64	A(63)			4
	63/64	X(63)		C5AZ 6329824-A	6
29825	STUD - QUARTER WINDOW GUIDE ROLLER				
	60/61	A(63A)	Lower channel-rear-overall length 1 1/16" shoulder 13/32" long	★C1AB 6329825-A	2
	61/62	A(65)	Stabilizer arm-overall length .79"-shoulder 9/16" long	★C1AB 6529825-A	2
	60/61	A(63A, 65A)	Lower channel-front-overall length 1 1/16" shoulder 9/16" long	★C1AB 6329825-B	2
	62/63	A(65)			2
	63	X(63)			4
	61/63	S	Overall length 1.35"-shoulder .663" long-5/16"-24	★C1SB 6329825-B	4
	63	X(76)	Lower channel-front-1/2"-20 x 15/16" hex. head shoulder bolt	C3DZ 7629825-A	2
298A30	BRACKET ASSY. - QUARTER WINDOW FRONT GUIDE UPPER				
	61/63	S		C1SZ 63298A30-A	2
			5/16"-24 x .62" Hex. head screw & washer assy.	359605-S8 (BB590)	2
			5/16" Flat washer	44725-S8(X22)	2
	63/	X(63, 76)		C3DZ 76298A30-A	2
298A36	BRACKET - QUARTER WINDOW FRONT GUIDE LOWER				
	63/64	A(63)		C3DZ 63298A36-A	4
	63/	X(63)			4
	61/63	S		C1SZ 63298A36-A	2
	63/	X(76)		C3DZ 76298A36-A	2
	61/63	S	5/16" - 24 x .62" Hex. head screw	359605-S8 (BB590)	2
	63/64	A(63)			4
	63/	X(63, 76)			4
			5/16" Flat washer	44725-S8(X22)	2or4
			5/16"-24 Retainer assy. (nut)	359218-S2(MM210)	2or4
29844	BUMPER ASSY. - QUARTER POWER WINDOW REGULATOR LOWER STOP				
	60/61	A(59, 62, 63, 64, 65)		C3AZ 6229844-A	2
	62	A(62, 65)			2
	63	A(62)	"Before 3/1/63" for those From Refer to Group 29968		2
	64	A(62)			2
	63	A(63, 65)			2
	61/	S			2
			No. 8 External tooth lockwasher	34938-S8 (X85)	2
			No. 8-32 Hex. nut	34052-S7 (M155)	2
298A46-B	ROLLER - QUARTER WINDOW GUIDE				
	61/63	S	Inner	C1SB 63298A46-A	4
			Outer	C1SB 63298A48-B	4
			5/16" - 24 x 1.35" Stud.	★C1SB 6329825-B	4
			.51" I.D. Special spring washer	356468-S13(XX363)	4
			5/16" Lockwasher (external tooth)	★34941-S7	4
			5/16" - 24 Hex. nut	33923-S7 (M32)	4

FORD CAR PARTS

BODY SECTION 295

1071

GROUP NUMBER	YEAR	BODY TYPE	DESCRIPTION	PART NUMBER		QTY.
				RIGHT HAND	LEFT HAND	
29876-7 PLATE ASSY. - QUARTER WINDOW SIDE SUPPORT						
62/63	A(65)			*C2AZ 6529876-A	C2AZ 6529877-A	1
			No. 10 Flat washer	44716-S8(X15)	44716-S8(X15)	4
			No. 10-24 x 1/2" Cross recess pan head screw	51765-S8(U370)	51765-S8(U370)	4
			No. 10 External tooth lockwasher	34939-S8(X86)	34939-S8(X86)	4
63/	B(65)			C3OZ 6529876-B	C3OZ 6529876-B	2
			No. 10 x 1/2" Pan head screw	32924-S7(U344)	32924-S7(U344)	4
			No. 10 External tooth lockwasher	34939-S7(X86)	34939-S7(X86)	4
29900-1 CHANNEL ASSY. - QUARTER GLASS						
63	A(62)			C3AZ 6229900-A	C3AZ 6229901-A	1
64	A(62)			C4AZ 6229900-A	C4AZ 6229901-A	1
62/	B(62)			C2OB 6229900-A	C2OB 6229900-A	2
60/62	X(59A, 64)			C0DB 6429900-A	C0DB 6429901-A	1
62	X(62C)					1
63/	X(59, 62)					1
29904-5 WEATHERSTRIP - REAR QUARTER WINDOW						
63/	B(71)			C3OZ 7129904-B	C3OZ 7129905-B	1
29920-1 WEATHERSTRIP and RETAINER ASSY. - QUARTER WINDOW - OUTER UPPER						
60/61	A(63A)		At roof rail	C0AB 6329920-A	C0AB 6329921-A	1
			No. 8 x 1/2" Cross recess pan head screw	52726-S13(U381)	52726-S13(U381)	10
62	A(65)		At roof rail	C2AZ 6529920-A	C2AZ 6529921-A	1
61/62	A(65)		No. 8-15 x 1" Cross recess oval head screw	52376-S13(U296)	52376-S13(U296)	8or10
63	A(65)			C3AZ 6529920-A	C3AZ 6529921-A	1
61/63	S(63)		At roof rail	C2SZ 6329920-A	C2SZ 6329921-A	1
			No. 4 x 3/8" Cross recess flat head screw	52003-S13(U194)	52003-S13(U194)	2
61/62	S(63)		No. 8 x 3/8" Cross recess pan head screw	52720-S8(U380)	52720-S8(U380)	4
63	S(63), A(65)		No. 8 x 1/2" Cross recess pan head screw	52726-S13(U381)	52726-S13(U381)	4or8
29932-3 BRACKET - QUARTER WINDOW HINGE						
60/64	A(76)		On body	C0AB 7629932-A	C0AB 7629933-A	1
			5/16"-24 Hex. check nut	33923-S8(M32)	33923-S8(M32)	6
			5/16" Lockwasher	34806-S7(X64)	34806-S7(X64)	6
63/64	B(65)			C3OZ 6529932-A	C3OZ 6529933-A	1
29958-9 CHANNEL ASSY. - QUARTER WINDOW - LOWER						
- A -						
60/61	A(63A)			*C0AB 6329958-D	*C0AB 6329959-D	1
61/62	A(65)			*C1AB 6529958-D	*C1AB 6529959-D	1
60/62	A(76)			*C1AB 7629958-A	*C1AB 7629958-A	2
63	A(65)			C3AZ 6529958-A	C3AZ 6529959-A	1
63/64	A(63)			C3AZ 6329958-A	C3AZ 6329959-A	1
63/64	A(76)			C3AZ 7629958-A	C3AZ 7629959-A	1
- B -						
63/64	B(65)			C3OZ 6529958-B	C3OZ 6529958-B	2
- S -						
60	S			*B8S 6329958-A	*B8S 6329959-A	1
61/63	S			C3SZ 6329958-A	C3SZ 6329959-A	1
64	S(63)	"Before 6/28/65"	With lip on W/S retainer	C4SZ 6329958-A	C4SZ 6329959-A	1
64/	S(76)	"Before 6/28/65"	With lip on W/S retainer	C4SZ 7629958-A	C4SZ 7629959-A	1
- X -						
63	X(76)	"From 11/15/62"		C3DZ 7629958-C	C3DZ 7629959-C	1
63/	X(63)			C3DZ 6329958-A	C3DZ 6329959-A	1
			No. 8-32 x 3/8" Pan head screw	39031-S(U135)	39031-S(U135)	4
64	X(76)			C4DZ 7629958-A	C4DZ 7629959-A	1

**BODY
SECTION 295**
FORD CAR PARTS

GROUP NUMBER	YEAR	BODY TYPE	DESCRIPTION	PART NUMBER		QTY.
				RIGHT HAND	LEFT HAND	
29962-3 CHANNEL ASSY. - QUARTER WINDOW - TOP and SIDE						
- A -						
60/61	A(63A)	Upper	★C0AB 6329962-A	★C0AB 6329962-A	2	
		No. 8-32 x 3/8" Pan head screw	39031-S(U135)	39031-S(U135)	4	
		No. 8-32 x .40" Pan head screw	★359444-S8	★359444-S8	2	
62	A(65)		C2AZ 6529962-A	C2AZ 6529962-A	2	
		No. 8-32 x .40" Pan head screw	★359444-S8	★359444-S8	2	
		No. 10-24 x 5/8" Round head screw & washer assy.	357182-S8(BB639)	357182-S8(BB639)	2	
63	A(63)		C3AZ 6329962-A	C3AZ 6329962-A	2	
63	A(65)		C3AZ 6529962-A	C3AZ 6529962-A	2	
64	A(63)		C4AZ 6329962-A	C4AZ 6329962-A	2	
60/64	A(76)	Upper	C0AB 7629962-A	C0AB 7629962-A	2	
		No. 8-32 x .40" Pan head screw	★359444-S8	★359444-S8	8	
- B -						
63/	B(65)	Drill holes as required	C3OZ 6529962-B	C3OZ 6529962-B	2	
- S -						
61/63	S		C1SZ 6329962-B	★C1SZ 6329963-B	1	
		No. 8-32 x 3/8" Pan head screw-top	39031-S(U135)	39031-S(U135)	4	
		No. 8-32 x 3/8" Pan head screw-bottom	52720-S8(U380)	52720-S8(U380)	4	
		No. 8 Lockwasher (external tooth)-bottom	34938-S8(X85)	34938-S8(X85)	4	
64/	S(63)		C4SZ 6329962-A	C4SZ 6329962-A	2	
64/	S(76)		C4SZ 7629962-A	C4SZ 7629962-A	2	
64/	S	No. 8-32 x 1/2" Oval head screw	50398-S13(U121)	50398-S13(U121)	2	
X -						
63/	X(63)		C3DZ 6329962-A	C3DZ 6329962-A	2	
63/	X(76)		C3DZ 7629962-A	C3DZ 7629962-A	2	
29968 STOP ASSY. - QUARTER WINDOW						
- A -						
63	A(63)	"Before 4/1/63"	Lower . NOTE 2	C3AZ 6329968-A	C3AZ 6329968-A	2
63	A(62)	"From 3/1/63"	Lower-Use with manual or power windows- NOTE 1	C3AZ 6229968-B	C3AZ 6229968-B	2
64	A(62)		Use with manual windows only		2	
63/64	A(63)		Upper rear	C3AZ 6329968-B	C3AZ 6329968-B	2
63/64	A(63)		Upper front	C3AZ 6329968-C	C3AZ 6329968-D	1
		5/16"-24 x .62" Hex. head screw & washer assy.	359605-S8(BB590)	359605-S8(BB590)	4	
- S -						
60	S	Upper	★B8S 6329968-A	★B8S 6329968-A	2	
		1/4" External tooth lockwasher	34940-S8(X88)	34940-S8(X88)	4	
		1/4"-20 Hex. nut	33795-S7(M49)	33795-S7(M49)	4	
- X -						
63	X(76)		Front upper	C3DZ 7629968-B	C3DZ 7629968-B	2
			Rear upper	C3DZ 7629968-A	C3DZ 7629968-A	2
63/	X(63)		Rear upper	C3DZ 6329968-A	C3DZ 6329968-A	2
63/	X(63)		Front upper	C3DZ 6329968-B	C3DZ 6329968-C	1
63/	X		5/16" Locking nut		354299-S(MMI56)	AR
63/	X(63)		Front	C3DZ 6329968-D	C3DZ 6329968-D	2
			Lower	C3DZ 6329968-E	C3DZ 6329968-E	2
		5/16"-24 x .62" Hex. head screw & washer assy.	359605-S8(BB590)	359605-S8(BB590)	4	
		5/16" Flat washer	44722-S8(X19)	44722-S8(X19)	4	
63/64	X(63)		5/16"-18 x 1/2" Hex. washer head screw	376976-S7-8(BB574M)	376976-S7-8(BB574M)	4

NOTE 1 - "Before 3/1/63" refer to Groups 29844 & 29982-3 NOTE 2 - "From 4/1/63" refer to Groups 29982-3 & 29994

FORD CAR PARTS

BODY SECTION 300

1073

GROUP NUMBER	YEAR	BODY TYPE	DESCRIPTION	PART NUMBER		QTY.
				RIGHT HAND	LEFT HAND	
29968 STOP ASSY. - QUARTER WINDOW - continued						
	63/	X(76)	Lower	C3DZ 7629968-C	C3DZ 7629968-C	2
			5/16"-24 x .62" Hex. head screw & washer assy.	359605-S8(BB590)	359505-S8(BB590)	10
	64/	X(76)	Rear upper	C4DZ 7629968-A	C4DZ 7629968-A	2
			Front upper	C4DZ 7629968-B	C4DZ 7629968-B	2
29976-7 BRACKET and HINGE ASSY. - QUARTER WINDOW						
	60/64	A(76)	Refer to Group 29932-3			
	63/64	B(65)		C3OZ 6529976-A	C3OZ 6529977-A	1
			5/16" Lockwasher	34803-S7(X64)	34806-S7(X64)	6
			5/16"-24 Hex. nut	33923-S8(M32)	33923-S8(M32)	6
29979 EXTENSION - QUARTER WINDOW FRONT GUIDE TO ACTUATOR GUIDE						
	61/63	A(65)		C1AB 6529979-A	C1AB 6529979-A	2
			5/16"-24 x .62" Hex. head screw & washer assy.	359505-S8(BB590)	359605-S8(BB590)	4
29980-1 RETAINER - QUARTER WINDOW REAR WEATHERSTRIP						
	64	A(62)		C4AZ 6229980-A	C4AZ 6229981-A	1
29982-3 BRACKET - QUARTER POWER WINDOW LOWER STOP						
	61/63	A(65)		C1AB 6529982-B	C1AB 6529983-B	1
	60/61	A(59C, 62A, 64A, 64F)		C0AB 6429982-A	C0AB 6429982-A	2
	62/63	A(62) "Before 3/1/63"	For those From refer to Group 29968			2
	64	A(62)				2
	63/64	A(63) "From 4/1/63"		C3AZ 6329982-A	C3AZ 6329982-A	2
			5/16"-24 x 1 1/8" Hex. washer head screw	353483-S2(BB588)	353483-S2(BB588)	4
GROUP NUMBER	YEAR	BODY TYPE	DESCRIPTION	PART NUMBER		QTY.
29986 BUMPER - QUARTER WINDOW STOP						
	60/64	A(76)	Lower	*B9A 5129986-A		2
	63/64	B(65)	Lower-cut .36" from stud			2
	64	S	Lower-cut .36" from stud			2
			5/16" - 24 Hex. nut	33923-S8(M32)		2
29994 BUMPER - QUARTER WINDOW STOP - INNER - Also refer to Group 21762						
	60/64	A(76)	Upper	C0AB 7629994-A		2
			5/16"-24 x 1/2" Hex. head bolt	20311-S8(B153)		4
			5/16" Lockwasher	34806-S7(X64)		4
	63/64	A(76), B(65)	5/16"-24 x .62" Hex. head screw & washer assy.	359605-S8(BB590)		4
	63/64	A(63) "From 4/1/63"	Lower	C3AZ 6329994-A		2
	63/	B(65)	Upper	C3OZ 6529994-A		2
	63/	B	5/16"-24 x 1 1/8" Hex. head bolt	353483-S2(BB588)		4
29998-9 BRACKET - QUARTER WINDOW STOP						
	61/63	A(65) "From 4/13/61"	R. H.	C1AZ 6529998-A		1
			L. H.	*C1AZ 6529999-A		1
	63/64	X(63)	Upper rear	C3DZ 6329998-A		2
	63/	X	5/16"-24 x 5/8" Hex. head screw	359605-S8(BB590)		4
	63/	X	Rivet-Tubular	370988-S(SS16)		4
30008-9 RUN ASSY. - QUARTER WINDOW GLASS - REAR						
	61	A(59C, 62A, 64A, F)	R. H.	C1AB 6230008-A		1
	62/63	A(62)				1
			L. H.	C1AB 6230009-A		1
			5/16"-24 x .62" Hex. head screw & washer assy.	359605-S8 (BB590)		4
	64	A(62)	Cut as required from C0AB 5825766-B			2
	64/	S	R. H.	C4SZ 6330008-B		1
			L. H.	C4SZ 6330009-B		1
	62	X(62C)	Bracket not included see Group 30046	C2DZ 6230008-A		2
	63/	X(59, 62)				2
	62/	X(59, 62, 64)	5/16"-24 x 1 1/8" Hex. washer head screw	353483-S2(BB588)		4
	64/		5/16"-24 Locking nut	354299-S(MM156)		2

**BODY
SECTION 300**
FORD CAR PARTS

GROUP NUMBER	YEAR	BODY TYPE	DESCRIPTION	PART NUMBER		QTY.
				RIGHT HAND	LEFT HAND	
30010 RUN ASSY. - QUARTER WINDOW GLASS - UPPER						
	60/61	A(62A, 64A, F)		C1AZ	6230010-A	2
	62/63	A(62)		C2AZ	6230010-A	2
	60/61	X(59C)		*C0AB	5930010-B	2
	60/62	X(64)		C0DB	6430010-C	2
	63/	X(59)	Upper & rear-38 3/4" long	C3DZ	5930010-A	2
	62/	X(62)	Refer to Group 21550			
30012 BRACKET ASSY. - QUARTER WINDOW GUIDE SUPPORT TO FLOOR SIDE MEMBER - OUTER						
	63/64	B(65)		C3OZ	6530012-A	2
30046 BRACKET ASSY. - QUARTER WINDOW GLASS RUN RETAINER						
	62	X(62C)		C2DZ	6230046-A	2
	63/	X(59, 62)				2
			5/16"-24 x .62" Hex. head screw & washer assy.	359605-S8	(BB590)	4
30104-5 RUN ASSY. - QUARTER WINDOW GLASS - UPPER FRONT						
	60/61	A(59C, 62A, 64A, F)	R. H. -31.81" long	C0AZ	6430104-C	1
	62/63	A(62)				1
			L. H.	C0AZ	6430105-C	1
			No. 8 x 3/8" Cross recess pan head screw	52720-S8	(U380)	8
			5/16"-24 x .62" Hex. head screw & washer assy.	359605-S8	(BB590)	4
	64	A(62)	Refer to Group 21550			
	64/	S	R. H.	C4SZ	6330104-B	1
			L. H.	C4SZ	6330105-B	1
	60/62	X(59A, 64)	R. H.	C0DB	6430104-B	1
			L. H.	C0DB	6430105-B	1
			No. 8 x 3/8" Cross recess pan head screw	52720-S8	(U380)	6
	62/	X(62)	Refer to Group 21550			
	63/	X(59)				
GROUP NUMBER	YEAR	BODY TYPE	DESCRIPTION	PART NUMBER		QTY.
				RIGHT HAND	LEFT HAND	
30146-7 WEATHERSTRIP - QUARTER WINDOW - FRONT						
	61/63	A(65)	15.45" long	C3AZ	6530146-A	1
	60/61	A(63A, 76B)	14.05" long	C3AZ	7630146-A	1
	63/64	A(63)	Cut to 13.86" long			1
	62/64	A(76)				1
	63/	B(65)		C3OZ	6530146-C	1
	60	S	Cut to fit	B9A	6330146-A	1
	61/63	S		C3SZ	6330146-A	1
	64/	S		C4SZ	6330146-D	1
	63/	X(63)		C3DZ	6330146-A	1
	63/	X(76)		C3DZ	7630146-A	1
30169 BRACKET ASSY. - QUARTER WINDOW UPPER GLASS RUN SUPPORT						
	60/61	A(59C, 62A, 64A, F)		C0AB	6430169-A	2
	62/63	A(62)				2
	60/61	A(59C, 62A, 64A, F)	5/16"-24 x 1 1/8" Hex. washer head screw	353483-S2	(BB588)	4
	62/64	A(62), B(62)	5/16"-24 x .62" Hex. head screw & washer assy.	359605-S8	(BB590)	4
	62/	B(62)		C2OZ	6230169-A	1
30244 BRACKET ASSY. - QUARTER WINDOW REGULATOR STABILIZER ARM						
	60	S		B8S	6330244-A	2
			1/4" External tooth lockwasher	34940-S7	(X88)	4
			1/4"-20 Hex. nut	33795-S8	(M49)	4
30298-9 GUIDE ASSY. - QUARTER WINDOW REGULATOR EQUALIZER ARM						
	63/	X(63, 76)		C3DZ	7630298-A	1
			5/16" External tooth lockwasher	357789-S7	(XX343)	2
			5/16"-24 Hex. nut	33923-S8	(M32)	2

FORD CAR PARTS

**BODY
SECTION 300**

1075

GROUP NUMBER	YEAR	BODY TYPE	DESCRIPTION	PART NUMBER		QTY.
				RIGHT HAND	LEFT HAND	
303A00 BRACKET ASSY. - QUARTER WINDOW REGULATOR UPPER STOP						
	61/	S		C1SB 63303A00-A	C1SB 63303A00-A	2
			5/16"-24 x 1 1/8" Hex. washer head screw	353483-S2(BB588)	353483-S2(BB588)	4 4
30302-3 KIT - QUARTER POWER-LIFT WINDOW REGULATOR, DRIVE and COUPLING						
	61	A(59C, 62A, 64A, F)		*C1AZ 6230302-A		1
		Consists of 1-C2AZ 6230380-A-Regulator 1-C1AZ 5723395-A-Drive 1-C1VB 5723440-A-Coupling				
	61	A(59C, 62A, 64A, F)			*C1AZ 6230303-A	1
		Consists of 1-C2AZ 6230381-A-Regulator 1-C1AZ 5723394-A-Drive 1-C1VB 5723440-A-Coupling				
30304-5 DRIVE ASSY. - QUARTER WINDOW POWER-LIFT REGULATOR						
	60	S		*C0SB 6330304-A	C0SB 6330305-A	1
	64/	S	Includes motor	C5SZ 6330304-A	C5SZ 6330305-A	1
	64/	S	No. 12-24 x 1/2" Hex. washer head screw	378608-S8(UU52D)	378608-S8(UU52D)	6
			7/16"-20 x .88" Screw (set)	*378113-S34	*378113-S34	2
			7/16"-20 Nut (stamped)	45219-S(M173)	45219-S(M173)	2
30306-7 REGULATOR ASSY. - REAR QUARTER WINDOW - MANUAL						
- A -						
	60/61	A(63A)		C0AB 6330306-E	*C0AB 6330307-E	1
	60/63	A(76)		C0AZ 7630306-A	C0AZ 7630307-A	1
	60/63	A(59C, 62, 63A, 64A, F, 65, 76), S	5/16"-24 x 1 1/8" Hex. washer head screw	353483-S2(BB588)	353483-S2(BB588)	6or8
	61/63	A(65)		C1AZ 6530306-F	C1AZ 6530307-F	1
	63	A(63)		C3AZ 6330306-A	C3AZ 6330307-A	1
	60/61	A(59C, 62A, 64A, F)		C0AZ 6430306-A	C0AZ 6430307-A	1
	62	A(62)				1
	63/64	A(62)				1
	64	A(63)		C4AZ 6330306-A	C4AZ 6330307-A	1
	64	A(76)		C4AZ 7630306-A	C4AZ 7630307-A	1
	63/64	A(62, 65, 76)	5/16"-24 x .62" Hex. head screw & washer assy.	359605-S8(BB590)	359605(BB590)	6or8
- B -						
	62	B(62)	5/16"-24 x .62" Hex. head screw & washer assy.	359605-S8(BB590)	359605-S8(BB590)	8
	63/64	B(62, 65)				6or8
	62/	B(62)		C2OZ 6230306-B	C2OZ 6230307-B	1
	63/	B(65)		C3OZ 6530306-B	C3OZ 6530307-B	1
			5/16"-18 x 1 1/2" Hex. washer head screw	376976-S7-8(BB574M)	376976-S7-8(BB574M)	8
- S -						
	60	S		C0SB 6330306-A	*C0SB 6330307-A	1
	61/63	S		C1SZ 6330306-A	C1SZ 6330307-A	1
	64/	S		C4SZ 6330306-B	C4SZ 6330307-B	1
	63/64	S	5/16"-24 x .62" Hex. head screw & washer assy.	359605-S8(BB590)	359605(BB590)	6or8
- X -						
	63/64	X(63)		C3DZ 6330306-A	C3DZ 6330307-B	1
	60/62	X(59A, 62C, 64)	5/16"-24 x 1 1/8" Hex. washer head screw	353483-S2(BB588)	353483-S2(BB588)	6
	63/64	X(53, 62, 63, 76)				6
	62	X(62C)		C2DZ 6230306-B	C2DZ 6230307-B	1
	63/64	X(59, 62)				1
GROUP NUMBER	YEAR	BODY TYPE	DESCRIPTION	PART NUMBER		QTY.
303A20 ESCUTCHEON - QUARTER WINDOW REGULATOR and DOOR INSIDE HANDLE						
	64	A(*57C, 63C)	Black-Manual regulator	C4AZ 63303A20-CAB		2
			Red	C4AZ 63303A20-CAC		2
			Silver Blue	C4AZ 63303A20-CAD		2
			Light Blue	C4AZ 63303A20-CAE		2
			Light Turquoise	C4AZ 63303A20-CAF		2
			Light Beige	C4AZ 63303A20-CAG		2
			Light Palomino	C4AZ 63303A20-CAH		2
			White	C4AZ 63303A20-CAJ		2

* Rear door window regulator handle

**BODY
SECTION 300**
FORD CAR PARTS

GROUP NUMBER	YEAR	BODY TYPE	DESCRIPTION	PART NUMBER	QTY.
303A20 ESCUTCHEON - QUARTER WINDOW REGULATOR and DOOR INSIDE HANDLE - continued					
64	A(*57C, 63C)		Black-Power regulator	C4AZ 63303A20-DAB	2
			Red	C4AZ 63303A20-DAC	2
			Silver Blue	C4AZ 63303A20-DAD	2
			Light Blue	C4AZ 63303A20-DAE	2
			Light Turquoise	C4AZ 63303A20-DAF	2
			Light Beige	C4AZ 63303A20-DAG	2
			Light Palomino	C4AZ 63303A20-DAH	2
			White	C4AZ 63303A20-DAJ	2
64	A(76)		Black-Manual regulator	C4AZ 76303A20-CAB	2
			Red	C4AZ 76303A20-CAC	2
			Silver Blue	C4AZ 76303A20-CAD	2
			Light Blue	C4AZ 76303A20-CAE	2
			Light Turquoise	C4AZ 76303A20-CAF	2
			Light Beige	C4AZ 76303A20-CAG	2
			Light Palomino	C4AZ 76303A20-CAH	2
			White	C4AZ 76303A20-CAJ	2
64	A(76)		Black-Power regulator	C4AZ 76303A20-DAB	2
			Red	C4AZ 76303A20-DAC	2
			Silver Blue	C4AZ 76303A20-DAD	2
			Light Blue	C4AZ 76303A20-DAE	2
			Light Turquoise	C4AZ 76303A20-DAF	2
			Light Beige	C4AZ 76303A20-DAG	2
			Light Palomino	C4AZ 76303A20-DAH	2
			White	C4AZ 76303A20-DAJ	2
61/62	S		Door inside handle	C1SZ 63303A20-C	2
63/	A(54B, E, 62B, E, 71B, C)		Front door inside handle		2
63/	A(54B, E, 71B, C)		Rear door inside handle		2
63	S		Quarter window regulator handle		2
64	B(65B)		Front door window regulator-also refer to Group 23370		2
61/62	S		Quarter window regulator handle	C1SZ 63303A20-A	2
63	S		Door inside handle		2
64/	S(63B)		Quarter window regulator handle	C4SZ 63303A20-B	2
30322 HANDLE ASSY. - QUARTER WINDOW - Also Refer to Group 23352 Knob					
- A -					
60/61	A(76B)		Black knob	C2AZ 7630322-A	2
62	A(62, 65A)		NOTE 3		2
62	A(76A)				2
62	A(76B)		Chrome knob	C3AZ 7630322-A	2
62	A(65B)		NOTE 3		2
63	A(76)				2
64	A(57C)		Rear door-Includes attaching part	C4AZ 6330322-A	2
64	A(63C)		Quarter		2
64	A(76A)		Quarter	C4AZ 7630322-B	2
64	A(76B)		Quarter-Includes attaching part	C4AZ 7630322-A	2
64	A(57C, 63C, 76B)		No.8-32 x 1.44" Fillister socket head lockingscrew	378642-S13(BB817AA)	2
60/	A(76)		Retainer -spring	357550-S(QQ1)	2or4
- B -					
62	B		Door and quarter-White knob	C0DZ 6430322-B	2or4
63	B		Door-Refer to Group 23342		
63	B(62, 65)			C2AZ 7630322-A	2
62/	B		Retainer -spring	357550-S(QQ1)	2or4
64	B(62, 65)		Black knob	C4OZ 6230322-A	2
- S -					
61/63	S		Chrome knob	C2SZ 6330322-A	2
			Retainer -spring	357550-S(QQ1)	2
64/	S		Chrome knob	C4SZ 6330322-A	2
64/	S		No. 10-24 x 3/4" Socket set lock screw	377720-S7-8(UU29D)	2
- X -					
60/63	X		Door and quarter -White knob	C0DZ 6430322-B	2or4
64/	X(59, 62, 63, 76)		Black knob	C4DZ 6230322-A	2
60/	X		Retainer -spring	357550-S(QQ1)	2or4

NOTE 3 - Before 10/16/61. For those From, Refer to Group 23342

* Rear door window regulator handle

FORD CAR PARTS

**BODY
SECTION 300**

1077

GROUP NUMBER	YEAR	BODY TYPE	DESCRIPTION	PART NUMBER		QTY.
				RIGHT HAND	LEFT HAND	
303A30-1 GUIDE ASSY. - QUARTER WINDOW ACTUATOR						
	61/62	A(65)	R. H.	C1AB 65303A30-C		1
	63	A(63)	L. H.	C1AB 65303A31-C		1
			5/16"-24 x .62" Hex. head screw & washer assy.	359605-S8(BB590)		6
30344-5 PLATE - QUARTER WINDOW HINGE RETAINING						
	60/64	A(76)		C0AB 7630344-A		2
			5/16" Lockwasher	34806-S7(X84)		6
			5/16" - 24 Hex. nut	33923-S7(M32)		6
303A46-7 HOUSING ASSY. - QUARTER WINDOW REGULATOR						
	64/	S	R. H.	C4SZ 63303A46-A		1
			L. H.	C4SZ 63303A47-A		1
30351 SPRING - QUARTER POWER - LIFT WINDOW REGULATOR COUNTERBALANCE						
	60/63	A(76)		*B5A 7630351-A		2
	63/64	A(63)				2
	63/	B(65)				2
	64/	S		C5SZ 6330351-A		2
303A58-9 GUIDE ASSY. - QUARTER WINDOW REGULATOR LINK						
	64/	S		C4SZ 63303A58-A	C4SZ 63303A59-A	1
	64		5/16"-24 x .62" Hex. head screw & washer assy.	359605-S8(BB590)	359605-S8(BB590)	4
303A62 BRACKET - QUARTER WINDOW REGULATOR HOUSING MOUNTING						
	64/	S		C4SZ 63303A62-A	C4SZ 63303A62-A	2
	64		5/16"-24 x .62" Hex. head screw & washer assy.	359605-S8(BB590)	359605-S8(BB590)	2
			5/16"-24 Nut & retainer assy.	*377998-S2	*377998-S2	2
30370 RETAINER ASSY. - QUARTER WINDOW GUIDE BUTTON						
	60/64			B5A 7630370-A	B5A 7630370-A	2
			1/4" External tooth lockwasher	34940-S7(X88)	34940-S7(X88)	4
			1/4" x 1" Fillister head screw	31128-S(U62)	31128-S(U62)	4
30380-1 REGULATOR ASSY. - QUARTER POWER-LIFT WINDOW - LESS MOTOR, DRIVE, COUPLING and SPRING						
- A -						
	62/63	A(62)		*C2AZ 6230380-A	C2AZ 6230381-A	1
	63	A(63)		C3AZ 6330380-A	C3AZ 6330381-A	1
	64	A(62)		C4AZ 6230380-A	C4AZ 6230381-A	1
	64	A(63)		C4AZ 6330380-A	C4AZ 6330381-A	1
	61/64	A(78)		C2AZ 7630380-B	C2AZ 7630381-B	1
- S -						
	61/63	S		C2SZ 6330380-A	C2SZ 6330381-A	1
	64	S		C4SZ 6330380-A	C4SZ 6330381-A	1
30416 EXTENSION ASSY. - QUARTER WINDOW GUIDE BRACE						
	63/64	B(65)		C3OZ 6530416-A	C3OZ 6530416-A	2
			5/16"-24 x .62" Hex. head screw & washer assy.	359605-S8(BB590)	359605-S8(BB590)	4
	63/64	B	5/16"-24 Hex. jam nut		33923-S7(M32)	8
30426-9 RETAINER ASSY. - QUARTER WINDOW TO GUIDE						
	63/	B(65)	Inner	C3OZ 6530426-A	C3OZ 6530427-A	1
			Outer	C3OZ 6530428-A	C3OZ 6530429-A	1
			1/4" Lockwasher (external tooth)	34940-S8(X88)	34940-S8(X88)	4
			1/4"-20 x 1" Fillister head screw	31128-S(U62)	31128-S(U62)	4
30484-5 EXTENSION - QUARTER WINDOW REGULATOR PANEL						
	64/	S(63)		C4SZ 6330484-A	C4SZ 6330485-A	1
	64/	S(76)		C4SZ 7630484-A	C4SZ 7630485-A	1

**BODY
SECTION 300**
FORD CAR PARTS

GROUP NUMBER	YEAR	BODY TYPE	DESCRIPTION	PART NUMBER		QTY.
				RIGHT HAND	LEFT HAND	
30492	RETAINER - QUARTER WINDOW FRONT GUIDE ROLLER					
	60	S		B8S 6330492-A	B8S 6330492-A	2
			No. 8-32 x 1/4" Cross recess round hd. screw	26457-S7(U167)	26457-S7(U167)	4
			1/4"-20 x 3/4" Hex. head bolt	20344-S8(B42)	20344-S8(B42)	4
			1/4" External tooth lockwasher	34940-S7(X88)	34940-S7(X88)	4
30504-5	FRAME ASSY. - QUARTER WINDOW GLASS					
	62/63	A(62)		C3AZ 6230504-A	*C3AZ 6230505-A	1
	64	A(62)		C4AZ 6230504-B	C4AZ 6230505-B	1
	62/	B(62)		C2OB 6230504-A	C2OB 6230505-A	1
	63/	X(59)		C3DZ 5930504-A	C3DZ 5930505-A	1
	62	X(62C)		C2DZ 6230504-A	C2DZ 6230505-A	1
	63/	X(62)				1
305A16-7	FRAME - QUARTER WINDOW					
	61	A(59, 71)		C1AZ 71305A16-B	C1AZ 71305A17-B	1
	62/	A(71)				1
30556	PIN - QUARTER WINDOW FRAME HINGE					
	60/64	A(76)		B2A 7630555-A	B2A 7630556-A	2
	63/	B(65)				2
	60/	A(76), B(65)	1/4"-20 Bolt-use to remove pin			
	60/64	A(76)	No. 10-24 x 1/4" Hex. socket set screw	356806-S8(UU29)	356806-S8(UU29)	2
	63/	B(65)				2
30702-3	RECEPTACLE ASSY. - QUARTER ASH - INCLUDES COVER					
	60/61	A(59C, 62A, 63A, 64A, F, H, 65A)		C0AB 6430702-D	C0AB 6430703-D	1
	62	A(62, 65A)				1
	60/62	A(63, 76)	Refer to Group 04821			
	62	A(65B)	Beige	C3AZ 6530702-A	C3AZ 6530703-A	1
			Black	C2AZ 6530702-ABD	C2AZ 6530703-ABD	1
			Red	C2AZ 6530702-ABF	C2AZ 6530703-ABF	1
			Gold	C2AZ 6530702-AEG	C2AZ 6530703-AEG	1
	63	A(62A, 62B, 63, 65)	Dark Blue Metallic	C3AZ 6530702-F	C3AZ 6530703-F	1
	63	A(62A, 63, 65)	Turquoise Metallic	C3AZ 6530702-D	C3AZ 6530703-D	1
			Chestnut	*C2AZ 6530702-ABB	*C2AZ 6530703-ABB	1
			Black	C2AZ 6530702-ABD	C2AZ 6530703-ABD	1
	63	A(62, 63, 65)	Red	C2AZ 6530702-ABF	C2AZ 6530703-ABF	1
			Gold	C2AZ 6530702-AEG	C2AZ 6530703-AEG	1
	63	A(62, 63B, 65A)	Beige Metallic	C3AZ 6530702-A	C3AZ 6530703-A	1
	63	A(62B)	Turquoise Metallic	C3AZ 6230702-C	C3AZ 6230703-C	1
	63	A(63C, 65B)	Rose Beige Metallic	C3AZ 6530702-E	C3AZ 6530703-E	1
	63	A(63C)	White	C3AZ 6530702-G	C3AZ 6530703-G	1
	63/64	A(75)	Refer to Group 04821			
	64	A(62, 63)	Chrome cover	C4AZ 6230702-A	C4AZ 6230703-A	1
			- B -			
	62	B(62)		C0AB 6430702-D	C0AB 6430703-D	1
	63	B(62B, 65)	Red	C2AZ 6530702-ABF	C2AZ 6530703-ABF	1
			Gold	C2AZ 6530702-AEG	C2AZ 6530703-AEG	1
			Dark Blue Metallic	C3AZ 6530702-F	C3AZ 6530703-F	1
			Turquoise Metallic	C3AZ 6230702-C	C3AZ 6230703-C	1
			Chestnut	*C2AZ 6530702-ABB	*C2AZ 6530703-ABB	1
			Black	C2AZ 6530702-ABD	C2AZ 6530703-ABD	1
			Beige Metallic	C3AZ 6530702-A	C3AZ 6530703-A	1
	63/	B(62A)	Chrome cover	C3OZ 6230702-A	C3OZ 6230703-A	1
	64	B(62B, 65)	Chrome cover	C4AZ 6230702-A	C4AZ 6230703-A	1
			- S -			
	61/63	S	Black	C1SB 6330702-C05	C1SB 6330702-C05	2
			Red	C1SB 6330702-C10	C1SB 6330702-C10	2
	62/63	S	Blue Metallic	C2SB 6330702-B01	C2SB 6330702-B01	2
			Turquoise Metallic	C2SB 6330702-B03	C2SB 6330702-B03	2
			Silver Blue Metallic	C2SB 6330702-B20	C2SB 6330702-B20	2
	63	S	Pearl Beige	C3SZ 6330702-A	C3SZ 6330702-A	2
			Chestnut Metallic	C3SZ 6330702-B	C3SZ 6330702-B	2
			Gold Metallic	C3SZ 6330702-C	C3SZ 6330702-C	2
			Rose Beige Metallic	C3SZ 6330702-D	C3SZ 6330702-D	2
	63	S(63B)	White Pearl	C3SZ 6330702-E	C3SZ 6330702-E	2

FORD CAR PARTS

BODY SECTION 300

1079

GROUP NUMBER	YEAR	BODY TYPE	DESCRIPTION	PART NUMBER		QTY.	
				RIGHT HAND	LEFT HAND		
30702-3 RECEPTACLE ASSY. - QUARTER ASH - INCLUDES COVER - continued							
- X -							
	60/62	X(59A, 64)		C0AB 6430702-D	C0AB 6430703-D	1	
	62	X(62C, *71B)				1	
	63	X(62B, 63)	Black	C2AZ 6530702-ABD	C2AZ 6530703-ABD	1	
			Red	C2AZ 6530702-ABF	C2AZ 6530703-ABF	1	
			Gold	C2AZ 6530702-AEG	C2AZ 6530703-AEG	1	
			Beige Metallic	C3AZ 6530702-A	C3AZ 6530703-A	1	
			Turquoise Metallic	C3AZ 6530702-D	C3AZ 6530703-D	1	
			Dark Blue Metallic	C3AZ 6530702-F	C3AZ 6530703-F	1	
	63	X(62C, †71D)	Black	C2AZ 6530702-ABD	C2AZ 6530703-ABD	1	
			Red	C2AZ 6530702-ABF	C2AZ 6530703-ABF	1	
			Gold	C2AZ 6530702-AEG	C2AZ 6530703-AEG	1	
			Dark Blue Metallic	C3AZ 6530702-F	C3AZ 6530703-F	1	
			Turquoise Metallic	C3AZ 6530702-D	C3AZ 6530703-D	1	
	64	X(62B, C, 63)	Chrome cover	C4AZ 6230702-A	C4AZ 6230703-A	1	
	63	X(59B, 62A)	Chrome cover	C3OZ 6230702-A	C3OZ 6230703-A	1	
	64	X(62D)				1	
30712 RECEPTACLE ASSY. - QUARTER ASH - LESS COVER							
	61	S	Refer to Group 30702-3				
30714 RETAINER ASSY. - QUARTER ASH RECEPTACLE							
	60/61	A(76B)	"Before 5/1/61"	Paint cover to match	*B8A 6330714-A	*B8A 6330714-A	2
	61/63	A(76)	"From 5/1/61"		C1AB 7630714-A	C1AB 7630714-A	2
	63	X(63, 76)				2	
	64/	X(76)				2	
	64/	A(76)	Quarter-Includes cover	C4AZ 7630714-A	C4AZ 7630714-A	2	
310A02-3 PANEL - QUARTER TRIM FINISH							
- A -							
	63	A(63C, 65B)	Aluminum	C3AZ 65310A02-A	C3AZ 65310A03-A	1	
	64	A(63C)		C4AZ 63310A02-A	C4AZ 63310A03-A	1	
	64	A(76B)		C4AZ 76310A02-A	C4AZ 76310A03-A	1	
- S -							
	61/62	S	Aluminum	C1SB 63310A02-A280	C1SB 63310A03-A280	1	
	63	S(63A, 76)				1	
	63	S(63B)	Walnut grain	C3SZ 63310A02-B	C3SZ 63310A03-B	1	
			Rosewood Beige grain	C3SZ 63310A02-C	C3SZ 63310A03-C	1	
	64/	S	Lower	C4SZ 63310A02-B	C4SZ 63310A03-B	1	
	64/	S(63B)	Upper-Horizontal grain	C4SZ 63310A02-A	C4SZ 63310A03-A	1	
310A08-9 RETAINER ASSY. - QUARTER PILLAR WINDLACE - LOWER							
	61/62	X(58A)		C0DZ 58310A08-A	C0DZ 58310A09-A	1	
	63/	X(54)				1	
31066-8 RETAINER - QUARTER TRIM PANEL							
- B -							
	62	B(62)	Paint to match	C2OZ 6231066-A	*C2OZ 6231067-A	1	
	63/64	B(62A)				1	
	63/64	B(62B)	Chrome	C3OZ 6231066-A	C3OZ 6231067-A	1	
	63/	B(65)	Chrome	C3OZ 6531066-A	C3OZ 6531067-A	1	
	62/	B(62, 65)	No. 8 x 3/8" Cross recess pan head screw	52720-S8(U380)	52720-S8(U380)	6	
- X -							
	60/62	X(59A)	Chrome-Paint if desired	C0DB 5931066-B	C0DB 5931067-B	1	
	63/	X(59)	Chrome-Paint if desired	C3DZ 5931066-A	C3DZ 5931067-A	1	
	60/62	X(64)	Chrome-Paint if desired	C0DB 6431066-C	C0DB 6431067-C	1	
	62	X(62C)				1	
	63/	X(62A)				1	
	64/	X(62D)				1	
	63/	X(62B, C)	Chrome	C3DZ 6231066-A	C3DZ 6231067-A	1	
	63/	X(63)	Chrome	C3DZ 6331066-A	C3DZ 6331067-A	1	
	63/	X(76)	Chrome	C3DZ 7631066-A	C3DZ 7631067-A	2	
			No. 8 x 3/8" Cross recess pan head screw	52720-S8(U380)	52720-S8(U380)	4	

* With Bucket Seat

† With Bucket Seat-on Rear Door

GROUP NUMBER	YEAR	BODY TYPE	DESCRIPTION	PART NUMBER		QTY.
				RIGHT HAND	LEFT HAND	
31090-1 SHIELD - QUARTER TRIM WATER						
	60/	A, B, S, X	Refer to Group 20318			
31106-7 FILLER - QUARTER TRIM PANEL TO REAR SEAT CUSHION						
	62/	B(62)		C2OZ 6231106-B	C2OZ 6231107-B	1
	63/	B(65)		C3OZ 6531106-A	C3OZ 6531107-A	1
	62/	B(62)	No. 8-15 x 3/4" Cross	52360-S13(U294)	52360-S13(U294)	2
	63/	B(65)	recess oval head screw			4
	60/62	X(58A)	Aluminum	C0DB 5831106-B	C0DB 5831107-B	1
	63	X(54) "Before 11/1/62"				1
	63/	X(54) "From 11/1/62"	Cut from C3AZ 6221550-A piece approx. 4' long			2
	60/62	X(64)	Aluminum	C0DB 6431107-A	C0DB 6431107-A	2
	62	X(62C)				2
	63/	X(62, 63)				2
	60/62	X(58A, 62C, 64)	No. 8 x 3/4" Cross recess	52360-S13(U294)	52360-S13(U294)	2 or 4
	63/	X(54, 62, 63)	oval head screw			2 or 4
	63/	X(54)	No. 8-15 Spring nut	45174-S8(M138)	45174-S8(M138)	2
31122-3 MOULDING ASSY. - QUARTER TRIM - CENTER						
	63	A(63C, 65B)		C3AZ 6531122-A	C3AZ 6531123-A	1
31214-5 MOULDING ASSY. - QUARTER TRIM - LOWER						
	62/63	A(65B)		C3AZ 6531214-A	C3AZ 6531215-A	1
	62/63	A(76B)		C3AZ 7631214-A	C3AZ 7631215-A	1
	63	A(63C)		C3AZ 6331214-A	C3AZ 6331215-A	1
31232-3 RETAINER - QUARTER TRIM PANEL TO ROCKER PANEL						
	62/	B(62)		C2OZ 6231232-A	C2OZ 6231233-A	1
	63/	B(65)		C3OZ 6531232-A	C3OZ 6531233-A	1
	60/62	X(59A, 64, 78A)		C0DZ 6431232-A	C0DZ 6431232-A	2
	62	X(62C)				2
	63	X(59, 62, 78)				2
	64/	X(62)				2
	64/	X(59, 78)		C4DZ 5931232-A	C4DZ 5931232-A	2
31234-5 FILLER - QUARTER TRIM PANEL TO WHEELHOUSE						
	60/	X(59)		C0DB 5931234-B	Refer to Group 31383	1
			No. 8-15 x 3/4" Cross recess oval head screw	52360-S13(U294)	52360-S13(U294)	3
	63/	X(63)	Paint to match	C3DZ 6331234-A	C3DZ 6331235-A	1
31240-1 RETAINER - QUARTER TRIM PANEL WATER SHIELD						
	63/	X(63, 76)		C3DZ 7631240-A	C3DZ 7631241-A	1
			No. 10-16 x 1/2" Pan head screw	350754-S8(UU86)	350754-S8(UU86)	2

FORD CAR PARTS

BODY SECTION 300

1081

GROUP NUMBER	YEAR	BODY TYPE	DESCRIPTION	PART NUMBER		QTY.
				RIGHT HAND	LEFT HAND	
31346-7 RETAINER - QUARTER PILLAR WINDLACE - LOWER						
	62/	B(54)		C3OZ 5431346-B	C3OZ 5431346-B	2
			No. 8-15 x 1" Cross recess oval head screw	52376-S13(U296)	52376-S13(U296)	2
	63/	B(71)		C3OZ 7131346-A	C3OZ 7131347-A	1
31383 FILLER - QUARTER TRIM PANEL TO WHEELHOUSE						
	60/	X(59)		Refer to Group 31234-5	C0DB 5931383-A	1
			No. 8-15 x 3/4" Cross recess oval head screw	52360-S13(U294)	52360-S13(U294)	3
31481 RETAINER - QUARTER BELT TRIM PANEL						
	63	B(71B, 71E)	Chrome		C3OZ 7131481-B	1
	64/	B(71B)				1
	63/	B(71D)	Paint to match		C3OZ 7131481-A	1
	60/62	X(59A, 71)	Paint to match		C0DB 5931481-CP	1
	63	X(59A, 71A)				1
	63	X(59B, 71B, 71C, 71D)	Chrome-Paint if desired		C3DZ 5931481-A	1
	64/	X(59, 71)				1
	63/	X(59, 71)	No. 8-15 x 1/2" Cross recess pan head screw		52726-S13(U381)	3
31490-1 CAP - QUARTER TRIM PANEL - UPPER - INCLUDES ATTACHING PARTS						
	64/	S(76)	Paint to match	C4SZ 7631490-A	C4SZ 7631491-A	1
31494-3 RETAINER - QUARTER WHEELHOUSE TRIM						
	63/	B(71)		C3OZ 7131494-A	C3OZ 7131495-A	1
			No. 8-15 x 1/2" Cross recess pan head screw	52726-S13(U381)	52726-S13(U381)	4
	60/61	X(59A, 78A) - "Before 2/1/61"		C0DB 5931494-A	C0DB 5931495-A	1
	61/	X(78) "From 2/1/61"				1
	60/	X(71)		*C1KB 7131494-A	C1KB 7131495-A	1
	61/	X(59) "From 2/1/61"				1
	60/	X(59, 71, 78)	No. 8 x 3/8" Cross recess pan head self tapping screw	52720-S8(U380)	52720-S8(U380)	4
	60/	X(59, 71)	No. 8 x 1" Cross recess oval head self tapping screw	52376-S13(U296)	52376-S13(U296)	4
31662 CLIP - QUARTER ARM REST						
	60/62	X(59A, 64)		B5A 7031662-A	B5A 7031662-A	2
	62	X(62C)				2
	62/64	B(62A)				2
	63	X(59, 62)				2
31796-7 MOULDING ASSY. - QUARTER ARM REST						
	63	A(62B, 63B, 65), X(62C)		C3AZ 6231796-A	C3AZ 6231797-A	1
	64	A(62B, 63B), B(62B, 65), X(62B, 62C, 63B, 63C)				1

GROUP NUMBER	YEAR	BODY TYPE	DESCRIPTION	PART NUMBER	QTY.
40110 DOOR ASSY. - LUGGAGE COMPARTMENT - Less Lock and Hinges. Drill Holes as required.					
- A -					
	61	A(54A, 62A, 65A, 75A)		C1AB 6240110-B	1
	61	A(58, 63A, 64, 76B)		C1AB 6340110-B	1
	61	A(except 59, 71)	Bumper	374218-S(CC27)	2
	62	A(54, 62, 65, 75)		C2AZ 6240110-B	1
			No. 8-15 x 1/2" Cross recess pan head screw	52726-S13(U381)	4
	62	A(76)		C2AZ 7640110-B	1
	62	A(54, 62, 65, 75, 76)	Bumper	374218-S(CC27)	2
	63	A(except 71)		C3AZ 6240110-A	1
	64	A(except 71)		C4AZ 6240110-A	1
			5/16"-24 x 1 1/8" Hex. washer head screw	353483-S2(BB588)	4
- B -					
	62/63	B(except 71)		C2OZ 6240110-B	1
			Bumper assy.	C2OZ 6243634-A	2
	64	B(except 71)		C4OZ 6240110-B	1
- S -					
	61/63	S(63)		C1SZ 6340110-B	1
	61/63	S(76)		C1SZ 7640110-B	1
	64	S(63)		C4SZ 6340110-A	1
	64	S(76)		C4SZ 7640110-A	1
- X -					
	60/62	X(58A, 62C, 64)		C2DZ 6240110-B	1
	63	X(54, 62, 63, 76)			1
	64	X(54, 62, 63, 76)		C4DZ 6240110-A	1
40130 BRACKET ASSY. - LUGGAGE COMPARTMENT DOOR BUMPER					
	64/	S(76)		C4SZ 7640130-A	2
402A06 RETAINER - TAIL GATE LOWER WEATHERSTRIP ASSEMBLY - Paint to Match					
	63/	A(71) "From 5/15/63"		C3AZ 71402A06-A	1
			No. 6 x 1/2" Binding head sheet metal screw	32921-S7-8(U334)	11
	63/	B(71)		C3OZ 71402A06-C	1
	64/	B(71)	No. 8-15 x 1" Cross recess oval head screw	52376-S13(U296)	7or8
	63/	X(59, 71, 78) - "From 4/15/63"		C3DZ 59402A06-A	1
40248 RETAINER - BACK BELT MOULDING					
- A -					
	63	A(63)		C3AZ 6340248-B	3
	63	A(63)	Outer	C3AZ 6340248-C	2
			No. 8-15 x 5/8" Cross recess oval head screw	53027-S13(U278)	2
	63/64	A(63)	Intermediate	C3AZ 6340248-D	2
- X -					
	63/64	X(63) "Before 5/1/64"	Used with vinyl roof cover	C3DZ 6340248-A	6
	64/	X(63) "From 5/1/64"	Refer to Group 20850		
40282 LETTER - GRILLE, LUGGAGE COMPARTMENT DOOR, LOWER BACK PANEL, SPARE WHEEL COVER OR TAIL GATE -					
- Includes attaching parts					
- A -					
	60	A(except 58F, 59, 64H, 66C, 71)	"F"-On outside spare wheel cover	B8A 7040282-A	1
			"O"	B8A 7040282-B	1
			"R"	B8A 7040282-C	1
			"D"	B8A 7040282-D	1
			1/8" Sleeve nut	373528-S32(MM227)	8
	60	A(58A, 64A)	"F"-Includes attaching parts	C0AB 16606-A	1
			"A"	★ C0AB 6440282-A	2
			"I"	★ C0AB 6440282-B	1
			"R"	C0AB 16606-C	1
			"L"	★ C0AB 6440282-C	1
			"N"	★ C0AB 6440282-D	1
			"E"	★ C0AB 6440282-E	1
			1/8" Sleeve nut	373528-S32(MM227)	16

FORD CAR PARTS

BODY SECTION 400

1083

GROUP NUMBER	YEAR	BODY TYPE	DESCRIPTION	PART NUMBER	QTY.
40282		LETTER - GRILLE, LUGGAGE COMPARTMENT DOOR, LOWER BACK PANEL, SPARE WHEEL COVER or TAIL GATE - continued - Includes attaching parts			
- A -					
62		A(54, 62, 65, 75, 76)	"G"	C2AZ 6240282-A	1
63		A(except 54E, 62E, 71)	"A"	C2AZ 6240282-B	1
			"L"	C2AZ 6240282-C	2
			"X"	C2AZ 6240282-D	1
			"T"	C2AZ 6240282-E	1
			"E"	C2AZ 6240282-F	1
63		A(54E, 62E)	Refer to Chassis Group 16606		
64		A(54E, 62E)	"F"	C4AZ 6240282-E	1
			"O"	C4AZ 6240282-F	1
			"R"	C4AZ 6240282-G	1
			"D"	C4AZ 6240282-H	1
64		A(54A, B, 57, 62A, B, 63, 76)	"F"	C4AZ 6240282-A	1
			"O"	C4AZ 6240282-B	1
			"R"	C4AZ 6240282-C	1
			"D"	C4AZ 6240282-D	1
64		A(71B, C)	Refer to Chassis Group 16606		
- B -					
64		B	"F"-On hood	C4OZ 6240282-A	1
64		B(54, 62, 65)	-On hood and tailgate		1
64		B(71)	-On tailgate		1
			"O"	C4OZ 6240282-B	1
			"R"	C4OZ 6240282-C	1
			"D"	C4OZ 6240282-D	1
- X -					
61		X(58A, 64)	"F"	C1DB 6440282-A	1
			"A"	C1DB 6440282-B	1
			"L"	C1DB 6440282-C	1
			"C"	C1DB 6440282-D	1
			"O"	C1DB 6440282-E	1
			"N"	C1DB 6440282-F	1
			1/8" Crown nut (self-threading)	374046-S7-8(MM116)	10
			1/8" Sleeve nut-for letter "C"	353577-S2(MM222)	2
62		X(58A, 59A, 64A, 71)	"F"	C2DZ 16606-A	1
63		X(54A, 59, 62A, 63C, 71, 76B, 78)	"A"-Cut studs as required	C2DZ 6440282-A	1
			"L"-Cut studs as required	C2DZ 6440282-B	1
			"C"	C2DZ 6440282-C	1
			"O"	C2DZ 16606-B	1
			"N"-Cut studs as required	C2DZ 6440282-D	1
62		X(62C, 64C)	"F"	C2DZ 16606-A	1
63		X(54B, 62B, 62C, 63B, 76A)	"U"	C2DZ 6440282-E	1
			"T"	C2DZ 6440282-F	1
62		X(62C, 64C)	"U"	C2DZ 6440282-G	1
63		X(54B, 62B, 62C, 63B, 76A)	"U"	C2DZ 6440282-E	1
62		X(62C, 64C)	"R"-Cut studs as required	C2DZ 16606-C	1
63		X(54B, 62A, 62C, 63B, 76A)	"A"	C2DZ 6440282-A	1
64/		X(except 66, 78)	"F"	C4DZ 16606-A	1
			"A"	C4DZ 6240282-A	1
			"L"	C4DZ 6240282-B	1
			"C"	C4DZ 6240282-C	1
			"O"	C4DZ 16606-B	1
			"N"	C4DZ 6240282-D	1
64/		X(66, 78)	Refer to Chassis Group 16606		

GROUP NUMBER	YEAR	BODY TYPE	DESCRIPTION	PART NUMBER	QTY.
40300 PANEL ASSY. - BACK					
	60/	X(66)		C0DB 6640300-B	1
	60/	X(66)	No. 8 x 3/8" Cross recess pan head screw	52720-S8 (U380)	11
40308-9 GUSSET - LOWER BACK PANEL - SIDE					
	64/	S	R. H.	C4SZ 63403C08-A	1
			L. H.	C4SZ 63403C09-A	1
40310 PANEL ASSY. - UPPER BACK					
- A -					
	61	A(54A, 62A, 65A, 75A)		★C2MB6240310-A	1
	62	A(54, 62, 65, 75)		★C2AB 6240310-A	1
	63	A(54, 62, 65, 75)		C3AZ 6240310-A	1
	63	A(63)		C3AZ 6340310-B	1
	63	A(76)		C3AZ 7640310-A	1
	64	A(57)		C4AZ 5740310-A	1
	64	A(54, 62)		C4AZ 6240310-A	1
	64	A(63)		C4AZ 6340310-A	1
	64	A(76)		C4AZ 7640310-A	1
- B -					
	62/	B(54, 62)		C2OZ 6240310-B	1
	63/	B(65)		C3OZ 6540310-B	1
- S -					
	60	S(63A)		★B8S 6340310-A	1
	61/63	S(63)		C1SZ 6340310-C	1
			1/4"-20 x 1.18" Bolt & retainer assy.	★359152-S2	5
			No. 10 Internal tooth lockwasher	34903-S8(X96)	5
			1/4"-20 Hex. nut	33795-S7(M49)	5
	64/	S(63)		C4SZ 6340310-A	1
- X -					
	62	X(62C)		C2DZ 6240310-A	1
	63	X(54, 62)			1
	63	X(63)		C3DZ 6340310-A	1
	63	X(76)		C3DZ 7640310-A	1
	64/	X(54, 62)		C4DZ 6240310-B	1
	64/	X(63)		C4DZ 6340310-A	1
	64/	X(76)		C4DZ 7640310-A	1
40310 BRACKET - LOWER BACK FINISH PANEL					
	64/	S		C4SZ 63403C10-A	2
40312-3 BRACKET - LOWER BACK FINISH PANEL - SIDE					
	64/	S	R. H.	C4SZ 63403C12-A	1
			L. H.	C4SZ 63403C13-A	1
40320 PANEL ASSY. - BODY - LOWER BACK - Also refer to Group 40324					
	60	A(except 59, 71)		★C0AB 6440320-J	1
	62	A(except 71)	Less holes	C2AZ 6240320-A	1
	63	A(except 71)	Less holes	C3AZ 6240320-A	1
	64	A(except 71)		C4AZ 6240320-A	1
	62	B	Less holes	C2OZ 6240320-A	1
	63	B(except 71)	Less holes	C3OZ 6240320-A	1
	64	B(54, 62, 65)		C4OZ 6240320-A	1
	64/	X(54, 62, 63, 76)		C4DZ 6240320-B	1
40324 PANEL - LOWER BACK - Also refer to Group 40320					
	61	A(except 59, 71)		C1AB 6240324-A	1
	61	A(59, 71)		C3AZ 7140324-A	1
	63	A(71)			1
	62	A(71)		C4AZ 7140324-A	1
	64	A(71)			1
	61/63	S	When used on S(63)-use (2) C1SB 63403A40-A braces	C1SZ 7640324-B	1
	64/	S(63)			
	64/	S(76)		C6SZ 6340324-A	1
	60/62	X(58A, 62C, 64)		C6SZ 7640324-A	1
	63	X(54, 62, 63, 76)		C2DB 6440324-B	1
					1

FORD CAR PARTS

BODY SECTION 400

1085

GROUP NUMBER	YEAR	BODY TYPE	DESCRIPTION	PART NUMBER	QTY.
403A24-5 PANEL - BODY REAR SIDE - UPPER					
	60/	X(66)	R. H.	C0DB 66403A24-A	1
			L. H.	C0DB 66403A25-A	1
403B26-7 PANEL - LOWER BACK PANEL TO BUMPER					
	61/63	S(63)		C1SZ 63403B26-A	1
	61/63	S(76)	Cut openings for luggage compartment hinges		1
	64/	S		C6SZ 63403B26-A	1
403C28 GRILLE ASSY. - UPPER BACK PANEL VENTILATING AIR					
	64/	S(63)		C4SZ 63403C28-A	1
403C30-1 FILLER ASSY. - UPPER BACK PANEL					
	64/	S(76)	R. H.	C4SZ 76403C30-A	1
			L. H.	C4SZ 76403C31-A	1
			No. 8-18 x 1/4" Pan head screw	*52715-S2	2
403B34 SHIELD - LOWER BACK PANEL SPLASH					
	61/63	S(63)	R. H. -20.84" long	C1SZ 63403B34-A	1
			L. H. -Cut to fit		1
	61/63	S(76)	Outer-Cut to fit		2
			R. H. -Inner-cut to fit		1
			L. H. -Inner-cut to fit		1
	61/63	S	Clip	374526-S2(GG205)	14or18
	64/	S(76)		C4SZ 76403B34-A	1
			No. 8-15 x 1" Cross recess oval head screw	52376-S13(U296)	11
40338 REINFORCEMENT - LOWER BACK CENTER PANEL					
	64/	S		C4SZ 6340338-A	1
403A40-1 BRACE - LOWER BACK PANEL UPPER FLANGE TO FLOOR					
	62/63	B(except 71)	R. H.	C2OZ 62403A40-A	1
			L. H.	C2OZ 62403A41-A	1
	61/63	S(63)		C1SB 63403A40-A	2
403C50 SHIELD - LUGGAGE COMPARTMENT DOOR TO FILLER					
	64/	S(63)	Black	C4SZ 63403C50-A	1
			Light Gray	C4SZ 63403C50-AAC	1
			Retainer	C2OZ 6204439-A	16
403A52 LIFT ASSY. - UPPER BACK FINISH PANEL - LESS MOTOR & COUPLING - Refer to Group 46593 for coupling					
	60	S(76A)	Including R. H. hinge assy.	B9SB 76403A52-A	1
	61/63	S(76)	Including R. H. hinge assy.	C1SZ 76403A52-A	1
	60/63	S(76)	5/16"-18 Retainer assy. (nut)	370328-S2(MM188)	1
			5/16"-18 x 7/8" Hex. head bolt	20366-S8(B52)	3
			5/16" Lockwasher	34806-S7(X64)	3
			1/4"-20 x 5/8" Hex. head bolt	20324-S8(B41)	2
			1/4" Lockwasher (external tooth)	34940-S7-8(X88)	2
			1/4" Flat washer	44719-S8(X17)	2
			1/4"-20 Hex. nut	33795-S7(M49)	2
	64	S(76)	Includes R.H. hinge assy.	C4SZ 76403A52-C	1
	64/		5/16"-24 Retainer assy.	359952-S2(MM198)	3
			5/16"-24 x 1" Hex. head bolt	20387-S8(B157)	2
			5/16" Flat washer	44722-S8(X19)	2
			5/16" Lockwasher	34806-S7(X64)	2
			5/16"-24 Hex. nut	33798-S8(M62)	2
	60/	S(76)	L. H. hinge-refer to Group 403A62-3		
403C52 RETAINER - UPPER BACK PANEL VENTILATING AIR GRILLE					
	64/	S(63)		C4SZ 63403C52-A	5 or 7

GROUP NUMBER	YEAR	BODY TYPE	DESCRIPTION	PART NUMBER	QTY.
403A63	HINGE ASSY. - UPPER BACK FINISH PANEL				
61/63	S(76)		L. H.	C1SB 76403A63-A	1
60/63	S(76)		5/16"-18 Retainer assy. (nut)	370328-S2(MM188)	1
			5/16"-18 x 7/8" Hex. head bolt	20366-S8(B52)	2
			5/16" Lockwasher	34806-S7(X64)	2
			1/4"-20 x 5/8" Hex. head bolt	20324-S8(B41)	2
			1/4" Lockwasher (external tooth)	34940-S7-8(X88)	2
			1/4" Flat washer	44719-S8(X17)	2
			1/4"-20 Hex. nut	33795-S7(M49)	2
64	S(76)		L. H.	C4SZ 76403A63-B	1
			5/16"-24 Retainer assy. (nut)	359952-S2(MM198)	3
			5/16"-24 x 1 1/8" Hex. washer head bolt	353483-S2(BB588)	3
			5/16"-24 x 1" Hex. head bolt	20387-S8(B157)	2
			5/16" Washer (flat)	44722-S8(X19)	2
			5/16" Lockwasher	34806-S7(X64)	2
			5/16" Hex. nut	33798-S8(M62)	2
60/	S(76)		R. H. -Refer to Group 403A52		
40368	RETAINER ASSY. - LOWER BACK PANEL MOULDING				
61	A(except 59, 71)			C1AB 6240368-A	8
63	A(54A, 62A, 63, 65, 71B, C, 75, 76)	Front fender		C2OZ 6240368-A	6
64	A(63, 71B, 71C)	Back belt moulding-with vinyl roof cover			AR
62	B(54B, 62B)			C2OZ 6240368-A	6
63	B(54B, 62B, 65)				6
64	B(54A, 62A)			C4OZ 6240368-A	6
63	X(63C)	Back belt moulding-used with vinyl roof cover		C2OZ 6240368-A	2
403A70	MOULDING - TAIL GATE OUTSIDE BELT - continued - Includes attaching parts				
60/63	X(66A)	Paint to match		C0DB 66403A70-A	1
61/62	X(66A)	Chrome		C0DB 66403A70-B	1
64/	X(66A)				1
63/	X(66B)				1
40372-3	MOULDING - LOWER BACK PANEL				
60	A(54A, 62A, 63A, 75A, 76B)	R. H. -Includes attaching parts		C0AB 6440372-A	1
		L. H.		C0AB 6440373-A	1
		Retainer		C0AZ 6442527-B	6
		No. 10-24 Nut & washer assy.		353911-S100(MM191-E)	6
403A72	PLATE - LOWER BACK PANEL NAME -Includes attaching parts				
64	B(54A, 62A)	"Fairlane"		C4OZ 62403A72-A	1
60	X(58A, 64A)	"Falcon"		C0DB 64403A72-A	1
403A78	PANEL ASSY. - UPPER BACK FINISH				
61/63	S(76)			C1SZ 76403A78-B	1
64	S(76)			C4SZ 76403A78-C	1
40380-1	PANEL - LOWER BACK SIDE				
64/	S	R. H.		C4SZ 6340380-A	1
		L. H.		C4SZ 6340381-A	1
40382	FILLER - LOWER BACK CENTER PANEL TO REINFORCEMENT				
64/	S(63)			C4SZ 6340382-A	1
64/	S(76)			C4SZ 7640382-A	1
403A84-5	BRACE ASSY. - LOWER BACK PANEL TO FLOOR - OUTER				
64	S(76)	R. H.		C4SZ 76403A84-A	1
		L. H.		C4SZ 76403A85-A	1
40392	SCREEN - UPPER BACK PANEL VENTILATING AIR GRILLE				
64/	S(63)			C4SZ 6340392-A	1
40396-7	BRACE - LOWER BACK PANEL FLOOR - INNER				
64/	S(76)	R. H.		C5SZ 7640396-A	1
		L. H.		C5SZ 7640397-A	1

FORD CAR PARTS

BODY SECTION 400

1087

GROUP NUMBER	YEAR	BODY TYPE	DESCRIPTION	PART NUMBER	QTY.	
404A10-1 PROP ASSY. - LIFT GATE						
	60	A(59C, E, 71)	R. H.	C0AB 59404A10-B	1	
			L. H.	C0AB 59404A11-B	1	
			Spacer-.40" thick-Top	B8A 5943958-A	2	
			Spacer-1.01" thick-Bottom	C0AB 5943958-A	2	
			.51" Special spring washer	356468-S13(XX363)	4	
			5/16"-24 x 1.23" Hex. head shoulder bolt-Bottom	370637-S100(BB464)	2	
			5/16"-24 x 1.88" Hex. head shoulder bolt-Top	359329-S100(BB493)	2	
			5/16" Internal tooth lockwasher	34906-S8(X98)	4	
40426 BUMPER ASSY. - TAIL GATE TO PILLAR						
	63	B(71)	"Before 12/15/62" On tail gate	C3OZ 7140426-A	2	
	63/	B(71)	"From 12/15/62" On tail gate or pillar	C3OZ 7140426-B	2	
			No. 8-18 x 3/8" Pan head self tapping screw	52720-S8(U380)	8	
40440 REINFORCEMENT - LOWER BACK PANEL-CENTER						
	64/	S(76)		C4SZ 7640440-A	1	
GROUP NUMBER	YEAR	BODY TYPE	DESCRIPTION	PART NUMBER		QTY.
40462-3 PANEL - REAR CORNER INNER FINISH - LOWER						
	61/63	A(59, 71)	Paint to match	C2MY 7140462-A	C2MY 7140463-A	1
	61	A(59, 71)	Retainer	* C1AB 59423A78-A	C1AB 59423A78-A	2
	64	A(71)		C4AZ 7140462-A	C4AZ 7140463-	1
	61/	A(59, 71)	No. 8 x 1 1/4" Cross recess washer head screw	351746-S13(UU89)	351746-S13(UU89)	4or8
	63/	A(71)	No. 8 x 1" Cross recess oval head screw	52376-S13(U296)	52376-S13(U296)	2
	63/	B(71)		C3OZ 7140462-A	C3OZ 7140463-B	1
	63/	B(71), X(71)	No. 8-15 x 3/4" Cross recess oval head screw	52360-S13(U294)	52360-S13(U294)	9
	60/64	X(59, 71, 78)		C0DB 5940462-AP		1
	60/	X(59, 71, 78)		C0DB 5940463-AP		1
			No. 8 x 1" Cross recess oval head screw	52376-S13(U296)	52376-S13(U296)	8
			No. 6 x 1/2" Cross recess oval head screw	52342-S13(U290)	52342-S13(U290)	6
GROUP NUMBER	YEAR	BODY TYPE	DESCRIPTION	PART NUMBER	QTY.	
40502 PANEL ASSY. - UPPER BACK FINISH						
	60	S(76A)		*B8S 7640502-A	1	
405A08 HINGE ASSY. - FUEL FILLER DOOR						
	61/63	S		C1SB 63405A08-A	1	
405B12 HOUSING ASSY. - FUEL TANK FILLER PIPE - CENTER						
	64/	S		C4SZ 63405B12-A	1	
			No. 10-12 x 1" Hex. washer head screw	42152-S7-8(U251)	4	
			No. 10-24 x 1/2" Hex. washer head screw	40918-S8(U260)	4	
40513 PANEL - LOWER BACK PANEL FUEL FILLER LID FINISH - Aluminum						
	60	A(54A, 62A, 63A, 75A, 76B)		C0AB 6240513-A	1	
	61	A(54A, 62A, 63A, 65A, 75A, 76B)		C1AB 6240513-A	1	
	62	A(54A, 62A, 65, 75, 76)		C2AB 6240513-B	1	
	63	A(54A, 62A, 63, 65, 75, 76)		C3AZ 6240513-B	1	
	63	A(54B, 62B)	Includes attaching parts	C3AZ 6240513-A	1	
	64	A(54A, 57, 62A, 63, 76)	Bright finish-Includes attaching parts	C4AZ 6240513-C	1	
	62	B(54B, 62B)		C2OZ 6240513-A	1	
	63	B(54A, 62A)		C3OZ 6240513-B	1	
	63	B(54B, 62B, 65)		C3OZ 6240513-A	1	
	64	B(54B, 62B, 65)	Includes attaching parts	C4OZ 6240513-A	1	
405A18 LID ASSY. - FUEL FILLER OPENING - WITH HINGES						
	61	A(except 59, 71)	Drill holes as required	C1AB 64405A18-A	1	
	61	A(59, 71)	Refer to Group 405A26			
	61	S	Refer to Group 405A60			

GROUP NUMBER	YEAR	BODY TYPE	DESCRIPTION	PART NUMBER	QTY.
405A22 BUMPER - FUEL FILLER OPENING LID					
	62/63	A(except 71)	Use 375838-S(CC-32)		2
	61/63	S	Use 375838-S(CC32)		2
405A24-5 SPRING - FUEL FILLER OPENING LID HINGE					
	61	A(except 59, 71)		C1AB 62405A24-A	1
	63/64	A(71)	Top-Painted Black	C3AZ 71405A24-A	1
			Bottom-Painted Yellow	C3AZ 71405A25-A	1
	64	A(except 71)		C4AZ 62405A24-A	1
	62	B		C2OB 62405A24-A	1
	63	B(except 71)			1
	64	B(54, 62, 65)		C4OZ 62405A24-A	1
	61/63	S		C1SB 63405A24-A	2
	64	S		C4SZ 63405A24-A	1
405A26 LID ASSY. - FUEL FILLER OPENING					
- A -					
	61	A(except 59, 71)	Refer to Group 405A18		
	61	A(59, 71)		C1AB 59405A26-C	1
			No. 12-11 x 5/8" Cross recess pan head screw & washer assy.	373284-S7(BB630)	2
	62	A(71A, D, E)	With wood grain transfer	C2AB 71405A26-A	1
	62	A(71B, 71C)	Without wood grain transfer	C2AZ 71405A26-B	1
	62	A(71)	Bumper	354860-S(CC6)	1
	62	A(except 71)	NOTE 2	C2AB 62405A26-A	1
	63	A	NOTE 2	C3AZ 62405A26-B	1
	62/63	A(except 71)	Bumper	375838-S(CC32)	2
			No. 12-11 x 5/8" Cross recess pan head screw and washer assy.	373284-S7(BB630)	4
	63/64	A(71)		C4AZ 71405A26-A	1
			Bumper	358713-S(CC16)	1
			No. 12-11 x 5/8" Pan head screw & washer assy.	373284-S7(BB630)	3
	64	A(except 71)		C4AZ 62405A26-A	1
- B -					
	62/63	B(except 71)	NOTE 2	C2OZ 62405A26-A	1
			Bumper	372617-S(CC24A)	2
	62/63	B	No. 12-11 x 5/8" Cross recess pan head screw and washer	373284-S7(BB630)	2or4
	64	B(54A, 62A)		C4OZ 62405A26-B	1
	64	B(54B, 62B, 65)		C4OZ 62405A26-A	1
	64	B(except 71)	Bumper	375838-S(CC32)	2
			No. 10-24 x .62" Hex. head screw & washer assy.	*378632-S8	4
- S -					
	61	S	Refer to Group 405A60		
	64/	S		C4SZ 63405A26-B	1
	64	S	Bumper	375838-S(CC32)	2
405A48 MOULDING - LOWER BACK PANEL FUEL FILLER LID - Includes attaching parts					
	60	A(54A, 62A, 63A, 75A, 76B)	Aluminum	C0AB 63405A48-A	1
			Retainer	C0AZ 6442527-B	2
			No. 10-24 Nut & washer assy.	353911-S100(MM191-E)	2
	64	B(54A, 62A)		C4OZ 62405A48-A	1
	64	B(54B, 62B, 65)		C4OZ 62405A48-B	1
	64	B(71D)		C4OZ 71405A48-A	1
	64	S		C4SZ 63405A48-A	1
	64	X(66, 71B)		C4DZ 59405A48-A	1
405A60 PANEL ASSY. - FUEL FILLER DOOR					
	61	A(except 59, 71)	Refer to Group 405A18		
	61	A(59, 71)	Refer to Group 405A26		
	61/63	S		C1SB 63405A60-A	1
			Bumper	375838-S(CC32)	2

Note 2 - Refer to Group 40513 when finish panel is desired

FORD CAR PARTS

**BODY
SECTION 400**

1089

GROUP NUMBER	YEAR	BODY TYPE	DESCRIPTION	PART NUMBER	QTY.
405A66 MOULDING ASSY. - FUEL FILLER OPENING LID					
	61	A(except 59, 71)	Includes attaching parts	C1AB 62405A66-A	1
			No. 8 x 1/2" Cross recess pan head screw	52726-S13(U381)	2
	64	B(71B)	Includes White finish panel & attaching parts	C4OZ 71405A66-A	1
			Includes Red finish panel & attaching parts	C4OZ 71405A66-B	1
			Includes Black finish panel & attaching parts	C4OZ 71405A66-C	1
405A70 RETAINER - FUEL FILLER OPENING LID ORNAMENT - Includes attaching parts					
	61	A(58, 64)		C1AB 64405A70-A	1
			3/16" Nut (self-threading crown)	373049-S(MM117)	2
	62	A(54A, 62A, 65A, 75A, 76A)		C2AB 62405A70-B	1
			3/16" Nut (self-threading crown)	373049-S(MM117)	4
40582-3 HINGE ASSY. - UPPER BACK FINISH PANEL					
	60/	S(76)	R. H. -Refer to Group 403A52 L. H. -Refer to Group 403A62-3		
405A86 ORNAMENT ASSY. - FUEL FILLER OPENING LID - Includes attaching parts					
	61	A(58, 64)	Less attaching parts	C1AB 64405A86-A	1
	60	A(except Fairlane)	On hood		1
	61	A(58, 64)	Retainer	C1AB 64405A70-A	1
			3/16" Nut (self-threading crown)	373049-S(MM117)	2
	62	A(54A, 62A, 65A, 75A, 76A)	"500"-less attaching parts	C2AZ 62405A86-A	1
			Retainer	C2AB 62405A70-B	1
			3/16" Nut (self-threading crown)	373049-S(MM117)	4
	62	A(65B, 76B)	"500 XL"	C2AZ 76405A86-A	1
	63	A(54A, 62A, 63B, 65A, 75A, 76A)	"500"	C3AZ 62405A86-A	1
	63	A(63C, 65B, 75C, 76B)	"500 XL"	C3AZ 65405A86-A	1
	64	A(54B, 62B)		C4AZ 62405A86-A	1
	62	B(54A, 62A)		C2OZ 62405A86-A	1
	62	B(54B, 62B)		C2OZ 62405A86-B	1
	63	B(except 71)			1
405A90 EXTENSION - FUEL FILLER HOUSING					
	62	A(except 71)	Refer to Group 40320		
405A98 COLLAR - QUARTER PANEL FUEL FILLER OPENING					
	63	A(71)		C4MY 71405A98-A	1
	64	A(71)		C4AZ 71405A98-A	1
406A00 BRACKET ASSY. - LUGGAGE COMPARTMENT DOOR HYDRAULIC LIFT TO FLOOR					
	61/63	S(76)		C1SB 76406A00-A	2
	64/	S(76)		C4SZ 76406A00-B	2
	61/	S(76)	5/16"-24 x 1 1/4" Hex. head bolt	20427-S8(Z158)	4
			5/16" Flat washer	44725-S8(X22)	4
			5/16" Lockwasher (internal & external tooth)	356309-S7(XX299)	4
406A06-8 HOSE ASSY. - LUGGAGE COMPARTMENT DOOR HYDRAULIC LIFT					
	60	S(76A)	Lower-approx. 62" long	C0SB 76406A06-A	2
			Upper to pump-approx. 159" long	B9SB 76406A07-A	2
	61/62	S(76)	Lower -approx. 83" long	C1SB 76406A06-A	1
			Upper to pump-approx. 103" long	C1SB 76406A07-A	1
	61/63	S(76)	Lower to pump-approx. 16" long	C1SB 76406A08-A	1
	63	S(76)	Lower-approx. 82 1/2" long	C3SZ 76406A06-A	1
			Upper to pump-approx. 102 1/2" long	C3SZ 76406A07-A	1
	64/	S(76)	Upper -approx. 128" long	C4SZ 76406A07-A	1
			Lower-approx. 94" long	C4SZ 76406A08-A	1
40610 NUT and HOUSING ASS'Y. - LUGGAGE COMPARTMENT DOOR LOCK					
	60	S(76A)		*B9SB 7640610-A	2
	60	S(76A)	3/8"-24 x 1.62" Hex. head bolt	359431-S8(BB505)	2
			1 3/4" Cup washer	*359448-S8	2
			3/8" Flat washer (rubber)	359447-S(XX148)	4
			3/8"-24 Hex. nut	33925-S7(M33)	2

**BODY
SECTION 400**
FORD CAR PARTS

GROUP NUMBER	YEAR	BODY TYPE	DESCRIPTION	PART NUMBER	QTY.
406A10 LIFT ASSY. - LUGGAGE COMPARTMENT DOOR HYDRAULIC					
	61/	S(76)	Refer to Group 432A34		
	61/62	S(76)		C1SB 76406A10-A	2
	63	S(76)		C3SZ 76406A10-A	2
	64/	S(76)		C4SZ 76406A10-A	2
	60/	S(76)	Pin (flat head shoulder)	373022-S8(NN65)	2
			1/2" I.D. x 1 1/16" O.D. x 7/64" thick	44735-S8(X32)	2
			3/8" x 1 13/16" Pin (clevis)	*76073-S8	2
			1/16" Pin (self-locking)	352358-S(NN127)	4
40618-9 TRANSMISSION ASS'Y. - LUGGAGE COMPARTMENT DOOR LOCK					
	60	S(76A)	R. H. -Less casing and cable	B7A 5140618-A	1
			L. H.	B7A 5140619-A	1
	60	S(76A)	5/16"-24 x 1.625" Round head square shoulder bolt	*359458-S8	1
			5/16"-24 x 1 3/4" Carriage bolt	*23499-S8	3
			5/16" Flat washer	44722-S8(X19)	3
			5/16"-24 Nut(check)	33923-S7(M32)	4
	61/63	S(76)	Refer to Group 427A44-5		
40628 LID ASSY. - LOWER BACK PANEL FUEL FILLER OPENING - WITH HINGES					
	60	A(except 59, 71)	Refer to Group 40676		
	61	A(except 59, 71)	Refer to Group 405A18		
	62/	A, B	Refer to Group 405A26		
40639 BUMPER - FUEL FILLER OPENING LID					
	61	A(except 59, 71)	Refer to Group 28631		
	61	A(59, 71), S	Refer to Group 405A22		
	62	A(except 71)			
40639 BUMPER - SPARE WHEEL WELL COVER PANEL					
	60	A(54A,58A,58E,58F,62A,63A 64A,64F,64G,64H,75A,76B)	Used with fuel filler opening lid	C3AZ 7140639-A	2
	63/64	A(71)			4
40650-1 BRACKET - LUGGAGE COMPARTMENT DOOR LOCK NUT MOUNTING					
	64/	S(76)	R. H.	C4SZ 7640650-A	1
			L. H.	C4SZ 7640651-A	1
40654-5 LIFT ASSY. - LUGGAGE COMPARTMENT DOOR - LESS BRACKET					
	60/	S(76)	Refer to Group 406A10		
40670 CASING and CABLE ASSY. - LUGGAGE COMPARTMENT DOOR LOCK DRIVE					
	60	S(76A)		*C0SB 7640670-A	2
	61/	S(76)		C1SB 7640670-A	2
			No. 8 x 1/2" Cross recess pan head screw	52726-S13(U381)	4
40676 LID ASSY. - FUEL FILLER OPENING - WITH HINGES					
	60	A(except 59, 71)	Drill holes as required	*C0AB 6440676-F	1
	61	A(except 59, 71)	Refer to Group 405A18		
	62/	A, B, S	Refer to Group 405A26		
40704 COVER ASSY. - TAIL GATE PANEL - INSIDE					
	61/64	A(71)	Red-6.75" x 49.30"- Note 2 - Note 4	C2AZ 7140704-AAJ	1
	62	A(71B,C,D)	Green - Note 1 - Note 4	*C2AZ 7140704-AAC	1
	63	A(71)	Beige - Note 4	C3AZ 7140704-A	1
			Blue - Note 4	C3AZ 7140704-B	1
			Turquoise - Note 4	C3AZ 7140704-C	1
	64	A(71)	Blue - Note 4	C3AZ 7140704-B	1
			Medium Beige - Note 4	C4AZ 7140704-AFF	1
			Medium Palomino - Note 4	C4AZ 7140704-AFG	1
			Medium Turquoise - Note 4	C4AZ 7140704-AFH	1
	64	A(71A, E)	Black - Note 4	C2MY 7140704-AAH	1
	63/64	A(71), B(71)	No. 8-18 x .38" Cross recess truss head screw	376378-S101(UU97)	AR

NOTE 1 - Not to be used with C1AZ 7140709-G Tail Gate
NOTE 4 - Includes Skid Strips

NOTE 2 - Used with C1AZ 7140709-G Tail Gate Only

FORD CAR PARTS

**BODY
SECTION 400**

1091

GROUP NUMBER	YEAR	BODY TYPE	DESCRIPTION	PART NUMBER	QTY.
40704 COVER ASSY. - TAIL GATE PANEL - INSIDE - continued					
	63	B(71)	Medium Beige Metallic	C3OZ 7140704-A	1
	63	B(71)	Medium Blue Metallic	C3OZ 7140704-B	1
	63	B(71B)	Medium Turquoise Metallic	C3OZ 7140704-E	1
	64	B(71B,D)			1
	63/64	B(71B)	Red	C3OZ 7140704-C	1
			Black	C3OZ 7140704-D	1
	64	B(71D)	Medium Beige Metallic	C4OZ 7140704-AFA	1
	64	B(71B)	Medium Palomino	C4OZ 7140704-AFC	1
40705 PANEL ASSY. - TAIL GATE INSIDE COVER					
	60/	X(66)		C0DZ 6640705-D	1
	60/	X(59, 71, 78)	Remove belt moulding retainer		1
			No. 10-32 x 3/8" Pan head screw & washer assy.	42802-S8 (U33)	13
40709 GATE ASSY. - TAIL - LESS HOLES and HINGES - Less paint and trim					
- A -					
	60	A(59, 71)		C0AB 5940709-B	1
	61	A(59, 71)	Kit-Inside vinyl clad cover size 16.75" x 50"- Refer to Group 40704 for Colored Inside Cover Assy.	C1AZ 7140709-G	1
Consists of					
1-C2MB 7140709-G		Tail gate	1-C2AZ 71407A26-A Weatherstrip-R, H.	1-C2MB 71425A20-AP Panel	
			1-C2AZ 71407A27-A Weatherstrip-L, H.		
	61	A(59, 71)	Plug (button)-4.52" long-Inside panel	375781-S (PP14B)	1
	62	A(71B,D)			1
	62	A(71)		C4AZ 7140709-A	1
	64	A(71)			1
	63	A(71)		C4MY 7140709-A	1
- B -					
	63/	B(71)		C3OZ 7140709-B	1
	63/	B(71)	Plug (button)-.90"/.86" x 2.91"/2.87"	378688-S (PP14C)	1
			Plug (button)-1.40" x 3.41"	377844-S (PP14A)	1
- X -					
	60/63	X(59, 66, 71, 78)		C3DZ 5940709-A	1
	60/64	X(59, 66, 71, 78)	R. H. -Bumper assy. on pillar	C0DZ 66439A00-B	1
			L. H.	C0DZ 66439A01-B	1
			No. 10-16 x 5/8" Cross recess pan head screw	*52855-S8	2
			.45" I.D. x .75" O.D. Spring wave washer- use as tensioner between gate & support	356383-S7 (XX362)	2
	64/	X(59, 66, 71, 78)		C4DZ 5940709-B	1
407A10 RETAINER - TAIL GATE PANEL COVER - Paint to match					
	61	A(59, 71)		C1AB 59407A10-BP	1
	62	A(71)		C2AZ 71407A10-A	1
	64	A(71)			1
	63	A(71)		C3AZ 71407A10-A	1
	61/63	A(59, 71)	No. 8 x 3/8" Cross recess pan head screw	52720-S8 (U380)	4or5
407A12 RETAINER ASSY. - TAIL GATE OUTSIDE MOULDING					
	61	A(59, 71)		C3AZ 71407A12-A	6
	63	A(71B, C)			6
	64	A(71B, C)		C4AZ 71407A12-A	3
	64	A(71B, C)		C4AZ 71407A12-B	2
	63	B(54B, 62B, 65, 71B)	Front fender	C3OZ 59407A12-A	16
	63	B(54B, 62B, 65, 71B)	Front door		12or16
	63	B(54B, 71B)	Rear door		12
	63	B(54B, 62B, 65, 71B)	Quarter		20or32
	63	B(71B)	1/2" wide	C3OZ 71407A12-B	12
	63/	B(71B, E, G)	1 19/32" wide	C3OZ 71407A12-A	5 to 12
407A16-7 STRIP ASSY. - TAIL GATE INSIDE COVER PANEL					
	60/	X(59, 71, 78)	R. H.	C1DB 59407A16-B	1
			L. H.	C1DB 59407A17-B	1
			No. 6-18 x 1/2" Binding head screw	32921-S8 (U334)	4

GROUP NUMBER	YEAR	BODY TYPE	DESCRIPTION	PART NUMBER		QTY.	
				RIGHT HAND	LEFT HAND		
407A18 SHIELD ASSY. - TAIL GATE INSIDE COVER PANEL							
	60/	X(59, 71, 78)		C0DB	59407A18-A	1	
40722-3 TRANSFER - TAIL GATE GRAINING							
	63	A(71A, E)	Upper-Walnut grained-6 1/2" x 51 3/4"	C3AZ	7140722-A	1	
			Lower-Walnut grained-6" x 51 3/4"	C3AZ	7140723-A	1	
	63	A(71A, E),B(71E,G)	Water soluble transfer solution	M	5412-A	AR	
			Bonding coat	M	4584-A	AR	
	63/	A(71A, E),B(71E,G)	Refer to Group 20748				
	63	B(71E,G)	Walnut grain	C3OZ	7140722-A	1	
	64/	B(71)	Refer to Group 20748				
	62/	X(71)					
40726 PANEL - TAIL GATE INSIDE FINISH							
	60	A(59, 71)	Refer to Group 11488 in 1960 Soft Trim Section	★C0AZ	7140726-A	1	
407A26-7 WEATHERSTRIP ASSY. - TAIL GATE INNER PANEL TO BELT REINFORCEMENT							
	61	A(59, 71)	R. H. -Used with C1AZ 7140709-G tail gate only	C2AZ	71407A26-A	1	
	62/63	A(71)	R. H.			1	
	61	A(59, 71)	L. H.	C2AZ	71407A27-A	1	
	62/63	A(71)	L. H.			1	
			No. 6 x 1/2" Binding head screw		32921-S(U334)	2	
			No. 10 Flat washer		44710-S8(X10)	2	
			Fastener (button)	C1AB	6220807-A	4	
410A06-7 MOULDING - REAR CORNER PILLAR OUTSIDE - REAR							
	63/	B(71)	R. H. -Includes attaching parts	C3OZ	71410A06-B	1	
			L. H.	C3OZ	71410A07-B	1	
41018-9 MOULDING - TAIL GATE OUTSIDE - Includes attaching parts							
	60	A(59C, E, 71)	R. H. -Bright finish	★C0AB	5941018-A	1	
			L. H.	C0AB	5941019-A	1	
			3/16" Nut (self-threading)		373504-S7(MM285B)	6	
	61	A(59, 71E, F, H)		C1AB	5941018-C	1	
	61	A(71G, J)		C1AZ	7141018-A	1	
	63	A(71B, C)		C3AZ	7141018-A	1	
	64	A(71B, C)		C4AZ	7141018-A	1	
	63	B(71B, E)	Lower-51 3/16" long	C3OZ	7141018-A	1	
	63/	B(71B, E)	Upper-52 3/4" long	C3OZ	7141018-B	1	
	64	B(71B)	Lower-51 3/16" long	C4OZ	7141018-A	1	
GROUP NUMBER	YEAR	BODY TYPE	DESCRIPTION	PART NUMBER		QTY.	
				RIGHT HAND	LEFT HAND		
41022-3 PILLAR ASSY. - REAR CORNER - LOWER							
	60/63	X(59, 71, 78)		C0DZ	5941022-B	C0DZ 5941023-B	1
	60/63	X(66)	R. H. -Cut to fit at belt	C0DZ	5941022-B	★C0AB 6641023-B	1
	64	X(59, 71, 78)		C4DZ	5941022-A	C4DZ 5941023-A	1
	64	X(66)	R. H. -Cut to fit at belt				1
410A30 RETAINER ASSY. - REAR CORNER PILLAR OUTSIDE REAR MOULDING							
	63/	B(71)		C3OZ	71410A30-A	C3OZ 71410A30-A	4
41032-3 PILLAR ASSY. - REAR CORNER							
	62	A(71)	Refer to Group 412A04-7				
	63	A(71)		C3AZ	7141032-A	C3AZ 7141033-A	1
	64	A(71)		C4AZ	7141032-A	C4AZ 7141033-A	1
	63/64	A(71)	Inner-Refer to Group 412A04-7				
41038-9 PILLAR - REAR CORNER							
	61/62	A(59, 71)	Refer to Group 412A04-7				
	63/	B(71)		C3OZ	7141038-A	C3OZ 7141039-A	1
	60/	X(59, 71, 78)		C1DZ	5941038-A	C1DZ 5941039-A	1

FORD CAR PARTS

BODY SECTION 400

1093

GROUP NUMBER	YEAR	BODY TYPE	DESCRIPTION	PART NUMBER		QTY.
				RIGHT HAND	LEFT HAND	
41050-1	FILLER - REAR CORNER PILLAR - UPPER					
	63/	B(71)		C3OZ 7141050-A	C3OZ 7141051-A	1
41058-9	REINFORCEMENT - REAR CORNER LOWER PILLAR					
	63	A(71)		C3AZ 7141058-A	C3AZ 7141059-A	1
	64	A(71)		C4AZ 7141058-A	C4AZ 7141059-A	1
	63/	X(59, 71, 78)		C3DZ 5941058-A		1
	60/	X(59, 71, 78)			C0DB 5941059-A	1
41078	ANTI-SQUEAK - REAR CORNER PILLAR					
	60	A(59C, 59E, 71)	Rubber -50" long	C0AB 5941078-A	C0AB 5941078-A	2
	61/63	A(59, 71)	Rubber -35 7/8" long-Cut 2 pieces each 16" long		B7A 5941078-A	1
	64	A(71)				1
412A02-3	PILLAR ASSY. - REAR CORNER - INNER					
	63/64	B(71)		C3OZ 71412A02-B	C3OZ 71412A03-B	1
	60/63	X(59, 71, 78) - "Before 5/1/63"		C2DZ 59412A02-A	C3DZ 59412A03-A	1
	63/64	X(59, 71, 78) - "From 5/1/63"		C3DZ 59412A02-A	C3DZ 59412A03-A	1
	60/64	X(66)		C0DB 66412A02-C	C0DB 66412A03-C	1
412A04-7	PILLAR ASSY. - REAR CORNER - OUTER and INNER					
	61	A(59, 71)	Outer-Refer to Group 41032-3			
	61	A(59, 71)	Inner	C2AB 71412A06-A	C2AB 71412A07-A	1
	62/64	A(71)				1
	63/64	A(71)	Outer-Refer to Group 41032-3			
41210-1	PILLAR - REAR CORNER INNER FRONT - UPPER					
	63/	B(71)		C3OZ 7141210-A	C3OZ 7141211-A	1
41228-9	PILLAR - REAR CORNER INNER FRONT - LOWER					
	63/	B(71)		C3OZ 7141228-A	C3OZ 7141229-A	1
41230-1	PANEL - REAR CORNER OUTER					
	63	B(71)	"Before 11/26/62"	C3OZ 7141230-A	C3OZ 7141231-A	1
	63/	B(71)	"From 11/26/62"	C3OZ 7141230-B	C3OZ 7141231-B	1
413A00-1	EXTENSION - BACK WINDOW HEADER - INNER RAIL					
	62/63	A(71)		C2AB 71413A00-A	C2AB 71413A01-A	1
	64	A(71)		C4AZ 71413A00-A	C4AZ 71413A01-A	1
GROUP NUMBER	YEAR	BODY TYPE	DESCRIPTION	PART NUMBER		QTY.
41302	RAIL ASSY. - LIFT GATE or BACK WINDOW HEADER					
	61/64	A(71)		C2AZ 7141302-B		1
	63/64	B(71)		C3OZ 7141302-A		1
	60/63	X(59, 71, 78) "Before 5/1/63"		C0DB 5941302-A		1
	63/	X(59, 71, 78) "From 5/1/63"		C3DZ 5941302-A		1
41608	WEATHERSTRIP ASSY. - TAIL GATE					
	60	A(59, 71)		C0AB 5941608-B		1
	61	A(59C, 71)		C1AZ 5941608-C		1
	62	A(71)		C2AZ 7141608-B		1
	64	A(71)				1
	63	A(71)		C3AZ 7141608-A		1
	60/	A(59, 71)	Fastener (button)	C1AB 6220807-A		2or4
	63/	A(71)	No. 6 x 3/8" Cross recess pan head screw	*52718-S8		4or8
	63/	B(71)		C3OZ 7141608-B		1
	63/	B(71)	No. 6-20 x 3/8" Cross recess truss hd. tap. screw	353803-S8(UU95)		2
	63/	B(71)	No. 6 x 3/8" Cross recess pan head screw	*52718-S8		4or8
	60/63	X(59, 71, 78) "Before 5/1/63"		C1DZ 5941608-C		1
	63/	X(59, 71, 78)		C3DZ 5941608-B		1
			Fastener-at top	C1AB 6220807-A		4
			No. 8 x 1" Cross recess oval head screw	52376-S13(U296)		2
41610	WEATHERSTRIP - TAIL GATE OUTER PANEL TO BELT					
	63/	B(71)		C3OZ 7141610-B		1
			No. 8 x 3/8" Cross recess pan head screw	52720-S8 (U380)		2
41662	WEATHERSTRIP - TAIL GATE LOWER GLASS CHANNEL					
	62/	A(71)		C2AZ 7141662-A		1
	60/63	X(59, 71, 78)		C0DB 5941662-A		1

GROUP NUMBER	YEAR	BODY TYPE	DESCRIPTION	PART NUMBER		QTY.
				RIGHT HAND	LEFT HAND	
41704-5			BRACKET - BELT SIDE RAIL TO WHEELHOUSE			
	64/	S(76)		C4SZ 7641704-A	C4SZ 7641705-A	1
41708-9			RAIL - QUARTER BELT SIDE - FRONT			
	63/	X(76)		C4DZ 7641708-B	C4DZ 7641709-B	1
41732-3			RAIL ASSY. - QUARTER BELT SIDE			
			- A -			
	63	A(76)		C3AZ 7641732-A	C3AZ 7641733-A	1
	64	A(76)		C4AZ 7641732-A	C4AZ 7641733-A	1
			- S -			
	64/	S(63A)	Inner	C4SZ 6341732-B	C4SZ 6341733-B	1
	64/	S(63B)				
	64/	S(76)	Inner	C4SZ 7641732-B	C4SZ 7641733-B	1
			5/16"-24 x .42" Round head square neck bolt	*377899-S8	*377899-S8	2
			5/16"-24 x .62" Hex. washer head screw	359605-S8(BB590)	359605-S8(BB590)	2
			5/16" Lockwasher	*34941-S7	*34941-S7	2
			5/16"-24 Hex. nut	33923-S8(M32)	33923-S8(M32)	2
			5/16"-24 Nut & retainer	*375598-S2	*375598-S2	2
			- X -			
	63	X(76)		C3DZ 7641732-A	C3DZ 7641733-A	1
	64/	X(76)		C4DZ 7641732-A	C4DZ 7641733-A	1
41736-7			RAIL - QUARTER BELT SIDE			
			- A -			
	63	A(63)		C3AZ 6341736-A	C3AZ 6341737-A	1
	63	A(65)		C3AZ 6541736-A	C3AZ 6541737-A	1
	64	A(63)		C4AZ 6341736-A	C4AZ 6341737-A	1
			- B -			
	63/64	B(65)		C3OZ 6541736-A	C3OZ 6541737-A	1
			- S -			
	61/63	S(63)	Outer	C1SZ 6341736-A	C1SZ 6341737-A	1
	64/	S(63A)	Outer	C4SZ 6341736-A	C4SZ 6341737-A	1
	64/	S(63B)				1
	64/	S(76)		C4SZ 7641736-B	C4SZ 7641737-B	1
GROUP NUMBER	YEAR	BODY TYPE	DESCRIPTION	PART NUMBER		QTY.
41745			STRIP ASSY. - BACK BELT RAIL TACKING - CENTER			
	61/62	A(76)		C2AB 7641745-A		1
	60/62	A(76)	1/4"-20 x 1 5/8" Hex. head bolt	357913-S(BB127)		AR
			1/4" Flat washer	44719-S8(X17)		AR
			No. 10-16 x 1" Cross recess pan head screw	*52815-S8		AR
	63	A(76)		C3AZ 7641745-A		1
	64	A(76)		C4AZ 7641745-A		1
	61/	S(76)	Serviced in assembly-refer to Group 46506			
	63/	X(76)		C3DZ 7641745-A		1
GROUP NUMBER	YEAR	BODY TYPE	DESCRIPTION	PART NUMBER		QTY.
41772-3			STRIP ASSY. - BELT SIDE FRONT TACKING			
	63	A(76)	Trim off rear end	C4MY 7641772-A	C4MY 7641773-A	1
	64	A(76)		C4AZ 7641772-A	C4AZ 7641773-A	1
	60/	A(76)	1/4" Flat washer	44719-S8(X17)	44719-S8(X17)	AR
			1/4"-20 x 1 5/8" Hex. head bolt	357913-S(BB127)	357913-S(BB127)	AR
	61/	A(76)	No. 10-16 x 1" Cross recess pan head screw	*52815-S8	*52815-S8	AR
	63/	X(76)		C3DZ 7641772-A	C3DZ 7641773-A	1
	63/	X(76)	1/4" Flat washer	44719-S8(X17)	44719-S8(X17)	AR
	63/	X(76)	1/4"-20 x 1 5/8" Hex. head bolt	357913-S(BB127)	357913-S(BB127)	AR
	63/	X(76)	No. 10-16 x 1" Cross	*52815-S8	*52815-S8	AR

FORD CAR PARTS

BODY SECTION 420

1095

GROUP NUMBER	YEAR	BODY TYPE	DESCRIPTION	PART NUMBER		QTY.	
				RIGHT HAND	LEFT HAND		
41782-3 STRIP ASSY. - BELT SIDE REAR TACKING							
	64	A(76)		C4AZ 7641782-A	C4AZ 7641783-A	1	
			No. 10-16 x 1" Cross recess pan head screw	*52815-S8	*52815-S8	4	
	60	S(76A)		B8S 7641782-A	B8S 7641783-A	1	
	61/63	S(76)		C1SB 7641782-A	C1SB 7641783-A	1	
			No. 10-16 x 1/2" Cross recess oval head screw	52345-S6(U302C)	52345-S6(U302C)	8	
	64/	S(76)		C4SZ 7641782-A	C4SZ 7641783-A	1	
			No. 10-16 x 1/2" Cross recess flat head screw	*52064-S8	*52064-S8	8	
41836 BRACKET - LUGGAGE COMPARTMENT DOOR LIFT ON DOOR							
	64/	S(76)		C4SZ 7641836-A	C4SZ 7641836-A	2	
			5/16"-24 x 1" Bolt (carriage)	23409-S7(U26)	23409-S7(U26)	4	
			5/16"-18 x 7/8" Bolt (carriage)	*23393-S2	*23393-S2	4	
			5/16" Flat washer	44722-S8(X19)	44722-S8(X19)	4	
			5/16" Lockwasher	34806-S7(X64)	34806-S7(X64)	4	
			5/16"-18 Hex. nut	33797-S7(M50)	33797-S7(M50)	4	
			5/16"-24 Hex. nut	33798-S8(M62)	33798-S8(M62)	4	
41858 BRACKET - LUGGAGE COMPARTMENT DOOR COUNTER BALANCE SPRING TO FLOOR							
	60/63	S(76)	Refer to Group 406A00				
41868 BUMPER - LUGGAGE COMPARTMENT DOOR COUNTER BALANCE SPRING ARM STOP							
	60	S(76A)		*B8S 7641868-A	*B8S 7641868-A	2	
41974-5 FRAME - BACK WINDOW - LOWER SIDE							
	60	A(54A, 62A, 75A)		*C0AB 6241974-A	*C0AB 6241975-A	1	
	63/64	A(63)		C3AZ 6341974-B	C3AZ 6341975-B	1	
	64	A(54, 62)		C4AZ 6241974-A	C4AZ 6241975-A	1	
	64	A(57)		C4AZ 5741974-A	C4AZ 5741975-A	1	
GROUP NUMBER	YEAR	BODY TYPE	DESCRIPTION	PART NUMBER		QTY.	
420A00 WEATHERSTRIP ASSY. - BACK WINDOW GLASS AT BELT							
	61	A(59, 71)	Refer to Group 423A98				
	60/	X(59, 71, 78)			C3DZ 59420A00-A	1	
			No. 8 x 1/2" Cross recess pan head screw		52726-S13(U381)	2or6	
GROUP NUMBER	YEAR	BODY TYPE	DESCRIPTION	PART NUMBER		QTY.	
42002-3 RETAINER - BACK WINDOW WEATHERSTRIP LOWER							
	64/	S(63)		C4SZ 6342002-A	C4SZ 6342003-A	1	
GROUP NUMBER	YEAR	BODY TYPE	DESCRIPTION	PART NUMBER		QTY.	
42004-6 GLASS - BACK WINDOW - TEMPERED							
			Nags Number				
- A -							
	60	A(58, 64)		B3022	C0AB 6442006-C	*C0AB 6442006-D	1
	60	A(59, 71)		B3024	C0AB 5942006-A	*C0AB 5942006-B	1
	61	A(58, 64)		B3074	C1AB 6442006-A	C1AB 6442006-B	1
	61	A(63A)		B3072	C1AB 6342006-A	C1AB 6342006-B	1
	61/63	A(54, 62, 65, 75)		B3073	C1AB 6242006-A	C1AB 6242006-B	1
	61/63	A(59, 71)		B3125	C2AB 7142006-C	C2AB 7142006-D	1
	63/64	A(63) - used w/weatherstrip installation		B3198	C3AZ 6342006-A	C3AZ 6342006-B	1
	64	A(54, 62)		B3283	C4AZ 6242006-A	C4AZ 6242006-B	1
	64	A(57)		B3282	C4AZ 5742006-A	C4AZ 5742006-B	1
	64	A(63) - identified with notch painted yellow top center - used w/adhesive installation		B3199	C4AZ 6342006-A	C4AZ 6342006-B	1
	64	A(71)		B3284	C4AZ 7142006-A	C4AZ 7142006-B	1

**BODY
SECTION 420**
FORD CAR PARTS

GROUP NUMBER	YEAR	BODY TYPE	DESCRIPTION	PART NUMBER				QTY.
				CLEAR		TINTED		
42004-6	GLASS - BACK WINDOW - TEMPERED - continued							
				Nags Number				
				- B -				
	62/63	B(54, 62)	B3124	C2OZ	6242006-A	C2OZ	6242006-B	1
	63/	B(65)	B317C	C3OZ	6542006-A	C3OZ	6542006-B	1
	63/	B(71)	1063T	C3OZ	7142006-A	C3OZ	7142006-B	1
	64/	B(54, 62)	B3285	C4OZ	6242006-A	C4OZ	6242006-B	1
				- S -				
	61/63	S(63)	B3084	C1SB	6342006-A	C1SB	6342006-B	1
	64/	S(63)	B3286	C4SZ	6342006-A	C4SZ	6342006-B	1
				- X -				
	60/62	X(58A, 64)	B3025	C0DB	6442006-C			1
	60/63	X(59, 71, 78) "Before 5/1/63"	1039T	C0DB	5942004-C			1
	60/	X(66)	1042T	C0DB	6642006-A			1
	61/62	X(58A, 64) "From 5/1/61"	B3025			C0DB	6442006-D	1
	61/63	X(59, 71, 78) "From 5/1/61 to 5/1/63"	1039T			C0DB	5942004-D	1
	61/	X(66) "From 5/15/61"	1042T			C1DZ	6642006-A	1
	62	X(62C)	B3134	C2DZ	6242006-A	C2DZ	6242006-B	1
	63/	X(54, 62)						1
	63/	X(59, 71, 78) "From 5/1/63"	1074T	C3DZ	5942006-A	C3DZ	5942006-B	1
	63/	X(63)	B3198	C3DZ	6342006-A	C3DZ	6342006-B	1
GROUP NUMBER	YEAR	BODY TYPE	DESCRIPTION	PART NUMBER				QTY.
420A22	SPACER - BACK WINDOW GLASS LOWER							
	64	A(63)	Use with adhesive installation	C4AZ	63420A22-A	C4AZ	63420A22-A	2
420A28	SEAL - BACK WINDOW GLASS							
	64	A(63)	168" long-Used with adhesive installation	★C4AZ	63420A28-A	★C4AZ	63420A28-A	1
				R/B C5AZ	19562-C (7-66)	R/B C5AZ	19562-C (7-66)	
GROUP NUMBER	YEAR	BODY TYPE	DESCRIPTION	PART NUMBER				QTY.
42042-3	WEATHERSTRIP - BACK WINDOW - SIDE							
	60/63	X(59, 71, 78) 'Before 5/1/63"	R. H. - From 5/1/63, Refer to Group 422A36			C1DB	5942042-A	1
			L. H.			C1DB	5942043-A	1
	61	A(59, 71)	R. H. - 15.21" long			C1AB	5942042-C	1
	62/63	A(71)						1
			L. H.			C1AB	5942043-C	1
42072	WEATHERSTRIP ASSY. - BACK WINDOW GLASS - INNER							
	61/63	A(59, 71)	47.08" long			C1AB	5942072-B	1
	62	A(71)	Refer to Group 425A20					
	63	B(71)	Refer to Group 422A36					
	60/	X(59, 71, 78)	43.16" long			C2DZ	5942072-A	1
			No. 4-24 x 3/8" Cross recess flat head screw			52003-S13(U194)		2
42084	WEATHERSTRIP - BACK WINDOW GLASS							
				- A -				
	60	A(54, 62, 75)				C0AB	6242084-A	1
	60	A(58, 64)				C0AB	6442084-A	1
	60	A(59, 71)				C0AB	5942084-A	1
	61	A(58, 64)				C1AB	6442084-C	1
	61	A(63)				C1AB	6342084-B	1
	61/63	A(54, 62, 65, 75)				C1AB	6242084-A	1
	63/64	A(63)	Not used with adhesive installation			C3AZ	6342084-A	1
	64	A(54, 62)				C4AZ	6242084-A	1
	64	A(57)				C4AZ	5742084-A	1
				- B -				
	62/63	B(54, 62)				C2OZ	6242084-A	1
	63/	B(65)				C3OZ	6542084-A	1
	64/	B(54, 62)				C4OZ	6242084-A	1

FORD CAR PARTS

**BODY
SECTION 420**

1097

GROUP NUMBER	YEAR	BODY TYPE	DESCRIPTION	PART NUMBER		QTY.		
				RIGHT HAND	LEFT HAND			
42084 WEATHERSTRIP - BACK WINDOW GLASS - continued								
- S -								
	61/63	S(63)		C1SB	6342084-A	1		
	64/	S(63)		C4SZ	6342084-A	1		
- X -								
	60/62	X(58A, 64)		C0DB	6442084-A	1		
	60/	X(66)		C0DB	6642084-A	1		
	62	X(62C)		C2DZ	6242084-A	1		
	63/	X(54, 62)				1		
	63/	X(63)		C3DZ	6342084-B	1		
422A06 FRAME - BACK WINDOW GLASS - UPPER								
	62/63	A(71)		C2AZ	71422A06-A	1		
	62/63	A(71)	No. 8-32 x 3/8" Cross recess flat head screw		51053-S7-8(U209H)	2		
	60/64	X(59, 71, 78)		C0DB	59422A06-A	1		
422A08 CHANNEL ASSY. - BACK WINDOW GLASS								
	61	A(59, 71)		C1AB	59422A08-A	1		
	62/63	A(71)		C2AZ	71422A08-A	1		
	64	A(71)		C4AZ	71422A08-A	1		
	63/	B(71)		C3OZ	71422A08-A	1		
	60/	X(59, 71, 78)		C3DZ	59422A08-A	1		
42220 FRAME - BACK WINDOW - UPPER								
- A -								
	60	A(54A, 62A, 75A)		C2AZ	6242220-A	1		
	61	A(54A, 62A, 65A, 75A)				1		
	62/63	A(54, 62, 65, 75)				1		
	63/64	A(63)		C3AZ	6342220-A	1		
	64	A(54, 62)		C4AZ	6242220-A	1		
	64	A(57)		C4AZ	5742220-A	1		
- B -								
	62/63	B(54, 62)		C2OZ	6242220-A	1		
	63/	B(65)		C3OZ	6542220-A	1		
	64/	B(54, 62)		C4OZ	6242220-A	1		
- S -								
	64/	S(63)		C4SZ	6342220-A	1		
- X -								
	60/62	X(58A, 64)		*C0DB	6442220-A	1		
	62	X(62C)		C2DZ	6242220-A	1		
	63/	X(54, 62)				1		
	63/	X(63)		C3DZ	6342220-A	1		
GROUP NUMBER	YEAR	BODY TYPE	DESCRIPTION	PART NUMBER		QTY.		
				RIGHT HAND	LEFT HAND			
422A20-1 RUN ASSY. - BACK WINDOW GLASS - LOWER SIDE								
- A -								
	61	A(59, 71)		C1AB	59422A20-C	C1AB	59422A21-C	1
			5/16"-24 x .62" Hex. hd. screw & washer assy.	359605-S8(BB590)	359605-S8(BB590)			4
	62/63	A(71)		C2AB	71422A20-A	C2AB	71422A21-A	1
	64	A(71)		C4AZ	71422A20-A	C4AZ	71422A21-A	1
	62/64	A(71)	5/16"-24 x .68" Hex. washer head screw & washer assy.	371578-S2(BB594)	371578-S2(BB594)			4
- B -								
	63/	B(71)		C3OZ	71422A20-B	C3OZ	71422A21-B	1
	62/64	B(71)	5/16"-24 x .68" Hex. washer head screw & washer assy.	371578-S2(BB594)	371578-S2(BB594)			4

GROUP NUMBER	YEAR	BODY TYPE	DESCRIPTION	PART NUMBER		QTY.
				RIGHT HAND	LEFT HAND	
422A20-1 RUN ASSY. - BACK WINDOW GLASS - LOWER SIDE - continued						
- X -						
60/	X(59, 71, 78)			C0DB 59422A20-E	C0DB 59422A20-E	2
			5/16" Lockwasher (internal & external tooth)	356309-S7(XX299)	356309-S7(XX299)	4
			5/16"-18 x 1 1/2" Set screw	*379356-S2	*379356-S2	4
			5/16"-18 Hex. nut	33922-S8(M27)	33922-S8(M27)	4
60/64	X(59, 71, 78)		5/16"-24 Hex. nut	33923-S7(M32)	33923-S7(M32)	4
			5/16"-24 x 1 1/2" Set screw	370278-S7(UU108C)	370278-S7(UU108C)	4
422A24-5 RUN ASSY. - BACK WINDOW GLASS - SIDE UPPER - Includes Retainer						
64	A(71)			C4AZ 71422A24-A	C4AZ 71422A25-A	1
60/63	X(59, 71, 78)"Before 5/1/63"		For Units "From 5/1/63" Refer to Group 42374	C1DZ 59422A24-AP	C1DZ 59422A25-AP	1
			No. 8 x 3/4" Cross recess oval head screw	52360-S13 (U294)	52360-S13 (U294)	6
422A28 MOULDING - BACK WINDOW GLASS - TOP						
60/63	X(59, 71, 78)		Rustless steel		C0DB 59422A28-B	1
63/	X(71)					1
422A36 RUN ASSY. - BACK WINDOW GLASS - TOP						
64	A(71)		Refer to Group 422A24-5			
64	A(71)		Top-48.20" long		C4AZ 71422A36-B	1
63/	B(71)		Top and sides-76.22" long		C3OZ 71422A36-A	1
60/63	X(59, 71, 78)		45.20" long		C0DB 59422A36-B	1
63/	X(59, 71, 78)"From 5/1/63"		Top and sides-72" long-For Units "Before 5/1/63" Refer to Group 42072		C3DZ 59422A36-A	1
422A38-9 RUN ASSY. - BACK WINDOW GLASS - UPPER SIDE						
61	A(59, 71)		R. H.		C1AB 59422A38-D	1
62/63	A(71)		L. H.		C1AB 59422A39-D	1
			No. 8 x 3/4" Cross recess pan head screw		52742-S8(U385)	6
64	A(71)	"Before 12/9/63"	Refer to Groups 422A36 & 42374-5			
64	A(71)	"From 12/9/63"	Refer to Group 422A24-5			
42248-9 FRAME ASSY. - BACK WINDOW - SIDE						
60/	X(66)		R. H.		*C0DB 6642248-A	1
			L. H.		C0DB 6642249-A	1
422A54 RETAINER and MOULDING ASSY. - BACK WINDOW GLASS RUN - TOP						
60/	X(59, 71, 78)		Paint to match-Includes attaching parts		C3DZ 59422A54-C	1
422A66 RUN and MOULDING ASSY. - BACK WINDOW OUTSIDE						
61	A(59, 71)		49.52" long		C1AB 59422A66-C	1
62/63	A(71)		No. 8-15 x 3/4" Cross recess pan head screw		52742-S8(U385)	1
64	A(71)				C4AZ 71422A66-B	1
422A76 SEAL - BACK WINDOW GLASS-TOP						
61	A(59, 71)		46" long		C1AB 59422A76-B	1
62/63	A(71)					1
64	A(71)		Refer to Group 422A36			
423A00 MOULDING ASSY. - BACK WINDOW OUTSIDE UPPER						
60	A(54A, 62A, 75A)				C0AZ 62423A00-A	1
61	A(54A, 62A, 65A, 75A)					1
62/63	A(54, 62, 65, 75)					1
60/61	A(54, 62, 65, 75)		No. 8 x 1" Cross recess oval head screw		52376-S13(U296)	3
62/63	A(54, 62, 65, 75)		No. 8-18 x 1" Cross recess oval head screw		52445-S13(U317)	3
42312 NOZZLE - BACK WINDOW HOUSING DRAIN						
64	S(63)	"Before 10/1/63"			C4SZ 6342312-A	2
64/	S(63)	"From 10/1/63"			C4SZ 6342312-C	2
423B12 CLAMP - BACK WINDOW HOUSING DRAIN TUBE						
64/	S(63)				C4SZ 63423B12-B	2

FORD CAR PARTS

BODY SECTION 420

1099

GROUP NUMBER	YEAR	BODY TYPE	DESCRIPTION	PART NUMBER		QTY.
				RIGHT HAND	LEFT HAND	
423A18-9 MOULDING ASSY. - BACK BELT - OUTSIDE - SIDE - INCLUDES ATTACHING PARTS						
- A -						
	61/62	A(76)		C1AB 76423A18-A	C1AB 76423A19-A	1
	63	A(63)		C3AZ 63423A18-A	C3AZ 63423A19-A	1
	63	A(76)		C3AZ 76423A18-A	C3AZ 76423A19-A	1
	63	A(76)	"From 1/2/63	Seal-120" long-Black		1
	61/63	A(76)		No. 8-32 x 15/32" Stud fastener	359274-S100(HH16)	AR
				No. 8-32 Nut(tee)	373248-S8(MM230)	AR
	64	A(76)		C4AZ 76423A18-A	C4AZ 76423A19-A	1
- X -						
	63	X(76)		C3DZ 76423A18-A	C3DZ 76423A19-A	1
	61/63	X(76)		No. 8-32 x 15/32" Stud fastener	359274-S100(HH16)	AR
				No. 8-32 Nut (tee)	373248-S8(MM230)	AR
	64/	X(76)		C4DZ 76423A18-A	C4DZ 76423A19-A	1
423A20-1 MOULDING - BACK BELT - OUTSIDE - CENTER - INCLUDES ATTACHING PARTS						
- A -						
	61/62	A(76)		C1AB 76423A20-A	C1AB 76423A20-A	1
	63	A(63)	Without vinyl roof cover	C3AZ 63423A20-A	C3AZ 63423A20-A	1
	63	A(63)	With vinyl roof cover	C3AZ 63423A20-B	C3AZ 63423A20-B	1
	63	A(76)		C3AZ 76423A20-A	C3AZ 76423A20-A	1
			"From 1/2/63"	Seal-120" long-Black	C3AZ 76546A02-A	1
	64	A(63)		C4AZ 63423A20-A	C4AZ 63423A21-A	1
	64	A(76)		C4AZ 76423A20-A	C4AZ 76423A20-A	1
	61/	A(76)		No. 8-32 x 15/32" Stud fastener	359274-S100(HH16)	9
				No. 8-32 Nut (tee)	373248-S8(MM230)	9
- X -						
	63/64	X(63)	With vinyl roof cover	C3DZ 63423A20-A	C3DZ 63423A21-A	1
	63	X(76)		C3DZ 76423A20-A	C3DZ 76423A20-A	1
	64/	X(63)	"From 4/1/65"	Retainer assy.	C2MY 6220850-A	6
				Retainer assy.	C4AZ 6242527-B	2
				3/16" Nut & washer assy.-self-threading	*373504-S35	6
	64/	X(76)		C4DZ 76423A20-A	C4DZ 76423A20-A	1
	61/	X(76)		No. 8-32 x 15/32" Stud fastener	359274-S100(HH16)	9
				No. 8-32 Nut (tee)	373248-S8(MM230)	9
GROUP NUMBER	YEAR	BODY TYPE	DESCRIPTION	PART NUMBER		QTY.
423A26 RETAINER - BACK WINDOW OUTSIDE LOWER CENTER MOULDING						
	63	A(71)			C2MY 71423A26-A	4
	64	A(57)	Alternate with C3AZ 63423A26-A		C4AZ 57423A26-A	14
	64	A(63)	Used with adhesive installation			14
	63	A(63)	Painted Green-Alternate with C4AZ 57423A26-A		C3AZ 63423A26-A	14
	64	A(63)	Used with adhesive installation			14
423A28 MOULDING ASSY. - BACK WINDOW OUTSIDE LOWER CENTER						
	61	A(59, 71)			C1AB 59423A28-F	1
			Retainer		*C1AB 59423A26-A	4
			Seal		C1AB 59423A98-D	1
			No. 8 x 3/8" Cross recess pan head screw		52720-S8 (U380)	6
	62/64	A(71)	Includes seal or weatherstrip and attaching parts		C3AZ 71423A28-A	1
423A42-3 PANEL - LOWER BACK FINISH - INCLUDES ATTACHING PARTS						
- A -						
	61	A(54A, 62A, 63A, 65A, 75A, 76B)	R. H.		C1AB 62423A42-A	1
			L. H.		C1AB 62423A43-A	1
			Retainer		C1AB 62423A64-A	8
			1/8" Sleeve nut		353577-S2(MM222)	8
	62	A(54A, 62A, 65, 75, 76)	R. H.		C2AZ 62423A42-B	1
			L. H.		C2AZ 62423A43-B	1

**BODY
SECTION 420**
FORD CAR PARTS

GROUP NUMBER	YEAR	BODY TYPE	DESCRIPTION	PART NUMBER	QTY.
423A42-3 PANEL - LOWER BACK FINISH - INCLUDES ATTACHING PARTS - continued					
- A -					
63	A(54A, 62A, 63, 65, 75, 76)	R. H.	C3AZ 62423A42-B	1	
		L. H.	C3AZ 62423A43-B	1	
63	A(54B, 62B)	R. H.	C3AZ 62423A42-A	1	
		L. H.	C3AZ 62423A43-A	1	
63	A(71B, 71C)		C3AZ 71423A42-A	1	
64	A(54A, 57B, 62A, 63B, 76A)	R. H. -Bright finish-Includes name plate	C4AZ 62423A42-C	1	
		L. H.	C4AZ 62423A43-B	1	
64	A(54B, 62B)		C4AZ 62423A42-A	2	
64	A(57C, 63C, 76B)	R. H. -Bright finish-Includes name plate	C4AZ 63423A42-B	1	
		L. H.	C4AZ 62423A43-B	1	
64	A(71A, E) "Before 12/27/63"	Light Walnut transfer-Includes name plate	C4AZ 71423A42-A	1	
64	A(71A, E) "From 12/27/63"	Dark Walnut transfer-Includes name plate	C4AZ 71423A42-C	1	
64	A(71B, 71C)	Includes name plate	C4AZ 71423A42-D	1	
- B -					
62	B(54B, 62B)		C2OZ 62423A42-A	1	
63	B(54A, 62A)	R. H.	C3OZ 62423A42-B	1	
		L. H.	C3OZ 62423A43-B	1	
63	B(54B, 62B, 65)		C3OZ 62423A42-A	1	
63	B(71B)		C3OZ 71423A42-B	1	
63	B(71D)		C3OZ 71423A42-A	1	
64	B(54B, 62B, 65A)	R. H.	C4OZ 62423A42-A	1	
		L. H.	C4OZ 62423A43-A	1	
64	B(65B)	R. H.	C4OZ 65423A42-A	1	
		L. H.	C4OZ 62423A43-A	1	
64	B(71B)		C4OZ 71423A42-A	1	
64	B(71D)		C4OZ 71423A42-B	1	
- X -					
64	X(54B, 62B, 63B, 63C, 76A, 76B)	Includes name plate	C4DZ 62423A42-A	1	
64	X(63D, 63E, 76D, 76E)-"Sprint"	Includes name plate	C4DZ 63423A42-A	1	
423A58-9 MOULDING - LOWER BACK PANEL - SIDE - INCLUDES ATTACHING PARTS					
61	A(except 59, 71)	R. H.	C1AB 62423A58-A	1	
		L. H.	C1AB 62423A59-A	1	
		Retainer	C1AB 6240368-A	8	
		No. 10-24 Nut (crown)	*34160-S8	8	
64	A(except 71)	R. H.	C4AZ 62423A58-A	1	
		L. H.	C4AZ 62423A59-A	1	
62	B(54A, 62A)		C2OZ 62423A58-A	2	
64	B(54A, 62A)	R. H.	C4OZ 62423A58-A	1	
		L. H.	C4OZ 62423A59-A	1	
63	X(54B, 62B, C, 63B, 76A)	Black	C3DZ 62423A58-B	2	
		White	C3DZ 62423A58-C	2	
		Red	C3DZ 62423A58-D	2	
63	X(63C, 76B)-Sprint		C3DZ 63423A58-A	2	
423A64 RETAINER - LOWER BACK FINISH PANEL					
61	A(54A, 62A, 63A, 65A, 75A, 76B)		C1AB 62423A64-A	8	
		3/16" Sleeve nut	*373704-S32	8	
63	A(54A, 62A, 63, 65, 75, 76)		C3AZ 62423A64-A	6	
63	A(54B, 62B)		C3AZ 62423A64-B	8	
64	A(54A, 57, 62A, 63, 76)- "Before 11/6/63"		C4AZ 62423A64-A	12	
64	A(54A, 57, 62A, 63, 76)- "From 11/6/63"		C4AZ 62423A64-E	8	
64	A(54B, 62B)		C4AZ 62423A64-D	6	
63	B(54A, 62A)		C3OZ 62423A64-A	12	
64	X(54B, 62B, C, 63, 76)		C4DZ 62423A64-A	6	
423A70 RAIL - TAIL GATE OUTSIDE FINISH - UPPER - INCLUDES ATTACHING PARTS					
- A -					
61	A(71G, J)	Less attaching parts	C1AZ 71423A70-A	1	
		No. 10-32 x 1" Cross recess binding head screw	50555-S8(U160)	4	
		Retainer (cap)	358403-S2(GG54)	4	
		Cap	358404-S(DD1)	4	
		Fastener assy.	B9AB 7150108-A	4	

FORD CAR PARTS

**BODY
SECTION 420**

1101

GROUP NUMBER	YEAR	BODY TYPE	DESCRIPTION	PART NUMBER	QTY.
423A70 RAIL - TAILGATE OUTSIDE FINISH - UPPER - INCLUDES ATTACHING PARTS - continued					
- A -					
	62	A(71A, E)		C2AZ 71423A70-B	1
	63	A(71A, E, G, H)		C3AZ 71423A70-A	1
	64	A(71A, E)	Includes FORD letters	C4AZ 71423A70-A	1
- B -					
	63	B(71E, G)		C3OZ 71423A70-A	1
- X -					
	62	X(71B)		C3DZ 71423A70-A	1
	63	X(71C, D)			1
	64	X(71C)		C4DZ 71423A70-A	1
42372 RETAINER - BACK WINDOW GLASS RUN - UPPER					
	63/	B(71)	Paint to match	C3OZ 7142372-A	1
			No. 8-15 x 1/2" Cross recess pan head screw	52726-S13(U381)	7
42374-5 RETAINER - BACK WINDOW GLASS RUN - UPPER SIDE					
	64	A(71)	"Before 12/9/63" R. H.	C4AZ 7142374-A	1
			L. H.	C4AZ 7142375-A	1
	64	A(71)	"From 12/9/63" Refer to Group 422A24-5		
	63/	B(71)	"From 5/1/63" Paint to match	C3OZ 7142374-B	2
	63/	X(59, 71, 78)	R. H.	C3DZ 5942374-B	1
			L. H.	C3DZ 5942375-B	1
	63/	B(71), X(59, 71, 78)	No. 8-15 x 1/2" Cross recess pan head screw	52726-S13(U381)	6
423A74-5 MOULDING ASSY. - BACK WINDOW GARNISH - SIDE					
	60/	X(66)	R. H. -Paint to match	C0DB 66423A74-AP	1
			L. H.	C0DB 66423A75-AP	1
			No. 8-15 x 1 1/2" Cross recess oval head screw	52388-S13(U298)	4
			No. 8-15 x 1/2" Cross recess oval head screw	52344-S13(U292)	4
42376 MOULDING ASSY. - BACK WINDOW OUTSIDE UPPER CORNER					
	62	X(62C)	R. H.	C2DZ 6242376-A	1
	63/	X(54, 62)			1
423A84 MOULDING - LOWER BACK PANEL - LOWER - INCLUDES ATTACHING PARTS					
	62	B(54B, 62B, C)		C2OB 62423A84-A	1
	63	B(54B, 62B, 65)			1
423A98 SEAL - BACK WINDOW OUTSIDE LOWER CENTER MOULDING					
	61	A(59, 71)		C1AB 59423A98-D	1
42404-5 MOULDING - BACK WINDOW OUTSIDE - LOWER - Includes Attaching Parts					
- A -					
	61	A(63)	Less attaching parts	C1AB 6342404-A	1
			No. 6 x 1/2" Cross recess flat head screw	52010-S8(U200)	2
	63/64	A(63)	R. H. -Used with weatherstrip installation	C3AZ 6342404-A	1
			L. H.	C3AZ 6342405-A	1
	64	A(63)	R. H. -Used with adhesive installation	C4AZ 6342404-A	1
			L. H.	C4AZ 6342405-A	1
	64	A(54, 62)		C4AZ 6242404-A	1
	64	A(57)	R. H.	C4AZ 5742404-A	1
			L. H.	C4AZ 5742405-A	1
- B -					
	62/	B(54, 62)		C2OB 6242404-A	1
- X -					
	60/62	X(58A, 64)		C0DB 6442404-A	1
			No. 6-18 x 3/8" Cross recess pan head screw	★52718-S8	2
42406-7 MOULDING - BACK WINDOW OUTSIDE LOWER CORNER					
	61	A(59, 71)	R. H. - On tail gate	C1AZ 5942406-D	1
	62/64	A(71)			1
			L. H.	C1AZ 5942407-D	1
			No. 8 x 1/2" Cross recess pan head screw	52726-S13(U381)	2
42410 MOULDING ASSY. - BACK WINDOW GARNISH - UPPER - Paint to match					
	61	A(59, 71)		C2AZ 7142410-AP	1
	62/64	A(71)			1
			No. 8-15 x 1 3/4" Cross recess oval head screw	52392-S13(U299)	5
	63	A(63)	Used with weatherstrip installation-Includes attaching parts	C3AZ 6342410-A	1

**BODY
SECTION 420**
FORD CAR PARTS

GROUP NUMBER	YEAR	BODY TYPE	DESCRIPTION	PART NUMBER	QTY.	
42410	MOULDING ASSY. - BACK WINDOW GARNISH - UPPER - continued - Paint to match					
64	A(57)			C4AZ 5742410-A	1	
64	A(63)		Used with weatherstrip installation	C4AZ 6342410-A	1	
64	A(63)		Used with adhesive installation	C4AZ 6342410-B	1	
64/	S(63)		Includes attaching parts	C4SZ 6342410-A	1	
42413	RETAINER - BACK WINDOW OUTSIDE UPPER MOULDING					
64	A(57)		Alternate with C4AZ 6342413-A	C4AZ 5742413-A	6	
64	A(63)		Used with adhesive installation		6	
63/64	A(63)		Painted Black-Used with weatherstrip installation	C3AZ 6342413-A	6	
64	A(63)		Used w/adhesive installation-Alt. w/C4AZ 5742413-A	C4AZ 6342413-A	20	
			No. 8 x .38" Cross recess truss head screw	376378-S101(UU97)	20	
61/	X(78)		Quarter panel belt moulding	C1AB 6242413-A	2	
			No. 4-24 x 1/4" Cross recess pan head screw	*52711-S40	2	
64/	S(63)			C4SZ 6342413-A	5	
GROUP NUMBER	YEAR	BODY TYPE	DESCRIPTION	PART NUMBER		QTY.
				RIGHT HAND	LEFT HAND	
42416-7	MOULDING - BACK WINDOW GARNISH - SIDE - INCLUDES ATTACHING PARTS					
	- A -					
63	A(63)		Used with weatherstrip installation	C3AZ 6342416-A	C3AZ 6342417-A	1
64	A(57)	"Before 3/2/64"		C4AZ 5742417-A	C4AZ 5742417-B	1
64	A(57)	"From 3/2/64"		C4AZ 5742416-B	C4AZ 5742417-B	1
64	A(63)		Used with weatherstrip installation	C4AZ 6342416-A	C4AZ 6342417-A	1
64	A(63)		Used with adhesive installation	C4AZ 6342416-B	C4AZ 6342417-B	1
			No. 10-12 x 1/2" Cross recess pan head screw	52727-S8(U382)	52727-S8(U382)	2
61/	A(63)		No. 8-15 x 1" Cross recess oval head screw	52376-S13(U296)	52376-S13(U296)	AR
	- B -					
63/	B(71)		Paint to match	C3OZ 7142416-A	C3OZ 7142417-A	1
61/	B(71)		No. 8-15 x 1" Cross recess oval head screw	52376-S13(U296)	52376-S13(U296)	AR
	- S -					
61/63	S(63)		Rustless steel	C1SB 6342416-A *	C1SB 6342417-A	1
64	S(63)	"Before 2/18/64"		C4SZ 6342416-A	C4SZ 6342417-A	1
64/	S(63)	"From 2/18/64"		C4SZ 6342416-B	C4SZ 6342417-B	1
61/	S(63)		No. 8-15 x 1" Cross recess oval head screw	52376-S13(U296)	52376-S13(U296)	AR
42416-7	EXTENSION ASSY. - BACK WINDOW OUTSIDE SIDE MOULDING - INCLUDES ATTACHING PARTS					
63/64	B(65)			C3YY 65424A16-A	C3YY 65424A17-A	1
GROUP NUMBER	YEAR	BODY TYPE	DESCRIPTION	PART NUMBER	QTY.	
42423	RETAINER - BACK WINDOW WEATHERSTRIP					
64/	S(63)			C4SZ 6342423-A	1	
424A24	SUPPORT - BACK WINDOW GARNISH LOWER MOULDING					
63	A(63)			C3AZ 63424A24-A	4	
			No. 10-12 x 1/2" Pan head self tapping screw	32924-S7(U344)	4	
64	A(63)			C4AZ 63424A24-A	4	
42430-1	MOULDING - BACK WINDOW OUTSIDE - TOP - INCLUDES ATTACHING PARTS					
	- A -					
60/61	A(63)			C0AB 6342430-E	1	
			No. 6-18 x 1/2" Cross recess flat head screw	52010-S8(U200)	2	
61	A(58,64)		R. H.	C1AB 6442430-A	1	
			L. H.	C1AB 6442431-A	1	
			No. 6-18 x 1/2" Cross recess flat head screw	52010-S8(U200)	2	
60/63	A(54, 62, 65, 75)		Refer to Group 423A00			
63/64	A(63)		R. H. -Used with weatherstrip installation	C3AZ 6342430-A	1	
			L. H.	C3AZ 6342431-A	1	

FORD CAR PARTS

**BODY
SECTION 420**

1103

GROUP NUMBER	YEAR	BODY TYPE	DESCRIPTION	PART NUMBER		QTY.
				RIGHT HAND	LEFT HAND	
42430-1 MOULDING - BACK WINDOW OUTSIDE - TOP - INCLUDES ATTACHING PARTS - continued						
- A -						
	64	A(54, 62)	R. H.	C4AZ	6242430-A	1
			L. H.	C4AZ	6242431-A	1
	64	A(57)	R. H.	C4AZ	5742430-A	1
			L. H.	C4AZ	5742431-A	1
	64	A(63)	R. H. -Used with adhesive installation	C4AZ	6342430-A	1
			L. H.	C4AZ	6342431-A	1
- B -						
	62/63	B(54, 62)		C2OB	6242430-A	1
	63/	B(65)		C3OZ	6542430-A	1
	63/	B(71)		C3OZ	7142430-A	1
	63/	B(65, 71)	No. 8 x 1" Cross recess oval head screw		52445-S13(U317)	4
	64/	B(54, 62)		C4OZ	6242430-A	1
- S -						
	60	S(63A)		★C0SB	6342430-A	1
			No. 8-15 x 1/2" Oval head screw		52344-S13(U292)	7
	61/63	S(63A)		C1SB	6342430-A	1
			No. 8-15 x 3/4" Cross recess oval head screw		359872-S100(UU54B)	3
	64/	S(63A)		C4SZ	6342430-A	1
- X -						
	60/62	X(58A, 64)	R. H.	C0DB	6442430-B	1
			L. H.	C0DB	6442431-B	1
			No. 6-20 x .38" Cross recess truss head screw		353803-S8(UU95)	2
	62	X(62C)		C2DZ	6242430-A	1
	63/	X(54, 62)				1
	63/	X(63)	R. H.	C3DZ	6342430-A	1
			L. H.	C3DZ	6342431-A	1
424A30 SUPPORT - BACK WINDOW GARNISH SIDE MOULDING - LOWER						
	63	A(63)		C3AZ	63424A30-A	2
	64	A(63)		C4AZ	63424A30-A	2
	63/64	A(63)	No. 10-12 x 1/2" Cross recess pan head screw		52727-S8(U382)	2
42450 COVER - BACK WINDOW OUTSIDE MOULDING JOINT - UPPER						
	60	A(58, 64)		C0AB	6442450-A	1
	61	A(58A, 58E, 64A, 64F)				1
	62/63	B(54, 62)		C2OZ	6242450-A	2
	64/	B(54, 62)		C4OZ	6242450-A	2
	60/62	X(58A, 64)		C0DZ	6442450-A	1
42456 MOULDING - BACK WINDOW GARNISH - LOWER - INCLUDES ATTACHING PARTS						
	63	A(63)	Used with weatherstrip installation	C3AZ	6342456-A	1
	64	A(57)	"Before 12/9/63"	C4AZ	5742456-A	1
	64	A(57)	"From 12/9/63"	C4AZ	5742456-B	1
	64	A(63)	Used with weatherstrip installation	C4AZ	6342456-A	1
	64	A(63)	Used with adhesive installation	C4AZ	6342456-B	1
42460 COVER - BACK WINDOW OUTSIDE SIDE MOULDING JOINT						
	60/62	X (58A, 64)		C0DB	6442460-A	2
424A62-3 TUBE and BAFFLE ASSY. - BACK WINDOW HOUSING DRAIN						
	64/	S(63)	R. H.	C4SZ	63424A62-D	1
			L. H.	C4SZ	63424A63-D	1
			No. 10-12 x 1/2" Hex. washer head screw		42127-S7-8(U248C)	8
GROUP NUMBER	YEAR	BODY TYPE	DESCRIPTION	PART NUMBER		QTY.
				RIGHT HAND	LEFT HAND	
42492-3 MOULDING - BACK WINDOW OUTSIDE - SIDE						
- A -						
	61	A(54A, 62A, 65A, 75A)		★C1AB	6242492-D	1
			No. 8 x 1" Cross recess oval head screw		52376-S13(U296)	6
	62/63	A(54, 62, 65, 75)		C1MB	6242492-B	1
			No. 8-18 x 1" Cross recess oval head screw		52445-S13(U317)	8
	64	A(54, 62)		C4AZ	6242492-A	1
				C4AZ	6242493-A	1

GROUP NUMBER	YEAR	BODY TYPE	DESCRIPTION	PART NUMBER		QTY.
				RIGHT HAND	LEFT HAND	
42492-3	MOULDING - BACK WINDOW OUTSIDE - SIDE - continued					
- B -						
	62/63	B(54, 62)		C2OZ 6242492-A	C2OZ 6242493-A	1
	64/	B(54, 62)		C4OZ 6242492-A	C4OZ 6242493-A	1
	63/	B(65)	Includes attaching parts	C3YY 6542492-A	C3YY 6542493-A	1
	63/	B(71)	Includes attaching parts	C3OZ 7142492-A	C3OZ 7142493-A	1
- S -						
	61/63	S(63)	Includes attaching parts	C1SB 6342492-A	C1SB 6342493-A	1
			No. 8 x 3/4" Cross recess oval head screw	359872-S100(UU54B)	359872-S100(UU54B)	8
	64	S(63)	Includes attaching parts	C4SZ 6342492-A	C4SZ 6342493-A	1
- X -						
	62	X(62C)		C2DZ 6242492-A	C2DZ 6242493-A	1
	63/	X(54, 62)				
	63/	X(63)		C3DZ 6342492-A	C3DZ 6342493-A	1
GROUP NUMBER	YEAR	BODY TYPE	DESCRIPTION	PART NUMBER		QTY.
425A02	PANEL - LUGGAGE COMPARTMENT DOOR OUTSIDE FINISH - INCLUDES ATTACHING PARTS					
	60	A(54A, 62A, 63A, 75A, 76B)	Aluminum	C0AB 62425A02-A		1
42512-3	MOULDING - LUGGAGE COMPARTMENT DOOR - INCLUDES ATTACHING PARTS					
- A -						
	60	A(54A, 62A, 63A, 75A, 76B)	Retainer	C0AB 6442512-A		1
			No. 10 External tooth lockwasher	C0AZ 6442527-B		6
			No. 10-24 Hex. nut	34903-S8(X96)		6
				34053-S8(M156)		6
	62	A(except 71)		C2AZ 6242512-A		1
	63	A(except 71)		C3AZ 6242512-A		1
	64	A(except 71)	R. H.	C4AZ 6242512-A		1
			L. H.	C4AZ 6242513-A		1
- B -						
	62	B(54B, 62B, 62C)		C2OB 6242512-A		1
	63	B(54B, 62B, 65)				1
42514	ORNAMENT - LUGGAGE COMPARTMENT DOOR or TAIL GATE					
	60	A(54A, 62A, 75A)	Upper part of letter "G"-Includes attaching parts - NOTE 3	C0AB 6242514-B		1
	60	A(63A, 76B)	Upper part of letter "S" - NOTE 4	C0AB 6342514-A		1
			1/8" Nut (sleeve type)	373528-S32(MM227)		1
	61/63	S		C1SZ 6342514-A		1
425A16	RETAINER - BODY OUTSIDE MOULDING - Refer to Group 20842					
425A18	MOULDING - TAIL GATE OUTSIDE FINISH PANEL - INCLUDES ATTACHING PARTS					
	62	A(71B, 71C, 71D)		C2AB 71425A18-A		1
	63	A(71B, 71C)		C3AZ 71425A18-A		1
	64	A(71B, 71C)		C4AZ 71425A18-A		1
	63	B(71B)	Upper	C3OZ 71425A18-A		1
	64	B(71B)		C4OZ 71425A18-A		1
425A20	PANEL ASSY. - TAIL GATE INSIDE BELT FINISH					
	61	A(59, 71)	Paint to match - NOTE 1	C1AB 59425A20-BP		1
	61	A(59, 71)	Paint to match - NOTE 2	C2MB 71425A20-AP		1
	63	A(71)				1
			No. 8 x 3/4" Cross recess oval head screw	52360-S13(U294)		6
	62	A(71)	Rustless steel-Includes weatherstrip	C2AB 71425A20-A		1
	64	A(71)				1
	63/	B(71)	Includes attaching parts	C3OZ 71425A20-A		1
42527	RETAINER ASSY. - LUGGAGE COMPARTMENT, TAIL GATE UPPER OR LOWER BACK PANEL MOULDING					
- A -						
	60	A(54A, 62A, 63A, 75A, 76B)	Luggage compartment	C0AZ 6442527-B		6
	60	A(54A, 62A, 63A, 75A, 76B)	Lower back panel			8
	60	A(71E, 71F, 71G, 71H)	Tail gate			6
	60	A(58A, 58E, 64A, 64F, 64H)	Rear lamp door			2
	62	A(except 71)	Luggage compartment	C2AZ 6242527-A		10
	62	A(71B, 71C, 71D)	Tail gate	C2AZ 6242527-B		5
	62	A(71B, 71C, 71D)	Quarter			6
	62	A(54, 62, 65, 75, 76)	Quarter			2

NOTE 1 - Not to be used with CIAZ 7140709-G tailgate

NOTE 2 - Used with CIAZ 7140709-G tailgate only

NOTE 3 - To complete name "Galaxie" refer to Groups 43516 & 42528

NOTE 4 - To complete name "Starliner" or "Sunliner" refer to Groups 43516 & 42528

FORD CAR PARTS

**BODY
SECTION 420**

1105

GROUP NUMBER	YEAR	BODY TYPE	DESCRIPTION	PART NUMBER	QTY.
42527 RETAINER ASSY. - LUGGAGE COMPARTMENT, TAIL GATE UPPER OR LOWER BACK PANEL MOULDING - continued					
- A -					
	63	A(except 71)	Luggage compartment	C3AZ 6242527-A	6
	63	A(54B, 62B)	Fuel filler lid	C3AZ 6242527-B	2
	63	A(71B, 71C)	Tail gate-1 13/16" wide	C3AZ 7142527-A	5
	63	A(71B, 71C)	Tail gate-23/32" wide	C3AZ 7142527-B	2
	63	A(63)	Roof moulding when roof is vinyl covered	C2OZ 6242527-A	9
	64	A(71B, 71C)	Fuel filler lid moulding		2
	64	A(63)	Upper back panel	C4AZ 6342527-A	2or6
	64	A(except 71)	Luggage compartment door	C4AZ 6242527-A	2
			Lower back panel side	C4AZ 6242527-D	6
	64	A(except 71)	Luggage compartment door	C4AZ 6242527-B	4
	64	A(71B, 71C)	Tail gate	C4AZ 7142527-A	2
				C4AZ 7142527-B	8
- B -					
	62	B(54B, 62B, 62C)	Luggage compartment	C2OZ 6242527-A	7
	63	B(54B, 62B, 65)	Luggage compartment		7
	63/64	B(71D)	Tail gate	C3OZ 7142527-A	9
	64	B(71B)	Tail gate upper moulding-end	C4OZ 7142527-A	2
			Tail gate lower moulding	C4OZ 7142527-B	7
- X -					
	61/	X(78)	Quarter	C0AZ 6442527-B	8or 16
	64/	X(63)	"From 5/1/64" Used with vinyl roof cover	C4AZ 6242527-B	2
42528 PLATE - LUGGAGE COMPARTMENT DOOR or TAIL GATE NAME - INCLUDES ATTACHING PARTS					
- A -					
	60	A(54, 62, 75)	"Galaxie" - NOTE 3	C0AB 6242528-D	1
	60	A(63)	"tarliner" - NOTE 4	C0AB 6342528-B	1
	60	A(76)	"unliner" - NOTE 4	C0AB 7642528-B	1
			1/8" Nut (sleeve type)	373528-S32(MM227)	3
	60	A(71G)	Refer to Group 42495		
	61	A(54A, 62A, 63A, 65A, 75A, 76B)	"Galaxie"	C1AB 6242528-A	1
	61	A(58A, 64A)	"Fairlane 500"	C1AB 6442528-B	1
	61	A(59C, 71H)	"Ranch Wagon"	C1AB 5942528-A	1
	61	A(71E, F)	"Country Sedan"	C1AB 7142528-A	1
	61	A(71G, J)	"Country Squire"	C1AB 7142528-B	1
	62	A(71A, E)	"Country Squire"	C2AZ 7142528-A	1
	62	A(71B, C)	"Country Sedan"	C2AZ 7142528-B	1
	62	A(71D)	"Ranch Wagon"	C2AB 7142528-C	1
	63	A(71A, E, G, H)	"Country Squire"-On tail gate On front doors	C3AZ 7142528-A	1 2
	63	A(71B, C)	"Country Sedan"	C3AZ 7142528-B	1
- B -					
	63	B(71E, G)	"Fairlane Squire" on quarter panel On tail gate	C3OZ 7142528-A	2 1
	62	B(62C)	"Sports Coupe"	C2OZ 6242528-A	1
	63	B(65B)			1
- X -					
	60/61	X(59A, 71A)	Refer to Group 16098 in Chassis Section		
425A34 PANEL - TAIL GATE OUTSIDE FINISH					
	62	A(71B, C)	Aluminum-Includes attaching parts	C2AZ 71425A34-A	1
425A36 BOLT - TAIL GATE OUTSIDE LOWER MOULDING RETAINER					
	61	A(59, 71)		C1AB 59425A36-A	2
	63	A(71B, C)			2
425A42 REINFORCEMENT - TAILGATE OUTSIDE FINISH PANEL					
	64	A(71B, C)		C4AZ 71425A42-A	1
			No. 8-18 x 3/4" Cross recess pan head screw	376389-S101(UU82D)	5
42564 RAIL - LOWER BACK PANEL OUTSIDE FINISH - INCLUDES ATTACHING PARTS					
	63	A(71A, E, G, H)	Tail gate-lower	C3AZ 7142564-A	1
	64	A(71A, E)		C4AZ 7142564-A	1
	62	X(71B)	Tail gate-lower	C3DZ 7142564-A	1
	63	X(71C, D)			1
	64	X(71C)		C4DZ 7142564-A	1

NOTE 3 - To complete name "Galaxie" refer to Groups 42514 & 43516

NOTE 4 - To complete names "Starliner" or "Sunliner" refer to Groups 42514 & 43516

GROUP NUMBER	YEAR	BODY TYPE	DESCRIPTION	PART NUMBER	QTY.	
42574 RETAINER - TAIL GATE OUTSIDE LOWER FINISH RAIL						
	63	A(71A, E)	No. 8-15 x 1/2" Cross recess pan head screw	C3AZ 7142574-A	5	
				52726-S13(U381)	20	
42588 PANEL - TAIL GATE OUTSIDE APPLIQUE						
	63	B(71E, G)		C3OZ 7142588-A	1	
42622 RETAINER - TAIL GATE ORNAMENT						
	60/63	X(66)		C0DZ 6642622-A	1	
	64/	X(66)	Includes attaching parts	C4DZ 6642622-A	1	
GROUP NUMBER	YEAR	BODY TYPE	DESCRIPTION	PART NUMBER		QTY.
				RIGHT HAND	LEFT HAND	
42700-1 HINGE ASSY. - LUGGAGE COMPARTMENT DOOR						
- A -						
	60	A(except 59, 71)		C0AB 6442700-B	C0AB 6442700-B	2
			5/16"-24 x 1 1/8" Hex. washer head screw	353483-S2(BB588)	353483-S2(BB588)	8
	51/64	A(except 71)		C2AZ 6242700-A	C2AZ 6242701-A	1
	60/64	A(except 59, 71)	5/16"-24 x 1 1/8" Hex. washer head bolt	353483-S2(BB588)	353483-S2(BB588)	10
- B -						
	62	B		C2OZ 6242700-B	C2OZ 6242701-B	1
	63/	B(except 71)		C3OZ 6242700-A	C3OZ 6242701-A	1
	62/64	B(except 71)	5/16"-24 x 1 1/8" Hex. washer head screw	353483-S2(BB588)	353483-S2(BB588)	8
- S -						
	60	S(76A)		B8S 7642700-A	B8S 7642700-A	2
	60	S	5/16"-18 x .62" Hex. head screw & washer assy.	371007-S8(BB575)	371007-S8(BB575)	6or8
	61/63	S(63)		C1SB 6342700-C	C1SB 6342701-C	1
	61/63	S(76)	Less support	C2SZ 7642700-A	C2SZ 7642700-A	2
	62/63	S(76)	Support	C1SZ 7642792-A	C1SZ 7642792-A	2
			Pin (hinge)	B9A 5943030-A	B9A 5943030-A	2
	61/63	S(76)	3/8"-24 x 1" Hex. head bolt	20389-S8(B171)	20389-S8(B171)	8
			3/8" Lockwasher	34807-S7(X66)	34807-S7(X66)	8
			7/16" I. D. x 1.25" O. D. Flat washer	44730-S8(X26)	44730-S8(X26)	4
			3/8" Flat washer	44727-S8(X24)	44727-S8(X24)	4
	61/64	S	5/16"-24 x 1 1/8" Hex. washer head screw	353483-S2(BB588)	353483-S2(BB588)	AR
	64/	S(63)		C4SZ 6342700-A	C4SZ 6342701-A	1
	64/	S(63)	5/16"-18 x 3/4" Hex. hd. screw & washer assy.	359662-S7-8(BB575A)	359662-S7-8(BB575A)	10
	64/	S(76)		C4SZ 7642700-B	C4SZ 7642700-B	2
			3/8"-16 x 1 1/8" Hex. hd. bolt & washer assy.	373162-S(BB563A)	373162-S(BB563A)	8
- X -						
	60/62	X(58A, 64)		C0DZ 6442700-B	C0DZ 6442701-B	1
	62	X(62C)				1
	63	X(54, 62, 63)				1
	63	X(76)		C3DZ 7642700-B	C3DZ 7642701-B	1
	60/64	X(except 66, 71, 78)	5/16"-24 x 1" Hex. head bolt	20387-S8(B157)	20387-S8(B157)	AR
			5/16" External tooth lockwasher	34906-S8(X98)	34906-S8(X98)	AR
			5/16"-18 x 3/4" Hex. head screw & washer assy.	359662-S7-8(BB575A)	359662-S7-8(BB575A)	AR
	64/	X(54, 62, 63, 76)		C4DZ 6242700-B	C4DZ 6242701-B	1
42704-5 BRACKET ASSY. - LUGGAGE COMPARTMENT DOOR TO WHEELHOUSE						
	63/64	A(except 71)		C3AZ 6242704-A	C3AZ 6242705-A	1
	63/64	B(except 71)		C3OZ 6242704-A	C3OZ 6242705-A	1
	60/62	X(58A, 64)		C2GB 6242704-A	C2GB 6242705-A	1
	62	X(62C)				1
	62	B				1
	63	X(54, 62, 63)				1
	63	X(76)		C3DZ 7642704-A	C3DZ 7642705-A	1

FORD CAR PARTS

**BODY
SECTION 430**

1107

GROUP NUMBER	YEAR	BODY TYPE	DESCRIPTION	PART NUMBER		QTY.
				RIGHT HAND	LEFT HAND	
427A24-5 BRACKET ASSY. - LUGGAGE COMPARTMENT DOOR HINGE TO FLOOR PAN						
	61/63	S(63)		C1SB 63427A24-A	C1SB 63427A25-A	1
	64/	S(63)		C4SZ 63427A24-C	C4SZ 63427A25-C	1
427A42 BUSHING - LUGGAGE COMPARTMENT DOOR LIFT						
	61/63	S(76)	Nylon	C1VB 74427A42-A	C1VB 74427A42-A	4
42744-5 BRACKET - LUGGAGE COMPARTMENT DOOR HINGE TO WHEELHOUSE						
	63	A(except 71)		C3AZ 6242744-A	C3AZ 6242745-A	1
	64	A(except 71)		C4AZ 6242744-A	C4AZ 6242745-A	1
	62/63	B(except 71)-"Before 5/22/63"		C3OZ 6242744-A	C3OZ 6242745-A	1
	63/	B(except 71)-"From 5/22/63"		C3OZ 6242744-B	C3OZ 6242745-B	1
	64/	X(54, 62, 63, 76)		C4DZ 6242744-A	C4DZ 6242745-A	1
427A44-5 TRANSMISSION ASSY. - LUGGAGE COMPARTMENT DOOR LOCK						
	60	S(76A)	Refer to Group 40618-9			
	61/63	S(76)	R. H. -Less cable & casing	C1SB 76427A44-A		1
			L. H.	C1SB 76427A45-A		1
			5/16"-24 x 1 3/4" Carriage bolt	*23499-S8		4
			1/2" Flat washer	44735-S8(X32)		4
			3/8" Flat washer	44727-S8(X24)		4
			5/16" Lockwasher (external tooth)	*34941-S7		4
			5/16"-24 Hex. locknut	33923-S7(M32)		4
	64/	S(76)	R. H. -Less cable & casing	C4SZ 76427A44-A		1
			L. H.	C4SZ 76427A45-A		1
42754 ARM ASSY. - LUGGAGE COMPARTMENT DOOR CHECK						
	64/	S(76)		C4SZ 7642754-A		2
			5/16"x 11/16" Pin (clevis)	*76003-S8		2
			5/16" Washer (spring)	356600-S(XX361)		2
			5/16" Flat washer	44722-S8(X19)		4
			1/8" x 49/64" Pin (self-locking)	358883-S7-8(NN128)		2
42790-1 BRACKET - LUGGAGE COMPARTMENT DOOR CHECK						
	64/	S(76)	R. H.	C4SZ 7642790-A		1
			L. H.	C4SZ 7642791-A		1
	64	S(76)	3/8"-24 x 1.29" hex. washer head screw & washer assy.	372422-S2(BB593)		4
42792 SUPPORT - LUGGAGE COMPARTMENT DOOR HINGE TO BODY						
	62/64	S(76)		C1SZ 7642792-A		2
42850-1 ARM ASSY. - LUGGAGE COMPARTMENT DOOR COUNTER BALANCE SPRING						
	60	S(76A)	R. H.	*C0SB 7642850-A		1
			L. H.	*B9SB 7642851-B		1
			1/2" Flat washer	44735-S8(X32)		2
	61/	S(76)	Lift to body	C1SB 7642850-B		2
			3/8"-24 x 2 1/2" Hex. head bolt	374221-S8 (BB302H)		2
			Refer to Group 41836 for bracket attachment			
43000-1 HINGE ASSY. - TAIL GATE						
	61	A(59, 71)		C3AZ 7143000-A	C3AZ 7143001-A	1
	63	A(71)				1
	62	A(71)		C2AB 7143000-A	C2AB 7143001-A	1
	64	A(71)				1
	60/61	A(59, 71)	5/16"-24 x 1 1/8" Hex. washer head screw	353483-S2(BB588)	353483-S2(BB588)	6
	62/64	A(71)				6
	60/61	A(59C, 59E, 71)	5/16"-24 x 1" Flat head screw & washer assy.	372599-S7(BB111)	372599-S7(BB111)	6
	62/64	A(71), B(71)				6or12
	63/	B(71)		C3OZ 7143000-A	C3OZ 7143001-A	1
	60/	X(59, 66, 71, 78)		C0DZ 5943000-A	C0DZ 5943001-A	1
	60/64	X(59, 66, 71, 78)	5/16"-24 x 1" Flat head screw & washer assy.	372599-S7(BB111)	372599-S7(BB111)	6
			5/16"-24 x 1 1/8" Hex. washer head screw	353483-S2(BB588)	353483-S2(BB588)	6

GROUP NUMBER	YEAR	BODY TYPE	DESCRIPTION	PART NUMBER	QTY.
430A00 SPRING - TAIL GATE COUNTER BALANCE					
60/		X(59, 71, 78)		C0DZ 59430A00-B	2
62/64		A(71)		C2AZ 71430A00-A	2
430A06 BRACKET - TAIL GATE COUNTER BALANCE SPRING					
60/		X(59, 71, 78)		C0DB 59430A06-B	2
430A08 PIN - TAIL GATE COUNTER BALANCE SPRING					
60/		X(59, 71, 78)		C0DB 59430A08-B	2
			Pin (self-locking)	352358-S(NN127)	2
430A10-1 REINFORCEMENT - TAIL GATE COUNTER BALANCE SPRING BRACKET					
60/		X(59, 71, 78)	R. H.	C0DB 59430A10-A	1
			L. H.	C0DB 59430A11-A	1
			5/16"-24 x 1 1/8" Hex. washer head screw	353483-S2(B13588)	6
43012-3 BAR - TAIL GATE COUNTER BALANCE TORSION - Also Refer to Group 44890-1					
61		A(59, 71)	R. H.	C1AB 5943012-A	1
62/63		A(71)			1
			L. H.	C1AB 5943013-A	1
			Anti-rattler-Cut 1 piece 9" long from A9A 17543-C		
430A12 ANTI-SQUEAK - TAIL GATE COUNTER BALANCE SPRING					
60/		X(59, 71, 78)	1.90" long-Cut from B9A 17543-A		2
430A14 STRAP ASSY. - TAIL GATE COUNTER BALANCE SPRING					
62/		A(71)	Refer to Group 43037		
60/		X(59, 71, 78)		C0DZ 59430A14-D	2
430A24 PIN - TAIL GATE COUNTER BALANCE STRAP TENSION					
60/		X(59, 71, 78)		C0DB 59430A24-B	2
430A28 PLATE - TAIL GATE COUNTER BALANCE TORSION BAR MOUNTING					
61		A(59, 71)		C1AB 59430A28-B	2
62/63		A(71)			2
			5/16"-24 x 1 1/8" Hex. washer head screw	353483-S2(B13588)	4
63/		B(71)		C3OZ 71430A28-A	2
63/64		B(71)	5/16"-24 x 1" hex. head bolt	20387-S8(B157)	4
			5/16" External tooth lockwasher	34906-S8(X98)	4
43030 PIN - TAIL GATE OR LUGGAGE COMPARTMENT HINGE					
62/		S(76)	Luggage compartment	B9A 5943030-A	2
60/		A, S, X	Door hinge-Cut to length		4or8
62/		B			4or8
43037 BEARING and STRAP ASSY. - TAIL GATE COUNTER BALANCE					
62/		A(71)		C2AZ 7143037-A	2
			No.10-12 x 1/2" Cross recess pan head screw	52727-S8(U382)	4
43114 COVER - TAIL GATE OR BACK DOOR LOCK ACCESS - Also Refer to Group 40709					
61		A(59, 71)		C1AZ 5943114-B	1
62/64		A(71)			1
			Fastener	C1AB 5424495-A	2
			No. 10-16 x 3/8" Round head self-tapping screw	*33112-S7	4
63/		B(71)		C3OZ 7143114-A	1
43125 COVER - LUGGAGE COMPARTMENT DOOR LOCK ACCESS HOLE					
61/63		S		C1SB 6343125-A	1
64/		S(63)		C4SZ 6343125-A	1
43146-7 PLATE - LIFT OR TAIL GATE LATCH STRIKER					
60		A(59C, 59E, 71)	R. H.	C0AB 5943146-A	1
			L. H.	C0AB 5943147-A	1
			5/16"-24 x 1 1/4" Flat head screw & washer assy.	354488-S8(BB109)	4
60		A(59, 71)	Lift gate-Refer to Group 43422		
61		A(59, 71)	Refer to Group 432A06		
62/64		A(71)	5/16"-24 x .92" Flat head locking screw	371402-S13(BB101A)	4
63/64		B(71)			4
60/		X(59, 66, 71, 78)	Refer to Group 431A72		
62/		A(71)		C2AZ 7143146-B	2
63/		B(71)			2

FORD CAR PARTS

**BODY
SECTION 430**

1109

GROUP NUMBER	YEAR	BODY TYPE	DESCRIPTION	PART NUMBER	QTY.	
43150-1 LOCK ASSY. - TAIL GATE						
- A -						
	60	A(59C, 59E, 71)	R. H.	C0MB 5643150-A	1	
			L. H.	C0MB 5643151-A	1	
	60/61	A(59C, 59E, 71)	No. 12-24 x .44" Cross recess flat head screw & washer assy.	353908-S7(BB113)	6	
	62	A(71)	R. H.	C3AZ 7143150-A	1	
	63/64	A(71)			1	
			L. H.	C3AZ 7143151-A	1	
- B -						
	63/	B(71)	R. H.	C3AZ 7143150-A	1	
			L. H.	C3AZ 7143151-A	1	
- X -						
	64	X(59, 66, 71, 78)	R. H.	C3AZ 7143150-A	1	
			L. H.	C3AZ 7143151-A	1	
	62/	A(71)	No. 12-24 x 1/2" Cross recess flat head screw & washer assy.	355782-S8(BB114)	6	
	63/	B(71)			6	
	64	X(59, 66, 71, 78)			6	
431A50-1 LINK ASSY. - TAIL GATE LOCK RELEASE						
	60	A(59C, E, 71)	R. H. - 22 13/16" long	C0AB 59431A50-C	1	
			L. H. - 19 5/8" long	★C0AB 59431A51-C	1	
	61	A(59, 71)		C2AZ 71431A50-B	2	
	62/63	A(71)			2	
	63	B(71)			2	
	62/63	A(71), B(71)	. 148" I. D. x .39" long Nut (sleeve)-Nylon	377647-S(MM216J)	2	
	64	A(71), B(71)	Includes attaching parts	C2AZ 71431A50-D	1	
			Retainer	C3AZ 6221952-A	1	
			Retainer	C3AZ 6221954-A	1	
431B50 SPRING - TAIL GATE LOCK LATCH						
	61	A(59, 71)		C1AB 59431B50-B	2	
	62/	A(71)	Luggage compartment lock		2	
	63	A(except 71)				1
	63/	B(71)				2
	64/	X(59, 66, 71, 78)				2
431C50 CYLINDER ASSY. - TAIL GATE LOCK - WITH KEYS						
	60	A(59, 71)	Refer to Group 43505			
	61	A(59, 71) "Before 2/1/61"	With manual window regulator-NOTE 2	C1AB 59431C50-A	1	
	61	A(59, 71)	With electric window regulator refer to Group 43279			
	62	A(71A, C, E)	With electric window regulator refer to Group 43279			
	62	A(71B, D)	With manual window regulator refer to Group 43505			
	62/	X	Refer to Group 43505			
43152 SHIM - TAIL GATE LOCK STRIKER PLATE						
	60	A(59, 71)	Lift gate	B9A 5943152-A	AR	
	60	A(59, 71)	Tail gate	C0AB 5943152-A	AR	
	61	A(59, 71)	Single action tail gate	C1AZ 5943152-A	AR	
	62/	A(71)			AR	
	62/	B(71)			AR	
	64/	X(59, 66, 71, 78)			AR	
431A55 DOVETAIL ASSY. - LIFT GATE						
	60	A(59, 71)	Includes attaching parts	C0AB 59431A55-C	1	
431C56 CLIP - TAIL GATE OR FRONT DOOR LOCK RELEASE LINK RETAINING						
	60/61	A(59, 71)		C0AB 59431C56-A	2	
	61	A	Front door		2	
431A58 DOVETAIL ASSY. - TAIL GATE						
	60	A(59, 71)	Includes attaching parts	C0AB 59431A58-B	1	
431D60 BOOT - TAIL GATE RELEASE HANDLE						
	63/	A(71), B(71), X(59, 66, 71, 78)		C3AZ 71431D60-A	1	
431A61 SHIM - TAIL GATE LATCH STRIKER PLATE						
	60/	X(59, 66, 71, 78)		C0DB 59431A61-A	AR	

NOTE 2 - For those From 2/1/61 refer to Group 43505

GROUP NUMBER	YEAR	BODY TYPE	DESCRIPTION	PART NUMBER	QTY.
431B62-3	BUMPER - TAIL GATE LATCH				
61	A(59, 71)	R. H.		C1AZ 71431B62-A	1
62/	A(71)				1
63/	B(71)				1
64/	X(59, 66, 71, 78)				1
		L. H.		C1AZ 71431B63-A	1
431C62	HANDLE ASSY. - TAIL GATE LOCK RELEASE				
61	A(59, 71)			C1AB 59431C62-B	1
			No. 12-24 x 1/2" Cross recess pan head screw & washer assy.	*50931-S2	2
62&64	A(71)			C4AZ 71431C62-A	1
63	A(71)			C3AZ 71431C62-B	1
63/	B(71)			C3OZ 71431C62-B	1
62/64	A(71)		No. 12-24 x 1/2" Cross recess flat head screw	356782-S8 (BB114)	2
63/	B(71)				2
431A66	EXTENSION - TAIL GATE LOCK CYLINDER				
61/64	A(59, 71)	"Before 2/1/61"	With manual window regulator - NOTE 2	C1AB 59431A66-A	1
63/	B(71)				1
60/	X(59, 71, 78)			C0DB 59431A66-C	1
43170	CONTROL ASSY. - TAIL GATE LOCK REMOTE				
61/64	A(71)			C2AZ 7143170-A	1
63/64	B(71)				1
61	A(59)				1
60/	X(59, 66, 71, 78)			C0DZ 5943170-A	1
61	A(59, 71)		No. 12-24 x 1/2" Cross recess flat head screw & washer assy.	356782-S8(BB114)	3
60/	X(59, 66, 71, 78)				3
62/	A(71)				3
63/	B(71)				3
431C70	ANTI-RATTLER - TAIL GATE LOCK RELEASE				
61	A(59, 71)			C1AB 59431C70-A	1
62/64	A(71)				1
63/	B(71)				1
431A72	PLATE - TAIL GATE LATCH STRIKER				
60/	X(59, 66, 71, 78)			C0DB 59431A72-B	2
			5/16"-24 x .92" Flat head locking screw	371402-S13(BB101A)	4
431B72	CLIP - TAIL GATE LATCH RELEASE LEVER KNOB RETAINING				
60/	X(59, 66, 71, 78)			C0DB 59431B72-B	1
431A76	KNOB - TAIL GATE LATCH RELEASE LEVER				
60/	X(59, 66, 71, 78)			C0DB 59431A76-B	1
			Clip (retaining)	C0DB 59431B72-B	1
43187	LATCH ASSY. - TAIL GATE				
60	A(59, 71)		Refer to Group 44408		
60/	X(59, 66, 71, 78)			C0DZ 5943187-D	2
			3/8" I.D. - Bumper	374766-S100(CC30)	2
			No. 12-24 x 1/2" Cross recess oval head screw	42868-S8(U22)	8
43196	SPRING - LIFT or TAIL GATE LATCH				
60	A(59, 71)			B7A 5943196-A	1
60/	X(59, 66, 71, 78)				1or2
60/	X(59, 66, 71, 78)		1/4" Flat washer-acts as stop	44720-S8(X18)	2
43200	LATCH ASSY. - LUGGAGE COMPARTMENT or BACK DOOR				
60	A(except 59, 71)			C1DZ 6443200-A	1
60/62	X(58A, 64)				1
62	X(62C)				1
63	X(54, 62, 63, 76)				1
			5/16"-24 x 5/8" Hex. head screw	*20327-S8	4
			5/16" Lockwasher	34806-S7(X64)	4
61	A(except 59, 71)			C1AB 6243200-D	1
			5/16"-24 x 1 1/8" Hex. washer head screw	353483-S2(BB588)	4
62	A(except 71)			C2AZ 6243200-A	1
63	A(except 71)			C3AZ 6243200-B	1
64	A(except 71)			C4AZ 6243200-B	1

NOTE 2 - For those From 2/1/61 refer to Group 43505

FORD CAR PARTS

BODY SECTION 430

1111

GROUP NUMBER	YEAR	BODY TYPE	DESCRIPTION	PART NUMBER	QTY.
43200	LATCH ASSY. - LUGGAGE COMPARTMENT or BACK DOOR - continued				
	62/	A, B (except 71)	5/16"-24 x 1 1/8" Hex. washer head screw	353483-S2(BB588)	2or3
	64/	X(54, 62, 63, 76)			2
	62/	B(except 71)	Without remote control	C2OZ 6243200-B	1
	64/	X(54, 62, 63, 76)			1
	60	S(63)		B5S 4043200-B	1
	60	S	1/4"-20 x 5/8" Hex. head bolt	20324-S8(B41)	3or4
			1/4" Lockwasher	34805-S8(X62)	3or4
	61/63	S(63)		C3SZ 6343200-A	1
	61/63	S(63)	5/16"-24 x 1 1/8" Hex. washer head screw	353483-S2(BB588)	3
	64/	S(63)	Without remote control	C4SZ 6343200-B	1
43202	PLATE ASSY. - LUGGAGE COMPARTMENT DOOR LOCK				
	64/	S(63)		C4SZ 6343202-A	1
432A06	STRIKER ASSY. - TAIL GATE LOCK				
	61	A(59, 71)		C1AB 59432A06-A	2
	62/	A(71), B(71)	5/16"-24 x .88" Flat head locking screw	371402-S13(BB101A)	4
	64/	S(63)	Refer to Group 43146-7		
			5/16"-24 x .92" Flat head locking screw	C4VY 53432A06-A	1
				371402-S13(BB101A)	2
43212-3	ESCUTCHEON - LIFT GATE LATCH				
	60	A(59, 71)	R. H.	B9A 5943212-A	1
			L. H.	B9A 5943213-A	1
			No. 6 x 3/8" Cross recess flat head screw	*50005-S13	4
43226	LINK - LUGGAGE COMPARTMENT DOOR LOCK ACTUATING				
	60	A(except 58F, 59, 64, 71)		C0AB 6443226-D	1
	64	A(except 71)		C4AZ 6243226-A	1
	64	A, S(63)	.148" I. D. x .39" long Nut (sleeve)-Nylon	377647-S(MM216J)	1
	64/	S(63)		C4SZ 6343226-A	1
	60/62	X(58A, 64)		C0DB 6443226-C	1
	62	X(62C)			1
	63	X(54, 62, 63, 76)			1
432A34	NUT & HOUSING ASSY. - LUGGAGE COMPARTMENT DOOR LOCK				
	61/63	S(76)		C3SZ 76432A34-A	2
	64/	S(76)		C4SZ 76432A34-B	2
	61/64	S(76)	3/8"-24 x 1.62" Hex. head bolt	359431-S8(BB505)	2
			3/8" Flat washer	359447-S(XX148)	2
			3/8" Lockwasher	34807-S8(X66)	2
			1/2" I. D. x 1 3/4" O. D. x 1/8" Thick flat washer	356606-S8(XX184)	2
			5/16"-18 x .88" Hex. head screw & washer assy.	*373406-S	4
43235	BRACKET ASSY. - LUGGAGE COMPARTMENT DOOR LOCK STRIKER				
	62/63	B(except 71)		C2OZ 6243235-A	1
	60/63	X(54, 58, 62, 63, 64, 76)		C3DZ 6243235-A	1
	64/	X(54, 62, 63, 76)		C4DZ 6243235-A	1
43241	RETAINER - LUGGAGE COMPARTMENT DOOR LATCH SLEEVE				
	60	A(except 59, 71)		C0AB 6443241-B	1
43252	PLATE - LUGGAGE COMPARTMENT DOOR LOCK STRIKER				
	- A -				
	60	A(except 59, 71)		C0AB 6443252-A	1
	61	A(except 59, 71)		C1MB 6243252-A	1
	62	A(except 71)		C6OZ 6243252-A	2
	62	A(except 71)		C0DB 6443252-B	1
	63	A(except 71)		C3AZ 6243252-A	1
	64	A(except 71)		C4AZ 6243252-A	1
	- B -				
	62/63	B(except 71)		C2OZ 6243252-A	1
	64/	B(54, 62, 65)		C4OZ 6243252-A	1
	- S -				
	60	S(63)		B5A 7043252-C	1
	61/63	S(63)		C0DB 6443252-B	1
	- X -				
	60/63	X(54, 58, 62, 63, 64, 76)		C0DB 6443252-B	1
	64/	X(54, 62, 63, 76)		C4OZ 6243252-A	1

GROUP NUMBER	YEAR	BODY TYPE	DESCRIPTION	PART NUMBER	QTY.
43252 PLATE - LUGGAGE COMPARTMENT DOOR LOCK STRIKER - continued					
60/63		X(54, 58, 62, 63, 64, 76)	5/16"-24 x 5/8" Hex. head bolt	*20327-S7	2
60		A(except 59, 71)			2
61/63		S(63)			2
60/63		X(54, 58, 62, 63, 64, 76)	5/16" Lockwasher	34806-S7(X64)	2
61/63		S(63)			2
60		A(except 59, 71)			2
61		A(except 59, 71)	5/16"-24 x 1 1/8" Hex. washer head screw	353483-S2(BB588)	2
62/63		A(except 71)			2
62/63		B(except 71)			2
60		S(63)			2
64		A, B, X	5/16"-24 x .88" Flat head locking screw	371402-S13(BB101A)	2
432A70 SHIELD - LUGGAGE COMPARTMENT DOOR LOCK STRIKER					
64/		S(63)	Medium Beige	C4SZ 63432A70-AAC	1
64/		S(63)	No. 10-24 x 5/8" Cross recess flat head screw & washer assy.	378524-S7-8 (BB817AB)	1
			No. 8-15 x 1" Cross recess oval head screw	52376-S13(U296)	2
43279 CYLINDER ASSY. - LUGGAGE COMPARTMENT DOOR OR TAIL GATE LOCK - WITH KEYS					
61		A(59, 71)	Tail gate with manual window regulator refer to Group 431C50		
60/61		A(59, 71, 78)	3/4" I. D. Seal	87020-S93(T14)	1
62		A(71), B, X(58, 62, 64)	.56" I. D. x .07" wide "O" ring seal	*374904-S	1
62/		X(59, 71, 78)	Refer to Group 43505		
63/		A, B, S(63), X			
43283 EXTENSION - LUGGAGE COMPARTMENT DOOR LOCK					
62/		B(except 71)		C2YB 6243283-A	1
63		A(except 71)			1
64/		X(54, 62, 63, 76)			1
61/63		S(63)		C3MY 6243283-B	1
43348 BUMPER - LUGGAGE COMPARTMENT DOOR LOCK					
63		A(except 71)		C3AZ 6243348-A	1
43358 LEVER - LUGGAGE COMPARTMENT DOOR LOCK OPERATING					
64		A(except 71)		C4AZ 6243358-A	1
64		S(63)		C4SZ 6343358-A	1
			1/4" Retaining ring	97497-S2(Q5)	1
43360-1 SUPPORT - LUGGAGE COMPARTMENT DOOR LOCK NUT MOUNTING BRACKET					
64/		S(76)	R. H.	C4SZ 7643360-A	1
			L. H.	C4SZ 7643361-A	1
43366 WASHER - LUGGAGE COMPARTMENT VACUUM DOOR LOCK TRANSMISSION MOUNTING					
64/		S(76)		C4SZ 7643366-A	4
43394 GROMMET - LUGGAGE COMPARTMENT DOOR LOCK					
64		S(63)		C4SZ 6343394-A	1
43422 PLATE - LIFT GATE LATCH STRIKER					
60		A(59, 71)		B9AB 5943422-A	2
			1/4"-20 x 5/8" Flat head screw & washer assy.	354831-S7(BB115)	4
43442 KIT - TAIL GATE HANDLE BUTTON OR LOCK CYLINDER RETAINING					
60		A(59, 71)		B9A 5943442-A	1
		Consists of			
		1-Spring	1-Retainer	1-Seal	
		Refer to Group 43505 for button with lock cylinder and keys			
43488 PLATE - TAIL GATE HINGE ON BODY - ANCHOR					
62		A(71)		C2AB 7143488-A	2
64		A(71)			2
43500 ORNAMENT ASSY. - TAIL GATE or LUGGAGE COMPARTMENT DOOR - INCLUDES ATTACHING PARTS					
61/63		S		C1SZ 6343500-A	1
60/61		X(59, 71, 78)		C0DB 5943500-A	1
62/63		X(59, 71, 78)		C2DZ 5943500-A	1
60/63		X(66)		C0DZ 6643500-A	1
64/		X(66)		C4DZ 6643500-A	1

FORD CAR PARTS

BODY SECTION 430

1113

GROUP NUMBER	YEAR	BODY TYPE	DESCRIPTION	PART NUMBER	QTY.
43504 ORNAMENT ASSY. - TAIL GATE OR LUGGAGE COMPARTMENT DOOR - INCLUDES ATTACHING PARTS					
- S -					
	60	S(63A)		C0SB 6343504-A	1
	60	S(76A)		C0SB 7643504-A	1
- X -					
	60/61	X(58A, 64A)		C0DB 6443504-A	1
	62	X(58A, 62C, 64)		C2DZ 6443504-A	1
	63	X(54, 62, 63, 76)			1
43505 CYLINDER ASSY. - LUGGAGE COMPARTMENT, TAIL GATE, BACK DOOR OR STOWAGE COMPARTMENT LOCK					
- A -					
	60	A(59, 71)	With 2 keys	B9A 5943505-A	1
			1/4" Nut and washer assy. (self threading)	371882-S7(MM287)	2
	60/61	A(except 59, 71)	With 2 keys	B9A 6443505-A	1
	61	A(59, 71F, H)-"From 2/1/61"	With manual window regulator -NOTE 2		1
	62	A(71B, D)	With manual window regulator		1
	63	A(71B)	With manual window regulator		1
	64	A(71A, B)	With manual window regulator		1
	61	A(59, 71)	Also refer to Groups 431C50 and 43279		
	62	A (except 71)	With 2 keys	C2AB 6243505-A	1
	62	A(71A, C, E)	With power-lift windows refer to Group 43279		
	63	A(except 71)	With 2 keys-attaching parts	C2DZ 5943505-B	1
	61/64	A(59, 71)	Tail gate with power window regulator		1
	64	A(except 71)	With 2 keys-Includes attaching parts	C4AZ 6243505-C	1
	64	A(except 71)	.75" I.D. x .07" wide "O" ring seal	377682-S(KK45)	1
	60/64	A(71), B, X(58A, 62C, 64)	.56" I.D. x .07" wide "O" ring seal	★374904-S	1
- B -					
	62	B		C2DZ 5943505-B	1
	63/64	B(71)	Tail gate with power window regulator		1
	63/	B(except 71)			1
	63	B(71)	With manual window regulator	B9A 6443505-A	1
	64	B(71B, D)	With manual window regulator		1
	63/	B(71B)	Refer to Group 115A32 for stowage compartment		
- S -					
	60	S(63A)		C2DZ 5943505-B	1
	60	S(63A)	Refer to Group 43279		
	61/63	S(63)	With 2 keys	B9A 6443505-A	1
	64	S(63)	With 2 keys-Includes attaching parts	C4AZ 6243505-C	1
- X -					
	60/61	X(58A, 64A)	With 2 keys	B9A 6443505-A	1
	60/64	X(59, 71, 78)	Tail gate with 2 keys-attaching parts	C2DZ 5943505-B	1
	62	X(58A, 62C, 64)			1
	63/64	X(54, 62, 63, 76)			1
	60/61	X(59A, 71A, 78A)	3/4" I.D. seal	87020-S93(T14)	1
43507 LOCK SET - LUGGAGE COMPARTMENT or TAIL GATE and GLOVE COMPARTMENT DOOR - WITH 2 KEYS					
- A -					
	61	A(59C, 71F, H)- "Before 2/1/61"	With manual tail gate window regulator-NOTE 1	C1AB 5943507-A	1
	62	A(71B, D)			1
	61	A(59, 71)	With power-lift tail gate window regulator	C1AB 7143507-A	1
	62/64	A(71)	With power-lift tail gate window regulator		1
	63/64	A(except 71)	Luggage Compartment		1
	62	A (except 71)	Luggage compartment	C2AB 6243507-A	1
	63/64	A(71)	For manual tail gate window regulator refer to Chassis Group 3689		
	61	A(except 71)		C4AZ 6243507-C	1
- B -					
	62/64	B(except 71)	Luggage compartment	C2OZ 6243507-A	1
	63/64	B(71D)	With power-lift tail gate window regulator and without stowage compartment		1
	63/64	B(71D)	With manual tail gate window regulator and without stowage compartment	C3OZ 7143507-A	1
	63	B(71B, E)	With power-lift tail gate window regulator and stowage compartment	C3OZ 7143507-C	1 φ

NOTE 1 - For those From 2/1/61 refer to Group 43505

NOTE 2 - For those Before 2/1/61 refer to Group 43507

**BODY
SECTION 430**
FORD CAR PARTS

GROUP NUMBER	YEAR	BODY TYPE	DESCRIPTION	PART NUMBER	QTY.
43507	LOCK SET - LUGGAGE COMPARTMENT OR TAIL GATE and GLOVE COMPARTMENT DOOR - WITH 2 KEYS - continued				
- B -					
63		B(71B, E)	With manual tail gate window regulator and	C3OZ 7143507-D	1
64		B(71B)	stowage compartment		1
64		B(71B)	With power-lift tail gate window regulator and	C3OZ 7143507-E	1
			stowage compartment		
- S -					
61/63		S(63)		C1SB 6343507-A	1
64		S(63)		C4SZ 6343507-B	1
43514	COVER ASSY. - LUGGAGE COMPARTMENT LOCK KEY HOLE				
- A -					
60		A(54A, 62A, 75A)	Lower part of letter "G"-Includes attaching part- Note 1	C0AB 6243514-A	1
60		A(63A, 76B)	Lower part of letter "S"-Includes attaching parts- NCTE 2	C0AB 6343514-A	1
60		A(54A, 62A, 63A, 75A, 76B)	Spring	B5A 7043567-A	1
61		A(except 59, 71)	Includes retaining spring	CIAB 6243514-A	1
62		A(except 71)			1
			Spring	B9A 6443567-A	1
61/64		A(59, 71)	With power regulator refer to Group 44028		
- S -					
64		S(63)	Insert on cover-Includes attaching part	C4SZ 6343514-A	1
43516	COVER - LUGGAGE COMPARTMENT LOCK KEY HOLE				
60		A(58A, 64A)	"R"-Includes retaining spring	C0AB 6443516-C	1
60		A(58E, 64F, G)	"O"-Includes retaining spring	C0AB 6443516-D	1
60		A(58F, 64H)		C0KB 6443516-A	1
60		A(58A, E, F, 64A, F, G, H)	Spring	B9A 6443567-A	1
61/62		A(except 59, 71)	Refer to Group 43514		
60		S	Includes attaching parts	C0SB 6343516-A	1
61/63		S(63)	Includes retaining spring	C1SZ 6343516-A	1
			Spring	B9A 6443567-A	1
61/63		S(76)	Includes attaching parts	C1SB 7643516-B	1
			No. 10-32 x 1 1/2" Pan head screw & washer assy.		1
60/61		X(58A, 64A)	Includes retaining spring	C0DB 6443516-B	1
			Spring	B5A 7043567-A	1
62		X(58A, 62C, 64)	Includes attaching parts	C2DZ 6443516-A	1
63		X(54, 62, 63, 76)			1
43539	PAD - TAIL GATE HANDLE				
60		A(59C, 59E, 71)	Center	C0AB 5943539-A	1
43562	KEY - GLOVE and LUGGAGE COMPARTMENT DOOR CYLINDER LOCK- BLANK				
60/64		A, S		B9A 6443562-A	2
60/62		X			2
62/64		B			2
63/64		X(54, 62, 63, 76)			2
63/64		X	Use B9A 3685-A		2
43565	SPACER - LUGGAGE COMPARTMENT DOOR HANDLE LOCK CYLINDER SLEEVE				
61		A(except 59, 71)		C1AB 6243565-B	1
62		A(except 71)			1
64		B(54, 62, 65)		C4OZ 6243565-A	1
62/63		B(except 71)		C2OB 6243565-A	1
62		X(58A, 62C, 64)		C2DB 6443565-A	1
63		X(54, 62, 63, 76)			1
64		X(54, 62, 63, 76)		C4DZ 6243565-A	1
43567	SPRING- LUGGAGE COMPARTMENT DOOR OR TAIL GATE LOCK KEY HOLE COVER				
60		A(54A, 62A, 63A, 75A, 76B)		B5A 7043567-A	1
60/62		X(58A, 62C, 64)			1
60		A(58A, 58E, 58F, 64A, 64F, 64G, 64H)		B9A 6443567-A	1
61		A(except 59, 71)			1
61/63		S(63)			1
62		A(except 71)			1
60		S	Kit-Includes retainers	C0SZ 6343567-A	1

NOTE 1 - To complete name "Galaxie" refer to Groups 42514 & 42528

NOTE 2 - To complete name "Starliner" or "Sunliner" refer to Groups 42514 & 42528

FORD CAR PARTS

BODY SECTION 430

1115

GROUP NUMBER	YEAR	BODY TYPE	DESCRIPTION	PART NUMBER	QTY.
43569 CLIP - LUGGAGE COMPARTMENT DOOR LOCK LINK					
	64	A(except 71), S(63)		C4AZ 6243569-A	1
43603 SLEEVE ASSY. - LUGGAGE COMPARTMENT DOOR OR TAIL GATE LOCK CYLINDER - INCLUDES ATTACHING PARTS					
- A -					
	60	A(54A, 62A, 75A)		C0AB 6243603-C	1
	60	A(58A, 64A)		C0AB 6443603-E	1
	60	A(58E, 64F, 64G)		C0AB 6443603-F	1
	60	A(58F, 64H)		C1KB 6243603-B	1
	60	A(63A, 76B)		C0AB 6343603-A	1
	61	A(except 59, 71)		C1AB 6243603-E	1
			3/4" Lockwasher	*34947-S	1
			3/4"-16 Hex. nut	351126-S(MM145)	1
	62	A(except 71)		C2AB 6243603-A	1
	63	A(except 71)		C3AZ 6243603-A	1
	64	A(except 71)		C4AZ 6243603-A	1
- B -					
	62/63	B(except 71)		C2OZ 6243603-A	1
	64	B(54, 62, 65)		C4OZ 6243603-A	1
- S -					
	64	S(63)		C4SZ 6343603-A	1
- X -					
	60/61	X(58A, 64)		C0DB 6443603-C	1
			Retainer	C1DB 6443629-A	1
	62/63	X(54, 58A, 62, 63, 64, 76)	Refer to Group 43504		
	64	X(54, 62, 63, 76)		C4DZ 6243603-A	1
43625 PAD - LUGGAGE COMPARTMENT DOOR LOCK CYLINDER SLEEVE					
- A -					
	60	A(58E, 64F, G)	Rubber	C0AB 6443625-B	1
	61	A(except 59, 71)		C1AB 6243625-A	1
	62	A(except 71)			1
	63	A(except 71)		C3AZ 6243625-A	1
	64	A(except 71)		C4AZ 6243625-A	1
- B -					
	64	B(54, 62, 65)		C4OZ 6243625-A	1
	62/63	B(except 71)		C2OB 6243625-A	1
- S -					
	64	S(63)		C4SZ 6343625-A	1
- X -					
	60/61	X(58A, 64)		C1DZ 6443625-A	1
	62	X(58A, 62C, 64)		C2DZ 6443625-A	1
	63	X(54, 62, 63, 76)			1
	64	X(54, 62, 63, 76)		C4DZ 6243625-A	1
43629 RETAINER - LUGGAGE COMPARTMENT DOOR LOCK CYLINDER - Also refer to Group 22023					
	60/61	X(58A, 64)		C1DB 6443629-A	1
43634 BUMPER - LUGGAGE COMPARTMENT DOOR - INSIDE					
	60	X(58A, 64A)	Use B5A 16769-A		2
	60	A(except 59, 71)			2
	62/	B(except 71)		C2OZ 6243634-A	2
	64	A(except 71)			2
	61/64	X(54, 58A, 62, 63, 64, 76)	Refer to Group 16758 in Chassis Section		2
43706 WEATHERSTRIP ASSY. - LIFT GATE					
	60	A(59C, E, 71)		C0AB 5943706-C	1

GROUP NUMBER	YEAR	BODY TYPE	DESCRIPTION	PART NUMBER	QTY.
43708-9 SEAL ASSY. - TAIL GATE LOWER CORNER					
63/	B(71)	R. H.		C3OZ 7143708-A	1
		L. H.		C3OZ 7143709-A	1
		No. 8 x 3/4" Cross recess pan head screw		52742-S8(U385)	6
43720-1 WEATHERSTRIP ASSY. - LUGGAGE COMPARTMENT DOOR					
- A -					
60	A(except 59, 71)	Cut as required		C0MB 6443720-C	1
61	A(except 59, 71)				1
62	A(except 71)				1
63	A(except 71)	208 1/2" long		C3AZ 6243720-A	1
64	A(except 71) "From 8/15/66"	Cut to 200" long			1
- B -					
62	B	Cut to 163" long		C3AZ 6243720-A	1
63	B(except 71)	208 1/2" long			1
64	B(except 71)	Cut to 170.38" long			1
- S -					
60/61	S	210" long-Cut to 197 1/2" long		C0MB 6443720-C	1
62	S(63)	Cut to 202" long			1
63	S	Cut to 202" long			1
61/62	S(76)			C1SZ 6343720-A	1
64/	S(63)	Cut to 203" long		C3AZ 6243720-A	1
64/	S(76)	R. H.		C4SZ 7643720-D	1
		L. H.		C4SZ 7643721-B	1
- X -					
60/63	X(54, 58, 62, 63, 64, 76)	Cut as required		C0MB 6443720-C	1
64	X(54, 62, 63, 76)	Cut to 151" long		C3AZ 6243720-A	1
438A10-1 RETAINER - LUGGAGE COMPARTMENT DOOR WEATHERSTRIP					
64/	S(76)	R. H.		C4SZ 76438A10-A	1
		L. H.		C4SZ 76438A11-A	1
43814 RELEASE ASSY. - TAIL GATE LOCK					
60	A(59, 71)			C0AB 5943814-C	1
		1/4"-20 x 1/2" Hex. head bolt		20308-S7(B40)	2
		1/4" Lockwasher		34805-S8(X62)	2
43818 RETAINER - LUGGAGE COMPARTMENT DOOR WEATHERSTRIP AT SEAT BACK					
64/	S(76)			C4SZ 7643818-A	2
43836 HANDLE ASSY. - TAIL GATE					
60	A(59, 71)	Refer to Group 43524			
439A00-1 BUMPER ASSY. - TAIL GATE ON PILLAR					
64	A(71)			C4AZ 71439A00-A	2
		No. 6-20 x 3/8" Cross recess truss head tap screw		353803-S8(UU95)	2
63/	B(71)			C3OZ 71439A00-B	2
		No. 8 x 3/4" Cross recess pan head screw		52742-S8(U385)	4
60/	X(59, 66, 71, 78)	R. H.		C0DZ 66439A00-B	1
		L. H.		C0DZ 66439A01-B	1
		No. 10-12 x 5/8" Cross recess pan head screw		*52735-S8	
43958 SPACER - LIFT GATE PROP					
60	A(59, 71)	.59" thick		B8A 5943958-B	4
60	A(59, 71)	On pillar			2
60	A(59C, 71)	1.01" thick		C0AB 5943958-A	2

FORD CAR PARTS

BODY SECTION 440

1117

GROUP NUMBER	YEAR	BODY TYPE	DESCRIPTION	PART NUMBER	QTY.
44000 REGULATOR ASSY. - BACK WINDOW					
- A -					
	61	A(59, 71)	Install motor then remove manual gear when power regulator is required	C1AB 5944000-D	1
	63	A(71)	Install motor then remove manual gear when power regulator is required	C4MY 7144000-A	1
	62	A(71)	Install motor then remove manual gear when power regulator is required	C2AZ 7144000-B	1
	64	A(71)	Install motor then remove manual gear when power regulator is required		
	61/64	A(59, 71)	5/16"-24 x .68" Hex. washer head screw & washer assy.	371578-S2(BB594)	4
- B -					
	63/	B(71)	Install motor then remove manual gear when power regulator is required	C3OZ 7144000-C	1
- X -					
	60/61	X(59A, 71A)	Power regulator only-install motor then remove manual gear-repl. by 1 each C3DZ 5944000-A, C1AZ 5723394-A, C1VB 5723440-A	*C0DB 5944000-C	1
	60/63	X(59, 71, 78)	Install motor then remove manual gear when power regulator is required	C3DZ 5944000-A	1
	64/	X(59, 71, 78)	Manual regulator	C4DZ 5944000-A	1
	64/	X(59, 71, 78)	Power regulator-less motor	C4DZ 7144000-A	1
	63/64	X(59, 71, 78)	5/16"-24 x .68" Hex. washer head screw & washer assy.	371578-S2(BB594)	4
440A06 BUMPER ASSY. - BACK WINDOW STOP - LOWER					
	60	X(59A, 71A)		C1AB 59440A06-A	2
	61	A(59, 71), X(59A, 71A, 78A)			2
	62	A(71), X(59A, 71, 78A)			2
	64	A(71)			2
	60/64	A, B, X	5/16"-24 x .88" Hex. washer head screw	352628-S2(BB586)	4
	63/64	B(71)		C3OZ 71440A06-A	1
	63/	X(59, 71, 78)		C3DZ 59440A06-A	1
44008 HANDLE & KNOB ASSY. - BACK WINDOW MANUAL REGULATOR					
	61	A(59, 71)		C1AZ 5944008-G	1
	62/64	A(71)			1
	63/	B(71)			1
	61/	A(59, 71), B(71)	1/4"-20 x 1/4" Set screw (headless)	89571-S8B(U409X)	2
44009 HANDLE ASSY. - BACK WINDOW REGULATOR					
- A -					
	61	A(59, 71)	With manual regulator-constant or free wheeling handle-Replaced by 1 each C1AZ 5944009-H & B9A 6443505-A		
	61	A(59, 71)	"Before 5/1/61" With power regulator-Refer to Group 440A34		
			No. 8 External tooth lockwasher	34938-S8(X85)	2
			No. 8-32 Hex. nut	34052-S7 (M155)	2
	62	A(71)	With power regulator-Refer to Group 440A34		
	64	A(71)	With power regulator	C4AZ 7144009-A	1
	61	A(59, 71)	With manual regulator-with constant engagement	C1AZ 5944009-H	1
	62/63	A(71)			1
	64	A(71B)			1
	61/	A(59, 71)	No. 10 Internal tooth lockwasher	34903-S8(X96)	3
			No. 10-24 Hex. nut	34053-S8 (M156)	3
- B -					
	63	B(71)	With power regulator	C3OZ 7144009-A	1
	64	B(71)	With power regulator	C4OZ 7144009-A	1
	63/	B(71)	With manual regulator-with constant engagement	C1AZ 5944009-H	1
	61/	B(71)	No. 10 Internal tooth lockwasher	34903-S8(X96)	3
			No. 10-24 Hex. nut	34053-S8(M156)	3
- X -					
	60	X(59A, 71A)	With manual regulator-Replaced by 1 each C0DB 5944009-G, C0DB 5944048-A & C0DB 5944017-D		
			1.192" I. D. x 1.830" O. D. x .067" thick - Internal tooth lockwasher	34916-S7(X108)	1
			1 1/8"-12 Hex. nut	370634-S7-8 (MM33)	1
	61/64	X(59, 71, 78)	With manual regulator - Note I	C0DB 5944009-G	1
			No. 12-24 x 5/8" Cross recess oval head screw	*50410-S13	2

NOTE 1 - Refer to Group 431A66 (Lock Cylinder Extension) for Separate Replacement

GROUP NUMBER	YEAR	BODY TYPE	DESCRIPTION	PART NUMBER		QTY.
				RIGHT HAND	LEFT HAND	
44011 PAD - BACK WINDOW REGULATOR HANDLE						
- A -						
61		A(59, 71)	Used with power regulator	C1AB	7144011-B	1
62		A(71)				1
63		A(71A, C, E, G, H)				1
64		A(71B)				1
61		A(59, 71)	Used with manual regulator	C1AB	5944011-C	1
62		A(71)				1
63		A(71B)				1
64		A(71B)				1
- B -						
63		B(71B, D, G)	Used with power regulator	C1AB	7144011-B	1
64/		B(71)				1
63		B(71B, D, G)	With manual regulator	C1AB	5944011-C	1
64/		B(71)				1
- X -						
60		X(59A, 71A)	Used with manual regulator	C0DB	5944011-A	1
30		X(59A, 71A)	With power regulator	C0DB	5944011-B	1
61/		X(59, 71, 78)	With manual or power regulator			1
44016 SPRING - BACK WINDOW MANUAL REGULATOR HANDLE PAWL						
61		A(59, 71)		C1AB	5944016-D	1
62/63		A(71), B(71)				1
64		A(71B), B(71)				1
60/		X(59, 71, 78)		C0DZ	5944016-A	1
44017 SOCKET - BACK WINDOW MANUAL REGULATOR STEM						
60/		X(59, 71, 78)	Use with C0DB 5944009-G	C0DB	5944017-D	1
44028 COVER ASSY. - BACK WINDOW REGULATOR HANDLE						
61		A(59, 71)	Used with power regulator	C1AB	7144028-C	1
62/63		A(71)				1
64		A(71A, C, E)				1
			1/8" x 1 1/4" Pin (straight)		353621-S100(NN138)	1
440A34 HOUSING ASSY. - TAIL GATE LOCK CYLINDER - INCLUDES ATTACHING PARTS						
61/63		A(59, 71)	With power regulator	C3AZ	71440A34-A	1
61/63		A(59, 71)	No. 10-24 Hex. nut		34053-S7(M156)	1
			No. 10-24 Internal tooth lockwasher		34903-S8(X96)	1
60/64		X(59, 71, 78)		C0DZ	59440A34-B	1
			No. 8 External tooth lockwasher		34938-S8(X85)	2
			No. 8-32 Hex. nut		34052-S7(M155)	2
44036 SPRING - BACK WINDOW REGULATOR HANDLE						
61		A(59, 71)	With manual regulator	C1AZ	7144036-A	2
62/		A(71), B(71)				2
44048 PLATE - BACK WINDOW REGULATOR HANDLE ANCHOR						
61/		X(59, 71, 78)		C0DB	5944048-A	1
			No. 8 External tooth lockwasher		34938-S8(X85)	2
			No. 8 x 3/8" Cross recess pan head screw		52720-S8(U380)	2
GROUP NUMBER	YEAR	BODY TYPE	DESCRIPTION	PART NUMBER		QTY.
				RIGHT HAND	LEFT HAND	
44400-1 ROD ASSY. - TAIL GATE SUPPORT						
- A -						
60		A(59, 71)		C0AB	5944400-A	1
60		A(59, 71)	5/16"-24 x 3/4" Cross recess flat hd. lock screw	372310-S7-8(BB108A)	372310-S7-8(BB108A)	8
61		A(59, 71)	"Before 12/1/60"	C1AB	5944400-D	1
61		A(59, 71)	"From 12/1/60"	C1AB	5944400-B	1
63		A(71)				1
			5/16"-24 x 3/4" Flat head locking screw	372310-S7-8(BB108A)	372310-S7-8(BB108A)	8
62		A(71)		C2AZ	7144400-B	1
64		A(71)				1
61/64		A(59, 71)	5/16"-24 x 3/4" Flat head lock screw	372310-S7-8(BB108A)	372310-S7-8(BB108A)	8
63/64		A(71)	.45" L D. x .75" O. D. Special spring washer	356383-S7(XX362)	356383-S7(XX362)	4

FORD CAR PARTS

BODY SECTION 440

1119

GROUP NUMBER	YEAR	BODY TYPE	DESCRIPTION	PART NUMBER		QTY.
				RIGHT HAND	LEFT HAND	
44400-1 ROD ASSY. - TAILGATE SUPPORT - continued						
- B -						
	63/	B(71)		C3OZ 7144400-B	C3OZ 7144401-A	1
	63/64	B(71),	5/16"-24 x .56" Pan head locking screw	373030-S8(BB608)	373030-S8(BB608)	4
	63/64	B(71)	.45" I.D. x .75" O.D. Special spring washer	356383-S7(XX362)	356383-S7(XX362)	4
- X -						
	60/	X(59, 66, 71, 78)		C0DZ 5944400-A	C0DZ 5944400-A	2
	60/64	X(59, 66, 71, 78)	5/16"-24 x 3/4" Flat head locking screw	372310-S7-8(BB108A)	372310-S7-8(BB108A)	4
			5/16"-24 x .56" Pan head locking screw-lower	373030-S8(BB608)	373030-S8(BB608)	2
			25/64" I.D. x 1 1/8" O.D. x 1 1/16" thick-spacer	351362-S2(XX118)	351362-S2(XX118)	4
	63/	X(59, 66, 71, 78)	.45" I.D. x .75" O.D. Special spring washer	356383-S7(XX362)	356383-S7(XX362)	2or4
44400-1 PLATE - TAIL GATE SUPPORT TO PILLAR ANCHOR						
	60/64	X(59, 66, 71, 78)		C0DB 59444A00-A	C0DB 59444A01-A	1
GROUP NUMBER	YEAR	BODY TYPE	DESCRIPTION	PART NUMBER		QTY.
44408 LATCH ASSY. - TAIL GATE						
	60	A(59C, E, 71)		C0AB 5944408-C		2
			1/4"-20 x 1/2" Hex. head bolt	20308-S7(B40)		2
			1/4" Lockwasher	34805-S8(X62)		2
			No. 12-24 x 3/8" Crss recess pan head screw & washer assy.	*50805-S8		4
44432 STRIP - TAIL GATE SKID						
	61	A(59C, 71)		C1AB 5944432-B		4
	62/63	A(71)				4
			3/16" Flat head tubular rivet	*351168-S37		12
44454 ANTI RATTLER ASSY. - TAIL GATE SUPPORT - ON PILLAR						
	64	A(71)	Tail gate	C4AZ 7144454-A		2
	61	A(59, 71)		C0DB 5944454-A		2
	61/	A	Fender			2
	62/63	A(71)				2
	60/	X(59, 66, 71, 78)	Tail gate			4
44454 BUMPER ASSY. - TAIL GATE SUPPORT ON PILLAR						
	60/61	A(59C, E, 71)		C0AB 5944454-A		2
GROUP NUMBER	YEAR	BODY TYPE	DESCRIPTION	PART NUMBER		QTY.
44820-1 EXTENSION - LUGGAGE COMPARTMENT DOOR OPENING UPPER REINFORCEMENT						
	63	A(except 71)		C3AZ 6244820-A	C3AZ 6244820-A	2
	64	A(except 71, 76)		C4AZ 6244820-A	C4AZ 6244820-A	2
	62/63	B(except 71)		C2OB 6244820-A	C2OB 6244820-A	2
	64	B(except 71)		C4OZ 6244820-A	C4OZ 6244821-A	1
44822-3 REINFORCEMENT - LUGGAGE COMPARTMENT DOOR OPENING UPPER CORNER						
	64/	S(76)		C4SZ 7644822-B	C4SZ 7644823-B	1
44890-1 BAR - LUGGAGE COMPARTMENT DOOR OR LIFT GATE HINGE TORSION						
- A -						
	60	A(except 59, 71)	36" long-Identified with splash of yellow paint	C0AB 6444890-A	C0AB 6444891-A	1
	61	A(except 59, 71)	Identified with splash of yellow paint	C1AB 6244890-B	C1AB 6244891-B	1
	61	A(59, 71)	Refer to Group 43012-3			
	62	A(except 71, 76)		C1MZ 6244890-A	C1MZ 6244891-A	1
	63	A(except 71)	Identified with splash of yellow paint	C3AZ 6244890-A	C3AZ 6244891-A	1
	64	A(except 71)	Identified with stripe of yellow paint	C4AZ 6244890-A	C4AZ 6244891-A	1

GROUP NUMBER	YEAR	BODY TYPE	DESCRIPTION	PART NUMBER		QTY.
				RIGHT HAND	LEFT HAND	
44890-1 BAR - LUGGAGE COMPARTMENT DOOR or LIFT GATE HINGE TORSION - continued						
- B -						
	62/63	B(except 71)		C2YY 6244890-A	C2YY 6244891-A	1
	64/	B(except 71)	Identified with stripe of yellow paint	C4OZ 6244890-A	C4OZ 6244891-A	1
	63/	B(71)	Identified with splash of yellow paint	C3OZ 7144890-A	C3OZ 7144891-A	1
- S -						
	61/	S(63A)	Identified with splash of yellow paint	C1SB 6344890-A	C1SB 6344891-A	1
- X -						
	60/62	X(58A, 64)	41" long-Identified with splash of yellow paint	C0DB 6444890-B	C0DB 6444891-B	1
	62	X(62C)				1
	63	X(54, 62, 63)				1
	63	X(76)	Identified with splash of yellow paint	C3DZ 7644890-A	C3DZ 7644891-A	1
			. 239/. 234" Nut (spring)	*380264-S2		1
			1/8" Pin (self-locking)	358883-S7-8(NN128)		1
	64/	X(54, 62, 63, 76)	Identified with stripe of yellow paint	C4DZ 6244890-A	C4DZ 6244891-A	1
45028 ANTI-RATTLER - LUGGAGE COMPARTMENT and TAIL GATE TORSION BAR						
	60/62	A, X(58A, 64)	Cut from A9A 17543-C			
	62	X(62C)				
	63/	A(71), B(71)				
	62/	B(except 71)	Cut from A9A 17543-C			
	63/	A(except 71), X(54, 62, 63, 76)				
451A00-1 TROUGH ASSY. - LUGGAGE COMPARTMENT DOOR OPENING - LOWER CORNER DRAIN						
	61/62	S	Refer to Groups 451A02-3 or 45118-9			
451A02-3 TROUGH - LUGGAGE COMPARTMENT DOOR OPENING - LOWER CORNER DRAIN REAR						
	62/63	S	"From 12/15/61"	Used w/C1SZ 6345118-A	C1SZ 63451A02-A	1
				Used w/C1SZ 6345119-A	C1SZ 63451A03-A	1
	64/	S		C4SZ 63451A02-A	C4SZ 63451A03-A	1
451A04-5 REINFORCEMENT - LUGGAGE COMPARTMENT DOOR OPENING - DRAIN TROUGH						
	63	A(except 71)		C3AZ 62451A04-A	C3AZ 62451A05-A	1
	64/	S		C4SZ 63451A04-A	C4SZ 63451A05-A	1
45106-7 PANEL - LOWER BACK FINISH						
	60	A(54A, 62A, 63A, 75A, 76B)	Includes attaching parts No. 8-18 x .38" Cross recess truss head screw	C0AB 6245106-C	C0AB 6245107-C	1
				376378-S101(UU97)	376378-S101(UU97)	6
45118-9 TROUGH - LUGGAGE COMPARTMENT DOOR OPENING - LOWER CORNER DRAIN						
- A -						
	61	A(except 59, 71)		C1AB 6245118-A	C1AB 6245119-A	1
	62	A(except 71)		C2AB 6245118-A	C2AB 6245119-A	1
	64	A(except 71)		C4AZ 6245118-A	C4AZ 6245119-A	1
- B -						
	64	B(except 71)		C4OZ 6245118-A	C4OZ 6245119-A	1
- S -						
	61/62	S	Refer to Group 451A00-1			
	62/63	S	"From 12/15/61"	Used w/C1SZ 63451A02-A	C1SZ 6345118-A	1
				Used w/C1SZ 63451A03-A	C1SZ 6345119-A	1
- X -						
	60/62	X(58A, 64)		C0DB 6445118-C	C0DB 6445119-C	1
	62	X(62C)				1
	63	X(54, 62, 63, 76)				1
	64/	X(54, 62, 63, 76)		C4DZ 6245118-A	C4DZ 6245119-A	1
45120-1 TROUGH - LUGGAGE COMPARTMENT DOOR OPENING - FRONT CORNER DRAIN						
	62	A(except 71)		C2AB 6245120-A	C2AB 6245120-A	2
	64	S(76)		C4SZ 7645120-C	C4SZ 7645121-D	1
45121-3 MOULDING - LOWER BACK FINISH PANEL						
	60	S		B8S 6345212-A	B8S 6345213-A	1

FORD CAR PARTS

BODY SECTION 440

1121

GROUP NUMBER	YEAR	BODY TYPE	DESCRIPTION	PART NUMBER	QTY.	
45528 SUPPORT - LUGGAGE COMPARTMENT LINING BOARD REAR						
	61/63	S		C1SB 6345528-A	2	
	64/	S		C4SZ 6345528-A	2	
45806 PANEL ASSY. - SPARE TIRE WELL - Paint to Match						
	61/64	A(59, 71)	Refer to Group 47007			
45836 CHAIN ASSY. - SPARE TIRE WELL PANEL CHECK						
	61	A(59, 71)		C1AB 5945836-A	1	
	62/64	A(71)			1	
			No. 14 x 5/8" Slotted pan head self-tapping screw	31478-S7(U350)	1	
45842-3 ARM ASSY. - SPARE WHEEL WELL FLOOR PIVOT						
	60/61	A(59C, 59E, 71)	R. H. -Paint to match	C0AB 5945842-AP	1	
	62/64	A(71)			1	
			L. H.	C0AB 5945843-AP	1	
			1/4"-20 x .63" Flat head screw & washer assy.	354831-S7 (BB115)	4	
GROUP NUMBER	YEAR	BODY TYPE	DESCRIPTION	PART NUMBER	QTY.	
				RIGHT HAND	LEFT HAND	
46418-9 SEAL - PACKAGE TRAY BALANCE LINK OPENING						
	61/63	A(76)	Refer to Group 465A10			
46420 RETAINER - PACKAGE TRAY BALANCE LINK OPENING SEAL						
	61/63	S(76)	Refer to Group 465A08			
465A00-1 MOULDING - PACKAGE TRAY FINISH - INTERMEDIATE - INCLUDES ATTACHING PARTS						
	64/	S		C4SZ 63465A00-A	C4SZ 63465A01-A	1
465A04-5 MOULDING - PACKAGE TRAY FINISH - END - INCLUDES ATTACHING PARTS						
	64/	S		C4SZ 63465A04-A	C4SZ 63465A05-A	1
GROUP NUMBER	YEAR	BODY TYPE	DESCRIPTION	PART NUMBER	QTY.	
46506 PANEL ASSY. - PACKAGE TRAY						
			- A -			
	63	A(54, 62, 65A, 75A)		C3AZ 6246506-A	1	
	64	A(54, 62)		C4AZ 6246506-A	1	
	64	A(57)		C4AZ 5746506-A	1	
	63/64	A(63)		C3AZ 6346506-B	1	
			- B -			
	62/	B(54, 62)		C2OZ 6246506-A	1	
	63/	B(65)		C3OZ 6546506-A	1	
			- S -			
	61/63	S(63)		C1SZ 6346506-A	1	
	61/63	S(63)	Refer to Group 46668 for trim panels			
	61/63	S(76)	Paint to match-Includes tacking strip	C1SZ 7646506-A	1	
			5/16"-18 x 1 3/8" Hex. head bolt	*304739-S	6	
			5/16" Lockwasher	34806-S7(X64)	6	
			5/16" Flat washer	44722-S8(X19)	6	
			5/16"-18 Nut (square)	34130-S8(M149)	6	
			1/4"-14 x 1/2" Cross recess oval head screw	*52416-S15	4	
			1/4"-14 Nut (spring)	373532-S2(MM256C)	4	
			No. 10-16 x 1/2" Cross recess oval head screw	52345-S6(U302C)	4	
	64/	S(63)		C4SZ 6346506-A	1	
	64	S(76)	Paint to match-Includes tacking strip	C4SZ 7646506-A	1	
			- X -			
	63	X(63)	"Before 6/10/63"	C3DZ 6346506-A	1	
	62	X(62C)		C2DZ 6246506-A	1	
	63/	X(54, 62)			1	
	63/	X(63)	"From 6/10/63"	C3DZ 6346506-B	1	
465A08-9 RETAINER - PACKAGE TRAY BALANCE LINK OPENING SEAL						
	64/	S(76)	R. H.	C4SZ 76465A08-A	1	
			L. H.	C4SZ 76465A09-A	1	
			No. 8-18 x 3/8" Cross recess pan head screw	52720-S8(U380)	10	
46510 PANEL - PACKAGE TRAY						
	60/	X(62)		C0DB 6646510-A	1	

GROUP NUMBER	YEAR	BODY TYPE	DESCRIPTION	PART NUMBER		QTY.		
				RIGHT HAND	LEFT HAND			
465A10-1 SEAL - PACKAGE TRAY BALANCE LINK OPENING								
	63	S(76)	Light Beige	C3SZ	76465A10-A	2		
			Red	C3SZ	76465A10-B	2		
			Medium Gold	C3SZ	76465A10-C	2		
			Medium Rose Beige	C3SZ	76465A10-D	2		
	64/	S(76)	R. H. -Black	C4SZ	76465A10-AAB	1		
			L. H.	C4SZ	76465A11-AAB	1		
46514-5 PANEL - PACKAGE TRAY - END								
	64/	S(63)	R. H.	C4SZ	6346514-A	1		
			L. H.	C4SZ	6346515-A	1		
46530-1 MOULDING ASSY. - PACKAGE TRAY ON BODY - REAR								
	63	A(63)	"Before 6/10/63"	R. H. -Paint to match	C3AZ	6346530-A	1	
			L. H.	C3AZ	6346531-A	1		
			No. 8-15 x 1" Cross recess oval head screw		52376-S13(U296)	9		
	63/64	A(63)	"From 6/10/63"	R. H. -Paint to match	C3AZ	6346530-B	1	
			L. H.	C3AZ	6346531-B	1		
	63/64	A(54, 62, 63)	No. 8-15 x 5/8" Cross recess oval head screw		53027-S13(U278)	2		
			No. 8-15 x 1 1/4" Cross recess oval head screw		53066-S13(U284)	6		
	64	A(54)	R. H. -Paint to match	C4AZ	5446530-A	1		
			L. H.	C4AZ	5446531-A	1		
	64	A(54, 62)	Center -Paint to match	C4AZ	6246530-B	1		
	64	A(62)	R. H. -Paint to match	C4AZ	6246530-A	1		
			L. H.	C4AZ	6246531-A	1		
	64/	S	Center-Includes attaching parts	C4SZ	6346530-A	1		
	64/	S(76)	Side	C4SZ	7646530-A	2		
46552 RETAINER - PACKAGE TRAY ON BODY - OUTER MOULDING								
	64/	S	Finish end moulding	C4SZ	6346552-A	6		
46593 COUPLING - PACKAGE TRAY LIFT ASSY. TO MOTOR								
	60/	S(76)		BAD	5146593-A	1		
GROUP NUMBER	YEAR	BODY TYPE	DESCRIPTION	PART NUMBER		QTY.		
				RIGHT HAND	LEFT HAND			
46608-9 BRACKET - PACKAGE TRAY STRAINER TO WHEELHOUSE								
	64	A(54, 62)		C4AZ	6246608-A	C4AZ	6246609-A	1
	64	A(57)		C4AZ	5746608-A	C4AZ	5746609-A	1
	63/64	A(63)		C3AZ	6346608-A	C3AZ	6346609-A	1
	63/64	A(76)		C3AZ	7646608-A	C3AZ	7646609-A	1
46610-1 STRAINER - PACKAGE TRAY TO FLOOR								
- A -								
	63	A(63)	"Before 4/24/63"	C3AZ	6346610-A	C3AZ	6346611-A	1
	63	A(76)		C3AZ	7646610-A	C3AZ	7646611-A	1
	63	A(63)	"From 4/24/63"	C4AZ	6346610-A	C4AZ	6346611-A	1
	64	A(except 71, 76)						1
	64	A(76)		C4AZ	7646610-A	C4AZ	7646611-A	1
- B -								
	62/	B(54, 62)		C2OZ	6246610-A	C2OZ	6246611-A	1
	63/	B(65)		C3OZ	6546610-A	C3OZ	6546611-A	1
- S -								
	61/63	S		C1SZ	6346610-A	C1SZ	6346611-A	1
	64/	S(63)		C4SZ	6346610-A	C4SZ	6346611-A	1
- X -								
	60/62	X(58A, 64)		C0DB	6446610-A	C0DB	6446611-A	1
	62	X(62C)						1
	63/	X(54, 62)						1
	63/	X(63)		C3DZ	6346610-A	C3DZ	6346611-A	1
	63/	X(76)		C3DZ	7646610-A	C3DZ	7646610-A	1
46632-3 BRACKET - PACKAGE TRAY STRAINER TO INNER ROOF RAIL								
	63	X(63)	"Before 6/10/63"	C3DZ	6346632-A	C3DZ	6346633-A	1
	63/	X(63)	"From 6/10/63"	C3DZ	6346632-B	C3DZ	6346633-B	1
46640-1 SEAL ASSY. - PACKAGE TRAY - SIDE								
	64/	S(76)		C4SZ	7646640-A	C4SZ	7646641-A	1
46652-3 PLATE - PACKAGE TRAY END								
	64/	S(63)		C4SZ	6346652-A	C4SZ	6346653-A	1

FORD CAR PARTS

**BODY
SECTION 440**

1123

GROUP NUMBER	YEAR	BODY TYPE	DESCRIPTION	PART NUMBER		QTY.		
				RIGHT HAND	LEFT HAND			
46654	PLATE - PACKAGE TRAY CENTER							
	64/	S(63)		C4SZ	6346654-A	1		
46668	PANEL ASSY. - PACKAGE TRAY TRIM - Also Refer to Soft Trim Section 46656							
	63	A(63C)	Paint to match	C3AZ	6346668-A	1		
	64/	A, S	Refer to Soft Trim Section Group 46668					
	61	S(63A)	Medium Beige	★ C1SB	6346668-A04	1		
	62	S(63)	Light Beige	C2SZ	6346668-AAF	1		
	61/63	S(63)	Black-Cut for speaker when required	C1SB	6346668-A05	1		
			Red-Without speaker hole	C1SB	6346668-A10	1		
	62/63	S(63)	Red-With speaker hole	C3SZ	6346668-G	1		
			Medium Turquoise -Without speaker hole	C2SZ	6346668-AAD	1		
			Medium Turquoise Metallic-With speaker hole	C3SZ	6346668-B	1		
			Medium Silver Blue -Without speaker hole	C2SZ	6346668-ACA	1		
			Medium Silver Blue Metallic-With speaker hole	C3SZ	6346668-E	1		
			Medium Blue-Cut for speaker when required	C2SZ	6346668-BAB	1		
			Light Beige Metallic-Cut for speaker when req'd.	C3SZ	6346668-K	1		
			Medium Rose Beige-Without speaker hole	C3SZ	6346668-N	1		
			Medium Rose Beige Metallic-With speaker hole	C3SZ	6346668-J	1		
			Medium Chestnut Metallic-Without speaker hole	C3SZ	6346668-L	1		
			Medium Chestnut Metallic-With speaker hole	C3SZ	6346668-F	1		
			Medium Gold Metallic-Without speaker hole	★ C3SZ	6346668-M	1		
			Gold-With speaker hole	C3SZ	6346668-H	1		
			White Pearl-Without speaker hole	C3SZ	6346668-P	1		
				No. 10 x 5/8" Hex. head self-tapping screw	42014-S8(U240)		5	
46679	BUMPER ASSY. - PACKAGE TRAY TO LUGGAGE COMPARTMENT DOOR							
	64/	S(76)	R. H.	C4SZ	7646679-B	1		
			L. H.	C4SZ	7646679-A	1		
46740	WEATHERSTRIP ASSY. - PACKAGE TRAY PANEL							
	64/	S(76)		C4SZ	7646740-C	2		
			No. 6-20 x 1/4" Cross recess binding head screw	52533-S(U226)		8		
46752	MOTOR AND BRACKET ASSY. - UPPER BACK PANEL LIFT							
	60	S(76A)		BAK	6846752-A	1		
46752-3	SUPPORT - PACKAGE TRAY REAR MOULDING							
	64	A(54, 62)	R. H.	C4AZ	6246752-A	1		
			L. H.	C4AZ	6246753-A	1		
			Clip (moulding)	352230-S8(GG135)		2		
46802	SUPPORT - PACKAGE TRAY TRIM PANEL							
	64	A(57C)		C4AZ	5746802-A	1		
	64	A(63C)		C4AZ	6346802-A	1		
GROUP NUMBER	YEAR	BODY TYPE	DESCRIPTION	PART NUMBER		QTY.		
46838-9	STRAINER -REAR SEAT BACK SUPPORT TO WHEELHOUSE							
	64/	S(76)		C4SZ	7646838-A	C4SZ	7646839-A	1
46840-1	STRAINER - REAR SEAT BACK SUPPORT TO BELT RAIL							
	64/	S(76)		C4SZ	7646840-A	C4SZ	7646841-A	1
46842-3	BRACKET - REAR SEAT BACK STRAINER TO FLOOR							
	64/	S(76)		C4SZ	7646842-A	C4SZ	7646843-A	1
46858	RETAINER ASSY. - PACKAGE TRAY FINISH MOULDING							
	64/	S		C4SZ	6346858-A	C4SZ	6346858-A	10or12
			No. 8 Lockwasher (external tooth)	34938-S8(X85)	34938-S8(X85)		10or12	
			No. 8-32 Hex. nut	34052-S7(M155)	34052-S7(M155)		10or12	
46918-9	PANEL ASSY. - PACKAGE TRAY END - FRONT							
	64/	S(63)		C4SZ	6346918-A	C4SZ	6346919-A	1
	64/	S(76)		C4SZ	7646918-A	C4SZ	7646919-A	1
	64	S	No. 10-12 x 1/2" Cross recess pan head screw	52727-S8(U382)	52727-S8(U382)			4
	64/	S(63)	No. 8-15 x 1" Cross recess oval head screw	52376-S13(U296)	52376-S13(U296)			2
	64/	S(76)	No. 8-18 x .38" Cross recess truss head screw	376378-S101(UU97)	376378-S101(UU97)			2

**BODY
SECTION 440**
FORD CAR PARTS

GROUP NUMBER	YEAR	BODY TYPE	DESCRIPTION	PART NUMBER	QTY.
47002	MOULDING - TAIL GATE OUTSIDE CENTER				
60	A(59C, E, 71)		Includes attaching parts	C0AB 5947002-A	1
			Retainer	C0AZ 6442527-B	6
			No. 10-24 Nut & washer	353911-S100(MM191E)	6
47004	MOULDING-TAIL GATE OUTSIDE LOWER				
60	A(71G)		Includes attaching parts	C0AB 7147004-C	1
			Retainer	C0AZ 6442527-B	6
			No. 10 External tooth lockwasher	34903-S8(X96)	6
			No. 10-24 Hex. nut	34053-S8(M156)	6
47007	PANEL ASSY. - SPARE TIRE WELL - LESS COVER				
60	A(59C, 59E, 71)		Refer to Group 45806		
61	A(59C, E, 71)		Paint to match	C2AZ 7147007-A	1
62/64	A(71)		5/16"-18 x .83" Screw (wing)	359615-S8(BB833)	1
			1/2" I. D. x 57/64" O. D. x 9/64" thick Washer-(rubber)	354959-S(XX178C)	1
			5/16"-18 Nut (caged)	356833-S2(MM206A)	1
62/64	A(71)		For cover refer to Group 47022 in Soft Trim Sections		
47017	ANTI-RATTLER ASSY. - SPARE TIRE WELL COVER PANEL				
61	A(59, 71)	"From 5/15/61"		C1AB 5947017-A	2
62/64	A(71)				2
63/64	B(71)				1
			No. 8-15 x 1/2" Cross recess pan head screw	52726-S13(U381)	4
47020	EXTENSION ASSY. - SPARE WHEEL WELL PANEL - LOWER				
63/64	B(71)			C3OZ 7147020-A	1
47022	COVER - SPARE WHEEL WELL PANEL				
60	A(59, 71)		Vinyl-Specify color-Blue, Green, Brown or Red	*C0AZ 7147022-A	1
47028	PANEL - SPARE WHEEL WELL SIDE - INNER				
63/	B(71)			C3OZ 7147028-A	1
64/	X(59, 71, 78)		R. H.	C4DZ 5947028-A	1
60/63	X(59, 71, 78)		R. H.	C0DB 5947028-B	1
60/	X(59, 66, 71, 78)		L. H. - Refer to group 27859		
47030	PANEL - SPARE WHEEL WELL SIDE - LOWER REAR				
60/63	X(59, 71, 78)		Use on units with 6.50 or 7.00 x 13 tires	C0DZ 5947030-B	1
64	X(59, 71, 78)		Use on units with 6.50 x 13 tires	C4DZ 5947030-A	1
64/	X(59, 71, 78)		Use on units with 7.00 x 14 tires	C4DZ 5947030-B	1
60/	X(59, 71, 78)		Plug (button)-1 1/2" diameter hole	352285-S(PP5)	1
47032	PANEL - SPARE WHEEL WELL - UPPER				
60/	X(59, 71, 78)			C4DZ 5947032-A	1
47042	COVER ASSY. - SPARE WHEEL WELL - Also refer to Soft Trim Sections				
63/	B(71)		Paint to match	C3OZ 7147042-A	1
			Clip	C0DB 5947154-B	1
			No. 8 x 3/8" Cross recess pan head screw	52720-S8(U380)	2
47105	BRACKET ASSY. - SPARE WHEEL HOLD DOWN				
60/62	X(58A, 64)			C0DB 6447105-A	1
62	X(62C)				1
63	X(54, 62, 63)				1
63	X(76)			C3DZ 7647105-A	1
47114	ROD - SPARE WHEEL MOUNTING - Also refer to Group 1448 in Chassis Section				
60/	X(66)			C0DB 6647114-A	1
			1/16" Pin (self-locking)	352358-S(QN127)	1
47120	EXTENSION - SPARE WHEEL WELL SIDE - LOWER REAR				
63	X(59, 71, 78)		R. H.	C3DZ 5947120-A	1
64/	X(59, 71, 78)		R. H.	C4DZ 5947120-A	1
47126	RETAINER - SPARE WHEEL WELL FLOOR WING SCREW				
60	A(59C, 71)			C0AB 5947126-A	1
47154	CLIP - SPARE WHEEL WELL COVER PANEL				
60/	X(59, 71, 78)			C0DB 5947154-B	1
63/	B(71)				1
			No. 8 x 3/8" Cross recess pan head screw	52720-S8(U380)	2

FORD CAR PARTS

**BODY
SECTION 500**

1125

GROUP NUMBER	YEAR	BODY TYPE	DESCRIPTION	PART NUMBER	QTY.
50024	RETAINER - ROOF OUTSIDE FRONT MOULDING				
	60/61	A(63A)		C0AB 6350024-B	16
	60	A(59C, 71)			20
	60	A(59C, 71)	Tail gate moulding		2
50044	MOULDING - ROOF OUTSIDE - REAR CENTER - Also Refer to Group 517A02				
	63/64	A(63)	Used with vinyl covered roof-Includes attaching parts	C3AZ 6350044-A	1
			Retainer	C2OZ 6242527-A	9
			No. 10-24 Nut & washer assy.	353911-S100(MM191E)	9
50108	FASTENER ASSY. - BODY OUTSIDE FINISH RAIL				
	60	A(71G)	Front fender	B9AB 7150108-E	6
	60	A(71G)	Front door		12
	60	A(71G)	Rear door		16
	60	A(71G)	Quarter		16
	60	A(71G)	Front fender	PB9M 7750108-A	6
	64	S	Door power window regulator motor support bracket		2
	61	A(71G, J)	Also refer to Group 290B32		
	61	A(71G, J)	Tail gate	B9AB 7150108-A	4
	63	A(71A, E)	Front fender		10
	63	A	Door power window regulator motor support bracket		2or4
	64	A	Front fender		2or4
	62	A(71A, E)	Quarter-tail light moulding	B9AB 7150108-B	16
	63	B(71E, G)	Tail gate		5
	63	B(71E, G)	Front fender	B9AB 7150108-C	14
	63	B(71E, G)	Front door		14
	63	B(71E, G)	Rear door		12
	63	B(71E, G)	Quarter		20
50108	FASTENER ASSY. - DOOR POWER-LIFT WINDOW REGULATOR BRACKET				
	63	A	Front door	B9AB 7150108-C	2
	63	A(54, 71, 75)	Rear door		2
501A14	PLATE ASSY. - TONNEAU COVER ADJUSTMENT				
	62/63	S(76B)		C2SZ 76501A14-A	1
	64	S(76)		C4SZ 76501A14-A	1
501A28-31	BRACKET - FOLDING TOP MAIN PIVOT SUPPORT TO WHEELHOUSE				
	63/	X(76)	R. H. -Inner	C3DZ 76501A28-A	1
			L. H. -Inner	C3DZ 76501A29-A	1
	63	X(76)	R. H. -Outer	C3DZ 76501A30-A	1
			L. H. -Outer	C3DZ 76501A31-A	1
	64/	X(76)	R. H. -Outer	C4DZ 76501A30-A	1
			L. H. -Outer	C4DZ 76501A31-A	1
501A34	COVER ASSY. - TONNEAU - LESS HEAD RESTS - Note 2				
	62/63	S(76B)	Paint to match	C2SZ 76501A34-C	1
	64	S(76)		C4SZ 76501A34-A	1
	62/64	S	Retainer	C2SZ 76501A36-A	2
			5/16" -18 Nut (spring)-push-on type	353766-S(MM269)	2
			5/16" -18 Nut-rivet type	374301-S37(MM120C)	2
			Loop (footman) -on console	C2SZ 7654810-A	1
			No. 10-32 x 3/4" Cross recess oval head machine screw	*50419-S13	2
			No. 10 Lockwasher	34803-S7(X60)	2
			No. 10-32 Hex. nut	34079-S7(M163)	2
50136-7	EXTENSION - FOLDING TOP BALANCE LINK TO BASE				
	64/	S(76)	R. H. -Paint to match	C4SZ 7650136-B	1
			L. H.	C4SZ 7650137-B	1
	60/	S(76)	7/16" x 1.32" Pin	370653-S8(NN35)	2
			.45" I. D. x .75" O. D. Flat washer	356214-S8(XX162)	2
			.45" I. D. x .75" O. D. Spring washer	356383-S7(XX362)	2
			1/16" Pin (self-locking)	352358-S(NN127)	2

NOTE 2 - Refer to Group 501A02-3 in Soft Trim Sections

GROUP NUMBER	YEAR	BODY TYPE	DESCRIPTION	PART NUMBER	QTY.
501A36	RETAINER - TONNEAU COVER TO BODY - REAR				
62/63	S(76B)			C2SZ 76501A36-A	2
64	S(76)			C4SZ 76501A36-A	2
62/64			5/16"-18 Nut (spring)-push-on type	353766-S(MM269)	2
			5/16"-18 Nut-rivet type	374301-S37(MM120C)	2
50140-1	BASE ASSY. - FOLDING TOP MAIN PIVOT SUPPORT				
61/	S(76)		Refer to Group 506A44-5		
501A50	MOULDING - TONNEAU COVER - SIDE				
64	S(76)		Includes attaching parts	C4SZ 76501A50-A	4
50153	PLATE - FOLDING TOP NO. 1 BOW SCUFF				
61/	S(76)		Refer to Group 514A32-3		
501A54	MOULDING - TONNEAU COVER - FRONT CORNER				
64	S(76)			C4SZ 76501A54-A	4
50156	RETAINER - FOLDING TOP BOW LISTING				
63/64	A(76)		44" long	C3AZ 7650156-A	2
64/	S(76)		35" long	C4SZ 7650156-A	2
63/	X(76)		38" long	C3DZ 7650156-A	2
501A60-1	MOULDING - TONNEAU COVER - FRONT - INNER				
64	S(76)		R. H. -Includes attaching parts	C4SZ 76501A60-A	1
			L. H.	C4SZ 76501A61-A	1
501A62-3	MOULDING - TONNEAU COVER - FRONT - OUTER				
64	S(76)		R. H. -Includes attaching parts	C4SZ 76501A62-A	1
			L. H.	C4SZ 76501A63-A	1
501A64	MOULDING - TONNEAU COVER - REAR				
64	S(76)		Includes attaching parts	C4SZ 76501A64-A	2
501A68	RETAINER - TONNEAU COVER FRONT MOULDING				
64	S(76)			C4SZ 76501A68-A	12
501A70	RETAINER - TONNEAU COVER FRONT MOULDING - END				
64	S(76)			C4SZ 76501A70-A	6
50200-2	PANEL ASSY. - ROOF - Less Silencer and Ornamentation Holes				
	- A -				
61	A(54A, 62A, 65A, 75A)			★C0AB 6250202-B	1
62/63	A(54, 62, 65, 75)			C3AZ 6250202-A	1
64	A(54, 62)			C4AZ 6250202-A	1
63/64	A(63)			C3AZ 6350202-A	1
62/64	A(71)			C2AZ 7150202-A	1
64	A(57)			C4AZ 5750202-A	1
	- B -				
62/63	B(54, 62)			C2OB 6250202-A	1
63	B(71)			C3OZ 7150202-A	1
63/	B(65)			C3OZ 6550202-A	1
64/	B(54, 62)			C4OZ 6250202-A	1
64/	B(71)			C3OZ 7150202-B	1
	- S -				
61/63	S(63)			C1SB 6350202-B	1
64/	S(63)			C4SZ 6350202-B	1
	- X -				
60/	X(59, 71, 78)			C0DB 5950202-B	1
60/	X(66)			C0DB 6650202-A	1
62	X(62C)			C2DZ 6250200-A	1
63/	X(54, 62)				1
63/	X(63)			C3DZ 6350202-A	1
50202	KIT - STARLINER ROOF				
62	A(62, 65, 76)		Kit - Service Details	★	1
Consists of					
1-C1AB	6329002-AP	Moulding-qtr. window garnish-R, H.	1-C0AB 6351187-B	Rail-front side-L, H.	
1-C1AB	6329003-AP	Moulding-qtr. window garnish-L, H.	1-C0AB 6351222-B	Weatherstrip-side rail-R, H.	
1-C0AB	6329920-A	Weatherstrip-qtr. window-R, H.	1-C0AB 6351223-B	Weatherstrip-side rail-L, H.	
1-C0AB	6329921-A	Weatherstrip-qtr. window-L, H.	1-C1AB 63513A16-A	Rail-rear side outer-R, H.	
1-C1AB	6340310-A	Panel-upper back	1-C1AB 63513A17-A	Rail-rear side outer-L, H.	
1-C1AB	6342084-B	Weatherstrip-back window	1-C1AB 63513A42-A	Rail-rear side inner-R, H.	
1-C1AB	6342220-A	Frame-back window	1-C1AB 63513A43-A	Rail-rear side inner-L, H.	
1-C1AB	6342478-A	Moulding-back window-R, H.	1-C0AB 6351700-D	Moulding-drip-R, H.	
1-C1AB	6342479-A	Moulding-back window-L, H.	1-C0AB 6351701-D	Moulding-drip-L, H.	
1-C0AB	6350202-B	Panel-roof	1-C0AB 7651325-A	Weatherstrip-header	
1-C0AB	6351186-B	Rail-front side-R, H.	1-C0AB 7653038-AP	Header assy.	

FORD CAR PARTS

**BODY
SECTION 500**

1127

GROUP NUMBER	YEAR	BODY TYPE	DESCRIPTION	PART NUMBER	QTY.	
502C10	GUIDE ASSY. - SLIDING ROOF PANEL					
	60	S(63A)		COSB 63502C10-B	4	
502C12	WEATHERSTRIP - SLIDING ROOF PANEL - REAR					
	60	S(63A)	71" x 42.68" long-black rubber	COSB 63502C12-B	1	
50217	REINFORCEMENT ASSY. - ROOF PANEL - REAR					
	62/64	A(71)		C2AB 7150217-A	1	
	63/	B(71)		C3OZ 7150217-A	1	
	61/63	S(63)		C1SZ 6350217-A	1	
50222	REINFORCEMENT ASSY. - ROOF PANEL - FRONT					
	62/64	A(71)		C2AZ 7150222-A	1	
	64/	S(63)		C4SZ 6350222-A	2	
50244	REINFORCEMENT ASSY. - ROOF PANEL - CENTER - Also Refer to Group 50290					
	- A -					
	60/64	A(54, 57, 58, 62, 64, 65, 75)		C3AZ 6250244-A	1	
	60/61	A(63)		★C0AB 6350244-B	1	
	63/64	A(63)		C3AZ 6350244-A	1	
	62/64	A(71)		C2AB 7150244-A	1	
	- X -					
	64/	X(63)		C3DZ 6350244-A	1	
502B48-9	LIFTER ASSY. - SLIDING ROOF PANEL					
	60	S(63A)	R. H.	COSB 63502B48-A	1	
			L. H.	COSB 63502B49-A	1	
			No. 10-24 x 21/32" Bolt (square neck)	371100-S8(BB705)	4	
502C50-1	WEATHERSTRIP - SLIDING ROOF PANEL - FRONT and INTERMEDIATE					
	60	S(63A)	Front - .71" x 72.98" long-felt covered	COSB 63502C50-A	1	
			No. 6 x 1/2" Cross recess pan head screw	51763-S8(U362)	2	
	60	S(63A)	Intermediate-.39" x 46.22" long-felt covered	COSB 63502C51-A	1	
			No. 6 x 3/8" Cross recess flat head screw	52005-S13(U196)	2	
502B54	RAMP - SLIDING ROOF PANEL LIFTER					
	60	S(63A)		COSB 63502B54-A	2	
			No. 8-32 x 5/16" Socket head set screw	358544-S8(UU28C)	2	
50263	REINFORCEMENT - ROOF PANEL - FRONT					
	63/	B(71)		C3OZ 7150263-A	1	
	61	X(58A, 64)	'From 12/15/60'	Refer to Group 50290		
	62/	X(except 66, 76)				
50274-5	ORNAMENT - ROOF SIDE INNER					
	61	A(63A), S(63A)		Refer to Group 517A00-1		
502C76	SEAL - SLIDING ROOF PANEL - REAR					
	60	S(63A)	1/2" x 41.88" long-sponge rubber	COSB 63502C76-A	1	
50282-3	EXTENSION - ROOF PANEL TO BACK WINDOW FRAME - SIDE					
	64/	S(63)	R. H.	C4SZ 6350282-A	1	
			L. H.	C4SZ 6350283-A	1	
	63/	X(63)	R. H.	C3DZ 6350282-A	1	
			L. H.	C3DZ 6350283-A	1	
50286-7	ORNAMENT - ROOF OUTSIDE SIDE					
	60	S(63)	Includes attaching parts	COSB 6350286-A	2	
			3/16" Nut (self threading)	373503-S7-8(MM285A)	6	
	61	A(63A)	R. H. -Includes attaching parts	★C1AB 6350286-B	1	
			L. H.	C1AB 6350287-B	1	
			3/16" Nut (self-threading)	373503-S7-8(MM285A)	4	
	61/63	S(63)	Refer to Group 517A20			
	64/	S(63)	Refer to Group 517A18			
50290	REINFORCEMENT - ROOF PANEL CENTER - Also Refer to Group 50244					
	62/	B(except 71)		C2OB 6250290-A	1	
	60/61	X (except 66A)	Also refer to Group 50263			
	63	X(63)		C3DZ 6350290-A	1	
	61/	X(exc.63,66,76)	'From 12/15/60'	Center	C1DB 6450290-A	1
	61/	X(59,71,78)	'From 12/15/60'	Front		1

**BODY
SECTION 500**
FORD CAR PARTS

GROUP NUMBER	YEAR	BODY TYPE	DESCRIPTION	PART NUMBER	QTY.	
50291 REINFORCEMENT ASSY. - ROOF PANEL - REAR						
	60	X(59, 71, 78)		C0DZ 5950291-A	1or2	
502B92 SUPPORT - SLIDING ROOF PANEL FRONT AIR DEFLECTOR						
	60	S(63A)		C0SB 63502B92-B	3	
GROUP NUMBER	YEAR	BODY TYPE	DESCRIPTION	PART NUMBER		QTY.
				RIGHT HAND	LEFT HAND	
50316-7 LINK ASSY. - FOLDING TOP CONTROL - Paint to Match						
- A -						
	60/62	A(76)		*C0AB 7650316-AP	*C0AB 7650317-AP	1
			Pin	B6A 7650345-A	B6A 7650345-A	2
			3/8" x 1 1/8" Pin (oval hd.)	359236-S13(NN12)	359236-S13(NN12)	2
			.45" I.D. x .75" O.D. - Spring wave washer	356383-S7(XX362)	356383-S7(XX362)	2
			.39" I.D. x .754" O.D. Plain washer	356403-S8(XX126)	356403-S8(XX126)	2
			3/32" x 1" Cotter pin	72034-S(N45)	72034-S(N45)	2
	63/64	A(76)		C3AZ 7650316-A	C3AZ 7650317-A	1
			.37" x 1.39" Clevis pin	358426-S13(NN17)	358426-S13(NN17)	2
- S -						
	61/63	S(76)	Refer to Group 506A22-3			
	64/	S(76)		C4SZ 7650316-A	C4SZ 7650317-A	1
			3/8" x 1.17" Pin (clevis)	*354745-S13	*354745-S13	2
			.45" I.D. x .75" O.D. Spring wave washer	356383-S7(XX362)	356383-S7(XX362)	2
			.39" I.D. x .745" O.D. Flat Washer	356403-S8(XX126)	356403-S8(XX126)	2
			3/32" x 1" Cotter pin	72034-S(N45)	72034-S(N45)	2
- X -						
	63/	X(76)		C3DZ 7650316-A	C3DZ 7650317-A	1
GROUP NUMBER	YEAR	BODY TYPE	DESCRIPTION	PART NUMBER	QTY.	
50345 PIN - FOLDING TOP CONTROL LINK						
	60/62	A(76)		B6A 7650345-A	6	
	60/63	S(76)	"Before 9/4/62"		6	
	63	A(76)	"Before 1/18/63"	C3AZ 7650345-A	6	
	63/	S(76)	"From 9/4/62"	C3SZ 7650345-A	6	
	63/64	A(76)	"From 1/18/63"		6	
	64/	X(76)			4	
50356-7 LINK ASSY. - FOLDING TOP POWER - LOWER - Paint to Match						
	64/	S(76)	R. H.	C4SZ 7650356-A	1	
			L. H.	C4SZ 7650357-A	1	
			7/16" x 1.71" Pin (oval head)	370588-S8(NN33)	2	
			.433/.430" x 2.095" Pin (oval head)	357429-S13(NN29)	2	
			.45" I.D. x .75" O.D. Flat washer	356214-S8(XX162)	2	
			.45" I.D. x .75" O.D. Spring wave washer	356383-S7(XX362)	2	
			.51" I.D. Special spring washer	356468-S13(XX363)	2	
			1/2" Flat washer	371703-S(XX179)	2	
			1/16" Self-locking pin	352358-S2(NN127)	4	
50399 PLATE - ROOF SIDE or FRONT FENDER NAME - INCLUDES ATTACHING PARTS						
	62/	B(54A, 62A)	R. H. - "Fairlane" - On roof side	C2OZ 6250399-E	1	
	63	B(71D)	On front fender		1	
			L. H.	C2OZ 6250399-F	1	
	62/	B(54B, 62B)	R. H. - "Fairlane 500" - On roof side	C2OZ 6250399-G	1	
	63	B(65, 71B)	On front fender		1	
			L. H.	C2OZ 6250399-H	1	
	64/	B(65B)	"Sports Coupe" - On roof side	C4OZ 6550399-A	2	

FORD CAR PARTS

BODY SECTION 500

1129

GROUP NUMBER	YEAR	BODY TYPE	DESCRIPTION	PART NUMBER	QTY.
50402-3 MOULDING - ROOF OUTSIDE BELT - REAR - INCLUDES ATTACHING PARTS					
	64	A(54A, 54B, 62A, 62B)- "Before 3/1/64"	R. H.	C4AZ 6250402-A	1
			L. H.	C4AZ 6250403-A	1
	64	A(54A, 54B, 62A, 62B)- "From 3/1/64"	R. H.	C4AZ 6250402-B	1
			L. H.	C4AZ 6250403-B	1
50412 BUSHING - FOLDING TOP REAR SIDE RAIL TO POWER CYLINDER					
	63/	A(76), X(76)	Nylon	C3AZ 7650412-A	4
	64/	S(76)			4
50450-1 BRACKET ASSY. - FOLDING TOP BALANCE LINK LOWER PIVOT					
	60	S(76A)	R. H.	★ B8S 7650450-A	1
			L. H.	★ B8S 7650451-A	1
	60/64	A(76)		B7A 7650450-A	2
	64/	X(76)			2
50453 BUSHING - FOLDING TOP LOWER POWER LINK					
	60/	S(76)		C0SB 7650453-A	4
50454-5 LINK - FOLDING TOP BALANCE - Paint to Match					
- A -					
	63/64	A(76)		C3AZ 7650454-B	1
			7/16" x 13/16" Pin (oval hd.)	359225-S13(NN43)	2
			1/8" x 7/8" Pin (roll)	352146-S(NN99)	2
			.45" I. D. x .75" O. D. Flat washer	356214-S8(XX162)	2
			.45" I. D. x .75" O. D. Spring wave washer	356383-S7(XX362)	2
			1/16" Pin (self-locking)	352358-S(NN127)	2
- S -					
	64/	S(76)		C4SZ 7650454-A	1
			7/16" x 13/16" Pin (oval hd.)	359225-S13(NN43)	2
			3/16" x 1" Pin (roll)	357479-S15(NN108)	2
- X -					
	63/	X(76)		C3DZ 7650454-A	1
			7/16" x 1.375" overall Pin (oval head)	357427-S13(NN26)	2
			7/16" I. D. x 3/4" O. D. x .057" thick flat washer	★373262-S36	4
			.45" I. D. x .75" O. D. Spring wave washer	356383-S7(XX362)	6
			1/16" Pin (self-locking)	352358-S(NN127)	2
			3/32" x 1" Cotter pin	72034-S(N45)	2
GROUP NUMBER	YEAR	BODY TYPE	DESCRIPTION	PART NUMBER	QTY.
50471 BUSHING - FOLDING TOP CENTER RAIL					
	63	A(76)	Nylon	C3AZ 7650471-A	2
	63/	X(76)	Nylon	C3DZ 7650471-A	2
	64/	X(76)	Nylon	C4DZ 7650471-A	4
50472 BUSHING - FOLDING TOP POWER LINK TO SIDE RAIL					
	60/62	A(76)		★C0AB 7650472-A	2
50473 BUSHING - FOLDING TOP MAIN PIVOT BRACKET					
	60/62	A(76)		B7A 7650473-A	4
	63/64	A(76), X(76)	Nylon	C3AZ 7650473-A	4or8
	60/63	S(76)	Side rail	B8S 7650473-B	2
	60/	S(76)	Side rail-rear	C0SB 7650473-A	8or10
	60/	S(76)	Side rail-rear	B7A 7650473-A	2
50474 BUSHING - FOLDING TOP CONTROL LINK TO SIDE RAIL					
	60/62	A(76)	Nylon	B7A 7650474-A	12
	60/63	S(76)	"Before 9/4/62"		12

GROUP NUMBER	YEAR	BODY TYPE	DESCRIPTION	PART NUMBER	QTY.
50474 BUSHING - FOLDING TOP CONTROL LINK TO SIDE RAIL - continued					
63	A(76)	"Before 1/18/63"	Nylon	C3AZ 7650474-A	12
63	X(76)				10
64	X(76)				4
63/64	S(76)	"From 9/4/62"	Nylon	C3SZ 7650474-A	12
63/64	A(76)	"From 1/18/63"			12
64/	X(76)				8
50478-9 BRACKET - FOLDING TOP BALANCE LINK ADJUSTING					
60/64	A(76)		R. H.	*B7A 7650478-A	1
63/	X(76)				1
			L. H.	B7A 7650479-A	1
50486-7 BUSHING - FOLDING TOP MAIN CONTROL - REAR					
63/	A(76), S(76), X(76)			C5AZ 7650486-A	2
63/	X(76)		Nylon	C3DZ 7650487-A	4
50491 SCREW - FOLDING TOP BALANCE LINK ADJUSTING					
60/64	A(76)		Vertical-2.16" long	B7A 7650491-A	2
63/	X(76)				2
50492 PIN - FOLDING TOP CENTER SIDE RAIL - FRONT					
60/62	S(76)			B8S 7650492-A	2
60/62	A(76)				2
63/64	A(76), S(76)		1.56" long	C3AZ 7650492-A	2
63	X(76)		1.22" long	C3DZ 7650492-A	2
64/	X(76)		1.38" long	C4DZ 7650492-A	2
50508 CLAMP ASSY. - FOLDING TOP HOLD DOWN - FRONT					
- A -					
60/62	A(76)			C0AB 7650508-A	2
63/64	A(76)		R. H.	C3AZ 7650508-A	1
			L. H.	C3AZ 7650508-B	1
- S -					
61/63	S(76)			C0AB 7650508-A	2
64/	S(76)			C4SZ 7650508-A	2
			5/16" - 18 x .62" Cross recess oval trim hd.lkg.screw	378926-S13(BB600H)	4
- X -					
63/	X(76)		R. H.	C3AZ 7650508-A	1
			L. H.	C3AZ 7650508-B	1
60/64	A(76), S(76)		No. 10-32 x 1/2" Cross recess pan head screw	50810-S8(U158)	6or8
63	X(76)		& washer assy.		8
50524 BUMPER ASSY. - FOLDING TOP HOLD DOWN CLAMP LEVER					
60/62	A(76)			C0AB 7650524-A	2
61/63	S(76)				2
			No. 10-32 x 1/2" Cross recess pan head screw and washer assy.	50810-S8(U158)	2
50530-1 PLATE - FOLDING TOP or ROOF HOLD DOWN CLAMP LATCH - FRONT					
63/64	A(76), X(76)		R. H.	C3AZ 7650530-A	1
			L. H.	C3AZ 7650531-A	1
60/64	A(76), X(76)		No. 10-32 x 1/2" Cross recess flat head screw & washer assy.	350056-S13(BB107)	4
64/	S(76)			C4SZ 7650530-A	2
			No. 8-15 x 1" Cross recess oval head screw	52376-S13(U296)	2
50536 LATCH - ROOF HOLD DOWN CLAMP					
60/64	A(76)			C0AZ 7650536-A	1
63/	X(76)				1
64/	S(76)			C4SZ 7650536-A	1
50600-1 LIFT ASSY. - FOLDING TOP					
- A -					
60/61	A(76)			B7A 7650600-A	2
			.370"/.367" x 1.008" Pin	359140-S13(NN14)	2
62	A(76)			C2AZ 7650600-A	2
63	A(76)			C3AZ 7650600-A	2
62	A(76)		3/8" x .72" Pin (oval head)	375969-S7-8(NN30H)	2
60/62	A(76)		3/8" flat washer	356403-S8(XK126)	2
64	A(76)			C4DZ 7650600-A	2

FORD CAR PARTS

BODY SECTION 500

1131

GROUP NUMBER	YEAR	BODY TYPE	DESCRIPTION	PART NUMBER	QTY.
50600-1 LIFT ASSY. - FOLDING TOP - continued					
- S -					
	60	S(76A)	R. H. -2 3/8" diameter cylinder	★B9SB 7650600-B	1
			L. H.	★B9SB 7650601-B	1
	61/62	S(76)		C1SB 7650600-A	2
	63	S(76)		C3SZ 7650600-A	2
	64/	S(76)		C4SZ 7650600-A	2
			3/8" x 1, 156" Oval head pin	359236-S13(NN12)	2
			3/8" x 1 13/16" Clevis pin	★76073-S8	2
- X -					
	63	X(76)		C3DZ 7650600-A	2
	64/	X(76)		C4DZ 7650600-A	2
	64/	A(76), X(76)	No. 10-12 x 5/8" Hex. washer head screw	42134-S8(U249)	2or3
			No. 10-32 x 1/2" Cross recess oval head screw & washer assy.	350056-S13(BB107)	4
	63/	A(76), X(76)	1/4" Flat washer	44720-S8(X18)	2
			1/4"-20 Hex. nut	34055-S8(M158)	2
	64	A(76), X(76)	Clip	★375938-S8	3
	60/	A(76)	.45" I. D. x .75" O. D. Special spring washer	356383-S7(XX362)	4
			3/8" x 1 13/16" Clevis pin	★76073-S8	2
			3/8" Flat washer	44727-S8(X24)	4or6
			1/16" Pin (self locking)	352358-S(NN127)	2or4
	60/63	S(76)	3/8" x 3.37" Clevis pin	370611-S8(NN8)	2
	60/	S(76)	3/8" Flat washer	44727-S8(X24)	4
			.45" I. D. x .75" O. D. Special spring washer	356383-S7(XX362)	2
			1/16" Pin (self-locking)	352358-S(NN127)	4
			Bushing	COSB 7650453-A	2
			.51" I. D. x .57" O. D. Special spring washer	8M 7653213	2
			7/16" Flat washer	359820-S8(XX203)	2
			7/16" x 1.71" Pin	370588-S8(NN33)	2
			No. 10-12 x 1/2" Cross recess pan head screw	32924-S7(U344)	6
			1/4" Flat washer	44720-S8(X18)	2
	61/	S(76)	1/4"-20" Hex. nut	34055-S8(M158)	2
	63	X(76)	.45" I. D. x .75" O. D. Special spring washer	356383-S7(XX362)	2
			3/8" Flat washer	44727-S8(X24)	2
	63/	X(76)	3/8" x 45/64" Pin (clevis)	★73986-S8	2
			1/16" Pin (self locking)	352358-S(NN127)	2
			.45" I. D. x .75" O. D. Special spring washer	356383-S7(XX362)	2
50614 BUSHING - FOLDING TOP BALANCE LINK TO BASE EXTENSION					
	60/	S(76)		COSB 7650614-A	4
	64/	S(76)		C4SZ 7650614-A	2
506A14 LINK - FOLDING TOP BALANCE - LOWER					
	64/	S(76)	"Before 10/18/65"	C4SZ 76506A14-B	1
	64/	S(76)		359225-S13(NN43)	4
			7/16" x 13/16" Pin (oval head)		
			3/16" x 1" Pin (roll)	357479-S15(NN108)	4
50618 BOLT - FOLDING TOP SIDE LINK					
	63	X(76)		C3DZ 7650618-A	4
50636 BUSHING - FOLDING TOP BALANCE LINK TO CENTER SIDE RAIL - Nylon					
	63/	X(76)		C3DZ 7650636-A	2
50644-5 BRACKET ASSY. - FOLDING TOP LIFT SOLENOID					
	64/	S(76)	R. H.	C4SZ 7650644-A	1
			L. H.	C4SZ 7650645-A	1
506A44-5 BASE - FOLDING TOP MAIN PIVOT SUPPORT					
	61/63	S(76)	R. H. - Paint to match	C1SZ 76506A44-A	1
			L. H.	C1SZ 76506A45-A	1
	64	S(76)	"Before 10/1/63"	C4SZ 76506A44-A	1
			L. H.	C4SZ 76506A45-A	1
	64	S(76)	"From 10/1/63"	C4SZ 76506A44-B	1
			L. H.	C4SZ 76506A45-B	1
			1/4"-20 x 7/8" Hex. washer head screw	★40966-S8	4
	61/	S(76)	5/16"-24 x 1" Hex. head bolt	20387-S8(B157)	6or8
			5/16" Flat washer	44722-S8(X19)	6or8
			3/8" Lockwasher	34807-S8(X66)	6or8

**BODY
SECTION 500**
FORD CAR PARTS

GROUP NUMBER	YEAR	BODY TYPE	DESCRIPTION	PART NUMBER		QTY.
				RIGHT HAND	LEFT HAND	
506A52 LINK - FOLDING TOP POWER - UPPER						
	64/	S(76)		C4SZ	76506A52-A	2
			7/16" x 61/64" Pin (oval head)		354735-S13(NN31)	2
			7/16" x 1.88" Pin (oval head)		370644-S13(NN45)	2
			.51" I.D. Special spring washer		356468-S13(XX363)	2
			.45" I.D. x .75" O.D. Flat washer		356214-S8(XX162)	2
			1/16" Pin (self-locking)		352358-S(NN127)	2
			1/8" x 1 1/8" Roll pin		372929-S(NN103)	2
			3/32" x 1" Cotter pin		72034-S(N45)	2
506A58 SUPPORT ASSY. - FOLDING TOP LIFT						
	64/	S(76)		C4SZ	76506A58-A	2
506A64 BUSHING - FOLDING TOP UPPER POWER LINK PIVOT						
	60/61	S(76A)		C0SB	76506A64-A	2
506A66 BUSHING - FOLDING TOP LOWER POWER LINK PIVOT						
	60/61	S(76A)		C0SB	76506A66-A	2
506A68-9 LINK - FOLDING TOP BALANCE TO EXTENSION - Paint to Match						
	61/62	S(76A,B)	R. H. -Used with Tonneau Cover	C2SZ	76506A68-A	1
	63	S(76)	L. H.	C2SZ	76506A69-A	1
	61/63	S(76)	5/16" - 18 x 7/8" Hex. head bolt		20366-S8 (B52)	4
			5/16" Lockwasher		34806-S7 (X64)	4
			5/16" Flat washer		44722-S8 (X19)	4
			7/16" x 1 11/16" Oval head pin		371253-S13(NN156D)	2
	64/	S(76)	R. H.	C4SZ	76506A68-A	1
			L. H.	C4SZ	76506A69-A	1
			7/16" x 1.88" Pin (oval head)		370644-S13(NN45)	2
			3/16" x 2" Pin (spring)		*305133-S	2
50678 BUSHING - FOLDING TOP HYDRAULIC LIFT						
	64/	A(76), X(76)		C4DZ	7650678-A	4
50719 CONNECTOR - FOLDING TOP INVERTED MALE						
	60	A(76B)	Used with hydraulic top lift	*BF	7650719-A	3
507A20 PIN - FOLDING TOP BALANCE LINK EXTENSION						
	64	S(76)	"From 1/13/64"	C4SZ	76507A20-A	2
507A22 RETAINER - FOLDING TOP BALANCE LINK EXTENSION						
	64	S(76)	"From 1/13/64"	C4SZ	76507A22-A	2
50763 GROMMET - FOLDING TOP LIFT HYDRAULIC PUMP MOUNTING						
	64/	S(76)		C4SZ	7650763-A	4
50804 BRACKET - TOP LIFT TO FLOOR						
	63/64	X(76)		C3DZ	7650804-A	2
			5/16"-24 x 1 1/8" Hex. washer head screw		353483-S2(BB588)	6
			5/16" Flat washer		44722-S(X19)	6
			5/16"-24 Hex. nut		33923-S7(M32)	6
			5/16" Lockwasher		34806-S7(X64)	6
50816 RETAINER - FENDER TO COWL SIDE						
	60/	A		B5A	7650816-A	2
	62/	B				2
	63	S				2
	60/	X				4
50847 EXTENSION - ROOF PANEL REAR						
	60	A(62A, 75A)		C0AZ	6250847-A	1
	61	A(54A, 62A, 65A, 75A)				1
	62/63	A(54, 62, 65, 75)				1
GROUP NUMBER	YEAR	BODY TYPE	DESCRIPTION	PART NUMBER		QTY.
				RIGHT HAND	LEFT HAND	
50900-1 STRIP - ROOF HEADLINING SIDE RETAINING-REAR LOWER						
	64	A(54, 62)		C4AZ	6250900-A	2
	64	A(57)		C4AZ	5750900-A	1
	64/	S(63)		C4SZ	6350900-A	2

FORD CAR PARTS

BODY SECTION 510

1133

GROUP NUMBER	YEAR	BODY TYPE	DESCRIPTION	PART NUMBER		QTY.
				RIGHT HAND	LEFT HAND	
50936-7 STRIP ASSY. - ROOF HEADLINING SIDE RETAINING - FRONT						
	63/64	B(65)		C3OZ 6550936-A	C3OZ 6550937-A	1
	62/	B(54, 62)		C2OZ 6250936-A	C2OZ 6250937-A	1
	63/	B(71)		C3OZ 7150936-A	C3OZ 7150937-A	1
	60/62	X(58A, 64, 66A)	NOTE 1	C1DB 6450936-A	C1DB 6450937-A	1
	63/	X(66)				1
	60/	X(59, 71, 78)		C1DZ 5950936-A	C1DZ 5950937-A	1
	61/62	X(64) "From 3/1/61"		C2DZ 6250936-A	C2DZ 6250937-A	1
	62	X(62C)				1
	63/	X(54, 62)	Cut as required			1
	60/	X	No. 8 x 1/2" Cross recess pan head screw	52726-S13(U381)	52726-S13(U381)	2or4
50940-1 STRIP ASSY. - ROOF HEADLINING SIDE RETAINING - REAR						
	63/64	B(65)		C3OZ 6550940-A	C3OZ 6550941-A	1
	62/	B(54)		C2OZ 6250940-A	C2OZ 6250941-A	1
	63/	B(71)		C3OZ 7150940-A	C3OZ 7150941-A	1
	63/	X(54)		C3DZ 5450940-A	C3DZ 5450941-A	1
	60/	X(54, 58A, 71)	No. 8 - 15 x 1/2" Cross recess pan head screw	52726-S13(U381)	52726-S13(U381)	2
50952-3 STRIP - ROOF HEADLINING RETAINING						
	60	A(75A)		★C2AB 7550952-A	C2AB 7550953-A	1
	61/62	A(65, 75)				1
	63	A(54, 62)		C3AZ 6250952-A	C3AZ 6250953-A	1
	63	A(65, 75)		C3AZ 6550952-A	C3AZ 6550953-A	1
	64	A(54, 62)		C4AZ 6250952-A	C4AZ 6250953-A	1
	60/63	A(54, 58, 62, 64, 65, 75)	No. 8-15 x 1/2" Cross recess pan head screw	52726-S13(U381)	52726-S13(U381)	2or4
	64	A(54, 62)				2or4
	60/	X	Refer to Group 50936-7			
50956-7 STRIP - ROOF HEADLINING RETAINING - REAR						
	62	A(54)		★C2AB 5450956-A	★C2AB 5450957-A	1
	63	A(54)		C3AZ 5450956-A	C3AZ 5450957-A	1
	63	A(65, 75)		C3AZ 6550956-A	C3AZ 6550957-A	1
	64	A(54)		C4AZ 5450956-A	C4AZ 5450957-A	1
	60/63	A(54, 58, 65, 75)	No. 8-15 x 1/2" Cross recess pan head screw	52726-S13(U381)	52726-S13(U381)	2or4
	64	A(54)				2
	60/	X(54, 58A, 71)	Refer to 50936-7 or 50940-1			
GROUP NUMBER	YEAR	BODY TYPE	DESCRIPTION	PART NUMBER		QTY.
51016 STRIP ASSY. - ROOF HEADLINING HEADER TACKING						
	64/	S(63)			C4SZ 6351016-A	1
GROUP NUMBER	YEAR	BODY TYPE	DESCRIPTION	PART NUMBER		QTY.
				RIGHT HAND	LEFT HAND	
51154-5 RAIL ASSY. - FOLDING TOP CENTER SIDE						
- A -						
	60	A(76B)	Paint to match- NOTE 3	★C0AB 7651154-AP	★C0AB 7651155-AP	1
	60/62	A(76)	Paint to match- NOTE 4	C0AZ 7651154-BP	C0AZ 7651155-BP	1
	60/62	A(76)	.131"/.134" x 1.50" Pin (roll)	357883-S8(NN105)	357883-S8(NN105)	2
	63/64	A(76)	Paint to match	C3AZ 7651154-B	C3AZ 7651155-B	1
	63	A(76)	Pin	B8S 7650492-A	B8S 7650492-A	2
	63/	A(76)	Pin	C3AZ 7650492-A	C3AZ 7650492-A	2
- S -						
	60	S(76A)	Paint to match	★B8S 7651154-A	B8S 7651155-A	1
			Pin	B8S 7650492-A	B8S 7650492-A	2
			.383"/.381" x 1.17" Oval head pin	357545-S13(NN153)	357545-S13(NN153)	2
			.39" I. D. x 1.18" O. D. Wave washer	356445-S8(XX341)	356445-S8(XX341)	2
			1/8" x 1" Pin (roll)	354547-S(NN100)	354547-S(NN100)	2
	61/62	S(76)	.131"/.134" x 1.50" Pin (roll)	357883-S8(NN105)	357883-S8(NN105)	2

NOTE 1- Used on X (64) Before April 3, 1961 NOTE 3 - Use with 54" Back Curtain NOTE 4 - Use with 50" Back Curtain

**BODY
SECTION 510**
FORD CAR PARTS

GROUP NUMBER	YEAR	BODY TYPE	DESCRIPTION	PART NUMBER		QTY.
				RIGHT HAND	LEFT HAND	
51154-5 RAIL ASSY. - FOLDING TOP CENTER SIDE - continued						
- S -						
61/63	S(76)		Paint to match	C1SZ 7651154-A	C1SZ 7651155-A	1
			Pin	B8S 7650492-A	B8S 7650492-A	2
			1/8" x 1 1/8" Pin (roll)	372929-S(NN103)	372929-S(NN103)	2
61/63	S(76)	"Before 2/4/63"	3/8" x 1 11/32" Oval hd. pin	357510-S13(NN154A)	357510-S13(NN154A)	2
63/64	S(76)	"From 2/4/63"	7/16" x 1.30" Oval hd. pin	378187-S13(NN156B)	378187-S13(NN156B)	2
64,	S(76)		Paint to match	C4SZ 7651154-A	C4SZ 7651155-A	1
- X -						
63	X(76)		Paint to match	C3DZ 7651154-A	C3DZ 7651155-A	1
			Pin	C3DZ 7650492-A	C3DZ 7650492-A	2
			.45" I.D. x 1" O.D. Flat washer-Nylon	★376659-S	★376659-S	2
			3/8"-24 x 1.08" Hex. head shoulder bolt	★376665-S	★376665-S	2
			3/8"-24 Hex. nut	33925-S7(M33)	33925-S7(M33)	2
64/	X(76)		Paint to match	C4DZ 7651154-A	C4DZ 7651155-A	1
			1/4"-20 x 1/2" pan head adjusting screw	★358993-S8	★358993-S8	2
51180-1 RAIL ASSY. - ROOF SIDE FRONT INNER						
- A -						
60/61	A(59)		Refer to Group 513A38-9			
60/64	A(71)			C0AZ 7151180-A	C0AZ 7151181-A	1
63	A(54, 62, 65, 75)		Refer to Group 513A38-9			
63/64	A(63)			C3AZ 6351180-A	C3AZ 6351181-A	1
64	A(54)			C4AZ 5451180-A	C4AZ 5451181-A	1
64	A(57)			C4AZ 5751180-A	C4AZ 5751181-A	1
64	A(62)			C4AZ 6251180-A	C4AZ 6251181-A	1
- B -						
62/	B(54, 62)			C2OZ 6251180-A	C2OZ 6251181-A	1
63/	B(65)			C3OZ 6551180-B	C3OZ 6551181-B	1
63/	B(71)			C3OZ 7151180-A	C3OZ 7151181-A	1
61/63	S(63)			C1SZ 6351180-A	C1SZ 6351181-A	1
64/	S(63)			C4SZ 6351180-A	C4SZ 6351181-A	1
- X -						
60/62	X(58A, 64)			C0DZ 6451180-A	C0DZ 6451181-A	1
62	X(62C)			C2DZ 6251180-A	C2DZ 6251181-A	1
63/	X(54, 62)					1
63/	X(63)			C3DZ 6351180-A	C3DZ 6351181-A	1
60/	X(59, 71, 78)		Refer to Group 513A38-9			
60/	X(66)		Refer to Group 51184-5			
51184-5 RAIL - ROOF SIDE						
60/	X(66)			C0DB 6651184-A	C0DB 6651185-A	1
51186-7 RAIL - ROOF SIDE - OUTER - FRONT						
- A -						
60/61	A(62A, 64)			★C0AB 6451186-B	C0AB 6451187-B	1
60/61	A(54A, 58)			C0AB 5851186-B	C0AB 5851187-B	1
62/63	A(54, 62)					1
60	A(75A)			★C0AB 7551186-A	C0AB 7551187-A	1
61	A(65A, 75A)					1
62/63	A(65, 75)		Cut 9 1/4" from rear end and seal unused holes			1
63/64	A(63)			C3AZ 6351186-A	C3AZ 6351187-A	1
64	A(54)			C4AZ 5451186-A	C4AZ 5451187-A	1
64	A(57)			C4AZ 5751186-A	C4AZ 5751187-A	1
64	A(62)			C4AZ 6251186-A	C4AZ 6251187-A	1
- B -						
63/	B(65)			C3OZ 6551186-A	C3OZ 6551187-A	1
63/	B(71)			C3OZ 7151186-A	C3OZ 7151187-A	1
- S -						
64/	S(63)			C4SZ 6351186-A	C4SZ 6351187-A	1

FORD CAR PARTS

BODY SECTION 510

1135

GROUP NUMBER	YEAR	BODY TYPE	DESCRIPTION	PART NUMBER		QTY.
				RIGHT HAND	LEFT HAND	
51186-7 RAIL - ROOF SIDE - OUTER - FRONT - continued						
- X -						
	60/61	X(59A, 78A)	Refer to Group 513A12-3			
	62	X(62C)		C3DZ 5451186-A	C3DZ 5451187-A	1
	63/	X(54)				1
	63/	X(62)	Add 1 3/4" x 1 1/2" clearance notch			1
	60/62	X(58A, 59A, 64, 71, 78A)	Refer to Group 513A12-3			
	63/	X(59, 71, 78)				
	63/	X(63)		C3DZ 6351186-A	C3DZ 6351187-A	1
	60/	X(66)		C0DB 6651186-A	C0DB 6651187-A	1
51206-7 EXTENSION - ROOF SIDE OUTER REAR RAIL						
	64	A(62)		C4AZ 6251206-A	C4AZ 6251207-A	1
	64	A(71)		C4AZ 7151206-A	C4AZ 7151207-A	1
	60/	X(59, 71, 78)		C2DZ 5951206-A	C2DZ 5951207-A	1
51212-3 RAIL ASSY. - ROOF SIDE - INNER - REAR						
- A -						
	63	A(54)		C3AZ 5451212-A	C3AZ 5451213-A	1
	63	A(62)		C3AZ 6251212-A	C3AZ 6251213-A	1
	62/63	A(63)		C3AZ 6351212-B	C3AZ 6351213-B	1
	63	A(65)		C3AZ 6551212-A	C3AZ 6551213-A	1
	62/63	A(75)		C3AZ 7551212-A	C3AZ 7551213-A	1
	64	A(54)		C4AZ 5451212-A	C4AZ 5451213-A	1
	64	A(57)		C4AZ 5751212-A	C4AZ 5751213-A	1
	64	A(62)		C4AZ 6251212-A	C4AZ 6251213-A	1
	64	A(63)		C4AZ 6351212-A	C4AZ 6351213-A	1
- B -						
	62/64	B(54, 62)		★C2OZ 6251212-A	C2OZ 6251213-A	1
	63/64	B(65)		C3OZ 6551212-B	C3OZ 6551213-B	1
	63/	B(71)	Refer to Group 513A18-9			
- S -						
	61/62	S(63)	Refer to Group 513A18-9			
	64/	S(63)		C4SZ 6351212-B	C4SZ 6351213-B	1
- X -						
	62	X(62C)	Rear-lower	C2DZ 6251212-A	C2DZ 6251213-A	1
	63/	X(54, 62)				1
	63	X(63)	"Before 6/10/63"	C3DZ 6351212-C	C3DZ 6351213-A	1
	63/	X(63)	"From 6/10/63"	C3DZ 6351212-C	C3DZ 6351213-C	1
	60/	X(59, 71, 78)	Refer to Group 513A18-9			
51216-7 RAIL - ROOF SIDE - OUTER - REAR						
- A -						
	63	A(54, 62)		C3AZ 6251216-A	C3AZ 6251217-A	1
	63	A(63)		C3AZ 6351216-B	C3AZ 6351217-B	1
	63	A(65)		C3AZ 6551216-A	C3AZ 6551217-A	1
	63	A(75)		C3AZ 7551216-A	C3AZ 7551217-A	1
	64	A(54)		C4AZ 5451216-A	C4AZ 5451217-A	1
	64	A(57)	"Before 12/3/63" Used with reinforcement 513B34	C4AZ 5751216-A	C4AZ 5751217-B	1
	64	A(57)	"From 12/3/63" Used without reinforcement 513B34	C4AZ 5751216-B	C4AZ 5751217-B	1
	64	A(62)		C4AZ 6251216-A	C4AZ 6251217-A	1
	64	A(63)		C4AZ 6351216-A	C4AZ 6351217-A	1
- B -						
	62/63	B(54, 62)		C3OZ 6251216-A	C3OZ 6251217-A	1
	64	B(54, 62)		C4OZ 6251216-A	C4OZ 6251217-A	1
	63/64	B(65)		C3OZ 6551216-C	C3OZ 6551217-C	1
	63/	B(71)		C3OZ 7151216-A	C3OZ 7151217-A	1
- S -						
	62/63	S(63)		C1SZ 6351216-A	C1SZ 6351217-A	1
	64	S(63)		C4SZ 6351216-A	C4SZ 6351217-A	1

GROUP NUMBER	YEAR	BODY TYPE	DESCRIPTION	PART NUMBER		QTY.
				RIGHT HAND	LEFT HAND	
51216-7 RAIL - ROOF SIDE - OUTER - REAR - continued						
- X -						
	60/	X(59, 71, 78)	Refer to Group 513A16-7			
	62	X(62C)		C2DZ 6251216-A	C2DZ 6251217-A	1
	63/	X(54, 62)				1
	63	X(63)		C3DZ 6351216-A	C3DZ 6351217-A	1
	64/	X(63)		C4DZ 6351216-A	C4DZ 6351217-A	1
51220-1 EXTENSION - ROOF SIDE INNER REAR RAIL						
	60/	X(59, 71, 78)	Refer to Group 513A34-5			
	61/64	A(59, 71)				
51222-3 WEATHERSTRIP ASSY. - ROOF SIDE RAIL						
- A -						
	60/61	A(63A)		C0AB 6351222-B	*C0AB6351223-B	1
	60/61	A(75)		C0AB 7551222-A	C0AB 7551223-A	1
	61/63	A(65)		C1AB 6551222-B	C1AB 6551223-B	1
	62/63	A(75)		C3AZ 7551222-A	C3AZ 7551223-A	1
	64	A(57)		C4AZ 5751222-B	C4AZ 5751223-B	1
	63/64	A(63)		C3AZ 6351222-B	C3AZ 6351223-B	1
	60/	A	No. 8-15 x 1/2" Cross recess pan head screw	52726-S13(U381)	52726-S13(U381)	AR
- B -						
	63/	B(65)		C3OZ 6551222-E	C3OZ 6551223-E	1
	63/	B(65)	No. 8-18 x 3/8" Cross recess pan head screw	52720-S8(U380)	52720-S8(U380)	36
- S -						
	60	S(63A)		C0SB 6351222-A	C0SB 6351223-A	1
			No. 6-18 x 1/2" Pan hd. screw	32921-S8(U334)	32921-S8(U334)	2
			No. 8-18 x 3/8" Cross recess pan head screw	52720-S8(U380)	52720-S8(U380)	24
	61/63	S(63)		C2SZ 6351222-A	C2SZ 6351223-A	1
			Retainer	C2SZ 63513A66-A	C2SZ 63513A66-A	2
			No. 8-15 x 1/2" Cross recess pan head screw	52726-S13(U381)	52726-S13(U381)	2
	64/	S(63)		C4SZ 6351222-A	C4SZ 6351223-A	1
- X -						
	63/	X(63)		C3DZ 6351222-A	C3DZ 6351223-A	1
			No. 8-15 x 1/2" Cross recess pan head screw	52726-S13(U381)	52726-S13(U381)	12
GROUP NUMBER	YEAR	BODY TYPE	DESCRIPTION	PART NUMBER		QTY.
51226-7 RAIL - ROOF SIDE INNER CENTER						
	61/64	A(59, 71)	Refer to Group 513A36-7			
51246 RETAINER - ROOF SIDE RAIL WEATHERSTRIP REAR COVER						
	64/	S(63)		C4SZ 6351246-A		2
51269 BOW ASSY. - FOLDING TOP - NO. 3 - Paint to Match						
- A -						
	63/64	A(76)		C3AZ 7651269-A		1
- S -						
	64/	S(76)		C4SZ 7651269-A		1
- X -						
	63/	X(76)		C3DZ 7651269-A		1
	60/	A(76), B(76), S(76), X(76)	1/4"-28 x 5/8" Cross recess oval head screw	52931-S13(U329)		4
			1/4" External tooth countersunk lockwasher	34954-S7(X81)		4
51274 BOW ASSY. - FOLDING TOP - NO. 2 - Paint to Match						
	63/64	A(76)		C3AZ 7651274-A		1
	60/	A(76), B(76), S(76), X(76)	1/4"-28 x 5/8" Cross recess oval head screw	52931-S13(U329)		4
			1/4" External tooth countersunk lockwasher	34954-S7(X81)		4
	64/	S(76)		C4SZ 7651274-A		1
	63/	X(76)		C3DZ 7651274-A		1

FORD CAR PARTS

**BODY
SECTION 510**

1137

GROUP NUMBER	YEAR	BODY TYPE	DESCRIPTION	PART NUMBER	QTY.	
51278 BOW ASSY. - FOLDING TOP - REAR - NO. 4 - Paint to Match						
- A -						
	63/64	A(76)		C3AZ 7651278-B	1	
			.433"/.420" x 1.130" Pin (oval head)	357412-S13(NN23)	2	
			7/16" x 15/16" Pin (oval head)	354735-S13(NN31)	2	
			.45" I. D. x .75" O. D. Special spring washer	356383-S7(XX362)	2	
			3/32" x 1" Cotter pin	72034-S(N45)	2	
			7/16" I. D. x 1" O. D. x 1/16" thick Flat washer	376668-S(XX166A)	2	
			7/16" x 3/4" Flat washer	*373262-S36	2	
- S -						
	64	S(76)	With slats	C4SZ 7651278-A	1	
			7/16" Pin (oval head)	*376471-S13	2	
			3/16" x 1" Pin (roll)	357479-S15(NN108)	2	
- X -						
	63/	X(76)	With slats	C3DZ 7651278-A	1	
GROUP NUMBER	YEAR	BODY TYPE	DESCRIPTION	PART NUMBER		QTY.
				RIGHT HAND	LEFT HAND	
513A04-5 EXTENSION - ROOF SIDE RAIL REAR - INNER						
	61/63	S(63)		C1SB 63513A04-A	C1SB 63513A05-A	1
	64/	S(63)		C4SZ 63513A04-A	C4SZ 63513A05-A	1
513A12-3 RAIL - ROOF SIDE OUTER - FRONT						
	61	A(except 59)	Refer to Group 51186-7			
	61/62	S(63A)				
	62/	B(54)		C2OB 54513A12-A	C2OB 54513A13-A	1
	62/	B(62)	R. H. - Cut hole 1 5/8" x 2 5/64" at lock pillar area			1
	63/	B(65, 71)	Refer to Group 51186-7			
	60/62	X(58A)		C1DB 58513A12-A	C1DB 58513A13-A	1
	60/62	X(64)	R. H. - Cut hole 13/16" x 1 5/8" at lock pillar area			1
	60/	X(59, 71, 78)		C1KB 71513A12-A	C1KB 71513A13-A	1
	60/	X(66)	Refer to Group 51186-7			
	62/	X(54, 62)				
	63/	X(63)				
513A16-7 RAIL - ROOF SIDE OUTER - REAR						
	60	A	Refer to Group 51216-7			
	61	S(63A)				
	60/	X(59, 71, 78)		C0DB 59513A16-A	C0DB 59513A17-A	1
	60/62	X(58A, 64)	Refer to Group 51216-7			
	62/	X(54, 62)				
	64/	X(63)				
	62/	A, B	Refer to Group 51216-7			
513A18-9 RAIL - ROOF SIDE INNER - REAR						
	60	A	Refer to Group 51212-3			
	60/62	X(58A, 64)				
	62	A(54, 62, 65, 75)	Refer to Group 51212-3			
	61	A(59, 71)		*C1AB 59513A18-A	C1AB 59513A19-A	1
	62/64	A(71)				1
	63/	A, B, X	Refer to Group 51212-3			
	63/	B(71)		C3OZ 71513A18-A	C3OZ 71513A19-A	1
	61/63	S(63)		C1SZ 63513A18-A	*C1SZ 63513A19-A	1
	60/	X(59, 71, 78)		C1DB 59513A18-A	C1DB 59513A19-A	1
513B24-5 RAIL ASSY. - ROOF SIDE INNER REAR - UPPER						
	63/64	A, X	Refer to Group 51618-9			
	64	A(57)		C4AZ 57513B24-A	C4AZ 57513B25-A	1
	64	A(54, 62)		C4AZ 62513B24-A	C4AZ 62513B25-A	1
GROUP NUMBER	YEAR	BODY TYPE	DESCRIPTION	PART NUMBER	QTY.	
51325 WEATHERSTRIP - FOLDING TOP NO. 1 BOW - REAR						
	60/62	A(76)		C0AB 7651325-A	1	
	63/64	A(76)		C3AZ 7651325-A	1	
	63/	X(76)		C3DZ 7651325-A	1	

GROUP NUMBER	YEAR	BODY TYPE	DESCRIPTION	PART NUMBER	QTY.	
513A28-9 RETAINER - ROOF SIDE RAIL WEATHERSTRIP - INCLUDES ATTACHING PARTS						
	61/63	S	"From 8/21/61"	R. H. L. H.	*C1SZ 63513A28-A C1SZ 63513A29-A	1 1
				No. 8 x 3/8" Oval head screw	376368-S101(UU59)	10
	64/	S(63)		R. H. L. H.	C4SZ 63513A28-A C4SZ 63513A29-A	1 1
51330 WEATHERSTRIP ASSY. - FOLDING TOP NO. 1 BOW or HARD TOP HEADER - INNER						
	60	S(76A)			B8S 7651330-A	1
				No. 8 x 1" Cross recess oval head screw	52376-S13(U295)	11
	60/64	A(78)		Refer to Group 51325		
GROUP NUMBER	YEAR	BODY TYPE	DESCRIPTION	PART NUMBER		QTY.
513A34-5 EXTENSION - ROOF SIDE INNER REAR RAIL						
	61	A(59, 71)		C2AB 71513A34-A	C2AZ 71513A35-A	1
	62/64	A(71)				1
	60/	X(59, 71, 78)		C2DZ 59513A34-A	C2DZ 59513A35-A	1
513B34-5 REINFORCEMENT - ROOF SIDE OUTER REAR RAIL						
	64	A(57)		C4AZ 57513B34-A	C4AZ 57513B35-A	1
513A36-7 RAIL - ROOF SIDE INNER CENTER						
	60	A(59, 71)	Refer to Group 51226-7			
	61	A(59, 71)		C1AB 59513A36-A	C1AB 59513A37-A	1
	62/64	A(71)				1
513B36-7 RETAINER - ROOF SIDE WEATHERSTRIP CAP						
	64	A(57)		C4AZ 57513B36-A	C4AZ 57513B37-A	1
	63/64	A(63)		C3AZ 63513B36-B	C3AZ 63513B37-B	1
	63/	X(63)		C3DZ 63513B36-A	C3DZ 63513B37-A	1
GROUP NUMBER	YEAR	BODY TYPE	DESCRIPTION	PART NUMBER	QTY.	
51338 WEATHERSTRIP - FOLDING TOP NO. 1 BOW - FRONT - Also Refer to Soft Trim Section						
	60/62	A(76)	Refer to Group 03045			
	61	S(76A)				
	63	A(76), X(76)	White	C3AZ 7651338-B		1
			Black-Cut to fit	C3AZ 7651338-A		1
			Blue	C3AZ 7651338-C		1
	64/	A, B, S, X	Refer to Soft Trim Section			
	J2	S(76)	Medium Blue	C2SZ 7651338-C		1
			White	C3SZ 7651338-C		1
	62/63	S(76)	Black	C3SZ 7651338-B		1
	63	S(76)	Medium Blue	C3SZ 7651338-A		1
513A38-9 RAIL ASSY. - ROOF SIDE INNER FRONT						
	63	A(54, 62)	R. H. L. H.	C3MY 54513A38-A C3MY 54513A39-A		1 1
	63/	A(63, 71)	Refer to Group 51180-1			
	63	A(65, 75)	R. H. L. H.	C3MY 65513A38-A C3MY 65513A39-A		1 1
	60/	X(59, 71, 78)	R. H. L. H.	C1DB 59513A38-B C1DB 59513A39-B		1 1
	60/	X(66)	Refer to Group 51184-5			
	62	X(62C)	Refer to Group 51180-1			
	63/	X(54, 62)				
GROUP NUMBER	YEAR	BODY TYPE	DESCRIPTION	PART NUMBER		QTY.
513B42-3 MOULDING ASSY. - ROOF SIDE RAIL - INNER - INCLUDES ATTACHING PARTS						
	64	A(57)		C4AZ 57513B42-A	C4AZ 57513B43-A	1
	63/64	A(63)		C4AZ 63513B42-B	C4AZ 63513B43-B	1
513A44-5 EXTENSION - ROOF OUTER REAR RAIL TO WHEELHOUSE - Also Refer to Group 513A86-7						
- A -						
	62/63	A(54, 62, 65, 75)		C2AZ 62513A44-A	C2AZ 62513A45-A	1
	63	A(63)		C3AZ 63513A44-A	C3AZ 63513A45-A	1
	64	A(63)		C4AZ 63513A44-A	C4AZ 63513A45-A	1

FORD CAR PARTS

BODY SECTION 510

1139

GROUP NUMBER	YEAR	BODY TYPE	DESCRIPTION	PART NUMBER		QTY.
				RIGHT HAND	LEFT HAND	
513A44-5 EXTENSION - ROOF OUTER REAR RAIL TO WHEELHOUSE - continued - Also refer to Group 513A86-7						
- B -						
	62/64	B(54, 62)		C2OZ 62513A44-A	C2OZ 62513A45-A	1
	63/64	B(65)		C3OZ 65513A44-A	C3OZ 65513A45-A	1
- S -						
	61/63	S(63)		*C15B 63513A44-A	C15B 63513A45-A	1
	64/	S(63)		C6SZ 63513A44-A	C6SZ 63513A45-A	1
- X -						
	63	X(63)		C3DZ 63513A44-A	C3DZ 63513A45-A	1
	64/	X(63)		C4DZ 63513A44-A	C4DZ 63513A45-A	1
513B46-7 BRACKET - REAR ROOF RAIL OUTER EXTENSION						
	64	A(71)		C4AZ 71513B46-A	C4AZ 71513B47-A	1
513A50-1 RAIL - ROOF SIDE INNER CENTER LOWER						
	61	A(59, 71)		C1AB 71513A50-A	C1AB 71513A51-A	1
	62/64	A(71)				1
51352-3 RETAINER - FOLDING TOP NO. 1 BOW REAR WEATHERSTRIP						
	63/64	A(76)		C3AZ 7651352-A	C3AZ 7651352-A	1
	63/64	A(76), S(76), X(76)	No. 8 x 1/2" Cross recess pan head screw Refer to Group 514A26-7	52726-S13(U381)	52726-S13(U381)	AR
	61/63	S(76)				
	64/	S(76)		C4SZ 7651352-A	C4SZ 7651353-A	1
	63/	X(76)		C3DZ 7651352-A	C3DZ 7651353-A	1
513B56-7 BRACKET - ROOF SIDE OUTER RAIL						
	64/	S(63)		C4SZ 63513B56-A	C4SZ 63513B57-A	1
513A62-3 EXTENSION - FRONT ROOF RAIL OUTER						
	61	A(59, 71)		C1AB 59513A62-A	C1AB 59513A63-A	1
	62/64	A(71)				1
513A64-5 EXTENSION - REAR ROOF RAIL OUTER						
	61	A(59, 71)				
513A66-7 RETAINER - ROOF SIDE RAIL WEATHERSTRIP - INCLUDES ATTACHING PARTS						
- A -						
	64	A(57)	Less attaching parts	C4AZ 57513A66-B	C4AZ 57513A67-B	1
			No. 8-18 x 1/2" Flat head screw	377948-S2(UU48G)	377948-S2(UU48G)	14
	63/64	A(63)	Less attaching parts	C3AZ 63513A66-C	C3AZ 63513A67-C	1
	63/	A(63), X(63)	No. 8-18 x 1/2" Flat head screw	377948-S2(UU48G)	377948-S2(UU48G)	14or16
- S -						
	61/63	S	2 3/4" x 1/2" wide	C2SZ 63513A66-A	C2SZ 63513A66-A	2
	64/	S(63)	Front-less attaching parts	C4SZ 63513A66-A	C4SZ 63513A67-A	1
	64/	S(63)	Rear-less attaching parts	C4SZ 63513A66-B	C4SZ 63513A67-B	1
	61/	S	No. 8-15 x 1" Cross recess oval head screw	52376-S13(U296)	52376-S13(U296)	4
- X -						
	63/	X(63)	Less attaching parts	C3DZ 63513A66-A	C3DZ 63513A67-A	1
513A86-7 EXTENSION ASSY. - ROOF SIDE REAR RAIL TO WHEELHOUSE - Also Refer to Group 513A44-5						
	64	A(54, 62)		C4AZ 62513A86-A	C4AZ 62513A87-A	1
	64	A(57)		C4AZ 57513A86-A	C4AZ 57513A87-A	1
514A00-1 TIP - FOLDING TOP REAR BOW OR BELT RAIL BINDING						
	60/62	A(76)		C0AB 76514A00-B	C0AB 76514A01-B	1or2
	60/63	S(76)				1or2
	63/	A(76)		C3AZ 76514A00-A	C3AZ 76514A00-A	2
	64/	S(76)				2
	63/	X(76)				2
	60/	X(76)	No. 6-18 x .88" Cross	357556-S15(UU53)	357556-S15(UU53)	2or4
	60/	A(76), S(76)	recess oval head screw			

GROUP NUMBER	YEAR	BODY TYPE	DESCRIPTION	PART NUMBER		QTY.
				RIGHT HAND	LEFT HAND	
514A02-3 RAIL - FOLDING TOP REAR SIDE INTERMEDIATE - Paint to Match						
64/	S(76)		C4SZ 76514A02-B	C4SZ 76514A03-B		1
		7/16" x 1.88" Pin(oval hd.)	370644-S13(NN45)	370644-S13(NN45)		2
		3/16" x 1 1/2" Spring pin	353909-S8(NN109)	353909-S8(NN109)		2
514A26-7 RETAINER - FOLDING TOP NO. 1 BOW REAR WEATHERSTRIP						
61/63	S(76)		*C1SB 76514A26-A	C1SB 76514A27-A		1
		No. 8-15 x 1/2" Cross recess pan head screw	52726-S13(U381)	52726-S13(U381)		12
60/	A(76)		Refer to Group 51352-3			
64/	S(76)					
60/	X(76)					
GROUP NUMBER YEAR BODY TYPE DESCRIPTION PART NUMBER QTY.						
514A28 WEATHERSTRIP - FOLDING TOP NO. 1 BOW						
61/63	S(76)			C1SZ 76514A28-A		1
		No. 6-18 x 1/2" Binding head screw		32921-S8(U334)		4
64/	S(76)		Refer to Group 53986-7			
514A30 BRACKET - FOLDING TOP NO. 2 BOW - Paint to Match						
64	S(76)			C4SZ 76514A30-A		2
514A32-3 PLATE - FOLDING TOP NO. 1 BOW SCUFF						
64/	S(76)		R. H.	C4SZ 76514A32-A		1
			L. H.	C4SZ 76514A33-A		1
64/	S(76)		No. 6-18 x 1/2" Binding head screw	32921-S8(U334)		4
514A38 DOWEL - FOLDING TOP NO. 1 BOW						
64/	S(76)			C4SZ 76514A38-A		2
64/	S(76)		No. 10-32 x 1/2" Cross recess flat head screw and washer assy.	350056-S13(BB107)		4
GROUP NUMBER YEAR BODY TYPE DESCRIPTION PART NUMBER QTY.						
51562-3 WEATHERSTRIP ASSY. - FOLDING TOP SIDE RAIL - FRONT						
60/62	A(76)			C0AB 7651562-B	C0AB 7651563-B	1
63/64	A(76)			C3AZ 7651562-A	C3AZ 7651563-A	1
63/	X(76)			C3DZ 7651562-A	C3DZ 7651563-A	1
60/	A(76), X(76)		No. 10-32 x .44" Special head moulding bolt	353014-S8(BB806)	353014-S8(BB806)	4 or 6
60/62	A(76)		No. 10-32 Nut (tee)	373855-S8(MM131)	373855-S8(MM131)	4 or 6
63/	X(76)					4
63	A(76)		No. 10-32 Nut (tee)	377686-S7-8 (MM131D)	377686-S7-8 (MM131D)	6
60/	A(76), X(76)		No. 8 x 1/2" Cross recess pan head screw	52726-S13(U381)	52726-S13(U381)	2 or 4
63/	X(76)		.27" I. D. x .75" O. D. x .164" thick-washer (special)	351320-S8(XX310)	351320-S8(XX310)	4
51564-5 WEATHERSTRIP ASSY. - FOLDING TOP SIDE RAIL - CENTER						
60/62	A(76)		C0AB 7651564-A	C0AB 7651565-A		1
		No. 10 Flat washer	44716-S8(X15)	44716-S8(X15)		6 or 8
		No. 10 Lockwasher	34803-S7(X60)	34803-S7(X60)		6 or 8
60	A(76)		No. 10-32 Hex. nut	34079-S7(M163)	34079-S7(M163)	6 or 8
63/64	A(76)			C3AZ 7651564-A	C3AZ 7651565-A	1
			No. 10-32 Nut (tee)	377686-S8(MM131D)	377686-S8(MM131D)	8
63/	X(76)			C3DZ 7651564-A	C3DZ 7651565-A	1
60/	A(76), X(76)		No. 10-32 x .44" Special head moulding bolt	353014-S8(BB806)	353014-S8(BB806)	6 or 8
61/62	A(76)		No. 10-32 Nut (tee)	373855-S8(MM131)	373855-S8(MM131)	6
63/	X(76)					8
63/	X(76)		.27" I. D. x .75" O. D. x .164" thick-washer (special)	351320-S8(XX310)	351320-S8(XX310)	6

FORD CAR PARTS

BODY SECTION 510

1141

GROUP NUMBER	YEAR	BODY TYPE	DESCRIPTION	PART NUMBER		QTY.
				RIGHT HAND	LEFT HAND	
51566-7 WEATHERSTRIP ASSY. - FOLDING TOP SIDE RAIL - REAR						
- A -						
	60/62	A(76)		C0AB 7651566-A	C0AB 7651567-A	1
			No. 10 Flat washer	44716-S8(X15)	44716-S8(X15)	8
			No. 10 Lockwasher	34803-S7(X60)	34803-S7(X60)	8
			No. 10-32 Hex. nut	34079-S8(M163)	34079-S8(M163)	8
	61/62	A(76)	No. 10-32 Nut (tee)	373855-S8(MM131)	373855-S8(MM131)	8
	63/64	A(76)		C3AZ 7651566-A	C3AZ 7651567-A	1
	63/64	A(76)	No. 10-32 Nut (tee)	377686-S8(MM131D)	377686-S8(MM131D)	8
	60/	A(76), X(76)	No. 10-32 x .44" Special head moulding bolt	353014-S8(BB806)	353014-S8(BB806)	6 or 8
- S -						
	60	S(76A)		B8S 7651566-A	B8S 7651567-A	1
			No. 10 x 1/2" Cross recess pan head screw	*52787-S15	*52787-S15	8
			No. 10 Flat washer	44716-S8(X15)	44716-S8(X15)	8
	64	S(76)		C4SZ 7651566-A	C4SZ 7651567-B	1
	61/63	S(76A)	Refer to Group 54000-1			
	62/63	S(76B)		C2SZ 7651566-A	C2SZ 7651567-A	1
	62/	S(76)	No. 10 x 1/2" Cross recess pan head screw	*52787-S15	*52787-S15	8
- X -						
	63/	X(76)		C3DZ 7651566-B	C3DZ 7651567-B	1
			No. 10-32 Nut (tee)	373855-S8(MM131)	373855-S8(MM131)	6
			.27" I. D. x .75" O. D. x .164" thick-Flat head washer (special)	351320-S8(XX310)	351320-S8(XX310)	2
51618-9 RAIL - ROOF SIDE INNER REAR - UPPER						
	63	A(54, 62)		C3AZ 6251618-A	C3AZ 6251619-A	1
	63	A(65, 75)		C3AZ 6551618-A	C3AZ 6551619-A	1
	63/64	A(63)		C3AZ 6351618-A	C3AZ 6351619-A	1
	64	A(54, 57, 62)	Refer to Group 513B24-5			
	64/	B(54, 62)		C4OZ 6251618-A	C4OZ 6251619-A	1
	63/	B(65)		C3OZ 6551618-B	C3OZ 6551619-B	1
	62	X(62C)		C2DZ 6251618-A	C2DZ 6251619-A	1
	63/	X(54, 62)				1
	63/	X(63)		C3DZ 6351618-A	C3DZ 6351619-A	1
51628-9 MOULDING - ROOF SIDE FINISH						
	64	A(54A, 54B)	Includes attaching parts	C4AZ 5451628-A	C4AZ 5451628-A	2
	64	A(62A, 62B)		C4AZ 6251628-A	C4AZ 6251629-A	1
51652-3 RAIL - ROOF SIDE INNER CENTER LOWER						
	61	A(59, 71)	Refer to Group 513A50-1			
51700-1 RAIL - ROOF SIDE DRIP						
- A -						
	60/61	A(54A, 58, 62A, 64)		C0AB 6451700-C	C0AB 6451701-C	1
	61	A(59, 71)	Cut 4 1/8" from forward end	C1AB 5951700-A	C1AB 5951701-A	1
	62/64	A(71)				1
	62/63	A(54, 62)		C2AZ 6251700-B	C2AZ 6251701-B	1
	62/63	A(65, 75)		C2AZ 7551700-B	C2AZ 7551701-B	1
	64	A(54)		C4AZ 5451700-A	C4AZ 5451701-A	1
	64	A(57)		C4AZ 5751700-A	C4AZ 5751701-A	1
	64	A(62)		C4AZ 6251700-A	C4AZ 6251701-A	1
	63/64	A(63)		C3AZ 6351700-A	C3AZ 6351701-A	1
- B -						
	62/63	B(54, 62)	Front-Refer to Group 025A20-1			
	63	B(71)	Front	C3OZ 7151700-A	C3OZ 7151701-A	1
	64	B(54, 62)		C4OZ 6251700-A	C4OZ 6251701-A	1
	62/	B(54, 62)	Rear	C2OZ 6251700-A	C2OZ 6251701-A	1
	63/	B(65)	Rear	C3OZ 6551700-A	C3OZ 6551701-A	1
	64/	B(71)	Front	C4OZ 7151700-A	C4OZ 7151701-A	1
	63/	B(71)	Rear	C3OZ 7151700-B	C3OZ 7151701-B	1

GROUP NUMBER	YEAR	BODY TYPE	DESCRIPTION	PART NUMBER		QTY.
				RIGHT HAND	LEFT HAND	
51700-1 RAIL - ROOF SIDE DRIP - continued						
- S -						
	60	S(63)	Cut as required	★C0SB 6351700-A	★C0SB 6351701-A	1
	61/63	S(63)		★C1SZ 6351700-C	C1SZ 6351701-C	1
	62/63	S(76)	Front-Refer to Group 025A20-1			
	64/	S(63)		C4SZ 6351700-A	C4SZ 6351701-A	1
- X -						
	60/62	X(58A, 64)		★C0DZ 6451700-C	★C0DZ 6451701-C	1
	60/	X(59, 71, 78)	Cut to fit	C0DB 5951700-B	C0DB 5951701-B	1
	60/	X(66)		C0DZ 6651700-A	C0DZ 6651701-A	1
	62	X(62C)		C2DZ 6251700-A	C2DZ 6251701-A	1
	63/	X(54, 62)				1
	63/	X(63)		C3DZ 6351700-A	C3DZ 6351701-A	1
517A00-1 ORNAMENT - ROOF SIDE INNER						
	62/63	A(54, 62, 65, 75)	Refer to Group 51982-3			
	64	A(57)				
	61/63	S(63)		C1SB 63517A00-A	C1SB 63517A01-A	1
517A02 MOULDING ASSY. - ROOF OUTSIDE - REAR SIDE - INCLUDES ATTACHING PARTS						
	63/64	A(63)	Used with vinyl covered roof	C3AZ 63517A02-A	C3AZ 63517A02-A	2
517A04-5 MOULDING ASSY. - ROOF OUTSIDE - BELT - INCLUDES ATTACHING PARTS						
- A -						
	64	A(54A, 54B)	7" long	C4AZ 54517A04-A	C4AZ 54517A05-A	1
	64	A(54A, 54B)	14" long	C4AZ 54517A04-B	C4AZ 54517A05-B	1
	64	A(57)	"From 5/1/64"	C4AZ 57517A04-A	C4AZ 57517A05-A	1
	64	A(62A, 62B)	"Before 10/18/63 to 3/20/64"	C4AZ 62517A04-A	C4AZ 62517A05-B	1
	64	A(62A, 62B)	"From 3/20/64 to 5/1/64"	C4AZ 62517A04-C	C4AZ 62517A05-B	1
	64	A(62A, 62B)"From 5/1/64"		C4AZ 62517A04-C	C4AZ 62517A05-C	1
- B -						
	62/64	B(54, 62)		C2OZ 62517A04-A	C2OZ 62517A05-A	1
	63/64	B(65)	Refer to Group 517A20-1			
- S -						
	60	S(63A)	"Before 12/14/59" Smooth Texture	★C0SB 63517A04-A	★C0SB 63517A05-A	1
	60	S(63A)	"From 12/14/59" Horizontal Texture	C0SB 63517A04-B	C0SB 63517A05-B	1
- X -						
	61/62	X(58A, 64)		C1DZ 64517A04-A	C1DZ 64517A05-A	1
517A08 RETAINER - ROOF SIDE ORNAMENT - INCLUDES ATTACHING PARTS						
	61/63	S(63A)		C1SZ 63517A08-A	C1SZ 63517A08-A	2
			3/16" Nut (self-threading)	373503-S7-8(MM285A)	373503-S7-8(MM285A)	6
517A16-7 MOULDING - ROOF OUTSIDE SIDE - INCLUDES ATTACHING PARTS						
	60/61	A(54A, 62A, 65A, 75A)		C0AB 62517A16-D	C0AB 62517A17-D	1
51718-9 MOULDING - ROOF DRIP FINISH - FRONT - INCLUDES ATTACHING PARTS						
	62/64	A except (76)	Includes joint cover	C4AZ 6251718-B	C4AZ 6251719-B	1
	63/64	B(65)	Use with C4AZ 6251792-A Cover	C3OZ 6551718-C	C3OZ 6551719-C	1
	64/	B(65)	Includes joint cover	C3OZ 6551718-C	C3OZ 6551719-C	1
GROUP NUMBER	YEAR	BODY TYPE	DESCRIPTION	PART NUMBER		QTY.
517A18-9 ORNAMENT and MEDALLION ASSY. - ROOF SIDE - INCLUDES ATTACHING PARTS-						
Also Refer to Group 517A56-7						
- A -						
	60	A(54A, 62A)	Light Blue		C0AB 62517A18-B	2
	61	A(54A, 62A, 65A, 75A)			C1AB 62517A18-A	2
	62	A(54A, 62A, 65A)	1/8" Sleeve nut		353577-S2(MM222)	4
	62	A(75)	Refer to Chassis Group 16228			
	62	A(65B)	Refer to Groups 517A20 & 517A22			
	63	A(54, 62, 65A, 75A)			C2AZ 65517A18-A	2
	63	A(65B, 75C)			C3AZ 62517A18-A	2
	64	A(54, 57B, 62)			C4AZ 62517A18-B	2
	64	A(57C)			C4AZ 57517A18-A	2

FORD CAR PARTS

BODY SECTION 510

1143

GROUP NUMBER	YEAR	BODY TYPE	DESCRIPTION	PART NUMBER	QTY.
517A18-9 ORNAMENT and MEDALLION ASSY.- ROOF SIDE - Includes Attaching Parts - continued					
Also refer to Group 517A56-7					
- B -					
	63	B(65A)		C3OZ 65517A18-A	2
	63	B(65B)		C3OZ 65517A18-B	2
	64	B(54, 62)		C4OZ 62517A18-A	2
	64	B(65B)		C4OZ 65517A18-A	2
- S -					
	64	S(63A)		C4SZ 63517A18-A	2
- X -					
	62	X(62C)	R. H.	C2DZ 62517A18-A	1
	63	X(54B, 62B, 62C, 63B)		C2DZ 62517A18-B	1
	63	X(63C) -Sprint	R. H.	C3DZ 63517A18-A	1
			L. H.	C3DZ 63517A19-A	1
GROUP NUMBER	YEAR	BODY TYPE	DESCRIPTION	PART NUMBER	QTY.
				RIGHT HAND	LEFT HAND
517A20-1 ORNAMENT - ROOF SIDE - OUTSIDE - INCLUDES ATTACHING PARTS					
- A -					
	61	A(54A, 62A, 65A, 75A)		C1AZ 62517A20-A C1AZ 62517A21-A	1
	62	A(54, 62, 65)		C2AZ 62517A20-B C2AZ 62517A21-B	1
	62	A(75A)		*C2AZ 75517A20-A C2AZ 75517A21-A	1
	63	A(54A, 62A, 65, 75)		C3AZ 62517A20-A C3AZ 62517A21-A	1
	63	A(54B, 54E, 62B, 62E)		C3AZ 62517A20-B C3AZ 62517A21-B	1
- B -					
	63	B(65)		C3OZ 65517A20-A C3OZ 65517A21-A	1
	64	B(65A)		C4OZ 65517A20-B C4OZ 65517A21-B	1
	64	B(65B)		C4OZ 65517A20-A C4OZ 65517A21-A	1
- S -					
	61/63	S(63A)	Includes pad	C1SB 63517A20-C C1SB 63517A20-C	2
			Retainer	C1SZ 63517A08-A C1SZ 63517A08-A	2
			3/16" Nut (self-threading)	373503-S7-8(MM285A) 373503-S7-8(MM285A)	6
	62/63	S(63B) "Landau"	Includes Black Insert	C2SZ 63517A20-A C2SZ 63517A21-A	1
			Includes White Insert	C2SZ 63517A20-B C2SZ 63517A21-B	1
	64	S(63B)	White	C4SZ 63517A20-B C4SZ 63517A21-B	1
	64	S(63B)	Black	C4SZ 63517A20-A C4SZ 63517A21-A	1
GROUP NUMBER	YEAR	BODY TYPE	DESCRIPTION	PART NUMBER	QTY.
517A22 MEDALLION ASSY. - ROOF SIDE - OUTSIDE					
	62	A(75A)		C2AZ 62517A22-A	2
GROUP NUMBER	YEAR	BODY TYPE	DESCRIPTION	PART NUMBER	QTY.
				RIGHT HAND	LEFT HAND
51726-7 MOULDING - ROOF DRIP SIDE FINISH					
- A -					
	60/61	A(54A, 62A, 65A, 75A)	Refer to Group 51728-9		
	60/61	A(63A)		C0AB 6351726-B C0AB 6351727-B	1
	61	A(71E, 71F, 71G, 71J)		C1AB 7151726-A C1AB 7151727-A	1
	62	A(71)	Cut 3 1/8" from forward end		1
	62	A(54A, 62A, 65, 75A)		C2AZ 6251726-A C2AZ 6251727-A	1
	63	A(54A, 54B, 62A, 62B, 65, 75)		C3AZ 6251726-A C3AZ 6251727-A	1
	63	A(71A, 71E, 71G, 71H)		C3AZ 7151726-A C3AZ 7151727-A	1
	64	A(54A, 54B, 62A, 62B)	Front	C4AZ 6251726-A C4AZ 6251727-A	1
	64	A(54E, 62E) "From 1/6/64"			1
	64	A(57)		C4AZ 5751726-A C4AZ 5751727-A	1
	64	A(54A, 54B, 62A, 62B)	Rear	C4AZ 6251726-B C4AZ 6251727-B	1
	64	A(54E, 62E) "From 1/6/64"			1
	63/64	A(63)		C3AZ 6351726-A C3AZ 6351727-A	1
	64	A(71A, 71E)		C4AZ 7151726-A C4AZ 7151727-A	1

GROUP NUMBER	YEAR	BODY TYPE	DESCRIPTION	PART NUMBER		QTY.
				RIGHT HAND	LEFT HAND	
51726-7 MOULDING - ROOF DRIP SIDE FINISH - continued						
- B -						
	62/63	B(54, 62)		C2OB 6251726-A	C2OB 6251727-A	1
	63	B(71)	Front	C3OZ 7151726-A	C3OZ 7151727-A	1
	64/	B(54A, 62A)		C4OZ 6251726-A	C4OZ 6251727-A	1
	63/	B(65)		C3OZ 6551726-B	C3OZ 6551727-B	1
	63/	B(71)	Rear-Refer to Group 51728-9			
	64/	B(71D)	Front	C4OZ 7151726-A	C4OZ 7151727-A	1
- S -						
	60	S(63A)	Cut as required	C0SB 6351726-A	C0SB 6351727-A	1
	61/63	S(63)		C1SB 6351726-B	C1SB 6351727-B	1
	64/	S(63)	Rear-Refer to Group 51728-9			
	64/	S(63)	Front	C4SZ 6351726-A	C4SZ 6351727-A	1
- X -						
	60/62	X(58A, 64)		C0DB 6451726-C	C0DB 6451727-C	1
	62/63	X(54B, 62B, 62C)		C3DZ 6251726-A	C3DZ 6251727-A	1
	64/	X(54D, 62D)				1
	60/	X(59, 71, 78)		C0DB 5951726-A	C0DB 5951727-A	1
	63/	X(63) "Before 3/16/64"	Used with or without vinyl roof cover	C3DZ 6351726-A	C3DZ 6351727-A	1
	64/	X(63) "From 3/16/64"	Used without vinyl roof cover	C4DZ 6351726-A	C4DZ 6351727-A	1
	63/	X(66B)		C3DZ 6651726-A	C3DZ 6651727-A	1
51728-9 MOULDING - ROOF DRIP SIDE FINISH						
	60	A(54A, 62A, 75A)		C0AB 7551728-A	C0AB 7551729-A	1
	61	A(54A, 62A, 65A, 75A)				1
	62	A(54, 62, 65, 75)	Refer to Group 51726-7			
	62	B(71), S(63)	Front-Refer to Group 51726-7			
	63	B(71)	Rear	C3OZ 7151728-A	C3OZ 7151729-A	1
	64/	B(71D)				1
	64/	S(63)	Rear	C4SZ 6351728-B	C4SZ 6351729-B	1
GROUP NUMBER	YEAR	BODY TYPE	DESCRIPTION	PART NUMBER		QTY.
517A28 ORNAMENT - ROOF SIDE - CENTER - INCLUDES ATTACHING PARTS						
	60	A(63A)	2 7/32" dia. -Midnite Blue	C0AZ 63517A28-A		2
			1/8" Nut (sleeve type)	353577-S2(MM222)		4
517B30 SEAL - ROOF SIDE INNER FRONT MOULDING						
	64/	S(63)	71" long-Vinyl plastic	C4SZ 63517B30-A		2
517A36-7 MOULDING - ROOF OUTSIDE REAR - INCLUDES ATTACHING PARTS						
	60/62	X(66A)	R. H. -Chrome-Paint as required	C0DB 66517A36-B		1
	63/	X(66)				1
			L. H.	C0DB 66517A37-B		1
517A46 MOULDING - ROOF DRIP REAR FINISH						
	61	A(71E, 71F, 71G, 71J)		C1AB 71517A46-A		1
	62	A(71)				1
	63/64	A(71A, 71E)				1
	60/	X(59, 71, 78)		C0DB 59517A46-A		1
GROUP NUMBER	YEAR	BODY TYPE	DESCRIPTION	PART NUMBER		QTY.
517A48-9 MOULDING - ROOF DRIP SIDE FINISH - REAR CORNER						
	61	A(71E, 71F, 71G, 71J)		C1AZ 71517A48-A	C1AZ 71517A49-A	1
	62	A(71)				1
	63/64	A(71A, 71E)				1
	60/	X(59, 71, 78)		C0DB 59517A48-A	C0DB 59517A49-A	1
517A50-1 EXTENSION - ROOF OUTSIDE SIDE MOULDING - REAR						
	61	A(54A, 62A, 65A, 75A)		C1AB 62517A50-B	C1AB 62517A51-B	1
51752-3 MOULDING - ROOF SIDE - INNER FRONT - Includes Attaching Parts						
	61/63	S(63)		C1SZ 6351752-A	C1SZ 6351753-A	1
	64/	S(63)		C4SZ 6351752-A	C4SZ 6351753-A	1

FORD CAR PARTS

BODY SECTION 510

1145

GROUP NUMBER	YEAR	BODY TYPE	DESCRIPTION	PART NUMBER		QTY.
				RIGHT HAND	LEFT HAND	
51754-5 MOULDING - ROOF SIDE - INNER REAR - INCLUDES ATTACHING PARTS						
	60/63	S(63)		C1SZ 6351754-A	C1SZ 6351755-A	1
			No. 8 x 3/4" Cross recess oval head screw	52360-S13(U294)	52360-S13(U294)	4
	64/	S(63)		C4SZ 6351754-A	C4SZ 6351755-A	1
517A54-5 MOULDING - ROOF DRIP SIDE FINISH - FRONT						
	60	A(54A, 62A, 75A)		C0AB 75517A54-A	C0AB 75517A55-A	1
	61	A(54A, 62A, 65A, 75A)				1
	64/	S(63)	Includes attaching parts	C4SZ 63517A54-A	C4SZ 63517A55-A	1
	64/	S(76)	Includes attaching parts	C4SZ 76517A54-A	C4SZ 76517A55-A	1
517A56-7 ORNAMENT ASSY. - ROOF SIDE - OUTSIDE - INCLUDES ATTACHING PARTS--Also Refer to Group 517A18						
	63	A(75)		C3AZ 75517A56-A	C3AZ 75517A57-A	1
	61/63	S(63)	Refer to Group 517A20-1			
	64	S(63A)		C4SZ 63517A56-B	C4SZ 63517A57-B	1
	64	S(63B)		C4SZ 63517A56-A	C4SZ 63517A57-A	1
	62	X(62C)		C2DZ 62517A56-A	C2DZ 62517A57-A	1
	63	X(54, 62)				1
	63/64	X(63)	Lower-Used with vinyl roof cover	C3DZ 63517A56-A	C3DZ 63517A57-A	1
	64	X(54, 62)		C4DZ 62517A56-A	C4DZ 62517A57-A	1
	64	X(63)	Used without vinyl roof cover	C4DZ 63517A56-D	C4DZ 63517A57-D	1
GROUP NUMBER	YEAR	BODY TYPE	DESCRIPTION	PART NUMBER		QTY.
51762 COVER - ROOF DRIP MOULDING JOINT						
	60	A(58F, 64H)	Front corner		B5A 7051762-A	2
	61	A(58F, 59, 64H, 71H)				2
	62/64	A(except 76)				2or4
	63/	B(65, 71B)				2
	60/61	X(59A, 71A, 78A)				2or4
517A68 SPACER - ROOF OUTSIDE REAR MOULDING						
	60/64	X(66)			C0DB 66517A68-A	3
517A82-3 MOULDING - ROOF DRIP REAR CORNER						
	60/	X(59, 71, 78)	R. H.		C0DB 59517A82-A	1
			L. H.		C0DB 59517A83-A	1
51792 COVER - ROOF DRIP FINISH MOULDING JOINT - FRONT						
	64	A(54A, 54B, 62A, 62B, 71A, 71E)			C4AZ 6251792-A	2
	64	A(54E, 62E)				2
	63/	B(65)				2
51798 COVER - ROOF DRIP MOULDING JOINT						
	64	A(54A, 54B, 62A, 62B)			C4AZ 6251798-A	2
	64	A(54E, 62E)				2
51842 RETAINER - ROOF OUTSIDE BELT MOULDING						
	64	A(54A, 54B, 62A, 62B)			C4AZ 6251842-B	4 or 6
			No. 8-18 x .38" Cross recess truss head screw		376378-S101(UU97)	4 or 12
	64	A(54A, 54B, 57, 62A, 62B)			C4AZ 5451842-A	2
	64	A(54A, 54B, 57, 62A, 62B)			C4AZ 6251842-C	4 or 6
519A16 RETAINER - ROOF SIDE REAR TRIM FOUNDATION						
	63/64	A(63)			C3AZ 63519A16-A	6
GROUP NUMBER	YEAR	BODY TYPE	DESCRIPTION	PART NUMBER		QTY.
51982-3 PANEL - ROOF SIDE - INSIDE REAR - Includes Attaching Parts						
	61	A(63A)	Refer to Group 517A00-1			
	61/63	S(63)				
	62/63	A(54, 65)		C2AZ 5451982-A	C2AZ 5451983-A	1
	62/63	A(62)		C2AZ 6251982-A	C2AZ 6251983-A	1
	62/63	A(75)		C2AZ 7551982-A	C2AZ 7551983-A	1
	64	A(57)		C4AZ 5751982-A	C4AZ 5751983-A	1

GROUP NUMBER	YEAR	BODY TYPE	DESCRIPTION	PART NUMBER	QTY.
52101-5 SUPPORT - ROOF HEADLINING					
- A -					
	62	A(54, 62, 65, 75)	No. 5-One end painted pink	C2AZ 6252105-A	1
	63	A(54, 62, 65, 75)	No. 1-One end painted black	C3AZ 6252101-A	1
			No. 2-One end painted white	C3AZ 6252102-A	1
			No. 3-Both ends painted pink	C3MY 6252103-A	1
			No. 4-One end painted purple	C3AZ 6252104-A	1
			No. 5-One end painted pink	C2AZ 6252105-A	1
	60/64	A(except 71, 76)	Extension for last two supports	B9A 5752133-A	2
	61	A(59, 71)	No. 1 -One end painted brown	C1AB 5952101-B	1
	62/64	A(71)			1
	61	A(59, 71)	No. 2&5 -One end painted red	C1AB 5952102-C	2
	62/64	A(71)	No. 4		1
	62/64	A(71)	No. 2-Both ends plain	C2AZ 7152102-A	1
	62/64	A(71)	No. 3-Use C1AB 5952102-C & cut to 56.25" long		1
	63/64	A(63)	No. 1 -One end painted bronze other black	C3AZ 6352101-A	1
			No. 2-One end painted bronze other white	C3AZ 6352102-A	1
			No. 3-One end painted bronze other blue	C3AZ 6352103-A	1
			No. 4-One end painted bronze other red	C3AZ 6352104-A	1
			No. 5-One end painted bronze other yellow	C3AZ 6352105-A	1
	64	A(54, 62)	No. 1 -One end painted black other pink	C3MY 6252101-B	1
			No. 2 -One end painted white other plain	C3AZ 6252102-A	1
			No. 3 -Both ends painted pink	C3MY 6252103-A	1
			No. 4 -Both ends painted black	C4AZ 6252104-A	1
			No. 5 -One end painted black other plain	C4AZ 6252105-A	1
	64	A(57)	No. 1 -One end painted gray other red	C4AZ 5752101-A	1
			No. 2 -One end painted gray other white	C4AZ 5752102-A	1
			No. 3 -One end painted gray other blue	C4AZ 5752103-A	1
			No. 4 -One end painted gray other brown	C4AZ 5752104-A	1
			No. 5 -Both ends painted gray	C4AZ 5752105-A	1
- B -					
	62	B	Extension for last two supports	B9A 5752133-A	2
	63/	B(54, 62, 65)			2
	62	B	No. 1-One end painted red other black	C2OZ 6252101-A	1
	63/	B(54, 62, 71)	No. 1		1
	63/	B(65)	No. 2		1
	62	B	No. 2-One end painted red other white	C2OZ 6252102-A	1
	63/	B(54, 62, 71)			1
	62/	B(54, 62)	No. 3-Both ends painted red	C2OZ 6252103-A	1
	63/	B(71)	No. 8		1
	62/	B(54, 62)	No. 4-One end painted red other green	C2OZ 6252104-A	1
	62/	B(54, 62)	No. 5-One end painted red other yellow	C2OZ 6252105-A	1
	63/	B(65)	No. 1-Both ends painted blue	C3OZ 6552101-A	1
			No. 3-One end painted blue other red	C3OZ 6552103-A	1
			No. 4-One end painted blue other black	C3OZ 6552104-A	1
			No. 5-One end painted blue other grey	C3OZ 6552105-A	1
	63/	B(71)	No. 3, 5, 6 & 7-One end painted red other black	C3OZ 7152101-A	4
			No. 4-One end painted red other white	C3OZ 7152102-A	1
- S -					
	61/63	S(63)	No. 1 & 2-Both ends painted green	C3SZ 6352101-A	2
			No. 3-One end painted green other blue	C3SZ 6352103-A	1
	64	S(63)	No. 3-One end painted green other blue	C4SZ 6352103-A	1
	64	S(63)	No. 1 & 2 -Both ends painted green	C4SZ 6352102-A	2
	64/	S(63)	No. 4-Both ends plain	C4SZ 6352104-A	1
	64/	S(63)	No. 5-One end painted red other plain	C4SZ 6352105-A	1
	60/	S	Retainer (rear)-wire-Refer to Group 52182		

FORD CAR PARTS

**BODY
SECTION 520**

1147

GROUP NUMBER	YEAR	BODY TYPE	DESCRIPTION	PART NUMBER	QTY.
52101-5 SUPPORT - ROOF HEADLINING - continued					
	60/62	X(58A, 64, 66A)	No. 1-One end painted yellow other black	C3DZ 6252101-A	1
	63/	X(66)			1
	60/	X(59, 71, 78)	No. 1-One end painted white other black	C0DB 5952101-A	1
	60	X (59A, 71A)	No. 2 & 6 - Both ends painted white	C0DB 5952102-A	2
	61/	X(59, 71, 78)	No. 6		1
	60	X (59A, 71A)	No. 3, 4 & 5 - One end painted white other blue	C0DB 5952103-A	3
	61/	X(59, 71, 78)	No. 2, 3, 4 & 5		4
	62	X(62C)	No. 1, 2 & 3 -One end painted white other yellow	C3DZ 5252102-A	3
	63/	X(54, 62)	No. 1, 2 & 3		3
	60/62	X(58A, 64)	No. 2		1
	60/	X(66)	No. 2		1
	62	X(62C)	No. 4-One end painted yellow other plain	C3DZ 6252104-A	1
	63	X(54, 62) "Before 12/17/62"			1
	60/62	X(58A, 64)	No. 4-One end painted yellow other plain	C3DZ 6252104-B	1
	63/	X(54, 62) "From 12/17/62"			1
	63/	X(63)	No. 1 & 2-One end painted black other plain	C3DZ 6352101-A	2
			No. 3-One end painted black other blue	C3DZ 6352103-A	1
			No. 4-One end painted black other red	C3DZ 6352104-A	1
	60/62	X(58A, 62C, 64)	Extension for last two supports	B9A 5752133-A	2
	63/	X(54, 62, 63)	Extension for last two supports	B9A 5752133-A	2
52126 CAP - ROOF HEADLINING SUPPORT					
	60	A(59, 71)	Paint to match	B9AB 5952126-A	2or10
	61	A(59, 71H)			10
	62	A(71D)			8
	61	A(71E, F, G, J)	Chrome	B9KB 7152126-A	10
	62	A(71A, B, C, E)			8
	63/64	A(71)			8
52133 EXTENSION - ROOF HEADLINING SUPPORT					
	60	A(except 71, 76B)		B9A 5752133-A	2
	62	A(except 71, 76), B			2
	63	A(except 71, 76)			2
	64	A (54, 62)			2
	63/	B(54, 62, 65), X(54, 62, 63)			2
	60/62	X(58A, 64)			2
	62	X(62C)			2
52136-7 RETAINER - ROOF HEADLINING - SIDE					
	60/64	A(71)	R. H. -front- 48.02" long	C0AZ 7152136-B	1
	60/61	A(59C, E)	R. H. -front- from front end cut to 27 7/8" long		1
			L. H.	C0AZ 7152137-B	1
			No. 8 x 3/8" Cross recess pan head screw	52720-S8(U380)	2
	63/64	A(71)	No. 8 x 1/2" Cross recess pan head screw	52726-S13(U381)	2
52146-7 RETAINER - ROOF HEADLINING					
	60/62	A(59, 71)	Cut as required	B9A 5952147-C25	5
	61/64	A(71)	Bright finish-cut as required	C1AB 7152146-C36	5
52182 RETAINER - ROOF HEADLINING SUPPORT					
	60/63	S(63)		B5S 4052182-A	4or6
52202 STRIP - ROOF HEADLINING HEADER RETAINING					
	63/	X(63)		C3DZ 6352202-A	1
52542 RETAINER - FOLDING TOP No. 4 BOW ZIPPER					
	64	A(76)		C4AZ 7652542-A	1
	64	S(76)		C4SZ 7652542-A	1
	64/	A(76), S(76)	No. 6-18 x 3/8" Cross recess pan head screw	*52718-S8	11
52884 RETAINER ASSY. - FOLDING TOP QUARTER PAD CASE					
	63/64	A(76)	24 1/2" long - includes eyelets	C3AZ 7652884-A	2
	64/	S(76)	16 1/2" long - includes eyelets	C4SZ 7652884-B	2
	63/	X(76)	19" long - includes eyelets	C3DZ 7652884-A	2
	63/	A(76), S(76), X(76)	No. 6-36 x 1/4" Cross recess pan head screw	41540-S8(U353)	4

**BODY
SECTION 530**
FORD CAR PARTS

GROUP NUMBER	YEAR	BODY TYPE	DESCRIPTION	PART NUMBER		QTY.	
				RIGHT HAND	LEFT HAND		
53000	TOP ASSY. - FOLDING - LESS TRIM, MOTOR and LIFTS - Paint to Match						
	- A -						
	63	A(76)		C3AZ	7653000-A	1	
	64	A(76)		C4AZ	7653000-A	1	
	- S -						
	61/63	S(76)		C3SZ	7653000-A	1	
	64	S(76)		C4SZ	7653000-B	1	
	- X -						
	63	X(76)		C3DZ	7653000-A	1	
	64	X(76)		C4DZ	7653000-A	1	
53004-5	SUPPORT - FOLDING TOP MAIN PIVOT SUPPORT BASE - Paint to Match						
	64	S(76)	"Before 10/1/63" R.H.	C4SZ	7653004-A	1	
			L.H.	C4SZ	7653005-A	1	
	64	S(76)	"From 10/1/63" R.H.	C4SZ	7653004-B	1	
			L.H.	C4SZ	7653005-B	1	
	64	S(76)	No. 12-24 x 3/8" hex. hd. screw & washer assy.	354666-S2(BB265)		2	
53038	HEADER ASSY. - FOLDING TOP - Paint to Match						
	- A -						
	63/64	A(76)	Less clamp	C3AZ	7653038-A	1	
	63/	A(76)	5/16"-24 x 7/8" "T" head bolt	373786-S8(BB817L)		4	
	- S -						
	61/63	S(76)		C1SB	7653038-BP	1	
	61/63	S(76A)	5/16"-24 x 7/8" "T" head bolt	373786-S8(BB817L)		4	
	64	S(76)		C4SZ	7653038-A	1	
			5/16"-24 x 1.19" "T" head bolt	★378059-S8		4	
			5/16"-24 Hex. nut	33923-S7(M32)		4	
	- X -						
	63/	X(76)	Less clamps	C3DZ	7653038-B	1	
	63/	X(76)	5/16" Flat washer	44722-S8(X19)		4	
			5/16" Lockwasher	34806-S7(X64)		4	
			5/16"-24 Crown nut	34179-S13(M5)		4	
GROUP NUMBER	YEAR	BODY TYPE	DESCRIPTION	PART NUMBER		QTY.	
				RIGHT HAND	LEFT HAND		
53084-5	PLATE ASSY. - FOLDING TOP MAIN PIVOT BRACKET SUPPORT						
	60/62	A(76)		C0AB	7653084-A	★C0AB 7653085-A	1
	60/62	A(76)	5/16" x 3/4" Hex. hd. bolt	20347-S8(B156)		20347-S8(B156)	6
	63	A(76)		C3AZ	7653084-A	C3AZ 7653085-A	1
	64	A(76)		C4AZ	7653084-A	C4AZ 7653085-A	1
	63	X(76)	"Before 1/21/63"	C3DZ	7653084-A	C3DZ 7653085-A	1
	63	X(76)	"From 1/21/63"	C3DZ	7653084-B	C3DZ 7653085-B	1
	64	X(76)		C3DZ	7653084-C	C3DZ 7653085-C	1
	63	A(76), X(76)	5/16" x 1" Hex. head bolt	20387-S8(B157)		20387-S8(B157)	6or8
	63	A(76), X(76)	5/16"-24 Hex. checknut	33923-S7(M32)		33923-S7(M32)	6or8
	60/64	A(76)	5/16" Lockwasher	34806-S7(X64)		34806-S7(X64)	6or8
	63	X(76)					6
			5/16" Flat washer	44722-S8(X19)		44722-S8(X19)	6
	60/64	A(76)	1/4" x 5/8" Hex. washer	★40940-S8		★40940-S8	2
	63	X(76)	hd. self-tapping screw				
53088-9	SUPPORT - FOLDING TOP MAIN PIVOT BRACKET TO WHEELHOUSE						
	63/64	A(76)		C3AZ	7653088-A	C3AZ 7653089-A	1
	63	X(76)	"Before 12/10/62"	C3DZ	7653088-A	C3DZ 7653089-A	1
	63/	X(76)	"From 12/10/62"	C3DZ	7653088-B	C3DZ 7653089-B	1
	63/	A(76), X(76)	5/16"-24 x 1" Hex. hd. bolt	20387-S8(B157)		20387-S8(B157)	6
			5/16" Flat washer	44722-S8(X19)		44722-S8(X19)	6
			5/16" Lockwasher	34806-S7(X64)		34806-S7(X64)	6
			5/16"-24 Hex. checknut	33923-S7(M32)		33923-S7(M32)	6
53104-5	RAIL - FOLDING TOP FRONT SIDE - Paint to Match						
	- A -						
	63/64	A(76)		C3AZ	7653104-B	C3AZ 7653105-B	1

FORD CAR PARTS

BODY SECTION 530

1149

GROUP NUMBER	YEAR	BODY TYPE	DESCRIPTION	PART NUMBER		QTY.
				RIGHT HAND	LEFT HAND	
53104-5 RAIL - FOLDING TOP FRONT SIDE - continued						
- S -						
	60	S(76A)		★B8S 7653104-A	★B8S 7653105-A	1
	61/63	S(76)		C1SZ 7653104-A	C1SZ 7653105-A	1
			1/4"-20 x 1/2" Screw and washer assy.-rail adjustment	50992-S7(U154)	50992-S7(U154)	2
	64/	S(76)		C4SZ 7653104-A	C4SZ 7653105-A	1
- X -						
	63	X(76)		C3DZ 7653104-A	C3DZ 7653105-A	1
	64/	X(76)		C4DZ 7653104-A	C4DZ 7653105-A	1
53118-9 BRACKET - FOLDING TOP MAIN PIVOT - Paint to Match						
- A -						
	63	A(76)		C3AZ 7653118-A	C3AZ 7653119-A	1
	64	A(76)		C4AZ 7653118-A	C4AZ 7653119-A	1
	63/64	A(76)	5/16"-24 x 1" Hex. hd. bolt	20387-S8(B157)	20387-S8(B157)	6or8
			5/16" Lockwasher (spring)	34806-S7(X64)	34806-S7(X64)	6or8
- X -						
	63	X(76)		C3DZ 7653118-A	C3DZ 7653119-A	1
	64	X(76)		C4DZ 7653118-A	C4DZ 7653119-B	1
			5/16"-24 x 1 1/8" Hex. washer head screw	353483-S2(BB588)	353483-S2(BB588)	8
	63/64	X(76)	5/16"-24 x 1" Hex. head bolt	20387-S8(B157)	20387-S8(B157)	6or8
			5/16" Lockwasher (spring)	34806-S7(X64)	34806-S7(X64)	6or8
531A18-9 EXTENSION ASSY. - FOLDING TOP MAIN PIVOT BRACKET - Paint to Match						
	64/	A(76), X(76)		C4DZ 76531A18-A	C4DZ 76531A18-A	2
53138-9 RAIL - FOLDING TOP REAR SIDE - Paint to Match						
- A -						
	60	A(76B)		C0AB 7653138-BP	C0AB 7653139-BP	1
	61/62	A(76)		C1AZ 7653138-A	C1AZ 7653139-A	1
	60/62	A(76)	.433" / .430" x 2.095" Pin	357429-S13(NN29)	357429-S13(NN29)	2
	60/62	A(76)	7/16" x 61/64" Ovalhd. pin	354735-S13(NN31)	354735-S13(NN31)	2
	63	A(76)		C3AZ 7653138-A	C3AZ 7653139-A	1
	60/63	A(76)	.45" I. D. x .75" O. D. Flat washer	356214-S8(XX162)	356214-S8(XX162)	2or4
	64	A(76)		C4AZ 7653138-A	C4AZ 7653139-A	1
	63/64	A(76)	7/16" x 1 1/2" Ovalhd. pin	357427-S13(NN26)	357427-S13(NN26)	2
			.39" I. D. x .745" O. D. Plain washer	356403-S8(XX126)	356403-S8(XX126)	2
			1/16" Pin (self-locking)	352358-S(NN127)	352358-S(NN127)	2
			3/8" x 1 1/8" Ovalhd. pin	359236-S13(NN12)	359236-S13(NN12)	2
			.45" I. D. x .75" O. D. Spring wave washer	356383-S7(XX362)	356383-S7(XX362)	2
			7/16" I. D. x 3/4" O. D. Flat washer	★373262-S36	★373262-S36	2
	64/	A(76)	.45" I. D. x .75" O. D. Spring wave washer	356383-S7(XX362)	356383-S7(XX362)	2or4
			3/32" x 1" Cotter pin	72034-S(N45)	72034-S(N45)	4
			7/16" x 1.58" Ovalhd. pin	★359224-S2	★359224-S2	2
- S -						
	61/63	S(76)		C3SZ 7653138-A	C3SZ 7653139-A	1
			5/16" -18 x 1 3/8" Hex. head bolt	20446-S8(B60)	20446-S8(B60)	1or2
	60/62	S(76)	.45" I. D. x .75" O. D. Spring wave washer	356383-S7(XX362)	356383-S7(XX362)	2
	64/	S(76)		C4SZ 7653138-A	C4SZ 7653139-A	1
			5/16"-24 x 2 1/8" Hex. head screw	379031-S7-8(BB211B)	379031-S7-8(BB211B)	2
			5/16" -18 x 1 3/8" Hex. head bolt	20446-S8(B60)	20446-S8(B60)	1or2
	60/	S(76)	7/16" x 1.93" Pin	370643-S8(NN36)	370643-S8(NN36)	2
			.45" I. D. x .75" O. D. Flat washer	356214-S8(XX162)	356214-S8(XX162)	2
			1/16" Pin (self-locking)	352358-S(NN127)	352358-S(NN127)	2

GROUP NUMBER	YEAR	BODY TYPE	DESCRIPTION	PART NUMBER		QTY.	
				RIGHT HAND	LEFT HAND		
53144-5 BRACKET - FOLDING TOP - NO. 3 BOW - Paint to Match							
- A -							
	63/64	A(76)		C3AZ 7653144-A	C3AZ 7653145-A	1	
	60/64	A(76)	"Before 12/1/64"	3/8" x 1 1/8" Oval hd. pin	★359236-S13	★359236-S13	2
			.39" I. D. x .745" O. D.	Plain washer	356403-S8(XX126)	356403-S8(XX126)	2
			.39" I. D. x .63" O. D.	Spring washer	★356397-S2	★356397-S2	2
			3/32" x 1" Pin (cotter)	72034-S(N45)	72034-S45)	2	
- S -							
	61/63	S(76)		★C1SB 7653144-AP	★C1SB 7653144-AP	2	
	64/	S(76)		C4SZ 7653144-A	C4SZ 7653144-A	2	
	61/	S(76)		3/8" x 1.008" Pin	359140-S13(NN14)	359140-S13(NN14)	2
			.45" I. D. x .75" O. D.	Spring wave washer	356383-S7(XX362)	356383-S7(XX362)	2
			.39" I. D. x .745" O. D.	Plain washer	356403-S8(XX126)	356403-S8(XX126)	2
			3/32" x 1" Cotter pin	72034-S(N45)	72034-S(N45)		
- X -							
	63/	X(76)		C3DZ 7653144-A	C3DZ 7653144-A	2	
53152-3 BRACE - FOLDING TOP MAIN PIVOT BRACKET SUPPORT							
	60/64	A(76)		★C0AB 7653152-A	C0AB 7653153-A	1	
	63/	X(76)		C3DZ 7653152-A	C3DZ 7653152-A	2	
53156-7 SUPPORT ASSY. - TOP MAIN PIVOT BRACKET							
	64	A(76)		C4AZ 7653156-A	C4AZ 7653157-A	1	
	63	X(76)		C3DZ 7653156-A	C3DZ 7653157-A	1	
	64	X(76)		C4DZ 7653156-A	C4DZ 7653157-A	1	
53158-9 SUPPORT - FOLDING TOP MAIN PIVOT BRACKET							
	61/62	S(76)	"Before 12/1/61"	Paint to match	★C1SB 7653158-CP	★C1SB 7653159-CP	1
	62/63	S(76)	"From 12/1/61"	Paint to match	★C2SZ 7653158-A	C2SZ 7653159-A	1
	64	S(76)	"Before 10/1/63"	Paint to match	C4SZ 7653158-A	C4SZ 7653159-A	1
	64	S(76)	"From 10/1/63"	Paint to match	C4SZ 7653158-B	C4SZ 7653159-B	1
	61/64	S(76)		5/16"-24 x 1 1/4" Hex. hd. bolt	20427-S8(B158)	20427-S8(B158)	6
				5/16" Lockwasher	34806-S7(X64)	34806-S7(X64)	6
				5/16" Flat washer	44722-S8(X19)	44722-S8(X19)	6
				5/16"-24 Hex. nut	33923-S7(M32)	33923-S7(M32)	6
53192-3 RAIL and REINFORCEMENT ASSY. - FOLDING TOP REAR SIDE							
	63	X(76)		C3DZ 7653192-A	C3DZ 7653193-A	1	
	64/	X(76)		C4DZ 7653192-A	C4DZ 7653193-A	1	
	63/	X(76)		7/16" x 1 3/8" Pin (oval hd.)	357427-S13(NN26)	357427-S13(NN26)	2
				7/16" Flat washer	356214-S8(XX162)	356214-S8(XX162)	2
			.45" I. D. x .75" O. D.	Special spring washer	356383-S7(XX362)	356383-S7(XX362)	4
				1/16" Pin (self-locking)	352358-S(NN127)	352358-S(NN127)	2
				3/8" x 1 3/32" Clevis pin	359140-S13(NN14)	359140-S13(NN14)	2
			.40" I. D. x .56" O. D. x .060" thick Flat washer		354861-S(XX137)	354861-S(XX137)	2
				3/32" x 1" Cotter pin	72034-S(N45)	72034-S(N45)	2
GROUP NUMBER	YEAR	BODY TYPE	DESCRIPTION	PART NUMBER		QTY.	
53210-3 WASHER - SPRING - THREE WAVE - CONVERTIBLE SLAT IRONS							
	60/64	A(76)	.39" I. D. x .63" O. D.		356383-S7(XX362)	2to7	
	63/64	S(76)				4	
	60/64	A(76)	.51" I. D. x .56" O. D.		8M 7653213	AR	
	60/63	S(76)				AR	

FORD CAR PARTS

**BODY
SECTION 530**

1151

GROUP NUMBER	YEAR	BODY TYPE	DESCRIPTION	PART NUMBER	QTY.
533A00	MOTOR and PLATE ASSY. - FOLDING TOP HYDRAULIC LIFT PUMP KIT				
	60/61	A(76B)		C0AB 76533A00-A	1
	62/63	A(76)		C2AZ 76533A00-A	1
	63	X(76)			1
Consists of					
1-Motor & pump end plate assy.		3-Grommets		2-Tetra seals	
1-"O" ring		2-Lockwashers		2-Plugs	
1-Mounting bracket		2-Screws			
	60/	S(76)		C3SZ 76533A00-A	1
Consists of					
1-Motor & pump end plate assy.		2-Sleeves		1-"O" ring	
2-Screws		2-Grommets		2-Plugs	
2-Lockwashers		1-Bracket		1-Connector adapter	
2-Grommets		2-Hydraulic packing		1-Inner rotor	
	64/	A(76)		C4DZ 76533A00-A	1
	64/	X(76)			1
Consists of					
1-Motor & pump end plate assy.		2-Grommets		2-Tetra seals	
1-"O" ring		2-Lockwashers		2-Plugs	
1-Mounting bracket		2-Screws			
53337	PUMP ASSY. - FOLDING TOP HYDRAULIC LIFT				
	60/61	A(76B)	Kit for round pumplifts - (Repair)	B5A 7653337-B	1
Consists of					
1-Plate ass'y.		1-Inner rotor		2-Seals	
1-"O" ring		1-Outer rotor		2-Ball bearings (1/4" dia.)	
		2-Ball bearings (1/8" dia.)			
	62/63	A(76)	Repair kit	C2AZ 7653337-A	1
	63	X(76)			1
Consists of					
1-Plate assy.		1-Inner rotor		2-Ball bearings (1/4" dia.)	
2-"O" rings		1-Outer rotor			
	60/	S(76)	Repair Kit-Used with "D" and "O" type motor shafts	C3SZ 7653337-A	1
Consists of					
1-Plate assy.		1-Outer rotor		2-"O" rings	
1-Ball bearing (1/8" dia.)		2-Ball bearings (1/4" dia.)		1-Inner rotor	
1-"O" ring		1-Inner rotor			
	64/	A(76)	Repair kit	C4DZ 7653337-A	1
	64/	X(76)			1
Consists of					
1-Plate assy.		1-"O" ring		1-Inner rotor	
1-"O" ring (reservoir)		2-Ball bearings (1/4")		1-Outer rotor	
53357	MOTOR and PLATE ASSY. - FOLDING TOP HYDRAULIC LIFT PUMP - Refer to Group 533A00				
53376	RESERVOIR ASSY. - FOLDING TOP HYDRAULIC LIFT				
	60/63	AI(76)	Kit for round pump lifts-(Repair)	B5A 7653376-A	1
	60/	S(76)			1
	63	X(76)			1
Consists of					
1-Plate		1-Bolt		1-"O" ring	
1-Reservoir		2-Seals		2-Grommets	
	64	A(76)	Repair kit	C4DZ 7653376-A	1
	64/	X(76)			1
Consists of					
1-Reservoir and bracket assy.		1-"O" ring		1-Bolt, washer and "O" ring assy.	
1-Filler plug and "O" ring assy.					
53390-3	HOSE ASSY. - FOLDING TOP HYDRAULIC LIFT				
- A -					
	60/61	A(76B)	Approx. 95" long	C0AB 7653390-A	2
	62/63	A(76)	Approx. 95" long	C2AZ 7653390-A	2
	64	A(76)	Upper-95" long	C4AZ 7653390-A	1
			Lower-approx. 84" long	C4AZ 7653392-A	1
			Lower-approx. 10" long	C4AZ 7653393-A	1
	63/	A(76)	Lower-approx. 100" long	C5AZ 7653392-A	1

**BODY
SECTION 530**
FORD CAR PARTS

GROUP NUMBER	YEAR	BODY TYPE	DESCRIPTION	PART NUMBER		QTY.		
				RIGHT HAND	LEFT HAND			
53390-3 HOSE ASSY. - FOLDING TOP HYDRAULIC LIFT - continued								
- S -								
	60	S(76A)	Upper-approx. 35" long	★B9SB	7653390-A	1		
			Lower-approx. 34" long	B9SB	7653392-A	1		
	61/63	S(76)	Upper-approx. 93 1/2" long	C1SB	7653390-A	1		
			Lower-approx. 82" long	C1SB	7653392-A	1		
			No. 10-12 x 1/2" Cross recess pan head screw	52727-S8(U382)		5		
			Clip	★373028-S2		5		
	64/	S(76)	Upper-approx. 55" long	C4SZ	7653390-A	1		
			Lower-approx. 58" long	C4SZ	7653392-A	1		
- X -								
	63	X(76)	Approx. 96" long	C3DZ	7653390-A	2		
			Clip	★375938-S		2		
			No. 10-12 x 5/8" Hex. washer head screw	42134-S8(U249)		2		
	64/	X(76)	Upper-78" long	C4DZ	7653390-A	1		
			Lower-86" long	C4DZ	7653392-A	1		
53456 HOSE ASSY. - FOLDING TOP HYDRAULIC LIFT								
	64/	S(76)	Approx. 14" long	C4SZ	7653456-A	1		
53510 NUT ASSY. - FRONT ROOF or LUGGAGE COMPARTMENT DOOR LOCK								
	60/	S(76)	Luggage compartment door	B7A	5153510-A	2		
			No. 8-32 x .62" Socket head set screw	★371293-S13		4		
53523 GEAR - LUGGAGE COMPARTMENT DOOR LOCK DRIVE								
	60/63	S(76)		B7A	5153523-A	2		
53536 SCREW - LUGGAGE COMPARTMENT DOOR LOCK								
	60/63	S(76)		B7A	5153536-A	2		
53716 RETAINER - ROOF OUTSIDE VINYL COVER - FRONT - INCLUDES ATTACHING PARTS								
	63/	B(65)		C3OZ	6553716-A	1		
53729 RETAINER - ROOF OUTSIDE VINYL COVER - SIDE - INCLUDES ATTACHING PARTS								
- A -								
	63/64	A(63)	62 5/8" long - Aluminum	C3AZ	6353729-A	2		
- B -								
	63/	B(65)	46 1/2" long - Aluminum	C3OZ	6553729-A	2		
- S -								
	62/63	S(63B) "Landau"	49" long -Aluminum	C2SZ	6353729-B	2		
	64/	S(63B)	49" long-Aluminum	C4SZ	6353729-B	2		
- X -								
	63/	X(63C)	55 1/4" long - Aluminum	C3DZ	6353729-A	2		
53730 RETAINER - ROOF OUTSIDE VINYL COVER - FRONT CORNER								
	63/	B(65)	Includes attaching parts	C3OZ	6553730-A	2		
GROUP NUMBER	YEAR	BODY TYPE	DESCRIPTION	PART NUMBER		QTY.		
				RIGHT HAND	LEFT HAND			
53900-1 WEATHERSTRIP ASSY. - FOLDING TOP SIDE INTERMEDIATE REAR RAIL								
	60	S(76A)		C0SB	7653900-B	C0SB	7653901-B	1
	61/63	S(76A)		C1SB	7653900-B	★C1SB	7653901-B	1
	62/63	S(76B)		C2SZ	7653900-A	C2SZ	7653901-A	1
	64/	S(76)		C4SZ	7653900-A	C4SZ	7653901-A	1
	60/	S(76)	No. 10-32 x .75" Special head moulding screw	352222-S8(BB807)		352222-S8(BB807)		8
			No. 10 Flat washer	44716-S8(X15)		44716-S8(X15)		8
			No. 10 Lockwasher	34803-S7(X60)		34803-S7(X60)		8
			No. 10-32 Hex. nut	34079-S7(M163)		34079-S7(M163)		8
			No. 7 Flat washer	44709-S8B(X9)		44709-S8B(X9)		2or4
GROUP NUMBER	YEAR	BODY TYPE	DESCRIPTION	PART NUMBER		QTY.		
				RIGHT HAND	LEFT HAND			
53916 BUSHING - LUGGAGE COMPARTMENT DOOR LOCK MOUNTING BOLT								
	60/	S(76)		B7A	5153916-A			8
53917 SLEEVE - LUGGAGE COMPARTMENT DOOR LOCK MOUNTING BOLT BUSHING								
	60/	S(76)		B7A	5153917-A			4
53928-9 WEATHERSTRIP ASSY. - FOLDING TOP INTERMEDIATE FRONT RAIL								
	60	S(76A)	R. H.	C0SB	7653928-A			1
			L. H.	C0SB	7653929-A			1
	61/63	S(76)	R. H.	C1SB	7653928-B			1
			L. H.	C1SB	7653929-B			1

FORD CAR PARTS

BODY SECTION 530

1153

GROUP NUMBER	YEAR	BODY TYPE	DESCRIPTION	PART NUMBER		QTY.
				RIGHT HAND	LEFT HAND	
53928-9 WEATHERSTRIP ASSY. - FOLDING TOP INTERMEDIATE FRONT RAIL - continued						
64/	S(76)	R. H.		C4SZ	7653928-A	1
		L. H.		C4SZ	7653929-A	1
60/	S(76)	No. 10-32 x .75" Special head moulding screw		352222-S8(BB807)		6
		No. 10 Flat washer		44716-S8(X15)		6
		No. 10 Lockwasher		34803-S7(X60)		6
		No. 10-32 Hex. nut		34079-S7(M163)		6
		No. 8-18 x 3/8" Cross recess pan head screw		52720-S8(U380)		4
53986-7 WEATHERSTRIP ASSY. - FOLDING TOP SIDE FRONT RAIL						
60	S(76A)	R. H.		★C0SB	7653986-A	1
		L. H.		C0SB	7653987-A	1
61/63	S(76)	R. H.		C1SZ	7653986-A	1
		L. H.		C1SZ	7653987-A	1
64/	S(76)	Header & front sides		C4SZ	7653986-B	1
60/	S(76)	No. 10-32 x .75" Special head moulding screw		352222-S8(BB807)		4or6
		No. 10 Flat washer		44716-S8(X15)		4or6
		No. 10 Lockwasher		34803-S7(X60)		4or6
		No. 10-32 Hex. nut		34079-S8(M163)		4or6
		No. 8-18 x 3/8" Cross recess pan head screw		52720-S8(U380)		4
53988-9 DEFLECTOR - FOLDING TOP REAR RAIL WATER						
60/64	A(76)	R. H. -Rubber		C0AB	7653938-A	1
		L. H.		C0AB	7353939-A	1
53996 COVER - FOLDING TOP BALANCE LINK						
64/	S(76)			C4SZ	7653996-A	2
		5/16" Lockwasher		34806-S7(X64)		4
		5/16"-18 x 7/8" Hex. head bolt		20366-S8(B52)		4
54000-1 WEATHERSTRIP ASSY. - FOLDING TOP SIDE RAIL - REAR - Also Refer to Group 51566-7						
61/63	S(76A)	R. H.		C1SB	7654000-B	1
		L. H.		C1SB	7654001-B	1
		No. 10-16 x 1/2" Cross recess pan head screw		*52787-S15		10
		No. 10 Flat washer		44716-S8(X15)		10
54002-3 WEATHERSTRIP ASSY. - FOLDING TOP SIDE INTERMEDIATE REAR RAIL - OUTER						
61/63	S(76)	R. H.		C1SB	7654002-A	1
		L. H.		C1SB	7654003-A	1
64/	S(76)	R. H.		C4SZ	7654002-A	1
		L. H.		C4SZ	7654003-A	1
54330 ABSORBER - ROOF PANEL SOUND						
60/	A,B,S,X	30" x 48" - cut as required		C0AB	6454330-A	AR
546A02 SEAL - FOLDING TOP COMPARTMENT OPENING						
63	A(76)	Black		C3AZ	76546A02-A	1
64	A(76)	Black		C4AZ	76546A02-A	1
54624-5 RETAINER - FOLDING TOP COMPARTMENT TRIM - FRONT						
63	A(76)			C3AZ	7654624-A	1
64	A(76)			C4AZ	7654624-A	1
63/	X(76)			C3DZ	7654624-A	1
54677 RETAINER - FOLDING TOP COMPARTMENT TRIM - CENTER						
63	A(76)			C3AZ	7654677-A	1
64	A(76)			C4AZ	7654677-A	1
63/	X(76)			C3DZ	7654677-A	1

GROUP NUMBER	YEAR	BODY TYPE	DESCRIPTION	PART NUMBER	QTY.
54704-5	RETAINER - FOLDING TOP NO. 1 BOW REAR WEATHERSTRIP - END				
	63/64	A(76)	R. H.	C3AZ 7654704-A	1
			L. H.	C3AZ 7654705-A	1
			No. 8-15 x 1/2" Cross recess pan head screw	52726-S13(U381)	4
54754	COVER - FOLDING TOP SIDE RAIL - FRONT and REAR				
	62/64	S(76B)	Rear-9.38" long - NOTE 3	C3SZ 7654754-A	2
			Front-Cut to 2 3/4" long - NOTE 3		2
54810	LOOP - FOOTMAN				
	62/64	S(76B)	NOTE 3	C2SZ 7654810-A	1
			No. 10-32 x 3/4" Oval head machine screw	*50419-S13	2
			No. 10 Lockwasher	34803-S7 (X60)	2
			No. 10-32 Hex. nut	34079-S7(M163)	2
54814	ESCUTCHEON - TONNEAU COVER FOOTMAN LOOP				
	64	S(76)		C4SZ 7654814-A	1
55006	CLAMP and STRAP ASSY. - SKI CARRIER				
	63/	A, B, S, X(except convertibles)		C3AZ 6255006-A	4
55008	CLAMP - REAR DECK or ROOF SKI CARRIER HOLD DOWN				
	60/	All (except S roof mount)		C3AZ 2555008-A	4
55014	FASTENER ASSY. - ROOF LUGGAGE CARRIER				
	60/61	X(59A, 71A)	Non adjustable	C0DB 5955014-A	28
55020	CLIP - SKI CARRIER HOLD DOWN CLAMP RETAINING				
	63/	A, B, S, X(except 76)		C3AZ 6255020-A	4
			No. 10-32 x 1/2" Round head machine screw	27081-S8(U175)	4
55022	SLAT ASSY. - ROOF LUGGAGE CARRIER - OUTER				
	61	A(59, 71), X(59A, 71A)	58" long	C0DB 5955022-B	2
			No. 10-32 x 1" Pan head screw	374993-S37(BB638)	12
			Fastener assy.	C0DB 5955014-A	12
	62/ 64	A(71), X(59, 71)	Used with 6 slat carrier-63" long-non adjustable	C2DZ 5955022-A	2
	63/ 64	B(71)			2
			No. 10-16 x .38" Pan head screw	375388-S101 (UU82H)	6
			1/4" Washer	354610-S40 (XX91)	6
55028	PAD - SKI CARRIER BOTTOM SUPPORT				
	63/	A, B, S, X(except 76)	R. H.	C3AZ 6255028-A	2
			L. H. -Cut off nipples		2
55052	RETAINER - SKI CARRIER				
	63/	A, B, S, X(except 76)		C3AZ 6255052-A	4
55078	KIT - REAR DECK or ROOF LUGGAGE CARRIER BRACKET and SCREW				
	60/	All (except S roof mount)		C3AZ 2555078-A	2
55100	KIT - ROOF LUGGAGE CARRIER				
	61/	A(59, 71), B(71), X(59, 71, 78)	5 Slats-Permanent installation-less crossmember non-adjustable	C5AZ 7155100-B	1
Consists of					
	4-C6OB	71550A30-1-B	Base (R. H. & L. H.)	4-C6OB 7155156-A	Pad
	2-C6AZ	7155106-A	Rail	4-371429-S100	Screw-No. 10-24 x 3/4"
	2-C6AZ	7155114-A	Rail (side)	10-375959-S101	Screw-No. 10-16 x 3/4"
	4-C6OB	7155140-A-B	Support (R. H. & L. H.)	4-378979-S100	Screw-No. 10-24 x 3/8"
	5-C6AB	7155147-A	Pad	4-378980-S100	Screw-No. 10-24 x 3/8"
	1-C6AZ	7155150-B	Slat assy.	1-Installation sketch	

NOTE 3- Use on Units with Tonneau Cover

FORD CAR PARTS

**BODY
SECTION 530**

1155

GROUP NUMBER	YEAR	BODY TYPE	DESCRIPTION	PART NUMBER	QTY.
55106 RAIL - ROOF LUGGAGE CARRIER - FRONT and REAR					
	60/63	A(59, 71), B(71), X(59, 71)- "From 2/1/63"	Front-41.86" long-with 6 slat carrier-also use C3AZ 7155138-A-non adjustable carrier	C3AZ 7155106-A	1or2
	64	A(71), B(71), X(59, 71)			1
	63	A(59, 71), B(71), X(59, 71)- "From 2/1/63"	Rear-41.86" long -with 6 slat non adjustable carrier	C3AZ 7155138-A	1
	64	A(71), B(71), X(59, 71)			1
	64/	A(71), B(71), X(59, 71)	Front-41.86" long- with 5 slat non adjustable carrier	C4DZ 5955106-A	1
	64/	A(71), B(71), X(59, 71)	Rear-41.86" long-with 5 slat non adjustable carrier	C4DZ 5955138-A	1
55114 RAIL - ROOF LUGGAGE CARRIER - SIDE					
	61/63	A(59, 71), X(59, 71)	63" long -non adjustable carrier	C1DZ 5955114-A	2
	64/	A(71), X(59, 71)			2
	63/	B(71)			2
	60	X(59A, 71A)	58" long -non adjustable carrier	C0DB 5955114-B	2
55138 RAIL - ROOF LUGGAGE CARRIER - REAR - Also Refer to Group 55106					
	63	A(59, 71), B(71), X(59, 71)	41.86" long-Used with 6 slat carrier - non adjustable	C3AZ 7155139-A	1
	64	A(71), B(71), X(59, 71)			1
	64/	A(71), B(71), X(59, 71)	41.86" long-Used with 5 slat carrier - non adjustable	C4DZ 5955138-A	1
55140 SUPPORT - ROOF LUGGAGE CARRIER					
	61/63	A(59, 71)	Used with 6 slat carrier - non adjustable	C0DZ 5955140-B	4
	64	A(71)			4
	63/64	B(71)			4
	60/64	X(59, 71)			4
	64/	A(71), B(71), X(59, 71)	Used with 5 slat carrier -non adjustable	C4DZ 5955140-A	4
	60/	A(59, 71), B(71), X(59, 71)	No. 10-32 x 1.187" Fillister head machine screw	374468-S13(BB26G)	4
55147 PAD - ROOF LUGGAGE CARRIER SLAT					
	60	X(59A 71A)	Drill added holes as required -non adjustable	C0DB 5955147-C	6
55150 SLAT - ROOF LUGGAGE CARRIER					
- A -					
	62/64	A(71)	Inner-63" long -Used with 6 slat carrier	C2DZ 5955150-A	4
	64	A(71)	With 5 slat carrier-non adjustable		5
	62/	A(71), B(71), X(59, 71)	No. 10-16 x .38" Pan head screw	375388-S101(UU82H)	12
			1/4" Washer (flat)	354610-S40(XX91)	12
- B -					
	63/64	B(71)	Inner-63" long-used with 6 slat carrier	C2DZ 5955150-A	4
	64	B(71)	With 5 slat carrier-non adjustable		5
- X -					
	60/61	X(59A, 71A)	Inner-58" long-Drill added holes as required	C0DB 5955150-C	4
	61	X(59A, 71A)	Outer-Refer to Group 55022		
	60/61	X(59A, 71A)	No. 10-32 x 1" Pan head screw	374993-S37(BB638)	28
	62/64	X(59, 71)	Inner-63" long-used with 6 slat carrier	C2DZ 5955150-A	4
	64/	X(59, 71)	With 5 slat carrier-non adjustable		5
55156 KIT - REAR DECK or ROOF LUGGAGE CARRIER PAD and RETAINER					
	63	All (except S roof mount & 76)		C3AZ 2555156-A	4
55182 CAP - ROOF OR DECK LUGGAGE CARRIER RAIL FINISH					
	61/	A(59, 71)		C0DZ 5955182-A	4
	63/	B(71)			4
	60/	X(59, 71)			4
			1/4"-28 x 1/4" Set screw	375377-S100(UU37D)	8

**BODY
SECTION 600**
FORD CAR PARTS

GROUP NUMBER	YEAR	BODY TYPE	DESCRIPTION	PART NUMBER	QTY.
60060	PLATE - FLOOR STORAGE COMPARTMENT LOCK STRIKER				
64/	B(71)			C3UZ 8960060-A	1
60064	PLATE ASSY. - FRONT SEAT BACK HINGE				
64	S		Paint to match-used with passenger reclining seat	C4SZ 6360064-C	1
			Pin-cotter-3/32" x 3/4"	72016-S7-8(N44)	2
			Pin-clevis-3/8" x 9/16"	*76128-S	2
600A76-7	SUPPORT ASSY. - AUXILIARY SEAT BACK				
63/	B(71)		R. H.	C3OZ 71600A76-A	1
			L. H.	C3OZ 71600A77-A	1
			Screw-flat head, cross recess-5/16"-18x7/8"	*60046-S2	8
601A40	GRILLE ASSY. - REAR SEAT BACK RADIO SPEAKER				
62/63	A(76B)		Refer to Group 04405		
64	A(57C, 63C)			C4AZ 63601A40-A	1
			Nut-self threading-3/16"	373503-S7-8(MM285A)	4
64	A(76B)			C4AZ 76601A40-A	1
			Screw-oval head, cross recess-No. 8-18 x 1"	52376-S13(U296)	2
			Nut-spring-No. 8-15	45177-S32(M136)	2
			Stud-fastener-No. 6-32 x 1/2"	358432-S13(HH29)	3
601A54-5	MOULDING ASSY. - REAR SEAT BACK SIDE - INCLUDES ATTACHING PARTS				
64	A(57C)		R. H.	C4AZ 57601A54-A	1
			L. H.	C4AZ 57601A55-A	1
			Screw-oval head, cross recess-No. 8-15 x 3/4"	53038-S13(U280)	2
64	A(63C)		R. H.	C4AZ 63601A54-A	1
			L. H.	C4AZ 63601A55-A	1
			Screw-oval head, cross recess-No. 8-15 x 3/4"	53038-S13(U280)	2
601B4-5	RETAINER - REAR SEAT BACK RADIO SPEAKER GRILLE MOUNTING				
64	A(57C)		R. H.	C4AZ 5760184-A	1
			L. H.	C4AZ 5760185-A	1
64	A(63C)		R. H.	C4AZ 6360184-A	1
			L. H.	C4AZ 6360185-A	1
64	A(76B)		R. H.	C4AZ 7660184-A	1
			L. H.	C4AZ 7660185-A	1
			Screw-pan head, cross recess-No. 8-18 x 3/8"	52720-S8(U380)	4
60392	BOLT - FRONT SEAT BACK PIVOT ARM				
63	B(65B), X(62C, 63C, 71D)		Bolt-hex. head, shoulder-3/8"-24 x 13/16"	C3DZ 6260392-A	4
64	B(65B), X(63C, D)		(1 19/32" overall length)		4
60394	SPACER - FRONT SEAT BACK PIVOT ARM				
63	B(65B), X(62C, 63C, 71D)		Rubber-1/2" I. D. x 1" O. D. x 7/16" thick-		4
64	A(62, 63B, 76A), B(65B), X(63C, D)		improvise		2 or 4
60402-3	HOUSING ASSY. - 4-WAY POWER SEAT REGULATOR				
60	S		Horizontal-slot in end of shaft	*B5A 7060403-A	2
			Vertical-slot in end of shaft	B5S 4060403-A	2
60/64	A		Refer to Group 617A30		
60419	GEAR - 4-WAY POWER SEAT REGULATOR				
60	A		Refer to Group 617A15		
60	S			B5A 7060419-A	2
60428	SCREW ASSY. - POWER SEAT ADJUSTING HORIZONTAL REGULATOR				
60/64	A		Refer to Group 617A02		
60449	SCREW ASSY. - POWER SEAT ADJUSTING VERTICAL REGULATOR				
60/64	A		Refer to Group 617A06		
60467	GASKET - 4-WAY POWER SEAT REGULATOR COVER				
60	S			B5A 7060467-A	2
60477	SHAFT ASSY. - 4-WAY POWER SEAT REGULATOR				
60	S		Horizontal-refer to Group 617A02		
60480	SHAFT ASSY. - 4-WAY POWER SEAT REGULATOR - VERTICAL				
60			Refer to Group 617A06		
60481	COVER ASSY. - 4-WAY POWER SEAT REGULATOR				
60	S			B8S 6360481-A	4
60	S		Screw & washer assy. -flat head, cross recess-No. 10-32 x 1/2"	350056-S13(BB107)	10
60487	COUPLING - 4-WAY POWER SEAT ADJUSTER MOTOR TO SHAFT				
60/64	A		Refer to Group 23279		

FORD CAR PARTS

**BODY
SECTION 600**

1157

GROUP NUMBER	YEAR	BODY TYPE	DESCRIPTION	PART NUMBER		QTY.
				RIGHT HAND	LEFT HAND	
60508-9 PANEL ASSY. - REAR SEAT BACK - Paint to Match						
- A -						
60/61		A(71E, G)	R. H. -Less cover- NOTE 1	C0AB	7160508-CP	1
62		A(71)	Used with split rear seat			1
63		A(71A, C, H)				1
64		A(71A, C)				1
			L. H.	C0AB	7160509-CP	1
62		A(71B, D, E)	Less cover- NOTE 1	C2AZ	7160508-B	1
63		A(71B, E, G)				1
64		A(71B, E)				1
			Screw-hex, washer head-5/16"-24 x 1 1/8"		353483-S2(BB588)	4
- B -						
63/64		B(71)	Less cover- NOTE 1	C3OZ	7160508-A	1
			Screw & washer assy. -flat head-1/4"-20 x 1"		378334-S7-8(BB110E)	4
60510 YOKE ASSY. - POWER SEAT ADJUSTING REGULATOR CLUTCH						
60/64		A	Refer to Group 617A78			
60512-3 PANEL ASSY. - REAR SEAT CUSHION Paint to Match						
60/61		A(71E, G)	R. H. -Less cover- NOTE 1	C0AB	7160512-AP	1
62		A(71)				1
63		A(71A, C, H)				1
64		A(71A, C)				1
			L. H. - Less Cover-Note 1	C0AB	7160513-AP	1
60/		X(59, 71)		C0DB	5960512-BP	1
			Screw-flat head, cross recess-No. 8-15 x 5/8"		52017-S8(U203)	5
605A18 BUMPER ASSY. - AUXILIARY SEAT BACK FLOOR PANEL						
63/		B(71)		C3OZ	71605A18-A	2
			Screw-oval head, cross recess-No. 8-18 x 3/8"		52338-S13(U300)	6
605A40 PLATE - REAR SEAT FRONT ANCHOR						
60/		X(59, 71)		C5DZ	59605A40-A	2
605A48 LOOP - REAR SEAT BACK FLOOR EXTENSION STOP - UPPER						
60/61		A(59C, 71F, H, J)	Includes attaching parts	C0AB	59605A48-A	1
62		A(71B, D, E)				1
63		A(71B, E, G)				1
64		A(71B, E)				1
60/61		A(71E, G)	Lower-refer to Group 61099			
60552-3 SUPPORT ASSY. - REAR SEAT CUSHIONS - Paint to Match						
GROUP NUMBER	YEAR	BODY TYPE	DESCRIPTION	PART NUMBER		QTY.
				RIGHT HAND	LEFT HAND	
64		A(71A, 71C)		*C0AB 7160552-AP	C4AZ 7160553-A	1
			Screw-flat hd. slotted-1/4"-20 x 3/4"	350299-S7-8(BB87)	350299-S7-8(BB87)	12
60/		X(59, 71)		C0DB 5960552-BP	C0DB 5960552-BP	1
			Screw-flat hd. slotted-1/4"-20 x 3/4"	350299-S7-8(BB87)	350299-S7-8(BB87)	6
GROUP NUMBER	YEAR	BODY TYPE	DESCRIPTION	PART NUMBER		QTY.
60570-1 COVER - REAR SEAT BACK PANEL - Refer to Group 11488 in Soft Trim Section						
60578 BUMPER ASSY. - REAR SEAT CUSHION PANEL						
60/61		A(71E, 71G), X(59, 71)		B7A	5960578-A	2or4
62		A(71), X(59, 71)				2or4
63		A(71A, 71C, 71H), X(59, 71)				2or4
64		A(71A, 71C), X(59, 71)				2or4
			Screw & washer assy. -pan head, cross recess-No. 12-24 x 3/8"	*50805-S8		2or4
605A86 RISER - REAR SEAT AT TUNNEL OPENING						
61/63		S		C1SB	63605A86-A	1
			Screw-pan head, cross recess-No. 8-15 x 1/2"		52726-S13(U381)	4
			Nut-spring-No. 8-15		353464-S8(MM248)	4

NOTE 1 - Refer to Group 11488 in Soft Trim Section for Cover

**BODY
SECTION 600**
FORD CAR PARTS

GROUP NUMBER	YEAR	BODY TYPE	DESCRIPTION	PART NUMBER	QTY.
606A08 ORNAMENT - REAR SEAT BACK - INCLUDES ATTACHING PARTS					
	62	A(65B)	V shaped-6 21/32" long	C2AZ 65606A08-A	1
	63	A(63C,65B,75C)- "Before 12/11/62"			1
	63	A(63C, 65B, 75C)- "From 12/11/62"	"XL"-Oval-3 15/32" long	C3AZ 65606A08-A	1
	60	S	Refer to Group 66649		
	61/62	S		C1SB 63606A08-A	1
	61/64	S	Air cleaner ornament		1
	61/64	S	Nut-self threading-3/16"	373503-S7-8(MM285A)	2
606A22 STOP - AUXILIARY SEAT BACK FLOOR					
	61	A(71E, 71G)		C1AB 71606A22-A	2
	62	A(71A, 71C)			2
	63	A(71A, 71C, 71H)			2
	64	A(71A, 71C)			2
			Plate (anchor)	*C1AB 7160814-AP	2
			Screw-pan head, cross recess-No. 10-32 x 1"	50555-S8(U160)	2
			Screw-flat head, cross recess-No. 10-32 x 3/4"	*50033-S7	2
			Nut-blind-No. 1C-32	*34176-S7	4
60629 PANEL ASSY. - REAR SEAT BACK FLOOR EXTENSION - Paint to Match					
	62	A(71B, 71D, 71E)	Less cover - NOTE 3	C2AZ 7160629-A	1
	63	A(71B, 71E, 71G)			1
	64	A(71B, 71E)			1
	63/64	B(71)	Less cover- NOTE 3	C3OZ 7160629-A	1
606A38-9 BAR - REAR SEAT CUSHION TORQUE					
	62	A(71B, 71D, 71E)	R. H.	C2AZ 71606A38-A	1
	63	A(71B, 71E, 71G)			1
	64	A(71B, 71E)			1
			L. H.	C2AZ 71606A39-A	1
	63/	B(71)	R. H.	C3OZ 71606A38-A	1
			L. H.	C3OZ 71606A39-A	1
606A40-2 BRACKET - REAR SEAT CUSHION TORQUE BAR INNER and OUTER TO FLOOR					
	62	A(71B, 71D, 71E)	Inner	C2AB 71606A40-A	2
	63	A(71B, 71E, 71G), B(71)			2
	64	A(71B, 71E), B(71)			2
			Outer	C2AB 71606A42-A	2
			Screw-hex., washer head-5/16"-24 x 1 1/4"	*359950-S8	8
606A44 PLATE - REAR SEAT CUSHION TORQUE BAR INNER BRACKET ANCHOR					
	62	A(71B, 71D, 71E)		C5AZ 71606A44-A	4
	63	A(71B, 71E, 71G), B(71)			4
	64	A(71B, 71E), B(71)			4
60650-1 RISER - REAR SEAT - FRONT					
	60/	A(63, 76), B(63, 65), X(63, 76)	Improvise from sheet metal		2
60669 RISER ASSY. - LEFT REAR SEAT CUSHION SUPPORT					
	60/61	A(59C, 71)	Used with split rear seat	C0AB 7160669-A	1
	62	A(71)			1
	63	A(71A, 71C, 71H)			1
	64	A(71A, 71C)		C4AZ 7160669-A	1
			R. H. -Refer to Group 60692		
60692 RISER - RIGHT REAR SEAT CUSHION FLOOR PANEL SUPPORT					
	60/61	A(59C, 71)	Used with split rear seat	C0AB 7160692-A	1
	62	A(71)			1
	63	A(71A, 71C, 71H)			1
	64	A(71A, 71C)		C4AZ 7160692-A	1
			L. H. -Refer to Group 60669		
60700 PANEL ASSY. - REAR SEAT BACK SPRING SUPPORT					
	61/63	S(63)	Refer to Group 46506		
	64	S(63) "Before 10/1/63"		C4SZ 6360700-A	1
	64/	S(63) "From 10/1/63"		C4SZ 6360700-C	1
	64/	S(76)		C4SZ 7660700-A	1

NOTE 3 - Refer to Group 11488 in Soft Trim Sections For Cover

FORD CAR PARTS

BODY SECTION 600

1159

GROUP NUMBER	YEAR	BODY TYPE	DESCRIPTION	PART NUMBER	QTY.	
60706 PANEL - REAR SEAT BACK TO PACKAGE TRAY FINISH						
62	S		Black	★C1SZ 6360706-BAG	1	
			Turquoise	★C2SZ 6360706-AAD	1	
63	S		Beige (light)	C3SZ 6360706-C	1	
			Beige (medium rose)	C3SZ 6360706-J	1	
			Black	C3SZ 6360706-D	1	
			Blue (medium)	C3SZ 6360706-A	1	
			Blue (medium silver)	C3SZ 6360706-E	1	
			Chestnut	C3SZ 6360706-F	1	
			Gold	C3SZ 6360706-H	1	
			Red	C3SZ 6360706-G	1	
			Turquoise	C3SZ 6360706-B	1	
			White	C3SZ 6360706-K	1	
			61/63	S		Screw-hex. head-No. 10-12 x 5/8"
64/	S(76)		Paint to match-used with or without rear seat speakers	C4SZ 7660706-B	1	
			Screw-pan head, cross recess-No. 10-12 x 1/2"	52727-S8(U382)	8	
			Screw-oval head, cross recess-No. 8-32 x 3/8"	376378-S101(UU97)	12	
GROUP NUMBER YEAR BODY TYPE DESCRIPTION PART NUMBER QTY.						
				RIGHT HAND	LEFT HAND	
60718-9 PANEL ASSY. - LEFT REAR SEAT SUPPORT - Paint to Match						
60/61		A(59C, 71)	Used with split rear seat	C0AB 7160718-AP	C0AB 7160719-AP	1
62		A(71)				1
63/64		A(71A, 71C, 71H)				1
			Screw-hex. washer head-5/16"-24 x 1 1/8"	353483-S2(BB588)	353483-S2(BB588)	4
			Screw-hex. washer head-5/16"-24 x 7/8"	352628-S2(BB586)	352628-S2(BB586)	4
			Washer-wave-7/16"	356383-S7(XX362)	356383-S7(XX362)	2
			Nut-hex. -5/16"-24	34393-S7(M98)	34393-S7(M98)	2
			Pin-self locking-1/16" x 1"	352358-S(NN127)	352358-S(NN127)	1
			Screw-flat hd. , slotted-1/4"-20 x 3/4"	350299-S7(BB87)	350299-S7(BB87)	16
60724-5 PANEL ASSY. - REAR SEAT SUPPORT - Paint to Match						
60		A(59C, 71F, 71H)		★C0AB 5960724-AP	C0AB 5960725-AP	1
61		A(59C, 71F, 71H, 71J)				1
60/	X(59, 71)			C0DB 5960724-BP	C0DB 5960725-BP	1
			Bolt-hex. washer hd. -5/16"-24 x 1 1/8"	353483-S2(BB588)	353483-S2(BB588)	8
			Screw-flat hd. , slotted-1/4"-20 x 3/4"	350299-S7(BB87)	350299-S7(BB87)	16
GROUP NUMBER YEAR BODY TYPE DESCRIPTION PART NUMBER QTY.						
60747 PANEL - REAR SEAT BACK FLOOR EXTENSION FINISH - Paint to Match						
62		A(71B, 71D, 71E)		C2AZ 7160747-A	1	
63		A(71B, 71E, 71G)			1	
64		A(71B, 71E)			1	
			Screw-truss head, cross recess-No. 8-18 x 3/8"	★376176-S100	12	
63/64	B(71)			C3OZ 7160747-A	1	
			Screw-truss head, cross recess-No. 8-18 x 3/8"	★354740-S8	5	
			Screw-flat head, cross recess-No. 8-15 x 1/2"	52012-S8(U202)	7	
60762 SHIELD - FRONT SEAT BACK REAR						
64		A(57C, 63C, 76B)	Textured steel	C4SZ 6360762-A	2	
64/	S		Not used with passenger reclining seat		2	
64/	S		Textured steel-used with passenger reclining seat	C4SZ 6360762-B	1	
60796 SEAL - REAR SEAT BACK FINISH PANEL TO PACKAGE TRAY						
60/63	S			C1SB 7660796-A	1	
64/	S(76)		Sponge rubber	C4SZ 7660796-A	1	

GROUP NUMBER	YEAR	BODY TYPE	DESCRIPTION	PART NUMBER	QTY.
60830-1	ARM ASSY. - AUXILIARY SEAT BACK FLOOR PIVOT - Paint to Match				
61	A(71E, 71G)	R. H.		C1AB 7160830-AP	1
62/64	A(71A, 71C, 71H)				1
		L. H.		C1AB 7160831-AP	1
			Screw & washer assy. -flat head-1/4"-20 x 5/8"	354831-S7(BB115)	4
			Washer-flat-7/16"	351815-S(XX172)	4
63/	B(71)	R. H.		C3OZ 7160830-A	1
		L. H.		C3OZ 7160831-A	1
			Washer-spring-7/16"	356383-S7(XX382)	2
			Washer-flat-7/16"	351815-S(XX172)	4
			Screw & washer assy. -flat head-1/4"-20 x 5/8"	354831-S7(BB115)	4
60925	COVER SET - CARGO FLOOR COMPLETE - Refer to Group 11488 in Soft Trim Section				
60928	HINGE ASSY. - AUXILIARY SEAT BACK FLOOR BOARD PANEL				
60/61	A(71E, 71G)			C0AB 7160928-A	1
62/64	A(71A, 71C, 71H)				1
			Screw-flat head, cross recess-No. 10-12 x 3/4"	52023-S8(U210)	6or14
63/	B(71)		Serviced in assy. -refer to Group 60942		
60940	PANEL ASSY. - AUXILIARY SEAT BACK FLOOR - FRONT - Paint to Match				
60/61	A(71E, 71G)		Less cover - NOTE 1	C2AZ 7160940-AP	1
62/64	A(71A, 71C, 71H)				1
61	A(71E, 71G)		Stop	C1AB 71608A22-A	2
62/64	A(71A, 71C, 71H)				2
63/64	B(71)		Less cover-NOTE 1	C3OZ 716094C-A	1
60942	PANEL ASSY. - AUXILIARY SEAT BACK FLOOR - REAR- Paint to Match				
60/61	A(71E, 71G)		Less cover - NOTE 1	C0AB 7160942-CP	1
62/64	A(71A, 71C, 71H)				1
63/64	B(71)		Less cover-NOTE 1	C3OZ 7160942-B	1
63/64	B(71)		Plug button for 1 3/8" hole	*375628-S	1
60966-7	COVER - REAR SEAT CUSHION FLOOR BOARD PANEL - Refer to Group 11488 in Soft Trim Sections				
60968	COVER - AUXILIARY SEAT BACK PANEL - FRONT FLOOR - Refer to Group 11488 in Soft Trim Sections				
60970	COVER - AUXILIARY SEAT BACK PANEL - REAR FLOOR BOARD - Refer to Group 11488 in Soft Trim Sections				
610A02	ACTUATOR ASSY. - FRONT SEAT BACK ADJUSTING				
64/	S		Used with reclining seat	C4SZ 63610A02-B	1
610A04	SPRING - FRONT SEAT BACK HEAD REST GUIDE ROD				
64/	S		Used with reclining seat	C4SZ 63610A04-B	2
610A28	CLIP - FRONT SEAT BACK ADJUSTING ACTUATOR CABLE INNER				
64/	S		Used with reclining seat	C4SZ 63610A28-A	2
			Screw & washer assy. -hex. head-No. 10-24 x 3/8"	*54446-S7	2
610A34	FRAME ASSY. - FRONT SEAT BACK HEAD REST				
64	S		Used with reclining seat	C4SZ 63610A34-A	1
61040-1	MOULDING ASSY. - REAR SEAT BACK UPPER -INCLUDES ATTACHING PARTS				
64	A(57C, 63C)	R. H.		C4AZ 6361040-A	1
		L. H.		C4AZ 6361041-A	1
62/64	A(76B)		Refer to Group 61138-9		
610A46	CLIP - FRONT SEAT BACK ADJUSTING ACTUATOR CABLE OUTER				
64/	S		Used with reclining seat	C4SZ 63610A46-A	2
610A52	PAD - FRONT SEAT BACK HEAD REST SUPPORT				
64/	S		Used with reclining seat	C4SZ 63610A52-A	2
610A60	PAD - FRONT SEAT BACK HEAD REST				
64/	S		Used with reclining seat	C4SZ 63610A60-A	1
61062-3	STOP ASSY. - REAR SEAT BACK - ON WHEELHOUSE -Refer to Group 62426-7				
61064	STOP - FRONT SEAT BACK				
	- A -				
62	A(65B, 76B)		Driver or passenger bucket seat-Dart type	C2SZ 6361064-A	2
63	A(63C, 65B, 71G, H, 75C, 76B)				2
64	A(57C, 63C, 76B)				2

NOTE 1 - Refer to Group 11488 in Soft Trim Section for Cover

FORD CAR PARTS

**BODY
SECTION 610**

1161

GROUP NUMBER	YEAR	BODY TYPE	DESCRIPTION	PART NUMBER	QTY.
61064 STOP - FRONT SEAT BACK - continued					
- B -					
	62	B(62C)	Driver or passenger bucket seat-rubber tip type	C1SZ 6361064-A	2
	62	B(62C)	Driver or passenger bucket seat-Dart type	C2SZ 6361064-A	2
	63	B(65B, 71G)			
- S -					
	62	S	Driver or passenger bucket seat-rubber tip type	C1SZ 6361064-A	2
	62/64	S	Driver or passenger bucket seat-Dart type	C2SZ 6361064-A	2
- X -					
	62	X(62C, 64C, 71B)	Driver or passenger bucket seat-rubber tip type	C1SZ 6361064-A	2
	62	X(62C, 64C, 71B)	Driver or passenger bucket seat-Dart type	C2SZ 6361064-A	2
	63	X(62C, 63C, 71D, 76B)			2
	64	X(76B, 76D)			2
	61/62	S, B(62C), X(62C, 64C, 71B)	Passenger or driver seat stop bolt - hex. head -	20467-S7(B160)	2
	62	A(65B, 76B)	5/16"-24 x 1 1/2"		2
	63	A(63C, 65B, 71G, H, 75C, 76B)			4
		S, X(62C, 63C, 71D, 76B)			
	61/62	S, B(62C), X(62C, 64C, 71B)	Washer-flat-5/16"	44722-S8(X19)	4
	62	A(65B, 76B)			4
	63	A(63C, 65B, 71G, H, 75C, 76B)			4
		B(65B, 71G), S, X(62C, 63C, 71D, 76B)			
	64	A(57C, 63C, 76B), S			4
	61/62	S, B(62C), X(62C, 64C, 71B)	Nut-hex. -5/16"-24	33923-S7(M32)	4
	62	A(65B, 76B)			4
	63	A(63C, 65B, 71G, H, 75C, 76B)			4
		B(65B, 71G), S, X(62C, 63C, 71D, 76B)			
	64	A(57C, 63C, 76B), S			4
610A84 CABLE ASSY. - FRONT SEAT BACK ADJUSTING - INCLUDES ATTACHING PARTS					
	64/	S	Used with reclining seat	C4SZ 63610A84-C	1
GROUP NUMBER	YEAR	BODY TYPE	DESCRIPTION	PART NUMBER	QTY.
610A88-9 RETRACTOR ASSY. - FRONT SEAT BELT - INCLUDES OUTBOARD BELT and ATTACHING PARTS					
	64	S	Beige-metal to metal	C4SZ 63610A88-AAD C4SZ 63610A88-AAD	2
			Black	C4SZ 63610A88-AAG C4SZ 63610A88-AAG	2
			Blue	C4SZ 63610A88-AAB C4SZ 63610A88-AAB	2
			Gold	C4SZ 63610A88-AAF C4SZ 63610A88-AAF	2
			Red	C4SZ 63610A88-AAE C4SZ 63610A88-AAE	2
			Turquoise	C4SZ 63610A88-AAC C4SZ 63610A88-AAC	2
			Bolt-hex. head, shoulder-	ED1-378914-S8B ED1-378914-S8B	2
			7/16"-20 x 1 1/4"	(BB513M) (BB513M)	
			Washer-flat-1/2"	378935-S7-8(XX191A) 378935-S7-8(XX191A)	2
GROUP NUMBER	YEAR	BODY TYPE	DESCRIPTION	PART NUMBER	QTY.
61097-8 SPRING - REAR SEAT BACK LATCH HANDLE					
	62	A(71B, D, E)	R, H.	C2AZ 7161097-A	1
	63	A(71B, E, G), B(71)			1
	64	A(71B, E), B(71)			1
			L, H.	C2AZ 7161098-A	1
			Pin-roll-1/8" x 7/8"	352146-S (NN99)	2
610A98 SPRING - FRONT SEAT BELT RETRACTOR					
	64/	S		C4SZ 63610A98-A	2
61099 HANDLE - REAR SEAT BACK STOP LOOP					
	60/61	A(71E, G)		B7A 5961099-A	2
	62	A(71)			2
	63	A(71A, C, H), B(71)			2
	64	A(71A, C)			2
	60/64	A(59, 71, 79)	Screw & washer assy. -pan head, cross recess-	*50857-S8	4or8
			No. 10-32 x 1 1/8"		
	60/64	X(59, 71)	"From 5/1/60" Curved offset	C0DB 5961099-B	1
	60/64	X(59, 71)	Screw-flat head, cross recess-No. 10-16 x 1/2"	52013-S8(U209)	1

GROUP NUMBER	YEAR	BODY TYPE	DESCRIPTION	PART NUMBER	QTY.
611A06 RETRACTOR KIT - FRONT SEAT BELT					
60/63	A, B, S, X			C4AZ 62611A06-A	1
64/	A, B, X				1
Consists of					
	2-Retractors		2-Stops		1-Instruction Sheet No.1206
61136-7 BELT and TONGUE - FRONT SEAT SAFETY - INCLUDES ATTACHING PARTS					
64	A, B, X(except 76)		Metal to metal-26" overall length		
			Beige	C4AZ 6261136-EAD	2
			Black	C4AZ 6261136-EAG	2
			Blue	C4AZ 6261136-EAB	2
			Gold	C4AZ 6261136-EAF	2
			Red -replaced by (1) C7AZ-62611A72-A1D(R.H.) ★ or (1) C7AZ-62611A73-A1D (L. H.)	C4AZ 6261136-EAE	2
			Turquoise	C4AZ 6261136-EAC	2
64	B, X(except 76)		Metal to metal-20" overall length		
			Beige	C4DZ 6261136-AAD	2
			Black	C4DZ 6261136-AAG	2
			Blue	C4DZ 6261136-AAB	2
			Gold	C4DZ 6261136-AAF	2
			Red	C4DZ 6261136-AAE	2
			Turquoise	C4DZ 6261136-AAC	2
64	A, B, X(except 76)		Pin-clevis-1/4" x 11/16"	★73865-S8	2
			Pin-self locking	358883-S7-8(NN128)	2
64	X(76)		Metal to metal-26" overall length		
			Beige	C4DZ 7661136-CAD	2
			Black	C4DZ 7661136-CAG	2
			Blue	C4DZ 7661136-CAB	2
			Gold	C4DZ 7661136-CAF	2
			Red	C4DZ 7661136-CAE	2
			Turquoise	C4DZ 7661136-CAC	2
			Pin-cotter	★72010-S8	2
611A36 PIN - FRONT SEAT BACK ADJUSTING CABLE					
64	S		Used with passenger reclining seat	C4SZ 63611A36-A	1
61138-9 MOULDING - REAR SEAT BACK TOP -INCLUDES ATTACHING PARTS					
62/63	A(76B)		R. H. - rustless steel	C2AZ 7661138-A	1
			L. H.	C2AZ 7661139-A	1
64	A(76B)		R. H. - rustless steel	C4AZ 7661138-A	1
			L. H.	C4AZ 7661139-A	1
			Screw-washer-head, cross recess-No. 8-15 x 3/4"	350075-S13(UU88)	2
			Stud-fastener-No. 6-32 x 1/2"	358432-S13(HH29)	4
61140 BOOT - FRONT SEAT BELT ANCHOR BOLT					
63/64	A, B, S, X		Beige -5 1/2" long-used w/one piece hook	C3AZ 6261140-D	2
			Black	C3AZ 6261140-A	2
			Blue	C3AZ 6261140-B	2
			Gold	C3AZ 6261140-F	2
			Red	C3AZ 6261140-E	2
			Turquoise	C3AZ 6261140-C	2
64	S		Black	C4SZ 6361140-AAG	2
61140 BOOT - FRONT SEAT BELT RETRACTOR					
64	S		Beige (rose)	C4SZ 6361140-AAJ	2
			Black	C4SZ 6361140-BAG	2
			Blue (medium)	C4SZ 6361140-BAB	2
			Blue (medium silver)	C4SZ 6361140-AAH	2
			Gold (medium)	C4SZ 6361140-BAF	2
			Gold (medium aztec)	C4SZ 6361140-AAK	2
			Palomino	C4SZ 6361140-BAD	2
			Red	C4SZ 6361140-BAE	2
			Turquoise	C4SZ 6361140-BAC	2

FORD CAR PARTS

**BODY
SECTION 610**

1163

GROUP NUMBER	YEAR	BODY TYPE	DESCRIPTION	PART NUMBER	QTY.
61142 LATCH ASSY. - AUXILIARY SEAT BACK FLOOR - Paint to Match					
	60/61	A(71E,G)		C2AZ 7161142-A	1
	62	A(71A,C)			1
	63	A(71A,C,H)			1
	64	A(71A,C)			1
	60/61	A(71E,G)	Bolt-hex, head-5/16"-18 x 7/8"	20366-S8(B52)	2
	62	A(71A,C)			2
	63	A(71A,C,H)			2
	64	A(71A,C)	Bolt-hex, head-5/16"-24 x 7/8"	20387-S8(B157)	2
	60/61	A(71E,G)	Washer-lock, spring-5/16"	34806-S7(X64)	2
	62	A(71A,C)			2
	63	A(71A,C,H)			2
	64	A(71A,C)			2
61182 PLATE - FRONT SEAT BACK FRAME SCUFF - INNER					
	60	S		8A 7061182	2
	60	A(59C,62A,63A,64A, F, G, 76B)			2
	61	A(59C,62A, 63A, 64, 65A, 76B)			2
	62	A(62, 65A, 76A)			2
	63	A(62, 63B, 65A, 76A)			2
	64	A(62, 63B, 76A)			2
61198 HANDLE - FRONT SEAT BACK ADJUSTING					
	64/	S	Chrome plated-used with passenger reclining seat	C4SZ 6361198-C	1
	64	S	Retainer-spring	★373091-S7	1
61200 BELT KIT - FRONT or REAR SEAT SAFETY - Also Refer to Group 18621					
	62/	All	Metal to metal-colored plastic release lever Beige Burgundy	★C5AZ 6261200-AR ★C5AZ 6261200-AS	AR AR
Consists of					
	1-	Belt & buckle assy.	2-52361-S	Screw	
	1-	Belt assy. -tongue end	2-55741-S	Nut	
	2-C4RA	2561216-B Reinforcement	1-374995-S	Washer	
	2-C4AZ	6261222-AAB Loop	1-380185-S	Bolt	
	2-34970-S	Washer	1-380192-S	Bolt	
2-Instruction sheets No. 1643 & 1759					
	62/	A, B, S, X	Black	C8AZ 6261200-A	AR
Consists of					
	1-	Belt assy. -complete	2-55741-S	Nut	
	2-C4RA	2561216-B Reinforcement	4-354959-S	Washer	
	2-C4AZ	6261222-AAB Loop	2-382521-S	Bolt	
	2-34970-S	Washer	2-382580-S	Washer	
	2-52361-S	Screw	1-Instruction sheet No. 2899		
61212 BOLT - FRONT OR REAR SEAT BELT ANCHOR EYE					
	62/63	A, B, S, X	7/16"-20 x 7/8" thread	C2AZ 6261212-A	4
	64/	A, B, X		C4AZ 6261212-C	4
61216 REINFORCEMENT ASSY. - FRONT OR REAR SEAT BELT ANCHOR TO FLOOR PAN					
	62/	A, B, S, X	3 7/32" O.D. x 1/8" thick	C2AZ 6261216-A	2or4
61216 REINFORCEMENT - FRONT SEAT BELT ANCHOR TO SIDE MEMBER					
	64	A, B, S, X	1/8" x 1 13/16" x 2 1/2"	C6AZ 6261216-A	2
61216 REINFORCEMENT ASSY. - FRONT SEAT TRACK TO FLOOR PAN					
	62	B(62C)		C2OZ 6261216-B	2
	63	B(65B, 71G)			2
	64/	B(65B)			2
61222 LOOP - FRONT SEAT BELT RETAINING - INCLUDES ATTACHING PARTS					
	63/	A, B, S, X	Transparent plastic	C4AZ 6261222-AAB	2or4
61280 HOOK ASSY. - SEAT BELT					
	60/63	A, B, S, X(except 76 rear seat)		C3AZ 6261280-A	4
	64/	A, B, S, X	Use with Rotunda seat belts only		4
	60/	A, B, S, X	Pin-cotter-1/16" x 3/8"	72000-S7(N37)	AR

**BODY
SECTION 610**
FORD CAR PARTS

GROUP NUMBER	YEAR	BODY TYPE	DESCRIPTION	PART NUMBER	QTY.
613A04 FRAME - REAR SEAT BACK - UPPER					
	62	A(71B, D, E)	Paint to match	C2AB 71613A04-AP	1
	63	A(71B, E, G)			
	64	A(71B, E)			
			Screw-oval head, cross recess-No. 8-18 x 3/8"	52338-S13(U300)	5
	63/64	B(71)	Screw-oval head, cross recess-No. 8-18 x 3/8"	C3OZ 71613A04-A	1
					52338-S13(U300)
	60/	X(59, 71)	Paint to match	C0DB 59613A04-AP	1
61312 ROLLER - REAR SEAT BACK FLOOR EXTENSION PANEL					
	62	A(71B, D, E)	Nylon	C2AZ 7161312-A	2
	63	A(71B, E, G), B(71)			
	64	A(71B, E), B(71)			
61314 BRACKET - REAR SEAT BACK FLOOR EXTENSION PANEL - Paint to Match					
	62	A(71B, D, E)		C2AZ 7161314-A	2
	63	A(71B, E, G), B(71)			
	64	A(71B, E), B(71)			
			Screw-pan head, cross recess-No. 10-32 x 3/8"	42802-S8(U33)	4
			Washer-lock, external tooth-No. 10	34903-S8(X96)	4
61325 ANTI RATTLER ASSY. - REAR SEAT BACK FLOOR EXTENSION PANEL					
	62	A(71B, D, E)		C2AZ 7161325-A	3
	63	A(71B, E, G), B(71)			
	64	A(71B, E), B(71)			
			Screw-oval head, cross recess-No. 6-18 x 3/8"	★53005-S8	3
61328-9 PLATE ASSY. - REAR SEAT BACK STOP ANCHOR					
	60	A(59C, 71F, H) "Before 12/1/59"	Refer to Group 62286-7		
	60	A(71E, G) "Before 7/1/60"	Refer to Group 62286-7		
	60	A(71E, G) "From 7/1/60"	R. H. -used with split seat	C1AB 7161328-A	1
	61	A(59C, 71)			
	62	A(71)			1
	63	A(71A, C, H)			1
	64	A(71A, C)			1
			L. H.	C1AB 7161329-A	1
	62	A(71B, D, E)	Used with full seat	C2AZ 7161328-A	2
	63	A(71B, E, G)			
	64	A(71B, E)			
	63/64	B(71) "Before 9/15/63"	R. H.	C3OZ 7161328-A	1
			L. H.	C3OZ 7161329-A	1
	64	B(71) "From 9/15/63"		C3OZ 7161328-B	2
61332 ROD - REAR SEAT BACK LATCH HANDLE					
	62	A(71B, D, E)	52 5/8" long	C2AZ 7161332-A	1
	63	A(71B, E, G)			
	64	A(71B, E)			
	63/	B(71)	Cut to 48 11/16" long		1
61333 BUMPER - REAR SEAT BACK					
	60/61	A(71E, G)	3/4" dia. -used with split seat	0A 7961333	4
	62	A(71)			
	63	A(71A, C, H)			
	64	A(71A, C)			
			Screw-pan head, cross recess-No. 8-18 x 3/8"	52720-S8(U380)	2or4
61336 ANTI-RATTLER - REAR SEAT BACK LATCH					
	62	A(71B, D, E)	Cut piece 2" long from windshield wiper hose		
	63	A(71B, E, G), B(71)			
	64	A(71B, E), B(71)			
61339 BUMPER - REAR SEAT BACK LATCH HANDLE STOP PIN					
	62	A(71B, D, E)		C2AZ 7161339-A	2
	63	A(71B, E, G), B(71)			
	64	A(71B, E), B(71)			
61346 BEARING - REAR SEAT BACK LATCH HANDLE					
	62	A(71B, D, E)		C2AB 7161346-A	2
	63	A(71B, E, G), B(71)			
	64	A(71B, E), B(71)			

FORD CAR PARTS

**BODY
SECTION 615**

1165

GROUP NUMBER	YEAR	BODY TYPE	DESCRIPTION	PART NUMBER	QTY.
61390 PANEL ASSY. - REAR SEAT BACK FLOOR					
	60/	X(59, 71)		C0DZ 5961390-C	1
	60/63	X(59, 71)	Screw-oval head, cross recess-No. 8-15 x 1"	52376-S13(U296)	4
	64/	X(59, 71)	Screw-round, washer head, cross recess-No. 8-15 x 3/4"	350075-S13(UU88)	4
			Bumper	374212-S(CC26)	2
613A90 CLIP - REAR SEAT BACK LATCH					
	63/64	B(71)		C3OZ 71613A90-A	1
			Screw-pan head, cross recess-No. 8-18x1/2"	52726-S13(U381)	1
61410-1 MOULDING - FRONT SEAT CUSHION SIDE SHIELD - INCLUDES ATTACHING PARTS					
	62	A(65B, 76B)	R. H. -aluminum	C2AZ 7661410-A	1
	63	A(63C, 65B, 71G, H, 75C, 76B), S	L. H.	C2AZ 7661411-A	1
	64/	A(57C, 63C, 76B), S	R. H. -aluminum	C4SZ 6361410-A	1
			L. H.	C4SZ 6361411-A	1
			Clip-trim	358372-S3(GG120)	6
			Screw-oval head, cross recess-No. 8-32 x 1/4"	376378-S181(UU97)	6
61506 BUMPER - AUXILIARY SEAT BACK FLOOR PIVOT ARM					
	60/61	A(71E, G)		C0AZ 7161506-B	2
	62	A(71A, C)			2
	63	A(71A, C, H)			2
	64	A(71A, C)		C0AZ 7161506-C	1
	60/64	A(71)	Washer-flat-No. 10	44713-S8(X13)	2
			Screw-pan head, slotted-No. 8-32 x 3/8"	39031-S(U135)	2
61507 SUPPORT ASSY. - AUXILIARY SEAT BACK FLOOR LATCH - OUTER					
	60/61	A(71E, G)	L. H. -Paint to match	C1AZ 7161507-A	1
	62	A(71A, C)			1
	63	A(71A, C, H)			1
	64	A(71A, C)		C1AZ 7161507-B	1
61610 SPACER - FRONT SEAT BACK PIVOT OUTER COVER					
	62	A(65B, 76B)		C2AZ 7661610-B	2
	63	A(63C, 65B, 71G, H, 75C, 76B), S			2
61616 SHIELD - FRONT SEAT BACK REAR - Refer to Group 60762					
61616-7 SHIELD - FRONT SEAT BACK SIDE					
	62	A(65B, 76B)	R. H. -aluminum	C2AZ 7661616-A	2
			L. H.	C2AZ 7661617-A	2
	63	A(63C, 65B, 71G, H, 75C, 76B)	R. H. -aluminum	C3AZ 6561616-A	2
			L. H.	C3AZ 6561617-A	2
	62	A(65B, 76B)	Screw-oval head, cross recess-No. 10-12 x 3/4"	52361-S13(U303A)	8
	63	A(63C, 65B, 75C, 76B), S			8
	63	A(63C, 65B, 75C, 76B), S	Washer-flat-5/16"	*377902-S	8
	63	A(54A, 62A, 63B, 65A, 71A, E, 75A, 76A)	R. H. -aluminum	C3AZ 6261616-A	1
	64	A(54A, E, 57B, 62A, E, 63B, 71A, E, 76A)	L. H.	C3AZ 6261617-A	1
			Screw-oval head, cross recess-No. 10-12 x 5/8"	52353-S13(U303)	4
61622 INSERT - FRONT SEAT BACK CENTER					
	64	A(57C, 63C, 76B)	Aluminum-6" x 13 1/2"	C4SZ 6361622-A	2
	64/	S	Not used with passenger reclining seat		2
	64/	S	Aluminum-6" x 12 7/8"-used with passenger	C4SZ 6361622-B	1
61638-9 RETAINER - FRONT SEAT BACK PIVOT SIDE OUTER COVER					
	64	A(57C, 63C, 76B), S	R. H.	C4SZ 6361638-A	2
			Nut-hex, -No. 10-32	34079-S7-8(M163)	8
61642-3 PLATE - FRONT SEAT BACK SCUFF					
- A -					
	60	A(59C, 62A, 63A, 64, 76B)		PB9M 5661642-A	4
	61	A(59C, 62A, 63A, 64, 65A, 76B)			4
	62	A(62, 65A, 76A)			2or4
	63	A(62, 63B, 65A, 76A)			4
	64	A(62, 63B, 76A)			4

GROUP NUMBER	YEAR	BODY TYPE	DESCRIPTION	PART NUMBER	QTY.
61642-3 PLATE - FRONT SEAT BACK SCUFF - continued					
- A -					
62		A(65B, 76B)	Passenger bucket seat	C2SZ 6361642-B	2
63		A(63C, 65B, 71G, 71H, 75C, 76B)			2
64		A(57C, 63C, 76B)			2
62		A(65B, 76B)	Driver bucket seat	C2SZ 6361643-A	2
63		A(63C, 65B, 71G, 71H, 75C, 76B)			2
64		A(57C, 63C, 76B)			
63/		B(62, 65A)		PB9M 5661642-A	4
62		B(62A, 62B)			4
64/		B(65B)	Dealer to improvise		4
64/		B(71)	Storage compartment-refer to Group 60060		
- B -					
62		B(62C)	Passenger bucket seat	C2SZ 6361642-B	2
63		B(65B, 71G)			2
63		B(71)	Storage compartment		1
62		B(62C)	Driver bucket seat	C2SZ 6361643-A	2
63		B(65B, 71G)			
- S -					
61		S		PB9M 5661642-A	4
62/		S	Passenger bucket seat	C2SZ 6361642-B	2
62/		S	Driver bucket seat	C2SZ 6361643-A	2
- X -					
60/62		X(59A, 64A, 66A)		PB9M 5661642-A	4
63		X(59, 62A, B, 63B, 66, 76A, 78)			4
64		X(59, 62, 66, 76A, 78)			4
61/62		X(62C, 64, 71B)	Bucket seats	C1DZ 6461643-A	2
62		X(62C, 64C, 71B)	Driver bucket seat	C2SZ 6361643-A	2
63		X(62C, 63C, 71D, 76B)			2
64/		X(76B, 76D)			2
62		X(62C, 64C, 71B)	Passenger bucket seat	C2SZ 6361642-B	2
63		X(62C, 63C, 71D, 76B)			
64		X(76B, D)			2
64/		X(63C, 63D)	Dealer to improvise		4
61692-5 COVER - FRONT SEAT BACK PIVOT SIDE					
- A -					
62		A(65B, 76B)	R. H. -Driver seat inner-Beige L. H. -Driver seat inner-Beige R. H. -Driver seat outer-Beige L. H. -Driver seat outer-Aluminum L. H. -Passenger seat inner-Beige R. H. -Passenger seat outer-Aluminum L. H. -Passenger seat outer-Beige	*C2AZ 7661692-ABC *C2DZ 6461693-ACA *C2DZ 6461694-ACA C3AZ 6561695-A *C2AZ 7661693-ABC C3AZ 6561694-A *C2DZ 6461695-ACA	1 1 1 1 1 1 1
62		A(65B, 76B)	R. H. -Driver seat outer-Black L. H. -Driver seat outer-Aluminum R. H. -Passenger seat inner-Black R. H. -Passenger seat outer-Aluminum L. H. -Passenger seat outer-Black	*C1SB 6361694-B05 C3AZ 6561695-A *C1SZ 6361692-B05 C3AZ 6561694-A *C1SB 6361695-B01	1 1 1 1 1
62		A(65B, 76B)	R. H. -Driver seat inner-Blue L. H. -Driver seat inner-Blue R. H. -Driver seat outer-Blue L. H. -Driver seat outer-Aluminum R. H. -Passenger seat inner-Blue L. H. -Passenger seat inner-Blue R. H. -Passenger seat outer-Aluminum L. H. -Passenger seat outer-Blue	*C2AZ 7661692-AAK C5GY 7661694-BFJ C5GY 7661694-BFJ C3AZ 6561695-A C5GY 7661692-BFJ *C2AZ 7661693-AAK C3AZ 6561694-A C5GY 7661695-BFJ	1 1 1 1 1 1 1 1
62		A(65B, 76B)	R. H. -Driver seat inner-Chestnut L. H. -Driver seat inner-Chestnut R. H. -Driver seat outer-Chestnut L. H. -Driver seat outer-Aluminum R. H. -Passenger seat inner-Chestnut L. H. -Passenger seat inner-Chestnut R. H. -Passenger seat outer-Aluminum L. H. -Passenger seat outer-Chestnut	*C2AZ 7661692-ABB *C2SZ 6361693-ABG C3SZ 6361694-C C3AZ 6561695-A *C2SZ 6361692-ABG *C2AZ 7661693-ABB C3AZ 6561694-A C3SZ 6361695-C	1 1 1 1 1 1 1 1

FORD CAR PARTS

**BODY
SECTION 615**

1167

GROUP NUMBER	YEAR	BODY TYPE	DESCRIPTION	PART NUMBER	QTY.
61692-5		COVER - FRONT SEAT BACK PIVOT SIDE - continued			
		- A -			
62		A(65B, 76B)	L. H. -Driver seat inner-Gold	★C2AZ 6561693-AEG	1
			R. H. -Driver seat outer-Gold	C3SZ 6361694-H	1
			L. H. -Driver seat outer-Aluminum	C3AZ 6561695-A	1
			R. H. -Passenger seat inner-Gold	★C2AZ 6561692-AEG	1
			R. H. -Passenger seat outer-Aluminum	C3AZ 6561694-A	1
			L. H. -Passenger seat outer-Gold	C3SZ 6361695-H	1
62		A(65B, 76B)	R. H. -Driver seat inner-Red	★C2AZ 7661692-ABF	1
			L. H. -Driver seat inner-Red	★C1SZ 6361693-B10	1
			R. H. -Driver seat outer-Red	C4DZ 7661694-BFB	1
			L. H. -Driver seat outer-Aluminum	C3AZ 6561695-A	1
			L. H. -Passenger seat inner-Red	★C2AZ 7661693-ABF	1
			R. H. -Passenger seat outer-Aluminum	C3AZ 6561694-A	1
62		A(65B, 76B)	L. H. -Passenger seat outer-Red	★C4DZ 7661695-A	1
			R. H. -Driver seat inner-Turquoise	★C2AZ 7661692-ABA	1
			L. H. -Driver seat inner-Turquoise	★C2SZ 6361693-AAD	1
			R. H. -Driver seat outer-Turquoise	★C2SZ 6361694-AAD	1
			L. H. -Driver seat outer-Aluminum	C3AZ 6561695-A	1
			R. H. -Passenger seat inner-Turquoise	C2SZ 6361692-AAD	1
63		A(71G, 71H)	L. H. -Passenger seat inner-Turquoise	★C2AZ 7661693-ABA	1
			R. H. -Passenger seat outer-Aluminum	C3AZ 6561694-A	1
			L. H. -Passenger seat outer-Turquoise	★C2SZ 6361695-AAD	1
			R. H. -Driver seat inner-Beige (light)	C3SZ 6361692-A	1
			L. H. -Driver seat inner-Beige (light)	C3SZ 6361693-M	1
			R. H. -Driver seat outer-Beige (light)	C3SZ 6361694-A	1
63		A(63C, 65B, 75C, 76B)	L. H. -Driver seat outer-Aluminum	C3AZ 6561695-A	1
			R. H. -Passenger seat inner-Beige (light)	C3SZ 6361692-M	1
			L. H. -Passenger seat inner-Beige (light)	C3SZ 6361693-A	1
			R. H. -Passenger seat outer-Aluminum	C3AZ 6561694-A	1
			L. H. -Passenger seat outer-Beige (light)	C3SZ 6361695-A	1
			R. H. -Driver seat inner-Beige (light rose)	C3SZ 6361692-J	1
63		A(63C, 65B, 75C, 76B)	L. H. -Driver seat inner-Beige (light rose)	C3AZ 7661693-G	1
			R. H. -Driver seat outer-Beige (light rose)	C3SZ 6361694-J	1
			L. H. -Driver seat outer-Aluminum	C3AZ 6561695-A	1
			R. H. -Passenger seat inner-Beige (light rose)	C3AZ 7661692-G	1
			L. H. -Passenger seat inner-Beige (light rose)	C3SZ 6361693-J	1
			R. H. -Passenger seat outer-Aluminum	C3AZ 6561694-A	1
63		A(63C, 65B, 75C, 76B)	L. H. -Passenger seat outer-Beige (light rose)	C3SZ 6361695-J	1
			R. H. -Driver seat inner-Black	C3SZ 6361692-B	1
			L. H. -Driver seat inner-Black	C3AZ 7661693-E	1
			R. H. -Driver seat outer-Black	C4DZ 7661694-BFA	1
			L. H. -Driver seat outer-Aluminum	C3AZ 6561695-A	1
			R. H. -Passenger seat inner-Black	C3AZ 7661692-E	1
63		A(63C, 65B, 71G, 71H, 75C, 76B)	L. H. -Passenger seat inner-Black	C3SZ 6361693-B	1
			R. H. -Passenger seat outer-Aluminum	C3AZ 6561694-A	1
			L. H. -Passenger seat outer-Black	C4DZ 7661695-BFA	1
			R. H. -Driver seat inner-Blue	C3OZ 6261692-A	1
			L. H. -Driver seat inner-Blue	C3AZ 7661693-A	1
			R. H. -Driver seat outer-Blue	C3OZ 6261694-H	1
63		A(63C, 65B, 75C, 76B)	L. H. -Driver seat outer-Aluminum	C3AZ 6561695-A	1
			R. H. -Passenger seat inner-Blue	C3AZ 7661692-A	1
			L. H. -Passenger seat inner-Blue	C3OZ 6261693-A	1
			R. H. -Passenger seat outer-Aluminum	C3AZ 6561694-A	1
			L. H. -Passenger seat outer-Blue	C3OZ 6261695-H	1
			R. H. -Driver seat inner-Chestnut	C3SZ 6361692-C	1
63		A(63C, 65B, 75C, 76B)	L. H. -Driver seat inner-Chestnut	C3AZ 7661693-B	1
			R. H. -Driver seat outer-Chestnut	C3SZ 6361694-C	1
			L. H. -Driver seat outer-Aluminum	C3AZ 6561695-A	1
			R. H. -Passenger seat inner-Chestnut	C3AZ 7661692-B	1
			L. H. -Passenger seat inner-Chestnut	C3SZ 6361693-C	1
			R. H. -Passenger seat outer-Aluminum	C3AZ 6561694-A	1
			L. H. -Passenger seat outer-Chestnut	C3SZ 6361695-C	1

GROUP NUMBER	YEAR	BODY TYPE	DESCRIPTION	PART NUMBER	QTY.
61692-5 COVER - FRONT SEAT BACK PIVOT SIDE - continued					
- A -					
63		A(63C, 65B, 75C, 76B)	R. H. -Driver seat inner-Gold	C3SZ 6361692-H	1
			L. H. -Driver seat inner-Gold	C3AZ 7661693-F	1
			R. H. -Driver seat outer-Gold	C3SZ 6361694-H	1
			L. H. -Driver seat outer-Aluminum	C3AZ 6561695-A	1
			R. H. -Passenger seat inner-Gold	C3AZ 7661692-F	1
			L. H. -Passenger seat inner-Gold	C3SZ 6361693-H	1
			R. H. -Passenger seat outer-Aluminum	C3AZ 6561694-A	1
			L. H. -Passenger seat outer-Gold	C3SZ 6361695-H	1
63		A(63C, 65B, 71G, 71H, 75C, 76B)	R. H. -Driver seat inner-Red	C3DZ 6261692-A	1
			L. H. -Driver seat inner-Red	C3AZ 7661693-D	1
			R. H. -Driver seat outer-Red	C4DZ 7661694-BFB	1
			L. H. -Driver seat outer-Aluminum	C3AZ 6561695-A	1
			R. H. -Passenger seat inner-Red	C3AZ 7661692-D	1
			L. H. -Passenger seat inner-Red	C3DZ 6261693-A	1
			R. H. -Passenger seat outer-Aluminum	C3AZ 6561694-A	1
			L. H. -Passenger seat outer-Red	C4DZ 7661695-BFB	1
63		A(63C, 65B, 75C, 76B)	R. H. -Driver seat inner-Turquoise	C3OZ 6261692-B	1
			L. H. -Driver seat inner-Turquoise	C3AZ 7661693-C	1
			R. H. -Driver seat outer-Turquoise	C3OZ 6261694-J	1
			L. H. -Driver seat outer-Aluminum	C3AZ 6561695-A	1
			R. H. -Passenger seat inner-Turquoise	C3AZ 7661692-C	1
			L. H. -Passenger seat inner-Turquoise	C3OZ 6261693-B	1
			R. H. -Passenger seat outer-Aluminum	C3AZ 6561694-A	1
			L. H. -Passenger seat outer-Turquoise	C3OZ 6261695-J	1
63		A(63C, 75C, 76B)	R. H. -Driver seat inner-White	C3GY 7161692-AEA	1
			L. H. -Driver seat inner-White	C3SZ 7661693-H	1
			R. H. -Driver seat outer-White	C3GY 7161694-ABA	1
			L. H. -Driver seat outer-Aluminum	C3AZ 6561695-A	1
			R. H. -Passenger seat inner-White	C3SZ 7661692-H	1
			L. H. -Passenger seat inner-White	C3GY 7161693-ABA	1
			R. H. -Passenger seat outer-Aluminum	C3AZ 6561694-A	1
			L. H. -Passenger seat outer-White	C3GY 7161695-ABA	1
64		A(57C, 63C, 76B)	R. H. -Driver seat inner-paint to match	C4SZ 6361692-A	1
			L. H.	C4SZ 6361693-A	1
			R. H. -Driver seat outer-Aluminum	C4SZ 6361694-A	1
			L. H.	C4SZ 6361695-A	1
			R. H. -Passenger seat inner-paint to match	C4SZ 6361692-A	1
			L. H.	C4SZ 6361693-A	1
			R. H. -Passenger seat outer-Aluminum	C4SZ 6361694-A	1
			L. H.	C4SZ 6361695-A	1
- B -					
62		B(54B, 62B)	R. H. -Outer-Beige	C3OZ 6261694-E	1
			L. H. -Outer	C3OZ 6261695-E	1
62		B(except 62C)	R. H. -Outer-Blue	C5OZ 6261694-BGA	1
			L. H. -Outer	C5OZ 6261695-BGA	1
62		B(62C)	R. H. -Inner-Blue	*C2DZ 6461692-ACF	2
			L. H. -Inner	*C2DZ 6461693-ACF	2
			R. H. -Outer-Blue	C5GY 7661694-BFJ	2
			L. H. -Outer	C5GY 7661695-BFJ	2
63		B(54, 62, 65A)	R. H. -Outer-Gold (medium)	C4OZ 6261694-BFC	1
			L. H. -Outer	C4OZ 6261695-BFC	1
			R. H. -Outer-Green	C4OZ 6261694-BFH	1
			L. H. -Outer	C4OZ 6261695-BFH	1
63		B(54B, 62B, 65A)	R. H. -Outer-Chestnut	C3OZ 6261694-F	1
			L. H. -Outer	C3OZ 6261695-F	1
			R. H. -Outer-Gold (light)	C3OZ 6261694-G	1
			L. H. -Outer	C3OZ 6261695-G	1

FORD CAR PARTS

**BODY
SECTION 615**

1169

GROUP NUMBER	YEAR	BODY TYPE	DESCRIPTION	PART NUMBER	QTY.
61692-5 COVER - FRONT SEAT BACK PIVOT SIDE - continued					
- B -					
	63	B(54, 62, 65A, 71B, 71E)	R. H. -Outer-Red	C5OZ 6261694-BFK	1
			L. H. -Outer	C5OZ 6261695-BFK	1
			R. H. -Outer-Turquoise	C3OZ 6261694-B	1
			L. H. -Outer	C3OZ 6261695-B	1
	63	B(54, 62, 65A, 71B, 71D, 71E)	R. H. -Outer-Beige	C3OZ 6261694-E	1
			L. H. -Outer	C3OZ 6261695-E	1
			R. H. -Outer-Blue	C4OZ 6261694-BFB	1
			L. H. -Outer	C4OZ 6261695-BFB	1
	63	B(65B)	R. H. -Driver seat outer-Blue	C3DZ 6261692-B	1
			L. H. -Driver seat outer-Bright plastic	C3DZ 6261695-P	1
			R. H. -Passenger seat outer-Bright plastic	C3DZ 6261694-P	1
			L. H. -Passenger seat outer-Blue	C3DZ 6261693-B	1
	63	B(65B)	R. H. -Driver seat outer-Red	C3DZ 6261692-D	1
			L. H. -Driver seat outer-Bright plastic	C3DZ 6261695-P	1
			R. H. -Passenger seat outer-Bright plastic	C3DZ 6261694-P	1
			L. H. -Passenger seat outer-Red	C3DZ 6261693-D	1
	63	B(65B)	R. H. -Driver seat outer-Chestnut	C3OZ 6561692-A	1
			L. H. -Driver seat outer-Bright plastic	C3DZ 6261695-P	1
			R. H. -Passenger seat outer-Bright plastic	C3DZ 6261694-P	1
			L. H. -Passenger seat outer-Chestnut	C3OZ 6561693-A	1
	63	B(65B)	R. H. -Driver seat outer-Turquoise	C3DZ 6261692-C	1
			L. H. -Driver seat outer-Bright plastic	C3DZ 6261695-P	1
			R. H. -Passenger seat outer-Bright plastic	C3DZ 6261694-P	1
			L. H. -Passenger seat outer-Turquoise	C3DZ 6261693-C	1
	63	B(65B)	R. H. -Driver seat outer-Gold	C3DZ 6261692-F	1
			L. H. -Driver seat outer-Bright plastic	C3DZ 6261695-P	1
			R. H. -Passenger seat outer-Bright plastic	C3DZ 6261694-P	1
			L. H. -Passenger seat outer-Gold	C3DZ 6261693-F	1
	63	B(65B)	R. H. -Driver seat outer-Black	C3DZ 6261692-E	1
			L. H. -Driver seat outer-Bright plastic	C3DZ 6261695-P	1
			R. H. -Passenger seat outer-Bright plastic	C3DZ 6261694-P	1
			L. H. -Passenger seat outer-Black	C3DZ 6261693-E	1
	63	B(71G)	R. H. -Inner-Beige	C3SZ 6361692-A	2
			L. H. -Inner	C3SZ 6361693-A	2
			R. H. -Outer	C3SZ 6361694-A	2
			L. H. -Outer	C3SZ 6361695-A	2
	63	B(71G)	R. H. -Inner-Blue	C3OZ 6261692-A	2
			L. H. -Inner	C3OZ 6261693-A	2
			R. H. -Outer	C3OZ 6261694-H	2
			L. H. -Outer	C3OZ 6261695-H	2
	63	B(71G)	R. H. -Inner-Red	C3DZ 6261692-A	2
			L. H. -Inner	C3DZ 6261693-A	2
			R. H. -Outer	C4DZ 7661694-BFB	2
			L. H. -Outer	C4DZ 7661695-BFB	2
	64	B(54, 62, 65A, 71)	R. H. -Outer-Beige	C4OZ 6261694-BFC	1
			L. H.	C4OZ 6261695-BFC	1
			R. H. -Outer-Black	C5OZ 6561694-BGE	1
			L. H.	C5OZ 6561695-BGE	1
			R. H. -Outer-Blue	C4OZ 6261694-BFB	1
			L. H.	C4OZ 6261695-BFB	1
	64	B(54, 62, 71)	R. H. -Outer-Green	C4OZ 6261694-BFH	1
			L. H.	C4OZ 6261695-BFH	1
			R. H. -Outer-Palomino	C5OZ 6261694-BGB	1
	64	B(54, 62, 65A, 71)	L. H.	C5OZ 6261695-BGB	1
			R. H. -Outer-Red	C5OZ 6261694-BFK	1
			L. H.	C5OZ 6261695-BFK	1
	64	B(54, 62, 65A, 71)	R. H. -Outer-Turquoise	C4OZ 6261694-BFD	1
			L. H.	C4OZ 6261695-BFD	1

GROUP NUMBER	YEAR	BODY TYPE	DESCRIPTION	PART NUMBER	QTY.
61692-3 COVER - FRONT SEAT BACK PIVOT SIDE - continued					
- B -					
64	B(65B)	R. H. -Driver seat outer-Black	C3DZ 6261692-E	1	
		L. H. -Driver seat outer-Bright plastic	C3DZ 6261695-P	1	
		R. H. -Passenger seat outer-Bright plastic	C3DZ 6261694-P	1	
		L. H. -Passenger seat outer-Black	C3DZ 6261693-E	1	
64	B(65B)	R. H. -Driver seat outer-Blue (light)	C3DZ 6261692-B	1	
		L. H. -Driver seat outer-Bright plastic	C3DZ 6261695-P	1	
		R. H. -Passenger seat outer-Bright plastic	C3DZ 6261694-P	1	
		L. H. -Passenger seat outer-Blue (light)	C3DZ 6261693-B	1	
64	B(65B)	R. H. -Driver seat outer-Blue (light silver)	C4OZ 6561692-AFC	1	
		L. H. -Driver seat outer-Bright plastic	C3DZ 6261695-P	1	
		R. H. -Passenger seat outer-Bright plastic	C3DZ 6261694-P	1	
		L. H. -Passenger seat outer-Blue (light silver)	C4OZ 6561693-AFC	1	
64	B(65B)	R. H. -Driver seat outer-Palomino	C4OZ 6561692-AFE	1	
		L. H. -Driver seat outer-Bright plastic	C3DZ 6261695-P	1	
		R. H. -Passenger seat outer-Bright plastic	C3DZ 6261694-P	1	
		L. H. -Passenger seat outer-Palomino	C4OZ 6561693-AFE	1	
64	B(65B)	R. H. -Driver seat outer-Red	C3DZ 6261692-D	1	
		L. H. -Driver seat outer-Bright plastic	C3DZ 6261695-P	1	
		R. H. -Passenger seat outer-Bright plastic	C3DZ 6261694-P	1	
		L. H. -Passenger seat outer-Red	C3DZ 6261693-D	1	
64	B(65B)	R. H. -Driver seat outer-White	C4OZ 6561692-AFF	1	
		L. H. -Driver seat outer-Bright plastic	C3DZ 6261695-P	1	
		R. H. -Passenger seat outer-Bright plastic	C3DZ 6261694-P	1	
		L. H. -Passenger seat outer-White	C4OZ 6561693-AFF	1	
- S -					
61	S	R. H. -Outer	★C1SB 6361694-B04	2	
		L. H. -Outer	C4DZ 7661695-BFA	2	
		L. H. -Outer	★C1SB 6361695-B05	2	
		R. H. -Outer	C4DZ 7661694-BFB	2	
		L. H. -Outer	C4DZ 7661695-BFB	2	
62	S	R. H. -Inner Blue	★C5GY 7661692-BFJ	2	
		L. H. -Inner	★C5GY 7661693-BFJ	2	
		R. H. -Outer	C5GY 7661694-BFJ	2	
		L. H. -Outer	C5GY 7661695-BFJ	2	
		R. H. -Inner-Blue (light silver)	★C2SZ 6361692-ACA	2	
		R. H. -Outer	★C2SZ 6361694-ACA	2	
		R. H. -Inner-Chestnut	★C2SZ 6361692-ABG	2	
		L. H. -Inner	★C2SZ 6361693-ABG	2	
		R. H. -Outer	C3SZ 6361694-C	2	
		L. H. -Outer	C3SZ 6361695-C	2	
		R. H. -Outer-Red	C4DZ 7661694-BFB	2	
		L. H. -Outer	C4DZ 7661695-BFB	2	
		R. H. -Inner-Turquoise	★C2SZ 6361692-AAD	2	
		L. H. -Outer	★C2SZ 6361695-AAD	2	
63	S	R. H. -Driver seat inner-Beige (light)	C3SZ 6361692-A	1	
		L. H. -Driver seat inner-Beige (light)	C3SZ 6361693-M	1	
		R. H. -Driver seat outer-Beige (light)	C3SZ 6361694-A	1	
		L. H. -Driver seat outer-Aluminum	C3AZ 6561695-A	1	
		R. H. -Passenger seat inner-Beige (light)	C3SZ 6361692-M	1	
		L. H. -Passenger seat inner-Beige (light)	C3SZ 6361693-A	1	
		R. H. -Passenger seat outer-Aluminum	C3AZ 6561694-A	1	
		L. H. -Passenger seat outer-Beige (light)	C3SZ 6361695-A	1	
63	S	R. H. -Driver seat inner-Beige (light rose)	C3SZ 6361692-J	1	
		L. H. -Driver seat inner-Beige (light rose)	C3AZ 7661693-G	1	
		R. H. -Driver seat outer-Beige (light rose)	C3SZ 6361694-J	1	
		L. H. -Driver seat outer-Aluminum	C3AZ 6561695-A	1	
		R. H. -Passenger seat inner-Beige (light rose)	C3AZ 7661692-G	1	
		L. H. -Passenger seat inner-Beige (light rose)	C3SZ 6361693-H	1	
		R. H. -Passenger seat outer-Aluminum	C3AZ 6561694-A	1	
		L. H. -Passenger seat outer-Beige (light rose)	C3SZ 6361695-J	1	

FORD CAR PARTS

**BODY
SECTION 615**

1171

GROUP NUMBER	YEAR	BODY TYPE	DESCRIPTION	PART NUMBER	QTY.
61692-5 COVER - FRONT SEAT BACK PIVOT SIDE - continued					
- S -					
63	S		R. H. -Driver seat inner-Black	C3SZ 6361692-B	1
			L. H. -Driver seat inner-Black	C3AZ 7661693-E	1
			R. H. -Driver seat outer-Black	C4DZ 7661694-BFA	1
			L. H. -Driver seat outer-Aluminum	C3AZ 6561695-A	1
			R. H. -Passenger seat inner-Black	C3AZ 7661692-E	1
			L. H. -Passenger seat inner-Black	C3SZ 6361693-B	1
			R. H. -Passenger seat outer-Aluminum	C3AZ 6561694-A	1
			L. H. -Passenger seat outer-Black	C4DZ 7661695-BFA	1
63	S		R. H. -Driver seat inner-Blue (light)	*C2DZ 6461692-ACF	1
			L. H. -Driver seat inner-Blue (light)	C3SZ 6361693-K	1
			R. H. -Driver seat outer-Blue (light)	C5GY 7661694-BFJ	1
			L. H. -Driver seat outer-Aluminum	C3AZ 6561695-A	1
			R. H. -Passenger seat inner-Blue (light)	C3SZ 6361692-K	1
			L. H. -Passenger seat inner-Blue (light)	C2DZ 6461693-ACF	1
			L. H. -Passenger seat outer-Aluminum	C3AZ 6561694-A	1
L. H. -Passenger seat outer-Blue (light)	C5GY 7661695-BFJ	1			
63	S		R. H. -Driver seat inner-Blue (medium)	C3SZ 6361692-E	1
			L. H. -Driver seat inner-Blue (medium)	C3SZ 6361693-N	1
			R. H. -Driver seat outer-Blue (medium)	C3SZ 6361694-G	1
			L. H. -Driver seat outer-Aluminum	C3AZ 6561695-A	1
			R. H. -Passenger seat inner-Blue (medium)	C3SZ 6361692-N	1
			L. H. -Passenger seat inner-Blue (medium)	C3SZ 6361693-E	1
			R. H. -Passenger seat outer-Aluminum	C3AZ 6561694-A	1
L. H. -Passenger seat outer-Blue (medium)	C3SZ 6361695-G	1			
63	S		R. H. -Driver seat inner-Blue (medium silver)	C3SZ 6361692-G	1
			L. H. -Driver seat inner-Blue (medium silver)	C3SZ 6361693-Q	1
			R. H. -Driver seat outer-Blue (medium silver)	C3SZ 6361694-G	1
			L. H. -Driver seat outer-Aluminum	C3AZ 6561695-A	1
			R. H. -Passenger seat inner-Blue (medium silver)	C3SZ 6361692-Q	1
			L. H. -Passenger seat inner-Blue (medium silver)	C3SZ 6361693-G	1
			R. H. -Passenger seat outer-Aluminum	C3AZ 6561694-A	1
L. H. -Passenger seat outer-Blue (medium silver)	C3SZ 6361695-G	1			
63	S		R. H. -Driver seat inner-Chestnut	C3SZ 6361692-C	1
			L. H. -Driver seat inner-Chestnut	C3AZ 7661693-B	1
			R. H. -Driver seat outer-Chestnut	C3SZ 6361694-C	1
			L. H. -Driver seat outer-Aluminum	C3AZ 6561695-A	1
			R. H. -Passenger seat inner-Chestnut	C3AZ 7661692-B	1
			L. H. -Passenger seat inner-Chestnut	C3SZ 6361693-C	1
			R. H. -Passenger seat outer-Aluminum	C3AZ 6561694-A	1
			L. H. -Passenger seat outer-Chestnut	C3SZ 6361695-C	1
63	S		R. H. -Driver seat inner-Gold	C3SZ 6361692-H	1
			L. H. -Driver seat inner-Gold	C3AZ 7661693-F	1
			R. H. -Driver seat outer-Gold	C3SZ 6361694-H	1
			L. H. -Driver seat outer-Aluminum	C3AZ 6561695-A	1
			R. H. -Passenger seat inner-Gold	C3AZ 7661692-F	1
			L. H. -Passenger seat inner-Gold	C3SZ 6361693-H	1
			R. H. -Passenger seat outer-Aluminum	C3AZ 6561694-A	1
			L. H. -Passenger seat outer-Gold	C3SZ 6361695-H	1
63	S		R. H. -Driver seat inner-Red	C3DZ 6261692-A	1
			L. H. -Driver seat inner-Red	C3AZ 7661693-D	1
			R. H. -Driver seat outer-Red	C4DZ 7661694-BFB	1
			L. H. -Driver seat outer-Aluminum	C3AZ 6561695-A	1
			R. H. -Passenger seat inner-Red	C3AZ 7661692-D	1
			L. H. -Passenger seat inner-Red	C3DZ 6261693-A	1
			R. H. -Passenger seat outer-Aluminum	C3AZ 6561694-A	1
			L. H. -Passenger seat outer-Red	C4DZ 7661695-BFB	1

GROUP NUMBER	YEAR	BODY TYPE	DESCRIPTION	PART NUMBER	QTY.
61692-5 COVER - FRONT SEAT BACK PIVOT SIDE - continued					
- S -					
63	S	R. H. -Driver seat inner-Turquoise (light)	C2SZ 6361692-AAD	1	
		L. H. -Driver seat inner-Turquoise (light)	C3SZ 6361693-L	1	
		R. H. -Driver seat outer-Turquoise (light)	C2SZ 6361694-AAD	1	
		L. H. -Driver seat outer-Aluminum	C3AZ 6561695-A	1	
		R. H. -Passenger seat inner-Turquoise (light)	C3SZ 6361692-L	1	
		L. H. -Passenger seat inner-Turquoise (light)	★C2SZ 6361693-AAD	1	
		R. H. -Passenger seat outer-Aluminum	C3AZ 6561694-A	1	
		L. H. -Passenger seat outer-Turquoise (light)	★C2SZ 6361695-AAD	1	
63	S	R. H. -Driver seat inner-Turquoise (medium)	C3SZ 6361692-F	1	
		L. H. -Driver seat inner-Turquoise (medium)	C3SZ 6361693-P	1	
		R. H. -Driver seat outer-Turquoise (medium)	C3SZ 6361694-F	1	
		L. H. -Driver seat outer-Aluminum	C3AZ 6561695-A	1	
		R. H. -Passenger seat inner-Turquoise (medium)	C3SZ 6361692-P	1	
		L. H. -Passenger seat inner-Turquoise (medium)	C3SZ 6361693-F	1	
		R. H. -Passenger seat outer-Aluminum	C3AZ 6561694-A	1	
		L. H. -Passenger seat outer-Turquoise (medium)	C3SZ 6361695-F	1	
63	S	R. H. -Driver seat inner-White	C3GY 7161692-ABA	1	
		L. H. -Driver seat inner-White	C3SZ 7661693-H	1	
		R. H. -Driver seat outer-White	C3GY 7161694-ABA	1	
		L. H. -Driver seat outer-Aluminum	C3AZ 6561695-A	1	
		R. H. -Passenger seat inner-White	C3SZ 7661692-H	1	
		L. H. -Passenger seat inner-White	C3GY 7161693-ABA	1	
		R. H. -Passenger seat outer-Aluminum	C3AZ 6561694-A	1	
		L. H. -Passenger seat outer-White	★C3GY 7161695-ABA	1	
64	S	R. H. -Driver seat inner-paint to match	C4SZ 6361692-A	1	
		L. H.	C4SZ 6361693-A	1	
		R. H. -Driver seat outer-Aluminum	C4SZ 6361694-A	1	
		L. H.	C4SZ 6361695-A	1	
		R. H. -Passenger seat inner-paint to match	C4SZ 6361692-A	1	
		L. H.	C4SZ 6361693-A	1	
		R. H. -Passenger seat outer-Aluminum-used with passenger reclining seat	C4SZ 6361694-B	1	
		R. H. -Passenger seat outer-Aluminum-not used with passenger reclining seat	C4SZ 6361694-A	1	
		L. H. -Passenger seat outer-Aluminum	C4SZ 6361695-A	1	
		- X -			
61	X(Futura-Bucket seats)	L. H. -Inner	★C2DZ 6461693-ACA	2	
		R. H. -Outer	★C2DZ 6461694-ACA	2	
		L. H. -Outer	★C2DZ 6461695-ACA	2	
		R. H. -Inner-Black	★C1SZ 6361692-B05	2	
		R. H. -Outer	★C1SB 6361694-B05	2	
		L. H. -Outer	★C1SB 6361695-B05	2	
		R. H. -Outer	C4DZ 7661694-BFB	2	
		L. H. -Outer	C4DZ 7661695-BFB	2	
		R. H. -Inner-Turquoise	★C1DB 6461692-A30	2	
		L. H. -Inner	★C1DB 6461693-A30	2	
		R. H. -Outer	C5GY 7661694-BGB	2	
		L. H. -Outer	C5GY 7661695-BGB	2	
62	X(62C, 64C, 71B-Bucket Seats)	R. H. -Inner-Black	★C1SZ 6361692-B05	2	
		R. H. -Outer	★C1SB 6361694-B05	2	
		L. H. -Outer	C4DZ 7661695-BFA	2	
		L. H. -Inner	★C2DZ 6461693-ACF	2	
		R. H. -Outer	C5GY 7661694-BFJ	2	
		L. H. -Outer	C5GY 7661695-BFJ	2	
		R. H. -Outer	C4DZ 7661694-BFB	2	
		L. H. -Outer	C4DZ 7661695-BFB	2	

FORD CAR PARTS

**BODY
SECTION 615**

1173

GROUP NUMBER	YEAR	BODY TYPE	DESCRIPTION	PART NUMBER	QTY.
61692-5 COVER - FRONT SEAT BACK PIVOT SIDE - continued					
- X -					
62		X(62C, 64C)	R. H. -Inner-Turquoise	C2SZ 6361692-AAD	2
			L. H. -Inner	★C2SZ 6361693-AAD	2
			R. H. -Outer	★C2SZ 6361694-AAD	2
62		X(except 62C, 64C, 71B-Bucket Seats)	R. H. -Outer-Blue	★C2DZ 6461694-ABF	1
			L. H. -Outer	★C2DZ 6461695-AAB	1
			L. H. -Outer	★C2DZ 6461695-ABG	1
63		X(62C, 71D)	R. H. -Driver seat outer-Black	C3DZ 6261692-E	1
			L. H. -Driver seat outer-Bright plastic	C3DZ 6261695-P	1
			R. H. -Passenger seat outer-Bright plastic	C3DZ 6261694-P	1
			L. H. -Passenger seat outer-Black	C3DZ 6261693-E	1
			R. H. -Driver seat outer-Blue (light)	C3DZ 6261692-B	1
			L. H. -Driver seat outer-Bright plastic	C3DZ 6261695-P	1
			R. H. -Passenger seat outer-Bright plastic	C3DZ 6261694-P	1
			L. H. -Passenger seat outer-Blue (light)	C3DZ 6261693-B	1
63		X(62C)	R. H. -Driver seat outer-Gold	C3DZ 6261692-F	1
			L. H. -Driver seat outer-Bright plastic	C3DZ 6261695-P	1
			R. H. -Passenger seat outer-Bright plastic	C3DZ 6261694-P	1
			L. H. -Passenger seat outer-Gold	C3DZ 6261693-F	1
			R. H. -Driver seat outer-Turquoise	C3DZ 6261692-C	1
			L. H. -Driver seat outer-Bright plastic	C3DZ 6261695-P	1
			R. H. -Passenger seat outer-Bright plastic	C3DZ 6261694-P	1
L. H. -Passenger seat outer-Turquoise	C3DZ 6261693-C	1			
63		X(62C, 71D)	R. H. -Driver seat outer-Red	C3DZ 6261692-D	1
			L. H. -Driver seat outer-Bright plastic	C3DZ 6261695-P	1
			R. H. -Passenger seat outer-Bright plastic	C3DZ 6261694-P	1
			L. H. -Passenger seat outer-Red	C3DZ 6261693-D	1
			Screw-pan head, cross recess-No. 10-24 x 9/16"	378414-S13(UU81B)	6
63		X(54B, 59, 62B, 66A, 71A, 71B, 71C, 78A)	R. H. -Outer-Beige	C3DZ 6261694-D	1
			L. H. -Outer	C3DZ 6261695-D	1
63		X(54B, 59B, 62B, 66B, 71B, 71C, 78B)	R. H. -Outer-Black	C5DZ 6361694-CGF	1
			L. H. -Outer	C5DZ 6361695-CGF	1
63		X(54, 59B, 62A, 62B, 71B, 71C)	R. H. -Outer-Blue	C4DZ 5461694-CFC	1
			L. H. -Outer	C3DZ 6261695-A	1
63		X(54B, 62B)	R. H. -Outer-Gold (light)	C3DZ 6261694-C	1
			L. H.	C3DZ 6261695-C	1
63		X(54B, 62A, 62B)	R. H. -Outer-Gold metallic (light)	C3DZ 6261694-G	1
			L. H.	C3DZ 6261695-G	1
63		X(54, 59B, 62A, 62B, 66B, 71B, 71C, 78B)	R. H. -Outer-Red	C5DZ 5461694-CGA	1
			L. H.	C5DZ 5461695-CGA	1
63		X(54B, 62B)	R. H. -Outer-Turquoise	C3DZ 6261694-B	1
			L. H.	C3DZ 6261695-B	1
63		X(63B)	R. H. -Outer-Black	C3DZ 6261694-T	1
			L. H.	C3DZ 6261695-T	1
			R. H. -Outer-Blue	C3DZ 6261694-Q	1
			L. H.	C3DZ 6261695-Q	1
			R. H. -Outer-Gold	C3DZ 6261694-U	1
			L. H.	C3DZ 6261695-U	1
			R. H. -Outer-Red	C3DZ 6261694-R	1
			L. H.	C3DZ 6261695-R	1
			R. H. -Outer-Turquoise	C3DZ 6261694-S	1
			L. H.	C3DZ 6261695-S	1

GROUP NUMBER	YEAR	BODY TYPE	DESCRIPTION	PART NUMBER	QTY.	
61692-5		COVER - FRONT SEAT BACK PIVOT SIDE - continue				
		- X -				
63	X(63C)	R. H. -Driver seat outer-Black	C3DZ 6361692-D	1		
		L. H. -Driver seat outer-Bright plastic	C3DZ 6361695-A	1		
		R. H. -Passenger seat outer-Bright plastic	C3DZ 6361694-A	1		
		L. H. -Passenger seat outer-Black	C3DZ 6361693-D	1		
		R. H. -Driver seat outer-Blue	C3DZ 6361692-A	1		
		L. H. -Driver seat outer-Bright plastic	C3DZ 6361695-A	1		
		R. H. -Passenger seat outer-Bright plastic	C3DZ 6361694-A	1		
		L. H. -Passenger seat outer-Blue	C3DZ 6361693-A	1		
		R. H. -Driver seat outer-Gold	C3DZ 6361692-E	1		
		L. H. -Driver seat outer-Bright plastic	C3DZ 6361695-A	1		
		R. H. -Passenger seat outer-Bright plastic	C3DZ 6361694-A	1		
		L. H. -Passenger seat outer-Gold	C3DZ 6361693-E	1		
		63	X(63C)	R. H. -Driver seat outer-Red	C3DZ 6361692-C	1
				L. H. -Driver seat outer-Bright plastic	C3DZ 6361695-A	1
R. H. -Passenger seat outer-Bright plastic	C3DZ 6361694-A			1		
L. H. -Passenger seat outer-Red	C3DZ 6361693-C			1		
R. H. -Driver seat outer-Turquoise	C3DZ 6361692-B			1		
L. H. -Driver seat outer-Bright plastic	C3DZ 6361695-A			1		
R. H. -Passenger seat outer-Bright plastic	C3DZ 6361694-A			1		
L. H. -Passenger seat outer-Turquoise	C3DZ 6361693-B			1		
		Screw-pan head, cross recess-No. 10-24 x 9/16"	378414-S13(UU81B)	6		
63	X(76A)	R. H. -Outer-Black	C5DZ 7661694-CGA	1		
		L. H.	C5DZ 7661695-CGA	1		
		R. H. -Outer-Blue	C3DZ 7661694-F	1		
		L. H.	C3DZ 7661695-F	1		
		R. H. -Outer-Gold	C3DZ 7661694-K	1		
		L. H.	C3DZ 7661695-K	1		
		R. H. -Outer-Red	C5DZ 7661694-CGB	1		
		L. H.	C5DZ 7661695-CGB	1		
		R. H. -Outer-Turquoise	C3DZ 7661694-G	1		
		L. H.	C3DZ 7661695-G	1		
		63	X(76B)	R. H. -Inner-Black	C3SZ 6361692-B	2
				L. H.	C3SZ 6361693-B	2
R. H. -Outer	C4DZ 7661694-BFA			2		
L. H.	C4DZ 7661695-BFA			2		
R. H. -Inner-Blue	C3OZ 6261692-A			2		
L. H.	C3OZ 6261693-A			2		
R. H. -Outer	C3OZ 6261694-H			2		
L. H.	C3OZ 6261695-H			2		
R. H. -Inner-Gold	C3SZ 6361692-H			2		
L. H.	C3SZ 6361693-H			2		
R. H. -Outer	C3SZ 6361694-H			2		
L. H.	C3SZ 6361695-H			2		
R. H. -Inner-Red	C3DZ 6261692-A			2		
L. H.	C3DZ 6261693-A			2		
R. H. -Outer	C4DZ 7661694-BFB			2		
L. H.	C4DZ 7661695-BFB			2		
R. H. -Inner-Turquoise	C3OZ 6261692-B			2		
L. H.	C3OZ 6261693-B			2		
R. H. -Outer	C3OZ 6261694-J			2		
L. H.	C3OZ 6261695-J			2		
64	X(54B,54D,62B,62D,63B,63E,66B,71B,71C,78B)	R. H. -Outer-Beige	C4DZ 5461694-CFC	1		
		L. H.	C4DZ 5461695-CFC	1		
		R. H. -Outer-Black	C5DZ 6361694-CGF	1		
		L. H.	C5DZ 6361695-CGF	1		
		R. H. -Outer-Blue	C5DZ 5461694-CGB	1		
64	X(63E,71B,71C)	L. H.	C5DZ 5461695-CGB	1		
		R. H. -Outer-Palomino	C5DZ 5461694-CGC	1		
		L. H.	C5DZ 5461695-CGC	1		

FORD CAR PARTS

**BODY
SECTION 615**

1175

GROUP NUMBER	YEAR	BODY TYPE	DESCRIPTION	PART NUMBER	QTY.
61692-5 COVER - FRONT SEAT BACK PIVOT SIDE - continued					
- X -					
64		X(54B,54D,62B,62D,63B,63E,66B,71B,71C,78B)	R. H. -Outer-Red	C5DZ 5461694-CGA	1
			L. H.	C5DZ 5461695-CGA	1
			R. H. -Outer-Turquoise	C5DZ 5461694-CGE	1
			L. H.	C5DZ 5461695-CGE	1
64		X(62C,66H)	R. H. -Driver seat outer-Beige	C4DZ 6261692-BFC	1
			L. H. -Driver seat outer-Bright plastic	C3DZ 6361695-A	1
			R. H. -Passenger seat outer-Bright plastic	C3DZ 6361694-A	1
			L. H. -Passenger seat outer-Beige	C4DZ 6261693-BFC	1
64		X(63C,63D,63H,66H)	R. H. -Driver seat outer-Black	C3DZ 6361692-D	1
			L. H. -Driver seat outer-Bright plastic	C3DZ 6361695-A	1
			R. H. -Passenger seat outer-Bright plastic	C3DZ 6361694-A	1
			L. H. -Passenger seat outer-Black	C3DZ 6361693-D	1
			R. H. -Driver seat outer-Blue	C3DZ 6361692-A	1
			L. H. -Driver seat outer-Bright plastic	C3DZ 6361695-A	1
			R. H. -Passenger seat outer-Bright plastic	C3DZ 6361694-A	1
			L. H. -Passenger seat outer-Blue	C3DZ 6361693-A	1
64		X(63C,63D,63H)	R. H. -Driver seat outer-Palomino	C4DZ 6361692-BFA	1
			L. H. -Driver seat outer-Bright plastic	C3DZ 6361695-A	1
			R. H. -Passenger seat outer-Bright plastic	C3DZ 6361694-A	1
			L. H. -Passenger seat outer-Palomino	C4DZ 6361693-BFA	1
			R. H. -Driver seat outer-Turquoise	C3DZ 6361692-B	1
			L. H. -Driver seat outer-Bright plastic	C3DZ 6361695-A	1
			R. H. -Passenger seat outer-Bright plastic	C3DZ 6361694-A	1
			L. H. -Passenger seat outer-Turquoise	C3DZ 6361693-B	1
64		X(62C,63C,63D,63H,66H)	R. H. -Driver seat outer-Red	C3DZ 6361692-C	1
			L. H. -Driver seat outer-Bright plastic	C3DZ 6361695-A	1
			R. H. -Passenger seat outer-Bright plastic	C3DZ 6361694-A	1
			L. H. -Passenger seat outer-Red	C3DZ 6361693-C	1
64		X(76A)	R. H. -Outer-Beige	C4DZ 7661694-CFA	1
			L. H.	C4DZ 7661695-CFA	1
64		X(76A,76E)	R. H. -Outer-Black	C5DZ 7661694-CGA	1
			L. H.	C5DZ 7661695-CGA	1
			R. H. -Outer-Blue	C3DZ 7661694-F	1
64		X(76A,76E)	L. H.	C3DZ 7661695-F	1
			R. H. -Outer-Palomino	C4GY 7661694-CFB	1
64		X(76E)	L. H.	C4GY 7661695-CFB	1
			R. H. -Outer-Red	C5DZ 7661694-CGB	1
64		X(76A,76E)	L. H.	C5DZ 7661695-CGB	1
			R. H. -Outer-Turquoise	C5DZ 7661694-CGF	1
			L. H.	C5DZ 7661695-CGF	1
64		X(76B,76D)	R. H. -Inner-Black	C4DZ 7661692-AFA	2
			L. H.	C4DZ 7661693-AFA	2
			R. H. -Outer	C4DZ 7661694-BFA	2
			L. H.	C4DZ 7661695-BFA	2
			R. H. -Inner-Blue	C4DZ 7661692-AFC	2
			L. H.	C4DZ 7661693-AFC	2
			R. H. -Outer	C4DZ 7661694-BFC	2
			L. H.	C4DZ 7661695-BFC	2
			R. H. -Inner-Red	C4DZ 7661692-AFB	2
			L. H.	C4DZ 7661693-AFB	2
			R. H. -Outer	C4DZ 7661694-BFB	2
			L. H.	C4DZ 7661695-BFB	2
			R. H. -Inner-Palomino	C4DZ 7661692-AFE	2
			L. H.	C4DZ 7661693-AFE	2
			R. H. -Outer	C5GY 7661694-BFK	2
			L. H.	C5GY 7661695-BFK	2
64		X(76B,76D)	R. H. -Inner-Turquoise	C4DZ 7661692-AFD	2
			L. H.	C4DZ 7661693-AFD	2
			R. H. -Outer	C5GY 7661694-BGB	2
			L. H.	C5GY 7661695-BGB	2

GROUP NUMBER	YEAR	BODY TYPE	DESCRIPTION	PART NUMBER	QTY.
61696-7 SLEEVE - FRONT SEAT BACK HINGE PIVOT					
61		S, X(Futura)	Inner-Rustless steel cap-13/16" O. D.	C1SZ 6361696-D	2
62		B(62C), S			2
62		X(62C, 64C, 71B-Bucket seats)			2
62		A(65B, 76B)	Inner & outer		4
63		A(63C, 65B, 71G, 71H, 75C, 76B), S	Inner & outer		4
63		B(65B, 71G), X(62C, 63C, 71D, 76B)	Inner		2
64/		X(76B, 76D)	Inner		2
61		S, X(Futura)	Outer-Chrome plated-2 3/32" O. D.	C1SB 6361697-B	2
62		B(62C), S			2
62		X(62C, 64C, 71B-Bucket seats)			2
63		B(65B, 71G), X(62C, 63C, 71D, 76D)			2
64/		X(76B, 76D)			2
			Pin-self-locking-1/16" x 15/16"	352358-S(NN127)	4
			Washer-flat-1/2"	★351455-S	4
61700 TRACK KIT - 4-WAY MANUAL TILT SEAT					
	60/61	A	No longer supplied-refer to Body Illustration Section 600 for details		
617B00 REINFORCEMENT - FRONT SEAT SUPPORT TO FLOOR PAN					
62		A(65B, 76B)	Manual or power bucket seats	C2AZ 76617B00-A	2
63		A(63C, 65B, 71G, 71H, 75C, 76B)			2
			Stud-3/8"-16 x 1 1/4" & 3/8"-16 x 1/2"	352736-S8(WW79)	4
			Washer-flat-3/8"	44727-S8(X24)	4
			Nut-hex, -3/8"-16	33924-S8(M28)	4
			Bolt-hex, head-3/8"-16 x 3/4"	20348-S8(B77)	4
			Washer, lock, external tooth-3/8"	351487-S(XX291)	4
617A01 REGULATOR ASSY. - FRONT SEAT POWER ADJUSTING					
61/63		S	Power bucket seats	C1SB 63617A01-B	1or2
62		A(65B, 76B)			1
63		A(63C, 65B, 71G, 71H, 75C, 76B)			1
			Screw & washer assy. -hex, head-5/16"-18 x 5/8"	374567-S7(BB866)	3or5
			Screw & washer assy. -hex, head-5/16"-18 x 3/4"	374568-S7(BB867)	2or4
			Screw & washer assy. -fill, head-5/16"-18 x 3/8"	374589-S7(BB84D)	2or4
64		A(57C, 63C, 76B), S	Power bucket seats	C4SZ 63617A01-B	1or2
			Screw & washer assy. -fillister head, cross recess-5/16"-18 x 1/2"	378565-S8(UU43K)	1or2
617A02 SCREW ASSY. - POWER SEAT ADJUSTING HORIZONTAL REGULATOR					
60/61		A	Power full width seat	C0AB 64617A02-A	1
62		A(except 65B, 76B)			1
63		A(except 63C, 65B, 71G, 71H, 75C, 76B)			1
64		A(except 57C, 63C, 76B)			1
			Nut-hex, -3/8"-24	33800-S8(M63)	1
61704-5 TRACK ASSY. - FRONT SEAT					
- A -					
60/61		A(except 63A)	R. H. -Manual full width seat	C0AB 6461704-J	1
62/63		A	R. H.		1
			L. H.	C0AB 6461705-J	1
60/61		A(63A)	R. H. -Manual full width seat	C0AB 6361704-F	1
			L. H.	C0AB 6361705-F	1
60/63		A	R. H. -Power full width seat	C0AB 6461704-H	1
			L. H.	C0AB 6461705-H	1
60/62		A(except 76)	Bolt-hex, head-3/8"-16 x 1"	20388-S8(B80)	2
60/62		A(76)	Bolt-hex, head-3/8"-16 x 1 1/2"	20468-S8(B85)	2
60/62		A(76)	Stud-3/8"-16 x 1" & 3/8"-16 x 1/2"	372623-S8(WW109)	2
60/62		A	Lockwasher-spring-3/8"	34807-S8(X66)	2
60/62		A	Stud-3/8"-16 x 1 1/4" & 3/8"-16 x 1/2"	352736-S8(WW79)	4
60/62		A	Washer-flat-7/16"	351428-S7(XX166)	2
60/62		A	Nut-hex, -3/8"-24	33924-S8(M28)	4

FORD CAR PARTS

**BODY
SECTION 617**

1177

GROUP NUMBER	YEAR	BODY TYPE	DESCRIPTION	PART NUMBER	QTY.
61704-5 TRACK ASSY. - FRONT SEAT - continued					
- A -					
	61/63	A(Police and Taxi)	R. H. -Manual full width seat-extra headroom L. H.	C1AB 6461704-A C1AB 6461705-A	1 1
	62/63	A	R. H. -Manual bucket seat L. H. Stud-3/8"-16 x 1" & 3/8"-16 x 1/2" Stud-3/8"-16 x 1 1/4" & 3/8"-16 x 1/2" Washer-flat-3/8" Washer-flat-3/8" Nut-hex, -3/8"-16 Screw & washer assy. -hex, head-3/8"-16 x 1"	C3AZ 6561704-A C3AZ 6561705-A 372623-S8(WW109) 352736-S8(WW79) 351405-S7(XX147) 44727-S8(X24) 33924-S8(M28) 43514-S8(U17)	1or2 1or2 2or4 2or4 2or4 4or8 2or4
	63	A(54B,54E,62B,62E-Police)	R. H. -Bostrom bucket seat L. H.	C3AZ 6261704-A C3AZ 6261705-A	1or2 1or2
	64	A(54, 62, 71)	R. H. -Manual full width seat-extra headroom L. H.	C4AZ 6261704-C C4AZ 6261705-C	1 1
	64	A	R. H. -Manual full width seat L. H. R. H. -Power full width seat L. H. Washer-flat-5/16" Stud-3/8"-16 x 1 1/4" & 3/8"-16 x 1/2" Stud-3/8"-16 x 1 3/4" Screw & washer assy. -fillister head, cross recess-5/16"-24 x 1 1/8" Nut-hex, -3/8"-16 Washer-lock, spring-3/8"	C4AZ 6261704-A C4AZ 6261705-A C4AZ 6261704-B C4AZ 6261705-B 44725-S8(X22) 352736-S8(WW79) *358826-S8 *374783-S7 33799-S7(M52) 34808-S8(X67)	1 1 1 1 2 4 4 4 4 4
	64	A	R. H. -Driver manual bucket seat L. H. R. H. -Passenger manual bucket seat L. H. Stud-3/8"-16 x 1 3/4" Washer-lock, spring-3/8" Nut-hex, -3/8"-16	C4AZ 6361704-B C4AZ 6361705-B C4AZ 6361704-C C4AZ 6361705-C *358826-S8 34808-S8(X67) 33799-S7(M52)	1 1 1 1 4or8 4or8 4or8
	64	A	R. H. -Driver power bucket seat L. H. Screw & washer assy. -fill, head, cross recess-5/16"-24 x 7/8" Washer-lock, spring-3/8" Nut-hex, -3/8"-16	C4AZ 6361704-A C4AZ 6361705-A *378103-S7 34808-S8(X67) 33799-S7(M52)	1 1 2 4 4
- B -					
	62	B	R. H. -Manual full width seat L. H. Bolt-square head-5/16"-24 x 3/4" Washer-flat-5/16" Lockwasher-internal & external tooth-5/16" Nut-hex, -5/16"-24 Screw & washer assy. -fill, head-5/16"-24 x 1 3/4"	C2OZ 6261704-A C2OZ 6261705-A 373279-S2(BB838) 44725-S8(X22) 356309-S7(XX299) 33923-S7(M32) 359780-S7(BB83)	1 1 4 4 4 4 4
	62	B(62C)	R. H. -Manual bucket seat L. H. Bolt-hex, head-5/16"-24 x 1" Lockwasher-spring-5/16" Nut-hex, -5/16"-24 Stud-5/16"-18 x 1/2" & 5/16"-24 x 15/16" Stud-5/16"-18 x 1/2" & 5/16"-24 x 1"	C2OZ 6261704-B C2OZ 6261705-B 20387-S8(B157) 34806-S7(X64) 354299-S2(MM156) *376063-S8 *376834-S8	1or2 1or2 2or4 2or4 4or8 2or4 2or4
	63	B(except 65B, 71G) "Before 7/8/63"	R. H. -Manual full width seat -4" travel L. H.	C2OZ 6261704-A C2OZ 6261705-A	1 1

GROUP NUMBER	YEAR	BODY TYPE	DESCRIPTION	PART NUMBER	QTY.
61704-5 TRACK ASSY. - FRONT SEAT - continued					
- B -					
63	B(except 65B, 71G)	R. H. -Manual full width seat-5" travel "From 7/8/63"	R. H.	C3OZ 6261704-E	1
			L. H.	*C3OZ 6261705-C	1
63	B(except 65B, 71G)		Lockwasher-internal & external tooth-5/16"	356309-S7(XX299)	4
			Bolt-hex. head-5/16"-24 x 1"	20387-S8(B157)	4
			Nut-hex. 5/16"-24	33923-S7(M32)	4
63	B(65B)		R. H. -Manual bucket seat	C5OZ 6561704-A	1or2
			L. H.	C5OZ 6561705-A	1or2
			Bolt-hex. head-5/16"-24 x 1"	20387-S8(B157)	4
			Washer-flat-5/16"	44722-S8(X19)	4
			Washer-lock-5/16"	34806-S7(X64)	4
			Washer-lock, internal & external tooth-5/16"	356309-S7(XX299)	8or16
			Nut-hex. -5/16"-24	33923-S7(M32)	4or8
			Bolt-hex. head-5/16"-24 x 1 3/8"	20467-S7(B160)	2or4
63	B(71G)		R. H. -Manual bucket seat	C2OZ 6261704-B	1or2
			L. H.	C2OZ 6261705-B	1or2
			Bolt-hex head-5/16"-24 x 1"	20387-S8(B157)	2or4
			Lockwasher-spring-5/16"	34806-S7(X64)	2or4
			Nut-hex. 5/16"-24	354299-S2(MM156)	4or8
			Stud-5/16"-18 x 1/2" & 5/16"-24 x 15/16"	*376063-S8	2or4
			Stud-5/16"-18 x 1/2" & 5/16"-24 x 5/16"	*376834-S8	2or4
64	B(exc.65B)- "Before 12/16/63" & "From 6/5/64"	R. H. -Manual full width seat-steel ball slide- 5" travel L. H. "From 12/16/63 to 6/5/64"	R. H.	C3OZ 6261704-E	1
			L. H.	C3OZ 6261705-D	1
			R. H. -Manual full width seat-4" travel	C4OZ 6261704-A	1
			L. H.	C4OZ 6261705-A	1
			Bolt-square head-5/16"-24 x 3"	*376233-S8	2
			Bolt-square head-5/16"-24 x 1"	*373749-S8	2
			Screw & washer-cross recess-5/16"-24 x 1"	*378142-S7	4
			Nut-spring-5/16"-18	353766-S(MM269)	4
			Nut-hex. -5/16"-24	354299-S8(MM156)	2
			Washer-flat-7/16"	44730-S8(X26)	4
64/	B		R. H. -Manual bucket seat	C5OZ 6561704-A	2
			L. H.	C5OZ 6561705-A	2
			Stud-5/16"-18 x 3 1/2"	*379486-S2	4
			Stud-5/16"-18 x 1 3/4"	*379468-S2	4
			Nut & washer assy. -5/16"-18	378643-S2(MM295L)	8
- S -					
60	S		R. H. -Manual seat	B8S 6361704-A	1or2
			L. H.	B8S 6361705-A	1or2
			Washer-flat-3/8"	352981-S(XX143)	4
			Washer-flat-5/16"	44725-S8(X22)	4
			Screw & washer assy. -fill, head-5/16"-18 x 1 1/4"	*50794-S	4
			Stud-3/8"-16 x 5/8" & 3/8"-24 x 3/4"	88512-S7(W19)	4
61/62	S		R. H. -Manual bucket seat	C2SZ 6361704-A	1or2
			L. H.	C1SZ 6361705-A	1or2
			R. H. -Power bucket seat	C2SZ 6361704-B	1or2
			L. H.	C1SZ 6361705-G	1or2
63	S		R. H. -Manual bucket seat	C3SZ 6361704-A	1or2
			L. H.	C1SZ 6361705-A	1or2
			R. H. -Power bucket seat	C2SZ 6361704-B	1or2
			L. H.	C1SZ 6361705-G	1or2
61/63	S		Stud-3/8"-16 x 1" & 3/8"-16 x 1/2"	372637-S7-8(WW110)	2or4
			Stud-3/8"-16 x 1/2" & 3/8"-16 x 5/8"	372404-S7(WW12)	2or4
			Washer-flat-3/8"	44727-S8(X24)	4or8
			Nut-hex. -3/8"-16	33924-S8(M28)	4or8
			Pin-roll-3/16" x 1"	357479-S15(NN108)	2or4

FORD CAR PARTS

**BODY
SECTION 617**

1179

GROUP NUMBER	YEAR	BODY TYPE	DESCRIPTION	PART NUMBER	QTY.
61704-5 TRACK ASSY. - FRONT SEAT - continued					
- S -					
64/	S	R. H. -Driver manual bucket seat	C4SZ 6361704-A	1	
		L. H.	C4SZ 6361705-E	1	
		R. H. -Passenger manual bucket seat	C4SZ 6361704-B	1	
		L. H.	C4SZ 6361705-F	1	
		Nut-hex, 3/8"-16	33799-S8(M52)	4or8	
		Stud-3/8"-16 x 7/16" & 3/8"-16 x 1 1/4"	★378174-S8	4or8	
		Washer-flat-3/8"	352981-S(XX143)	4or8	
Washer-lock, spring-3/8"	34808-S8(X67)	4or8			
64/	S	R. H. -Power bucket seat	C4SZ 6361704-C	1or2	
		L. H.	C4SZ 6361705-C	1or2	
		Nut-hex, -3/8"-16	33799-S8(M52)	4or8	
		Screw & washer assy.-fillister head, cross recess-5/16"-24 x 7/8"	★378103-S7	2or4	
		Stud-3/8"-16 x 7/16" & 3/8"-16 x 1 1/4"	★378174-S8	4or8	
		Washer-flat-3/8"	352981-S(XX143)	4or8	
		Washer-lock, spring-3/8"	34808-S8(X67)	4or8	
- X -					
60	X	R. H. -Manual full width seat	C2OZ 6261704-A	1	
		L. H.	C2OZ 6261705-A	1	
		Bolt-square head-5/16"-24 x 3/4"	373279-S2(BB838)	4	
		Washer-flat-5/16"	44725-S8(X22)	4	
		Lockwasher-internal & external tooth-5/16"	356309-S7(XX299)	4	
		Nut-hex, -5/16"-24	33923-S7(M32)	4	
		Screw & washer assy.-fill. head-5/16"-24 x 1 3/4"	359780-S7(BB83)	4	
61	X(except Futura)	R. H. -Manual full width seat	C2OZ 6261704-A	1	
		L. H.	C2OZ 6261705-A	1	
		Bolt-square head-5/16"-24 x 3/4"	373279-S2(BB838)	4	
		Washer-flat-5/16"	44725-S8(X22)	4	
		Lockwasher-internal & external tooth-5/16"	356309-S7(XX299)	4	
		Nut-hex, 5/16"-24	33923-S7(M32)	4	
		Screw & washer assy. - fill. head-5/16"-24 x 1 3/4"	359780-S7(BB83)	4	
61	X(Futura)	R. H. -Manual bucket seat	C2DZ 6461704-A	1or2	
		L. H.	C1DZ 6461705-B	1or2	
		Stud-3/8"-16 x 1" & 3/8"-16 x 1/2"	372637-S7(WW110)	2or4	
		Stud-3/8"-16 x 1/2" & 3/8"-16 x 5/8"	372404-S7(WW12)	2or4	
		Washer-flat-3/8"	44727-S8(X24)	4or8	
		Nut-hex, -3/8"-16	33924-S8(M28)	4or8	
62	X(62C, 64C, 71B)	R. H. -Manual bucket seat	C2DZ 6461704-A	1or2	
		L. H.	C1DZ 6461705-B	1or2	
		Stud-3/8"-16 x 1" & 3/8"-16 x 1/2"	372637-S7-8(WW110)	2or4	
		Stud-3/8"-16 x 1/2" & 3/8"-16 x 5/8"	372404-S7(WW12)	2or4	
		Washer-flat-3/8"	44727-S8(X24)	4or8	
		Nut-hex, -3/8"-16	33924-S8(M28)	4or8	
62	X(except 62C, 64C)	R. H. -Manual full width seat	C2OZ 6261704-A	1	
		L. H.	C2OZ 6261705-A	1	
		Bolt-square head-5/16"-24 x 3/4"	373279-S2(BB838)	4	
		Washer-flat-5/16"	44725-S8(X22)	4	
		Lockwasher-internal & external tooth-5/16"	356309-S7(XX299)	4	
		Nut-hex, -5/16"-24	33923-S7(M32)	4	
Bolt-hex, head-5/16"-24 x 1"	377937-S(BB210B)	8			
63	X(except 62C, 63C, 71D, 76)	R. H. -Manual full width seat	C2OZ 6261704-A	1	
		L. H.	C2OZ 6261705-A	1	
		Bolt-hex, head-5/16"-24 x 1"	20387-S8(B157)	4	
		Lockwasher-internal & external tooth-5/16"	356309-S7(XX299)	4	
		Nut-hex, -5/16"-24	33923-S7(M32)	4	

GROUP NUMBER	YEAR	BODY TYPE	DESCRIPTION	PART NUMBER	QTY.
61704-5 TRACK ASSY. - FRONT SEAT - continued					
- X -					
63	X(62C, 63C, 71D)		R. H. -Manual bucket seat-shim as required	C3DZ 6261704-C	1or2
			L. H.	C3DZ 6261705-C	1or2
			Screw & washer assy. -hex. head-5/16"-24 x 1"	★359550-S8(BB592)	2or4
			Bolt-hex. head-5/16"-24 x 1 3/8"	20467-S7(B160)	2or4
			Bolt-hex. head-5/16"-24 x 2"	20521-S8(B162)	2or4
			Lockwasher-internal & external tooth-5/16"	356309-S7(XX299)	6or12
			Screw & washer assy. -fill. head-5/16"-24 x 1 1/2"	★371894-S8(BB31)	2or4
			Nut-hex. -5/16"-24	33923-S7(M32)	6or12
63	X(76A)		R. H. -Manual full width seat	C3DZ 7661704-A	1
			L. H.	C3DZ 7661705-A	1
			Screw & washer assy. -fill. head-5/16"-24 x 1 1/2"	★371894-S8	4
			Lockwasher-internal & external tooth-5/16"	356309-S7(XX299)	4
			Nut-hex. -5/16"-24	33923-S7(M32)	4
63	X(76B)		R. H. -Manual bucket seat	C3DZ 7661704-B	1or2
			L. H.	C3DZ 7661705-B	1or2
			Bolt-hex. head-5/16"-24 x 1 3/8"	20467-S7(B160)	2or4
			Bolt-hex. head-5/16"-24 x 2"	20521-S8(B162)	2or4
			Bolt-hex. head-5/16"-24 x 2 1/2"	45521-S7-8(B164A)	2or4
			Bolt-hex. head-5/16"-24 x 3 3/4"	45555-S7-8(BB166B)	2or4
			Lockwasher-internal & external tooth-5/16"	356309-S7(XX299)	8or16
			Nut-hex. -5/16"-24	33923-S7(M32)	8or16
64	X(except 62C, 63C, 63D, 63H, 66H, 76)- "Before 12/16/63" "From 12/16/63"		R. H. -Manual full width seat-steel ball slide- 5" travel	C4DZ 6261704-D	1
			L. H.	C4DZ 6261705-D	1
			R. H. -Manual full width seat-steel ball slide 4" travel	C4DZ 6261704-B	1
			L. H.	C4DZ 6261705-B	1
			Bolt-square head-5/16"-24 x 1 1/4"	★376195-S2	4
			Nut-hex. -5/16"-24	354299-S2(MM156)	4
64	X(62C, 63C, 63D, 63H, 66H)		R. H. -Manual bucket seat-steel ball slide- 5" travel	★C3DZ 6261704-B	2
			L. H.	★C3DZ 6261705-B	2
			Nut-hex. -5/16"-24	34443-S7(M79)	8
			Nut-hex. -5/16"-24	354299-S2(MM156)	8
			Stud-5/16"-18 x 2 3/4"	★376064-S8	2
			Stud-5/16"-18 x 1 3/4"	★376063-S8	6
			Washer-flat-5/16"	44725-S8(X22)	8
64	X(76A, 76E)- "Before 12/16/63 & From 6/17/64" "From 12/16/63 to 6/17/64"		R. H. -Manual full width seat-steel ball slide- 5" travel	C4DZ 7661704-E	1
			L. H.	C4DZ 7661705-E	1
			R. H. -Manual full width seat-steel ball slide- 4" travel	C4DZ 7661704-C	1
			L. H.	C4DZ 7661705-C	1
			Nut-hex. -5/16"-24 (to cushion)	34393-S7(M98)	4
			Nut-hex. -5/16"-24 (to floor pan)	354299-S2(MM156)	4
64	X(76B, 76D)		R. H. -Manual bucket seat	C4DZ 7661704-B	1or2
			L. H.	C4DZ 7661705-B	1or2
			Bolt-hex. head-5/16"-24 x 1 1/2"	20467-S7(B160)	2or4
			Washer-lock, internal & external tooth-5/16"	356309-S7(XX299)	2or4
			Nut-hex. -5/16"-24	354299-S2(MM156)	4or8
617A06 SCREW ASSY. - FRONT SEAT ADJUSTING VERTICAL REGULATOR					
60/61	A			C0AB 64617A06-A	1
62	A(except 65B, 76B)				1
63	A(except 63C, 65B, 71G, 71H, 75C, 76B)				1
64	A(except 57C, 63C, 76B)				1

FORD CAR PARTS

**BODY
SECTION 617**

1181

GROUP NUMBER	YEAR	BODY TYPE	DESCRIPTION	PART NUMBER	QTY.
617A15 GEAR - POWER SEAT ADJUSTING REGULATOR					
	60/61	A		★C0AB 64617A15-A	2
	62	A(except 65B, 76B)			2
	63	A(except 63C, 65B, 71G, 71H, 75C, 76B)			2
	64	A(except 57C, 63C, 76B)			2
			Nut-hex, -3/8"-24	33800-S8(M63)	2
617A16 COVER - POWER SEAT ADJUSTING REGULATOR HOUSING					
	60/61	A		C0AB 64617A16-A	1
	62	A(except 65B, 76B)			1
	63	A(except 63C, 65B, 71G, 71H, 75C, 76B)			1
	64	A(except 57C, 63C, 76B)			1
			Washer-lock, external tooth-No. 6	34937-S7(X84)	3
			Screw-pan head, cross recess-No. 6-32 x 3/8"	★51754-S8	3
617A17 SHAFT - POWER SEAT ADJUSTING REGULATOR WORM GEAR					
	60/61	A		C0AB 64617A17-A	1
	62	A(except 65B, 76B)			1
	63	A(except 63C, 65B, 71G, 71H, 75C, 76B)			1
	64	A(except 57C, 63C, 76B)			1
617A18 BEARING - POWER SEAT ADJUSTING REGULATOR HOUSING					
	60/61	A	Bronze or iron-1/2" I.D. x 5/8" O.D. x 3/8" long	C0AB 64617A18-A	2
	62	A(except 65B, 76B)			2
	63	A(except 63C, 65B, 71G, 71H, 75C, 76B)			2
	64	A(except 57C, 63C, 76B)			2
617A20 BEARING - POWER SEAT ADJUSTING REGULATOR SCREW - REAR					
	60/61	A	Bronze or iron-1/2" I.D. x 1" O.D. x 15/32" long	C0AB 64617A20-A	2
	62	A(except 65B, 76B)			2
	63	A(except 63C, 65B, 71G, 71H, 75C, 76B)			2
	64	A(except 57C, 63C, 76B)			2
617A22 RACE - POWER SEAT ADJUSTING REGULATOR NEEDLE THRUST BEARING					
	60/61	A	Thin-1/2" I.D. x 29/32" O.D. x 1/32" thick	C0AB 64617A22-A	2
	62	A(except 65B, 76B)			2
	63	A(except 63C, 65B, 71G, 71H, 75C, 76B)			2
	64	A(except 57C, 63C, 76B)			2
	60/61	A	Thick-1/2" I.D. x 29/32" O.D. x 1/16" thick	C0AB 64617A22-B	10
	62	A(except 65B, 76B)			10
	63	A(except 63C, 65B, 71G, 71H, 75C, 76B)			10
	64	A(except 57C, 63C, 76B)			10
61726 ROD - FRONT SEAT TRACK TIE					
- A -					
	60/61	A	Manual full width seat	★C0AB 6461726-D	1
	62	A(except 65B, 76B)			1
	63	A(except 63C, 65B, 71G, H, 75C, 76B)			1
	60/61	A	Bolt-eye-No. 8-32 x 3 1/2"	BA 7061730-A	1
	62	A(except 65B, 76B)			1
	63	A(except 63C, 65B, 71G, H, 75C, 76B)			1
	62	A(65B, 76B)	Manual bucket seat-15 1/2" long	C2SZ 6361726-A	2
	63	A(63C, 65B, 75C, 76B)			2
	64	A(except 57C, 63C, 76B)	Manual full width seat-49 1/2" long	C4AZ 6261726-A	1
	64	A(57C, 63C, 76B)	Manual bucket seat-12 1/2" long-includes	C4SZ 6361726-A	2
- B -					
	62	B(62C)	Manual bucket seat-15 1/2" long	C2SZ 6361726-A	2
	63	B(71G)			2
	62/	B(full width seat)	Includes adjusting nut-48 7/8" long	C1DZ 6261726-A	1
	63/	B(65B)	Manual bucket seat-14 7/16" long-includes adjusting nut	C3DZ 7661726-B	2
					2

**BODY
SECTION 617**
FORD CAR PARTS

GROUP NUMBER	YEAR	BODY TYPE	DESCRIPTION	PART NUMBER	QTY.
61726	ROD - FRONT SEAT TRACK TIE - continued				
	- S -				
	61/63	S	Manual bucket seat-15 1/2" long	C2SZ 6361726-A	2
	64/	S	Manual bucket seat-12 1/2" long-includes adjusting nut	C4SZ 6361726-A	2
	- X -				
	60	X	Manual full width seat	C0DB 6461726-C	1
	60	X	Bolt-eye-No. 8-32 x 3 1/2"	BA 7061730-A	1
	61	X(Futura)	Manual bucket seat-17" long-includes adjusting nut	C1DZ 6461726-A	2
	61/62	X(full width seat)	Includes adjusting nut-48 7/8" long	C1DZ 6261726-A	1
	63	X(except 62C, 63C, 71D, 76)			1
	64	X(except 63C, D, 66H, 76)			1
	62	X(62C, 64C, 71B)	Manual bucket seat-15 1/2" long	C2SZ 6361726-A	2
	63	X(76A)	Manual full width seat-47 1/4" long -includes adjusting nut	C3DZ 7661726-A	1
	63	X(62C, 63C, 71D, 76B)	Manual bucket seat-14 7/16" long-includes adjusting nut	C3DZ 7661726-B	2
	64	X(62C, 63C, D, 66H, 76B, D)			2
	63	X(63C, D, 66G, H, 76B, D)			2
	64	X(76A, E)	Manual full width seat-46 3/4" long-includes adjusting nut	C4DZ 7661726-A	1
617A26	BEARING - POWER SEAT ADJUSTING REGULATOR NEEDLE THRUST				
	60/61	A		C0AB 64617A26-A	6
	62	A(except 65B, 76B)			6
	63	A(except 63C, 65B, 71G, H, 75C, 76B)			6
	64	A(except 57C, 63C, 76B)			6
61730	BOLT - FRONT SEAT TRACK TIE RODEYE				
	60/61	A	Manual seat	BA 7061730-A	1
	60	X			1
	62	A(except 65B, 76B)			1
	63	A(except 63C, 65B, 71G, H, 75C, 76B)			1
	64	A(except 57C, 63C, 76B)			1
			Washer-lock, external tooth-No. 10	34938-S8(X85)	1
			Nut-hex, -No. 8-32	34052-S7(M155)	1
617A30	HOUSING ASSY. - POWER SEAT ADJUSTING REGULATOR				
	60/61	A		C0AB 64617A30-A	1
	62	A(except 65B, 76B)			1
	63	A(except 63C, 65B, 71G, H, 75C, 76B)			1
	64	A(except 57C, 63C, 76B)			1
617A36	CLUTCH - POWER SEAT ADJUSTING REGULATOR				
	60/61	A		C0AB 64617A36-A	1
	62	A(except 65B, 76B)			1
	63	A(except 63C, 65B, 71G, H, 75C, 76B)			1
	64	A(except 57C, 63C, 76B)			1
617A46	REINFORCEMENT - FRONT SEAT TRACK				
	64/	S		C4SZ 63617A46-A	1
61753	HANDLE - FRONT SEAT TRACK ADJUSTING				
	60/61	A, X(except Futura)	Manual full width seat-includes attaching parts	C5AZ 6261753-B	1
	61	X(Futura)			1
	60/61	A	Manual 4-way tilt seat		1
	62/63	A, B, S, X	Manual seat		1or2
	64	A, B, X	Manual seat		1or2
			Screw-socket head, set-No. 8-32 x 1/4"	375504-S8(UU28A)	1or2
	64/	S	Manual bucket seat	C4SZ 6361753-A	1or2
			Screw-socket head, set-No. 8-32 x 1/4"	375504-S8(UU28A)	1or2
617B68	SPACER - FRONT SEAT TRACK REINFORCEMENT -TO FLOOR				
	64/	S	Approx. 2 1/4" x 2 1/2" x 9 5/8"	C4SZ 63617B68-A	4
617A69	SPRING - FRONT SEAT TRACK HORIZONTAL ASSIST				
	60/61	A	R. H. - refer to Group 61828		
617B70-1	REINFORCEMENT ASSY. - FRONT SEAT TRACK				
	61/63	S	R. H.	C1SB 63617B70-A	2
			L. H.	C1SB 63617B71-A	2

FORD CAR PARTS

**BODY
SECTION 617**

1183

GROUP NUMBER	YEAR	BODY TYPE	DESCRIPTION	PART NUMBER	QTY.
617A76 YOKE and ROLLER ASSY. - POWER SEAT ADJUSTING REGULATOR					
	60/61	A		C0AZ 64617A76-A	1
	62	A(except 65B, 76B)			1
	63	A(except 63C, 65B, 71G, H, 75C, 76B)			1
	64	A(except 57C, 63C, 76B)			1
			Rivet-oval head-3/32" x 1 1/2"	372052-S8(SS1)	1
617C88 BRACKET - REAR SEAT FRAME FRONT - TO FLOOR - Refer to Group 11246					
61802 ROD ASSY. - FRONT SEAT TRACK TIE - Refer to Group 61726					
61828 SPRING - FRONT SEAT TRACK ASSIST					
- A -					
	60/61	A	Power full width seat	C0AB 6461828-B	2
	62	A(except 65B, 76B)			2
	63	A(except 63C, 65B, 71G, H, 75C, 76B)			2
	64	A(except 57C, 63C, 76B)			2
	62	A(65B, 76B)	Manual bucket seat	C1SY 6361828-A	1 or 2
	63	A(63C, 65B, 71G, H, 75C, 76B)			2
	64	A(except 57C, 63C, 76B)	Manual full width seat-except extra headroom	C0DB 6461828-A	2
	64	A(57C, 63C, 76B)	Manual bucket seat	C4SZ 6361828-B	2
- B -					
	62	B(62C)	Manual bucket seat	C1SY 6361828-A	2
	63	B(65B, 71G)			2
	62/	B	Manual full width seat	C0DB 6461828-A	2
- S -					
	61	S	Manual bucket seat	C1SY 6361828-A	1 or 2
	62	S			2
	63	S			2
	64/	S	Manual bucket seat	C4SZ 6361828-B	2
- X -					
	60/61	X (except Futura)	Manual full width seat	C0DB 6461828-A	2
	62	X(58A, 59A, 64A, 66A, 71, 78A)			2
	63	X(except 62C, 63C, 71D, 76B)			2
	61	X(Futura)	Manual bucket seat	C1SY 6361828-A	1 or 2
	62	X(62C, 64C, 71B)			2
	63	X(62C, 63C, 71D)	Manual bucket seat		2
	64	X(except 63C, D, H, 66H, 76)	Manual full width seat		2
	64	X(62C, 63C, D, H, 66H)	Manual bucket seat		2
	63	X(76B) "From 12/27/62"	Manual bucket seat	C3DZ 7661828-A	2
	64/	X(76B, D)			2
	64	X(76A, E)	Manual full width seat	C4DZ 7661828-A	2
61832 BAR ASSY. - FRONT SEAT TRACK VERTICAL EQUALIZING					
	60/61	A	Power full width seat	C0AB 6461832-A	1
	62	A(except 65B, 76B)			1
	63	A(except 63C, 65B, 71G, 71H, 75C, 76B)			1
	64	A(except 57C, 63C, 76B)			1
61842 BAR ASSY. - FRONT SEAT TRACK HORIZONTAL EQUALIZING					
	60/61	A	Power full width seat	C0AB 6461842-C	1
	62	A(except 65B, 76B)			1
	63	A(except 63C, 65B, 71G, 71H, 75C, 76B)			1
	64	A(except 57C, 63C, 76B)			1
			Washer-flat-3/8"	44727-S8(X24)	2
			Washer-C-9/32"	358675-S(XX10A)	2
61844 REINFORCEMENT - FRONT SEAT TRACK STABILIZING					
	61	S, X(Futura)	Manual bucket seat	C1DB 6461844-A	2
	62	A(65B, 76B), B(62C)			2
	62	X(62C, 64C, 71B), S			2
	63	A(63C, 65B, 71G, 71H, 75C, 76B), S			2
			Bolt-pan head, shoulder-5/16"-24 x 3/4"	350756-S8(BB697)	4
			Washer-flat-5/16"	44722-S8(X19)	4
			Washer-lock, external tooth-5/16"	34906-S8(X98)	4
			Nut-hex, -5/16"-24	33923-S7(M32)	4

GROUP NUMBER	YEAR	BODY TYPE	DESCRIPTION	PART NUMBER	QTY.
61854 LINK - POWER SEAT TRACK VERTICAL ADJUSTING BAR					
	60/61	A		C0AB 6461854-A	1
	62	A(except 65B, 76B)			1
	63	A(except 63C, 65B, 71G, 71H, 75C, 76B)			1
	64	A(except 57C, 63C, 76B)			1
			Bolt-hex. head, shoulder-3/8"-24 x 1/2"	359425-S8(BB511)	2
			Lockwasher-internal & external tooth-3/8"	★356200-S7	2
			Pin-clevis-5/16" x 2 1/4"	★76062-S8	1
			Pin-self locking-1/16" x 15/16"	352358-S(NN127)	1
618B76 COVER - FRONT SEAT TRACK MOTOR					
	64	A(57C, 63C, 76B), S	Plastic-power seat	C4AZ 63618B76-A	1or2
			Screw & washer assy. -pan head, cross recess-No. 10-32 x 3/8"	50804-S8(U157)	2or4
			Nut-hex. -No. 10-32	★378860-S8	1or2
			Washer-flat-No. 10	44713-S8(X13)	2or4
61883 SPRING - FRONT SEAT TRACK LATCH					
	60	S	Manual seat	B7A 7061883-A	2
	60/61	A	Manual full width seat-4 1/4" long	C0AB 6461883-A	2
	62	A(except 65B, 76B)			2
	63	A(except 63C, 65B, 71G, H, 75C, 76B)			2
	64	A(except 57C, 63C, 76B)			2
	63/64	A(76)	Top folding compartment-3" long	C0DZ 6461883-A	2
	64	A(57C, 63C, 76B)	Manual bucket seat		2
	62/64	B(except 62C, 65B, 71G)- "Before 6/17/64"	Manual full width seat		2
	63/64	B(65B)	Manual bucket seat		4
	64	S			4
	60/64	X(except 62C, 63C, 71D, 76B)- "Before 6/17/64"	Manual full width seat -3" long	C0DZ 6461883-A	2
	62	X(58A, 59A, 64A, 66, 71, 78A)			2
	63	X(62C, 63C, 71D, 76B)	Manual bucket seat		4
	64	X(62C, 63C, D, 66H, 76B, D)			4
	64	X(76)	Top folding compartment		2
	62/63	A(63C, 65B, 71G, H, 75C, 76B)	Manual bucket seat-6 3/8" long	C1SB 6361883-A	4
	62/63	B(62C, 71G)			4
	61/63	S			4
	61/62	X(62C, 64, 71B)			4
	64/64	B(except 65B)- "From 6/17/64"	Manual full width seat-2 5/16" long	C4OZ 6261883-A	2
	64	X(except 62C, 63C, D, 76B, D)- "From 6/17/64"			2
619A02 HOOK - FRONT SEAT TRACK RELEASE CABLE					
	62	B(except 62C), X(except 62C, 64C, 71B-Bucket seats)		C4DZ 62619A02-A	1
	63	B(except 65B, 71G), X(except 62C, 63, 71D, 76)			1
	63	X(63B, 76A)			2
	64/64	B(except 65B)			1
	64	X(54, 59, 62, 63B, 66A, B, 71, 78)			1
	64	X(76A)			2
61925 SOLENOID and PLUNGER REPAIR KIT - POWER SEAT ADJUSTING NUT					
	61/62	S		C1SB 6361925-A	2or4
	62	A(65B, 76B)			2or4
	63	A(63C, 65B, 71G, H, 75C, 76B)			2or4
	64	A(57C, 63C, 76B)			2or4
Consists of					
2-Balls		1-Cover	1-Plunger assy.	2-Springs	
1-Clip		1-Guide	1-Solenoid assy.		

FORD CAR PARTS

**BODY
SECTION 620**

1185

GROUP NUMBER	YEAR	BODY TYPE	DESCRIPTION	PART NUMBER	QTY.	
619A32 COUPLING - POWER SEAT TRACK REGULATOR DRIVER						
	61/63	S	Bucket seat-nylon & rubber-7/8" dia. x 1 1/4" long	C1SB 63619A32-A	1 or 2	
	62	A(65B, 76B)			1	
	63	A(63C, 65B, 71G, H, 75C, 76B)			1	
	64	A(57C, 63C, 76B), S			1	
61938-9 STOP - FRONT SEAT TRACK						
	63	A(71G, 71H)	R. H.	C3AZ 7161938-A	4	
			L. H.	C3AZ 7161939-A	4	
			Bolt-hex, head-5/16"-24 x 3/4"	20347-S8(B156)	8	
			Washer-lock-spring-5/16"	34806-S7(X64)	8	
			Nut-hex, -5/16"-24	33798-S8(M62)	8	
62003 LINK - POWER SEAT TRACK REGULATOR HORIZONTAL EQUALIZER BAR						
	60/61	A	Power full width seat	C0AB 6462003-C	1	
	62	A(except 65B, 76B)			1	
	63	A(except 63C, 65B, 71G, H, 75C, 76B)			1	
	64	A(except 57C, 63C, 76B)			1	
			Bolt-hex, head, shoulder-3/8"-24 x 1/2"	359425-S8(BB511)	2	
			Lockwasher-internal & external tooth-3/8"	★356200-S7	2	
62016 SPACER - FRONT SEAT TRACK - TO FLOOR SUPPORT						
	63/	B	1/4" x 1 3/4" x 2 1/8"-improve from fiber board		1	
62102 SHIELD - FRONT SEAT CUSHION CENTER REAR - Paint to Match						
	64	A(57C, 63C, 76B), S		C4SZ 6362102-B	2	
			Screw-pan head, cross recess-No. 8-18 x 3/8"	52720-S8(U380)	4	
			Screw-oval head, cross recess-No. 10-12 x 3/4"	★53039-S13	4	
GROUP NUMBER	YEAR	BODY TYPE	DESCRIPTION	PART NUMBER		QTY.
62162-3 SHIELD - FRONT SEAT TRACK						
- A -						
	64	A(57C, 63C, 76B)-(Manual seat)	Beige	C4AZ 6362162-EAK	C4AZ 6362163-EAK	2
			Black	C4SZ 6362162-EAB	C4SZ 6362163-EAB	2
			Blue (medium)	C4AZ 6362162-EAJ	C4AZ 6362163-EAJ	2
			Blue (medium silver)	C4AZ 6362162-EBB	C4AZ 6362163-EBB	2
			Palomino	C4AZ 6362162-EBC	C4AZ 6362163-EBC	2
			Red	C4AZ 6362162-EAH	C4AZ 6362163-EAH	2
			Turquoise	C4AZ 6362162-EBA	C4AZ 6362163-EBA	2
			White	C4SZ 6362162-EBD	C4SZ 6362163-EBD	2
	64	A(57C, 63C, 76B)-(Power seat)	Beige	C4AZ 6362162-GAK	C4AZ 6362163-GAK	2
		"Before 9/16/63"	Black-square rear edge	C4SZ 6362162-BAB	C4SZ 6362163-BAB	2
		"From 9/16/63"	Black-beveled rear edge	C4SZ 6362162-GAB	C4SZ 6362163-GAB	2
			Blue (medium)	C4AZ 6362162-GAJ	C4AZ 6362163-GAJ	2
			Blue (medium silver)	C4AZ 6362162-GBB	C4AZ 6362163-GBB	2
			Palomino	C4AZ 6362162-GBC	C4AZ 6362163-GBC	2
			Red	C4AZ 6362162-GAH	C4AZ 6362163-GAH	2
			Turquoise	C4AZ 6362162-GBA	C4AZ 6362163-GBA	2
		"Before 9/16/63"	White-square rear edge	C4SZ 6362162-BBD	C4SZ 6362163-BBD	2
		"From 9/16/63"	White-beveled rear edge	C4SZ 6362162-GBD	C4SZ 6362163-GBD	2
	64	A(57C, 63C, 76B)	Screw-pan head, cross recess-No. 10-12 x 1/2"	52727-S8(U382)	52727-S8(U382)	24
- S -						
	64	S(Manual seat)	Beige (black)	C4SZ 6362162-EAC	C4SZ 6362163-EAC	2
			Beige (black rose)	C4SZ 6362162-EAE	C4SZ 6362163-EAE	2
			Black	C4SZ 6362162-EAB	C4SZ 6362163-EAB	2
			Blue (black)	C4SZ 6362162-EAD	C4SZ 6362163-EAD	2
			Gold (black)	C4SZ 6362162-EAG	C4SZ 6362163-EAG	2
			Turquoise (black)	C4SZ 6362162-EAF	C4SZ 6362163-EAF	2
			White	C4SZ 6362162-EBD	C4SZ 6362163-EBD	2

**BODY
SECTION 620**
FORD CAR PARTS

GROUP NUMBER	YEAR	BODY TYPE	DESCRIPTION	PART NUMBER		QTY.
				RIGHT HAND	LEFT HAND	
62162-3 SHIELD - FRONT SEAT TRACK - continued						
- S -						
64	S	S(Power seat) "Before 9/16/63" "From 9/16/63"	Beige (black)	C4SZ 6362162-BAC	C4SZ 6362163-BAC	2
			Black-square rear edge	C4SZ 6362162-BAB	C4SZ 6362163-BAB	2
			Black-beveled rear edge	C4SZ 6362162-GAB	C4SZ 6362163-GAB	2
			Beige (black rose)	C4SZ 6362162-BAE	C4SZ 6362163-BAE	2
			Blue (black)	C4SZ 6362162-BAD	C4SZ 6362163-BAD	2
			Gold (black)	C4SZ 6362162-BAG	C4SZ 6362163-BAG	2
			Turquoise (black)	C4SZ 6362162-BAF	C4SZ 6362163-BAF	2
			White-square rear edge	C4SZ 6362162-BBD	C4SZ 6362163-BBD	2
			White-beveled rear edge	C4SZ 6362162-GBD	C4SZ 6362163-GBD	2
			64	S		Screw-pan head, cross recess No. 10-12 x 1/2"
62168-9 SUPPORT - FRONT SEAT CUSHION SIDE SHIELD - FRONT						
- A -						
62	A(65B, 76B)	Bucket seat		C1SB 6362168-A	C1SB 6362169-A	2
63	A(63C, 65B, 71G, 71H, 75C, 76B)					2
60/61	A	Full width seat		C0AB 6462168-E	C0AB 6462169-E	1
62	A(except 65B, 76B)					1
63	A(54B, 54E, 62B, 62E, 71B, 71C)					1
64	A(54B, 62B, 71B, 71C)					1
64	A(54E, 62E) "Before 1/2/64"	Used with colored side shield				1
		Screw-pan head, cross recess-No. 10-12 x 1/2"		52727-S8(U382)	52727-S8(U382)	4
63	A(54A, 62A, 63B, 65A, 71A, 71E, 75A, 76A)	Full width seat		C3AZ 6262168-A	C3AZ 6262169-A	1
64	A(54A, 57B, 62A, 63B, 71A, 71E, 76A)					1
64	A(54E, 62E) "From 1/2/64"	Used with aluminum side shield				1
		Screw-pan head, cross recess-No. 10-12 x 1/2"		52727-S8(U382)	52727-S8(U382)	4
- B -						
62	B(62C)	Bucket seat		C1SB 6362168-A	C1SB 6362169-A	2
63	B(71G)					
		Screw-pan head, cross recess-No. 10 x 12 1/2"		52727-S8(U382)	52727-S8(U382)	4
- S -						
61/63	S	Bucket seat		C1SB 6362168-A	C1SB 6362169-A	2
		Screw-pan head, cross recess-No. 10 x 12 1/2"		52727-S8(U382)	52727-S8(U382)	4
- X -						
61	X(Futura)	Bucket seat		C1SB 6362168-A	C1SB 6362169-A	2
62	X(62C, 64C, 71B)					2
63	X(76B)					2
64/	X(76B, 76D)					2
		Screw-pan head, cross recess-No. 10 x 12 1/2"		52727-S8(U382)	52727-S8(U382)	4

FORD CAR PARTS

BODY SECTION 620

1187

GROUP NUMBER	YEAR	BODY TYPE	DESCRIPTION	PART NUMBER		QTY.
				RIGHT HAND	LEFT HAND	
62186-7 SHIELD - FRONT SEAT CUSHION SIDE						
- A -						
60	A	NOTE 2	Black	C2MY 6262186-AAG	C2MY 6262187-AAG	1
			Blue	C0AB 6462186-C01	C0AB 6462187-C01	1
			Green	C0AB 6462186-C02	C0AB 6462187-C02	1
			Red	C2AZ 6262186-ADH	C2AZ 6262187-ADH	1
			Turquoise	★C0AB 6362186-C07	★C0AB 6362187-C07	1
61	A	NOTE 2	Black	C2MY 6262186-AAG	C2MY 6262187-AAG	1
			Blue	C1AB 6462186-A01	C1AB 6462187-A01	1
			Brown	C1AB 6462186-A05	C1AB 6462187-A05	1
			Gray	★C1AB 6462186-A03	C1AB 6462187-A03	1
			Green	C1AB 6462186-A02	C1AB 6462187-A02	1
			Red	C2AZ 6262186-ADH	C2AZ 6262187-ADH	1
			Turquoise	C1AB 6462186-A04	C1AB 6462187-A04	1
62	A(54A, 62A, 65A, 71A, 71E, 75A)	NOTE 2	Beige	C2AZ 6262186-AAE	C2AZ 6262187-AAE	1
62	A(54B, 62B, 71, 76A)	NOTE 2	Beige	C2AZ 6262186-ABC	C2AZ 6262187-ABC	1
62	A(54A, 62A, 65A, 71A, 71E, 75A, 76A)	NOTE 2	Black	C2MY 6262186-AAG	C2MY 6262187-AAG	1
62	A(54, 62, 65A, 71, 75A, 76A)	NOTE 2	Blue	C2AZ 6262186-AAB	C2AZ 6262187-AAB	1
62	A(54A, 62A, 65A, 75A, 76A)	NOTE 2	Chestnut	★C2AZ 6262186-EAF	C2AZ 6262187-EAF	1
62	A(54B, 62B)	NOTE 2	Gray	C2AZ 6262186-ACA	C2AZ 6262187-ACA	1
62	A(65B, 76B)	NOTE 1	Black	C3AZ 6562186-E	C3AZ 6562187-E	2
62	A(54, 62, 65A, 71B, 71C, 71D, 75A)	NOTE 2	Green	C2AZ 6262186-AAC	C2AZ 6262187-AAC	1
62	A(54, 62, 65, 71B, 71C, 71D, 75A, 76A)	NOTE 2	Red	C2AZ 6262186-ADH	C2AZ 6262187-ADH	1
62	A(except 65B, 71D, 76B)	NOTE 2	Turquoise	C2AZ 6262186-AAD	C2AZ 6262187-AAD	1
63	A(54A, 62A, 63B, 65A, 71A, 71E, 75A, 76A)	NOTE 1	Aluminum	C3AZ 6262186-A	C3AZ 6262187-A	1
			Screw-oval head, cross recess-No. 10-12 x 5/8"	52353-S13(U303)	52353-S13(U303)	8
			Nut-spring, U shape-NO. 10-12	45187-S8(M141)	45187-S8(M141)	2
63	A(54B, 54E, 62B, 62E, 71B, 71C)	NOTE 1	Beige	C3AZ 6262186-E	C3AZ 6262187-E	1
			Blue	C3AZ 6262186-B	C3AZ 6262187-B	1
			Gold	C3AZ 6262186-G	C3AZ 6262187-G	1
			Green	C3AZ 6262186-C	C3AZ 6262187-C	1
			Red	C3AZ 6262186-F	C3AZ 6262187-F	1
			Turquoise	C3AZ 6262186-D	C3AZ 6262187-D	1
63	A(71G, 71H)	NOTE 1	Driver seat-Beige	C3MY 6562186-BBB	C3MY 6562187-ABB	1
			Passenger seat	★C3MY 6562186-ABB	C3MY 6562187-BBB	1
63	A(63C, 65B, 75C, 76B)	NOTE 1	Driver seat-Beige (light rose)	C3AZ 6562186-P	C3AZ 6562187-G	1
			Passenger seat	C3AZ 6562186-G	C3AZ 6562187-P	1
63	A(63C, 65B, 75C, 76B)	NOTE 1	Driver seat-Black	C5DZ 7662186-AGA	C3AZ 6562187-E	1
			Passenger seat	C3AZ 6562186-E	C5DZ 7662187-AGA	1
63	A(63C, 65B, 71G, 71H, 75C, 76B)	NOTE 1	Driver seat-Blue	C3AZ 6562186-H	C3AZ 6562187-A	1
			Passenger seat	C3AZ 6562186-A	C3AZ 6562187-H	1
63	A(63C, 65B, 75C, 76B)	NOTE 1	Driver seat-Chestnut	C3AZ 6562186-J	C3AZ 6562187-B	1
			Passenger seat	C3AZ 6562186-B	C3AZ 6562187-J	1
			Driver seat-Gold	C3AZ 6562186-N	C3AZ 6562187-F	1
			Passenger seat	C3AZ 6562186-F	C3AZ 6562187-N	1

NOTE 1 - Drill 1 13/16" Hole for Switch When Used With Electric Seat and Drill Holes As Required for Moulding
 NOTE 2 - Drill Hole 1 13/16" For Switch When Used With Electric Seat

GROUP NUMBER	YEAR	BODY TYPE	DESCRIPTION	PART NUMBER		QTY.	
				RIGHT HAND	LEFT HAND		
62186-7 SHIELD - FRONT SEAT CUSHION SIDE - continued							
- A -							
	63	A(63C, 65B, 71G, 71H, 75C, 76B) NOTE 1	Driver seat-Red	C3AZ 6562186-L	C3AZ 6562187-L	1	
			Passenger seat	C3AZ 6562186-L	C3AZ 6562187-L	1	
	63	A(63C, 65B, 75C, 76B) NOTE 1	Driver seat-Turquoise	C3AZ 6562186-K	C3AZ 6562187-C	1	
			Passenger seat	C3AZ 6562186-C	C3AZ 6562187-K	1	
	63	A(63C, 75C, 76B) NOTE 1	Driver seat-White	C3AZ 7662186-B	C3AZ 7662187-A	1	
			Passenger seat	C3AZ 7662186-A	C3AZ 7662187-B	1	
	64	A(54B, 54E, 62B, 62E, 71B, 71C) NOTE 1	Beige	C4AZ 6262186-DFD	C4AZ 6262187-DFD	1	
			Blue	C3AZ 6262186-B	C3AZ 6262187-B	1	
			Green	C3AZ 6262186-C	C3AZ 6262187-C	1	
			Red	C3AZ 6262186-F	C3AZ 6262187-F	1	
			Turquoise	C4AZ 6262186-DFG	C4AZ 6262187-DFG	1	
			Screw-pan head, cross recess-No.10-12 x 1/2"	52727-S8(U382)	52727-S8(U382)	4	
			Screw-pan head, slotted-No.10-12 x 1 1/2"	32958-S7-8(U348)	32958-S7-8(U348)	4	
	64	A(54A, 54E, 57B, 62A, 62E, 63B, 71, 76A) NOTE 1	Aluminum	C3AZ 6262186-A	C3AZ 6262187-A	1	
			Screw-oval head, cross recess-No.10-12 x 5/8"	52353-S13(U303)	52353-S13(U303)	6	
			Screw-oval head, cross recess-No.10-16 x 1/2"	52345-S6(U302C)	52345-S6(U302C)	4	
			Nut-spring, U shape - No.10-12	45187-S8(M141)	45187-S8(M141)	2	
	64	A(57C, 63C, 76B)	Driver seat-textured steel-paint to match	C4SZ 6362186-B	*C4SZ 6362187-A R/B C4SZ 6362187-C (8-66)	1	
			Passenger seat-textured steel-paint to match	C4SZ 6362186-C	C4SZ 6362187-B	1	
			Screw-oval head, cross recess-No.10-12 x 5/8"	52353-S13(U303)	52353-S13(U303)	8	
			Screw-pan head, cross recess-No.8-18 x 3/8"	52720-S8(U380)	52720-S8(U380)	8	
			Washer-flat-9/32"(nylon)	358744-S(XX98)	358744-S(XX98)	8	
- B -							
	62	B(62C)	Blue	*C2DZ 6462186-ACF	C2DZ 6462187-ACF	2	
	63	B(71G)	Beige	C3GY 7162186-ABD	C3GY 7162187-ABD	2	
			Blue (light)	C3GY 7162186-ABC	C3GY 7162187-ABC	2	
			Red	C3GY 7162186-ABB	C3GY 7162187-ABB	2	
- S -							
	60	S	NOTE 2	Passenger seat-Black	*C0SB 6362186-A05	1	
	61	S	NOTE 2	Beige	C1SB 6362186-C04	C1SB 6362187-C04	2
				Black	C3SZ 6362186-J	C3SZ 6362187-J	2
				Red	C3SZ 6362186-L	C3SZ 6362187-L	2
	62	S	NOTE 2	Beige	C1SB 6362186-C04	C1SB 6362187-C04	2
				Black	C3SZ 6362186-J	C3SZ 6362187-J	2
				Blue (light)	*C2SZ 6362186-AAB	C2SZ 6362187-AAB	2
				Blue (light silver)	C2SZ 6362186-ACA	*C2SZ 6362187-ACA	2
				Chestnut	*C2SZ 6362186-ABG	C2SZ 6362187-ABG	2
				Red	C3SZ 6362186-L	C3SZ 6362187-L	2
				Turquoise	C2SZ 6362186-AAD	C2SZ 6362187-AAD	2
				Screw-pan head, cross recess-No.10-12 x 1/2"	52727-S8(U382)	52727-S8(U382)	16

NOTE 1 - Drill 1 13/16" Hole For Switch When Used With Electric Seat and Drill Holes As Required For Moulding
NOTE 2 - Drill Hole 1 13/16" For Switch When Used With Electric Seat

FORD CAR PARTS

**BODY
SECTION 620**

1189

GROUP NUMBER	YEAR	BODY TYPE	DESCRIPTION	PART NUMBER		QTY.
				RIGHT HAND	LEFT HAND	
62186-7 SHIELD - FRONT SEAT CUSHION SIDE - continued						
63	S	NOTE 1	Beige (light)	C3SZ 6362186-H	C3SZ 6362187-H	2
			Beige (light rose)	C3SZ 6362186-E	C3SZ 6362187-E	2
			Black	C3SZ 6362186-J	C3SZ 6362187-J	2
			Blue (light)	C3SZ 6362186-F	C3SZ 6362187-F	2
			Blue (medium)	C3SZ 6362186-A	C3SZ 6362187-A	2
			Blue (medium silver)	C3SZ 6362186-C	C3SZ 6362187-C	2
			Chestnut	C3SZ 6362186-K	C3SZ 6362187-K	2
			Gold	C3SZ 6362186-D	C3SZ 6362187-D	2
			Red	C3SZ 6362186-L	C3SZ 6362187-L	2
			Turquoise (light)	C3SZ 6362186-G	C3SZ 6362187-G	2
			Turquoise (medium)	C3SZ 6362186-B	C3SZ 6362187-B	2
			White	C3SZ 6362186-M	C3SZ 6362187-M	2
64	S	Driver-seat-textured steel-paint to match	C4SZ 6362186-B	C4SZ 6362187-C	1	
		Passenger seat-textured steel-paint to match	C4SZ 6362186-C	C4SZ 6362187-B	1	
- X -						
61	X(Futura)	Red	C3GY 7162186-ABB	C3GY 7162187-ABB	2	
62	X(62C, 64C, 71B-Bucket Seats)	Blue	C2DZ 6462186-ACF	C2DZ 6462187-ACF	2	
		Red	C3GY 7162186-ABB	C3GY 7162187-ABB	2	
63	X(76B)	Black	C3AZ 6562186-E	C3AZ 6562187-E	2	
		Blue	C3DZ 7662186-A	C3DZ 7662187-A	2	
		Gold	C3DZ 7662186-E	C3DZ 7662187-E	2	
		Red	C5DZ 7662186-AGB	C5DZ 7662187-AGB	2	
		Turquoise	C3DZ 7662186-B	C3DZ 7662187-B	2	
64	X(76B, 76D)	Black	C5DZ 7662186-AGA	C5DZ 7662187-AGA	2	
		Blue	C4DZ 7662186-AFC	C4DZ 7662187-AFC	2	
		Palomino	C4DZ 7662186-AFE	C4DZ 7662187-AFE	2	
		Red	C5DZ 7662186-AGB	C5DZ 7662187-AGB	2	
		Turquoise	C4DZ 7662186-AFD	C4DZ 7662187-AFD	2	
		Screw-pan head, cross recess-No. 10-12 x 1/2"	52727-S8(U382)	52727-S8(U382)	16	
61	A, S, X	Screw-pan head, cross recess-No. 10-12 x 1/2"	52727-S8(U382)	52727-S8(U382)	16	
62	A, B(62C), X(62C, 64C, 71B)	Screw-pan head, cross recess-No. 10-12 x 1/2"	52727-S8(U382)	52727-S8(U382)	6or8	
62190 SUPPORT - FRONT SEAT CUSHION SIDE SHIELD - CENTER						
63	A(54A, 62A, 63B, 65A, 71A, E, 75A, 76A)	Used with aluminum side shield	C3AZ 6262190-A	C3AZ 6262190-A	2	
64	A(54A, 57B, 62A, 63B, 71, 76A)		2			
64	A(54E, 62E)"From 1/2/64"		2			
		Screw-pan head, cross recess-No. 10-12 x 1/2"	52727-S8(U382)	52727-S8(U382)	4	
62194-5 SUPPORT - FRONT SEAT CUSHION SIDE SHIELD REAR						
- A -						
62	A(65B, 76B)		C2AZ 7662194-A	C2AZ 7662195-A	2	
63	A(63C, 65B, 71G, H, 75C, 76B)				2	
- B -						
62	B(62C)	Bucket seat	C2DZ 6462194-A	C2DZ 6462195-A	2	
63	B(65B, 71G)				2	
62	B(62C)	Screw-pan hd. . cross	★52735-S8	★52735-S8	12	
63	B(65B, 71G)	recess-No. 10-12 x 5/8"			12	
- S -						
61/63	S		C1SB 6362194-B	C1SB 6362195-B	2	
		Screw-pan hd. . cross recess-No. 10-12 x 5/8"	★52735-S8	★52735-S8	12	

NOTE 1 - Drill 1 13/16" Hole For Switch When Used With Electric Seat and Drill Holes As Required For Moulding

GROUP NUMBER	YEAR	BODY TYPE	DESCRIPTION	PART NUMBER		QTY.
				RIGHT HAND	LEFT HAND	
62194-5 SUPPORT - FRONT SEAT CUSHION SIDE SHIELD - REAR - continued						
		- X -				
	62	X(62C, 64C, 71B)	Bucket seat	C2DZ 6462194-A	C2DZ 6462195-A	2
	63	X(76B) "Before 11/7/62"				2
	63	X(76B) "From 11/7/62"		C2AZ 7662194-A	C2AZ 7662195-A	2
	64/	X(76B, 76D)				2
	62	X(62C, 64C, 71B)	Screw-pan head, cross	*52735-S8	*52735-S8	12
	63	X(76B)	recess-no. 10-12 x 5/8"			12
	64	X(76B, 73D)				12
62198-9 EXTENSION - FRONT SEAT CUSHION SIDE SHIELD						
	63	A(54A, 62A, 63B, 65A, 71A, 71E, 75A)	Beige	C3AZ 6262198-F	C3AZ 6262199-F	1
	63	A(54A, 62A, 63B, 65A, 75A, 76A)	Black	C3AZ 6262198-A	C3AZ 6262199-A	1
	63	A(54A, 62A, 63B, 65A, 71A, 71E, 75A, 76A)	Blue	C3AZ 6262198-C	C3AZ 6262199-C	1
	63	A(54A, 62A, 63B, 65A, 75A, 76A)	Chestnut	C3AZ 6262198-G	C3AZ 6262199-G	1
	63	A(54A, 62A, 63B, 65A, 75A, 76A)	Gold	C3AZ 6262198-D	C3AZ 6262199-D	1
	63	A(54A, 62A, 63B, 65A, 71A, 71E, 75A, 76A)	Red	C3AZ 6262198-B	C3AZ 6262199-B	1
	63	A(54A, 62A, 63B, 65A, 71A, 71E, 75A, 76A)	Turquoise	C3AZ 6262198-E	C3AZ 6262199-E	1
	63	A(54A, 62A, 63B, 65A, 71A, 71E, 75A, 76A)	Screw-pan hd. . slotted- No. 10-12 x 3/4"	32938-S7(U345)	32938-S7(U345)	4
			Nut-spring, J shape- No. 10-12	45143-S8(M129)	45143-S8(M129)	4
	64	A(54A, 57B, 62A, 63B, 71, 76A)	Beige	C4AZ 6262198-AFF	C4AZ 6262199-AFF	1
	64	A(54A, 57B, 62A, 63B, 71, 76A)	Black	C3AZ 6262198-A	C3AZ 6262199-A	1
	64	A(54A, 54E, 57B, 62A, 62E, 63B, 71, 76A)	Blue (medium)	C3AZ 6262198-C	C3AZ 6262199-C	1
	64	A(54A, 57B, 62A, 63B, 71A, 71E, 76A)	Blue (silver)	C4AZ 6262198-AFH	C4AZ 6262199-AFH	1
	64	A(54A, 57B, 62A, 63B, 71, 76A)	Palomino	C4AZ 6262198-AFJ	C4AZ 6262199-AFJ	1
	64	A(54A, 54E, 57B, 62A, 62E, 63B, 71, 76A)	Red	C3AZ 6262198-B	C3AZ 6262199-B	1
	64	A(54A, 57B, 62A, 63B, 71, 76A)	Turquoise	C4AZ 6262198-AFG	C4AZ 6262199-AFG	1
	64	A(54A, 54E, 57B, 62A, 62E, 63B, 71, 76A)	Screw-pan hd. . slotted- No. 10-12 x 3/4"	32938-S7(U345)	32938-S7(U345)	4
			Nut-spring, J shape- No. 10-12	45143-S8(M128)	45143-S8(M129)	4
GROUP NUMBER	YEAR	BODY TYPE	DESCRIPTION	PART NUMBER		QTY.
62286-7 SUPPORT - REAR SEAT BACK STOP						
	60	A(59C, 71F, 71H)	L. H. -refer to Groups 631A03 & 631A05			
		"Before 12/1/59"				
		"From 12/1/59"	Refer to Group 61328			
	60	A(59C, 71)	Refer to Group 61328-9			
	60/	X(59, 71)		C0DZ 5962286-A		1
62292-3 COVER - REAR SEAT BACK STOP SUPPORT						
	60	A(59C, 71F, 71H)	R. H. -used with full seat	*C0AB 5962292-AP		1
		"Before 12/1/59"				
	60	A(59C, 71)	L. H. -refer to Group 631A05			
			Refer to Group 61328-9			
	60/	X(59, 71)		C0DB 5962292-AP		1
62296-7 SUPPORT - FRONT SEAT BACK SIDE SHIELD - LOWER						
	63	A(54A, 62A, 63B, 65A, 71A, 71E, 75A, 76A)	R. H.	C3AZ 6262296-A		1
	64	A(54A, 57B, 62A, 63B, 71, 76A)	Used with aluminum side shield			1
	64	A(54E, 62E) "From 1/2/64"	L. H.	C3AZ 6262297-A		1
			Screw-pan head, cross recess-No. 10-12 x 1/2"	52727-S8(U382)		2
			Nut-spring-No. 10-12	*376286-S2		2

FORD CAR PARTS

**BODY
SECTION 620**

1191

GROUP NUMBER	YEAR	BODY TYPE	DESCRIPTION	PART NUMBER	QTY.
62332 SUPPORT ASSY. - REAR SEAT BACK					
	60/64	A(76)		C2AZ 7662332-A	1
	63/	X(76)		C3DZ 7662332-B	1
62406 BRACE - REAR SEAT BACK SUPPORT					
	64	A(76)		C4AZ 7662406-A	2
62416 SUPPORT - REAR SEAT BACK REAR TO FLOOR					
	63/	X(76)		C3DZ 7662416-A	1
62418-9 HANDLE ASSY. - REAR SEAT BACK LATCH					
	62	A(71B, 71D, 71E)	R. H.	C2AZ 7162418-B	1
	63	A(71B, 71E, 71G), B(71)			1
	64	A(71B, 71E), B(71)			1
			L. H.	C2AZ 7162419-B	1
62426-7 STOP ASSY. - REAR SEAT BACK - Paint to Match					
- A -					
	60	A(59C, 71F, 71H) "Before 12/1/59"	R. H. -used with full seat	B9MB 7762426-AP	1
	60	A(59C, 71F, 71H) "From 12/1/59"	R. H. -used with full seat-refer to Group 61328-9		
	60	A(59C, 71E, 71G)	L. H. -used with full seat-refer to Group 631A05		
	60	A(59C, 71) "Before 7/1/60"	R. H. -used with split seat	B9MB 7762426-AP	1
			L. H.	★ B9MB 7762427-AP	1
	60	A(59C, 71) "From 12/1/59"	Bumper	B5A 16769-A	1or2
	60	A(59C, 71) "From 12/1/59"	Bolt-hex, washer head-5/16"-24 x 1 1/8"	353483-S2(BB588)	3or6
	60	A(59C, 71F, 71H) "From 7/1/60"	R. H. -used with full seat	C0AB 5962426-CP	1
	61	A(59C, 71F, 71G, 71H, 71J)	L. H. -refer to Group 631A05		1
	60/61	A(59C, 71) "From 7/1/60"	R. H. -used with split seat	C3AZ 7162426-A	1
	62	A(71)			1
			L. H.	C0AB 7162427-EP	1
	60/61	A(59C, 71) "From 7/1/60"	Bumper	370374-S(CC20)	1or2
	63	A(71A, 71C, 71H)	R. H.	C3AZ 7162426-A	1
	64	A(71A, 71C)			1
			L. H.	C3AZ 7162427-A	1
	60/64	A(59C, 71) "From 7/1/60"	Nut-blind-5/16"-24	34179-S13(M5)	3or6
	60/64	A(59C, 71)	Lockwasher-spring-5/16"	34806-S7(X64)	3or6
	60/64	A(59C, 71)	Washer-flat-5/16"	44722-S8(X19)	3or6
	62/64	A(71A, 71C, 71H)	Bumper -3/4" O.D. x 7/8" long	374218-S(CC27)	2
- X -					
	60/	X(59, 71)		C1DZ 5962426-B	1
			Bolt-hex, washer head-5/16"-24 x 1 1/8"	353483-S2(BB588)	3
62430 BUMPER - REAR SEAT BACK					
- A -					
	60/61	A(59C, 59E, 71)	Spare wheel well panel or auxillary floor panel	C0AB 5962430-A	2or4
	62/64	A(71)			2or4
	62	A(71B, 71D, 71E)	Sides of rear seat back-1 11/32" long	C2AB 7162430-A	2
	63	A(71B, 71E, 71G)			2
	64	A(71B, 71E)			2
	62	A(71B, 71D, 71E)	Floor pan-1 7/8" long	C3AZ 7162430-B	2
	63	A(71B, 71E, 71G)			2
	64	A(71B, 71E)			2
- B -					
	63/64	B(71)	1 3/8" long	C3OZ 7162430-B	2

GROUP NUMBER	YEAR	BODY TYPE	DESCRIPTION	PART NUMBER	QTY.	
62440-1 STRIKER - REAR SEAT BACK LATCH						
- A -						
	62	A(71B, D, E)		C2AZ 7162440-A	2	
	63	A(71B, E, G)			2	
	64	A(71B, E)			2	
	62/64	A(71B, D, E, G)	Plate assy. (anchor)	C2AZ 7161328-A	2	
	62/	A(71), B(71)	Washer-flat-5/16"	44722-S8(X19)		
	62/	A(71), B(71)	Lockwasher-spring-5/16"	34806-S7(X64)	4	
	62/	A(71), B(71)	Nut-blind-5/16"-24	34179-S13(M5)		
	62/	A(71)	Bolt-carriage-5/16"-24 x 3/4"	23379-S8(B25)		
- B -						
	63/	B(71)	R. H.	C3OZ 7162440-A	1	
			L. H.	C3OZ 7162441-A	1	
	63/64	B(71)	R. H. -Plate assy. (anchor)	C3OZ 7161328-A	1	
			L. H. -Plate assy. (anchor)	C3OZ 7161329-A	1	
	63/	B(71)	Bolt-carriage-5/16"-24 x 1"	23409-S7(B26)	4	
GROUP NUMBER	YEAR	BODY TYPE	DESCRIPTION	PART NUMBER		QTY.
62454-5 SUPPORT - REAR SEAT BACK SIDE MOULDING						
	64	A(57C)		C4AZ 5762454-A	C4AZ 5762455-A	1
	64	A(63C)		C4AZ 6362454-A	C4AZ 6362455-A	1
GROUP NUMBER	YEAR	BODY TYPE	DESCRIPTION	PART NUMBER	QTY.	
62868 RETAINER ASSY. - BACK OF FRONT SEAT ASH RECEPTACLE						
	60	A(54A, 58A, E, 71, 75A)		C0AB 5862868-A	1	
	61	A(54A, 58A, 71E, F, G, J, 75A)			1	
	62	A(54, 71, 75A), B(54)			1	
	60/62	X(58A, 71)			1	
	63	A(54, 71, 75A), B(54, 71), X(54, 71A, B, C)			1	
	64	A(54, 57B, 71), B(54, 71)			1	
	64/	X(54, 71)			1	
	60/61	A(54, 58, 71, 75), X(58, 71)	Screw-oval head, cross recess-No. 8-15 x 1 1/2"	52388-S13(U298)	2	
	62	A(54, 71, 75), B(54), X(58, 71)			2	
	63	A(54, 71, 75), B(54, 71), X(54, 71)			2	
	64	A(54, 57, 71), B(54, 71), X(54, 71)			2	
62876 RECEPTACLE ASSY. - FRONT SEAT BACK ASH - Paint to Match						
	60	A(54A, 58A, E, 71, 75A)		C0AB 5862876-BP	1	
	61	A(54A, 58A, 71E, F, G, J, 75A)			1	
	62	A(54, 71, 75A), B(54)			1	
	60/62	X(58A, 71)			1	
	63	A(54, 71, 75A), B(54, 71), X(54, 71A, B, C)			1	
	64	A(54, 57B, 71), B(54, 71)			1	
	64/	X(54, 71)			1	
63036 PIN - REAR SEAT CUSHION PIVOT						
	60/61	A(71E, G)	R. H. -seat	BA 7963036-A	1	
	60/61	A(59C, 71F, H)	Used with split seat		1	
	62	A(71)	Used with split seat		1	
	63	A(71A, C, H)			1	
	64	A(71A, C)			1	
			Pin-self locking-1/16" x 15/16"	352358-S(NN127)	1to10	
			Washer-wave-7/16"	356383-S7(XX362)	1to10	
631A02-3 BRACKET - REAR SEAT BACK STOP TO WHEELHOUSE						
	60/64	X(59, 71)		C0DB 59631A03-A	1	

FORD CAR PARTS

**BODY
SECTION 620**

1193

GROUP NUMBER	YEAR	BODY TYPE	DESCRIPTION	PART NUMBER	QTY.
631A05 COVER - REAR SEAT BACK STOP TO WHEELHOUSE - Paint to Match					
	60/61	A(59C, 71F, H, J)	R. H. -refer to group 62292-3 L. H. -used with full seat	*C0AB 59631A05-BP	1
	60/61	A(59C, 71F, H, J)	Screw-pan head, cross recess-No. 6-32 x 3/8"	*51754-S8	1
63370 RETAINER - REAR SEAT CUSHION - FRONT					
	60/	A, B, S, X	Bend to fit	C5AZ 6263370-A	2
63501 ORNAMENT and STRAP ASSY. - FRONT OR REAR SEAT BACK					
	62	A(65B, 76B)	Front seat back	C2AZ 7663501-A	6
	63	A(63C, 65B, 75C, 76B)			6
	62	A(65B, 76B)	Rear seat back	C2AZ 7663501-B	8
	63	A(63C, 65B, 75C, 76B)			8
63520 RETAINER - FRONT or REAR SEAT BACK BUTTON and STRAP - Also Refer to Group 64462					
	63/	S	Front seat backs-Chrome plated	C3SZ 6363520-A	2
	63	S	Rear seat back		2
	64/	S	Package tray		1
63846 PAD ASSY. - REAR SEAT CUSHION LOWER					
	60/61	A(58A, E-Police and Taxi)		C0AB 5863846-A	1
64824 ORNAMENT - FRONT and REAR SEAT BACK					
- A -					
	63	A(54A, 62A, 63B, 65A, 71A, E, G, H, 75A, 76A)	Front seat back-1 3/8" long-includes attaching parts	C3AZ 6264824-A	8
	63	A(54A, 62A, 63B, 65A, 71A, E, G, H, 75A)	Rear seat back		8
	63	A(76A)	Rear seat back		6
	63	A(54A, 71A, E, 75A)	Front seat back-4 11/32" long-includes attaching parts	C3AZ 6264824-B	1
	63	A(54A, 62A, 63B, 65A, 71E, 75A, 76A)	Rear seat back		1
	64	A(57C, 63C, 78B)	Front seat backs-chrome plated-oval shaped-11/16" x 2 1/2"-includes attaching parts	C4AZ 6364824-A	2
			Rear seat backs		2
			Nut-spring-3/32"	45032-S2(M116)	4or8
- B -					
	63	B(65B)	Front seat back	C3OZ 6564824-A	2
			Rear seat back		2
	64	B(54B, 65)	Front seat backs-chrome plated-13/16" x 4"-includes attaching parts	C4OZ 6264824-A	1or2
	64	B(54B, 62B, 65)	Rear seat backs		1or2
			Nut-spring-3/32"	45032-S2(M116)	4or8
- S -					
	63	S(63A, 76A)	Front seat backs-Beige (light)	C3SZ 6364824-C	2
			Rear seat back		2
	63	S(63A, 76A)	Front seat backs-Beige (light rose)	C3SZ 6364824-J	2
			Rear seat back		2
	63	S(63A, 76A)	Front seat backs-Black	C3SZ 6364824-D	2
			Rear seat back		2
	63	S(63A, 76A)	Front seat backs-Blue (light)	C3SZ 6364824-A	2
			Rear seat back		2
	63	S(63A, 76A)	Front seat backs-Blue (light silver)	C3SZ 6364824-E	2
			Rear seat back		2
	63	S(63A, 76A)	Front seat backs-Chestnut (medium)	C3SZ 6364824-F	2
			Rear seat back		2
	63	S(63A, 76A)	Front seat backs-Gold (light)	C3SZ 6364824-H	2
			Rear seat back		2
	63	S(63A, 76A)	Front seat backs-Red	C3SZ 6364824-G	2
			Rear seat back		2
	63	S(63B)	Front seat back-Rosewood	C3SZ 6364824-L	2
			Rear seat back		2

**BODY
SECTION 620**
FORD CAR PARTS

GROUP NUMBER	YEAR	BODY TYPE	DESCRIPTION	PART NUMBER	QTY.
64824	ORNAMENT - FRONT and REAR SEAT BACK - continued				
63	S(63A, 76A)		Front seat backs-Turquoise (light)	C3SZ 6364824-B	2
			Rear seat back		2
63	S(63B)		Front seat backs-Walnut	C3SZ 6364824-K	2
			Rear seat back		2
63	S		Retainer	C3SZ 6363520-A	4
			Plate-mounting	C3SZ 6364825-A	4
			Nut-spring-3/32"	371001-S2 (MM265B)	8
64/	S		Front seat backs-refer to Group 64824 in Soft Trim Section		
			Package tray-refer to Group 465A38 in Soft Trim Section		
- X -					
61	X(Futura)		Front seat backs-includes attaching parts	C1DB 6464824-A	2
62	X(62C, 64C, 71B-Bucket seat)		Front seat back		2
61	X(Futura)		Rear seat back		2
62	X(62C, 64C, 71B-Bucket seat)		Rear seat back		2
63	X(62C, 63C, 71D, 76B)		Front seat backs-includes attaching parts	C3DZ 6264824-A	2
			Rear seat back		2
			Nut-spring-3/32"	371001-S2 (MM265B)	6
64	X(54B, 62C, 63C, D, 66H, 71B, C, 76B, D)		Front seat backs-chrome plated-7/8" x 5" - includes attaching parts	C4DZ 6264824-A	1or2
64	X(54B, 62B, C, 63, 66H, 71B, C, 76)		Rear seat backs		1
64825	PLATE - FRONT and REAR SEAT BACK ORNAMENT MOUNTING				
63	S		Front seat backs	C3SZ 6364825-A	2
			Rear seat backs		2
64/	S		Front seat backs	C4SZ 6364825-A	2or4
65206	MOULDING ASSY. - FRONT SEAT BACK - INCLUDES ATTACHING PARTS				
64	A(57C, 63C, 76B), S		Aluminum	C4SZ 6365206-A	2
			Clip-trim	358372-S3(GG120)	18
			Screw-oval head, cross recess-No. 8-32 x 3/8"	376378-S100(UU97)	18
66649	ORNAMENT - REAR SEAT BACK				
60	S			C0SB 6366649-A	1
61	S		Refer to Group 606A08		
66700	SPRING ASSY. - REAR SEAT BACK				
64	A(54, 62-Police and Taxi)		Heavy duty	C4AZ 6266700-A	1
667A02	BRACKET - REAR SEAT BACK SPRING HANGER				
60/61	A(59C, 71F, 71G, 71H, 71J)			*C0AB 59667A02-A	2or3
			Screw-pan head, cross recess-No. 10-18 x 1/2"	52727-S8(U382)	4or6
67132	EXTENSION - REAR SEAT BACK CENTER ARM REST PANEL				
64/	S			C4SZ 6367132-A	1
			Screw-round, washer head-No. 10-12 x 1/2"	*373114-S2(RK41)	8
67234	SPRING - REAR SEAT BACK CENTER ARM REST				
64/	S			C4SZ 6367234-A	1
67248	PANEL - REAR SEAT BACK CENTER ARM REST				
64/	S			C4SZ 6367248-A	1
67254	REINFORCEMENT - REAR SEAT BACK CENTER ARM REST FLAP				
64/	S		Improvise from spring steel		1
67273	PAD ASSY. - REAR SEAT BACK CENTER ARM REST				
64/	S			*C4SZ 6367273-A	1
67300	HINGE ASSY. - REAR SEAT BACK CENTER ARM REST				
64/	S			C4SZ 6367300-B	1
67302	HINGE - REAR SEAT BACK CENTER ARM REST FLAP LOWER				
64/	S			C4SZ 6367302-A	1
67328	BRACKET ASSY. - REAR SEAT BACK CENTER ARM REST PANEL TO FLOOR				
64/	S			C4SZ 6367328-A	1

INDEX

INCLUDED IN THIS INDEX ARE THE FOLLOWING MAJOR GROUPS IN THE ORDER SHOWN BELOW:

- | | | |
|---------------------|--------------------|---------------|
| Console | Package Tray | Seat - Front |
| Cowl | Panel - Instrument | Seat - Rear |
| Door - Front | Pillar - Center | Tonneau |
| Door - Rear | Quarter | Top - Folding |
| Floor | Roof | Visor |
| Luggage compartment | Seat - Auxiliary | |

PART NAME	GROUP NUMBER	PART NAME	GROUP NUMBER
COWL		PACKAGE TRAY	
Door (cowl trim panel fuse access)	020A78	Button (package tray trim)	54460
Panel (cowl trim)	02344-5	Panel (package tray trim)	46656
DOOR - FRONT		PANEL - INSTRUMENT	
Panel assy. (front door trim)	23942-3	Attaching kit (instrument panel safety pad)	04200
Pocket kit (door storage)	20130	Filler (instrument panel lower finish panel)	04632
Rest (front door arm)	24140-1	Pad (instrument panel upper)	04290
Windlace (door opening and quarter pillar)	02600	PILLAR - CENTER	
DOOR - REAR		Panel (center body pillar inside finish)	24346-7
Panel assy. (rear door trim)	27406-7	Welt (center body pillar)	243A00
Rest (rear door arm)	27540-1	Windlace (center body pillar)	24486
Strap (rear door assist)	31406	Windlace (center body pillar front)	24486
Windlace (rear door opening)	24544	QUARTER	
FLOOR		Button (quarter arm rest plug)	31690
Carpet (front floor)	13000	Cover (quarter lock pillar flange)	02600
Carpet (front floor side)	13164-7	Cover (quarter trim panel)	31012-3
Carpet (rear floor)	13046	Cover (quarter wheelhouse)-in luggage compartment	31750-1
Carpet (rear floor side)	13150-1	Cover (spare wheel well)	47042
Cover (auxiliary floor)	11583	Panel (quarter trim rear)	31112-3
Cover (seat back & floor)	11488	Panel (quarter upper rear trim)	31112-3
Cover (rear floor pan rear corner extension)	112A52-3	Welt (quarter wheelhouse flange cover)	31466
Cover (rear floor riser)	12040	Windlace (door opening and quarter pillar)	02906
Cover (rear floor spare wheel well panel)	47022	Windlace (quarter pillar)	02600, 31290-1 or 31448-9
Cover set (rear & auxiliary floor)	60925	ROOF	
Mat (auxiliary floor)	13040	Cover (roof outside)	53700
Mat (front floor)	13000	Headlining (roof)	51916
Mat (front floor full width contour) accessory	13086	Panel (roof trim)	51916
Mat (rear floor)	13046	Trim kit (roof panel)	52016
Mat (rear floor rear)	13176	SEAT - AUXILIARY	
Mat (rear floor two piece) accessory	13106	Cover (auxiliary seat back panel floor rear)	60970
Pad (rear floor) all purpose accessory	13051	Cover (auxiliary seat back panel front floor)	60968
LUGGAGE COMPARTMENT		Cover & pad kit (auxiliary seat cushion & back)	64466
Cover (luggage compartment floor center)	45546		
Cover (luggage compartment floor front side)	45454-5		
Cover (luggage compartment floor rear)	45476		
Cover (luggage compartment floor side)	45406-7		
Cover (luggage compartment fuel filler housing)	45489		
Cover (luggage compartment fuel filler pipe)	45568		
Cover (luggage compartment side)	45422		
Cover or mat (luggage compartment floor)	45456		
Lining board (luggage compartment front)	45444		
Lining board (luggage compartment rear)	45522-3		
Lining board (luggage compartment side)	45416-7-23		
Lining board (luggage compartment)-side-front	45547		
Mat (luggage compartment floor)	45456		

**THE SOFT TRIM SECTION INCLUDES ONLY THOSE ITEMS WHICH
WERE AVAILABLE FOR SERVICE AT THE TIME OF PRINTING. ITEMS NOT
SHOWN IN THE CATALOG MUST BE IMPROVISED OR PROCURED LOCALLY.**

1960 TRIM SCHEME CODES

AS LISTED ON PATENT PLATE

CODE	TRIM SCHEME
FORD	
31	Gray Vinyl and Gray Block Stripe Pattern Material Silver Vinyl and Gray Modern Stripe Fabric
32	Blue Vinyl and Blue Block Stripe Pattern Material Blue Vinyl and Blue Modern Stripe Fabric Blue Vinyl and Blue Nylon Faced Fabric Blue Vinyl and Blue Nylon Striped Tweed Fabric Blue Vinyl and Blue Block Thong Nylon Fabric
33	Green Vinyl and Green Block Stripe Pattern Material Green Vinyl and Green Modern Stripe Fabric Green Vinyl and Green Nylon Faced Fabric Green Vinyl and Green Nylon Striped Tweed Fabric Green Vinyl and Green Block Thong Nylon Fabric
34	Beige Vinyl and Beige Modern Stripe Fabric Beige Vinyl and Beige Nylon Faced Fabric Beige Vinyl and Beige Nylon Striped Tweed Fabric
35	Red Vinyl and Red Nylon Striped Tweed Fabric
36	White Vinyl and Black & Silver Nylon Faced Fabric Black Vinyl and Black Nylon Striped Tweed Fabric
37	Turquoise Vinyl and Turquoise Nylon Faced Fabric Turquoise Vinyl and Turquoise Nylon Striped Tweed Fabric Turquoise Vinyl and Turquoise Block Thong Nylon Fabric
38	Yellow Vinyl and Yellow Nylon Striped Tweed Fabric
39	Orchid Vinyl and Orchid Nylon Striped Tweed Fabric
41	Gray All Vinyl (Trim code not stamped on Patent Plate)
42	Blue All Vinyl
44	Beige All Vinyl Beige Vinyl and Beige Wicker Vinyl Beige Vinyl and Beige Tweed Print Vinyl
45	Black and Red All Vinyl White Vinyl and Red Tweed Print Vinyl White and Red All Vinyl
46	Black All Vinyl
47	Turquoise All Vinyl
48	Yellow and Black All Vinyl
49	Orchid All Vinyl
55	Red and White Vinyl
56	Black and White Vinyl
62	Blue Vinyl and Blue Striped Thong Woven Plastic Blue Vinyl and Blue Dash-Pattern Woven Plastic
63	Green Vinyl and Green Striped Thong Woven Plastic Green Vinyl and Green Dash-Pattern Woven Plastic
67	Turquoise Vinyl and Turquoise Dash-Pattern Woven Plastic
321	Blue Vinyl and Blue Nylon Striped Tweed Fabric
331	Green Vinyl and Green Nylon Striped Tweed Fabric
341	Beige Vinyl and Beige Nylon Striped Tweed Fabric
361	Black Vinyl and Black Nylon Striped Tweed Fabric
371	Turquoise Vinyl and Turquoise Nylon Striped Tweed Fabric

1960 TRIM SCHEME CODES - continued

AS LISTED ON PATENT PLATE

CODE	TRIM SCHEME
THUNDERBIRD	
52	Dark and Light Blue All Vinyl
53	Dark and Light Green All Vinyl
54	Dark and Light Beige All Vinyl
55	Red and White All Vinyl
56	Black and White All Vinyl
57	Dark and Light Turquoise All Vinyl
72	Dark Blue Vinyl and Light Blue Nylon Cord Fabric
73	Dark Green Vinyl and Light Green Nylon Cord Fabric
74	Dark Beige Vinyl and Light Beige Nylon Cord Fabric
76	Black Vinyl and Light Gray Nylon Cord Fabric
77	Dark Turquoise Vinyl & Light Turquoise Nylon Cord Fabric
84	Light Beige All Genuine Leather
85	Red All Genuine Leather
86	Black All Genuine Leather
87	Turquoise All Genuine Leather
FALCON	
11	Light Gray Vinyl and Gray Bar-Pattern
21	Light Gray Vinyl and Gray Nylon Tweed Fabric
22	Light Blue Vinyl and Blue Nylon Tweed Fabric
23	Light Green Vinyl and Green Nylon Tweed Fabric
30	Silver Vinyl and Gray Block Pattern Fabric
32	Light Blue Vinyl and Blue Block Pattern Fabric
33	Light Green Vinyl and Green Block Pattern Fabric
54	Light Beige Vinyl and Beige Western Vinyl
55	White and Red All Vinyl
56	White and Black All Vinyl
94	Beige Vinyl and Beige Nylon Faced Fabric
96	White Vinyl and Black and Silver Nylon Faced Fabric
221	Blue Vinyl and Blue Nylon Faced Fabric
231	Green Vinyl and Green Nylon Faced Fabric

FORD CAR PARTS

1960 SOFT TRIM

1199

BODY TYPE	R/L	PART NUMBER LESS SUFFIX	TRIM CODES, COLORS and APPLICABLE PART NUMBER SUFFIXES													Q T Y.	
			SECOND CHARACTER of TRIM CODE										ALL CODES	ALL CODES	OTHER		OTHER
TRIM CODES			1	2	3	4	5	7	8	9	0	0					
COLORS			GREY	BLUE	GREEN	BEIGE or BROWN	RED	TURQ.	GOLD or YELLOW	CHEST- NUT	SILVER BLUE	ROSE BEIGE	BLACK	WHITE	SEE FOOT- NOTE	SEE FOOT- NOTE	
02344-5 PANEL - COWL TRIM																	
X	R	C1DB 6402344	A04														1
	L	C1DB 6402345	A04														1
02600 WINDLACE - DOOR OPENING and QUARTER PILLAR																	
A, X		C3DZ 7102906				ABG											*
		C1DB 7102906					A14										*
04104 VISOR ASSY. - LESS ARM and BRACKET - UNPADDED																	
A(exc. 76)		C0AB 6404104	C03	C01	C02								C09				2
		C0AB 7104104						C07									2
X		C0DB 6404104	D01	D02	D03												2
		C0DB 5904104											D07				2
04104 VISOR ASSY. - LESS ARM and BRACKET - PADDED																	
A(exc. 76)		C0AB 6404104	B03	B01										B09			2
S(63A)		C0SB 6304104												B01			2
S(76A)		C0SB 7604104												B01			2
X		C0DB 6404104	E01														2
04290 PAD - INSTRUMENT PANEL UPPER																	
A		C0AB 6404290		B01		B03											1
		C1AB 6204290			C12		C17						C15				1
		C0AB 6304290						B01									1
S		C0SB 6304290		B01			B11							B05			1
X		C3DZ 6204290					ACB							ABF			1
11488 COVER - SEAT BACK and FLOOR																	
A(59, 71)		C0AB 7111488							*A09								AR
13000 MAT - FRONT FLOOR																	
A		C0AB 6413000											C05				1
X		C0DZ 6413000											EAB				1
13046 MAT - REAR FLOOR																	
A		C0AZ 6413046	*BAC											C01			1
		C1AZ 6413046				*DAB											1
A(71)		C2AZ 7113046						CDF									1
X(59, 71)		C0DB 5913046												E07			1
13051 PAD - REAR FLOOR - ALL PURPOSE REVERSIBLE																	
A(59, 71), X(59, 71)		C6AZ 7113051	◇C			◆B								◆A			1
13150-1 CARPET - REAR FLOOR-SIDE																	
S	R	C0SB 6313150												A05			1
	L	C0SB 6313151												A05			1
13164-7 CARPET - FRONT FLOOR - SIDE																	
S	R	C0SB 6313164						A11						A05			1
	L	C0SB 6313167						A11						A05			1

◇ Blue and Grey

◆ Brown and Green

● Charcoal and Red

* Cut to fit

BODY TYPE	R/ L	PART NUMBER LESS SUFFIX	TRIM CODES, COLORS and APPLICABLE PART NUMBER SUFFIXES												Q T Y.	
			SECOND CHARACTER of TRIM CODE													
TRIM CODES			1	2	3	4	5	7	8	9	0	ALL CODES	ALL CODES	OTHER	OTHER	
COLORS			GREY	BLUE	GREEN	BEIGE or BROWN	RED	TURQ.	GOLD or YELLOW	CHEST- NUT	SILVER BLUE	ROSE BEIGE	BLACK	WHITE	SEE FOOT- NOTE	SEE FOOT- NOTE
13176 MAT - REAR FLOOR - REAR																
X(59,71)		C2DZ 5913176											BCD			1
20130 POCKET KIT - DOOR STORAGE - DRAW STRING TYPE - INCLUDES ATTACHING PARTS																
A,S,X		C3RZ 6220130											A			1
		C6AZ 6220130		D		B		C		A						1
24140-1 REST - FRONT DOOR ARM - INCLUDES ATTACHING PARTS																
A	R	C3OZ 6224140						ABC								1
	L	C1AB 6224141											A15			1
X-"Before 5/16/60"	R	C0DB 6424140	A01													1
	L	C0DB 6424141	A01	A02												1
X-"From 5/16/60"	R	C0DB 6424141	A01	A02												1
	L	C0DB 6424140	A01													1
X	R	C5TZ 8124140						AGA								1
	L	C5TZ 8124141						AGA								1
	R	C8TZ 8124140											ACH			1
	L	C8TZ 8124141											ACH			1
243A00 WELT - CENTER BODY PILLAR																
X(58,71)		C0DB 58243A00											C			4
24346-7 PANEL - CENTER BODY PILLAR INSIDE FINISH - Refer to Group in Body Section																
31113 PANEL - QUARTER TRIM - REAR																
X(59,71)	L	C5DZ 5931113						BGC						BGB		1
31290-1 WINDLACE - QUARTER LOCK PILLAR - Refer to Group 02600																
31466 WELT - QUARTER WHEELHOUSE FLANGE COVER																
X(58,64)								Cut 13.75" from C0DB 58243A00-C								2
45456 MAT - LUGGAGE COMPARTMENT FLOOR																
A(exc. 59,71)		C0AB 6445456	A01													1
X(58,64)		C1DB 6445456	B01													1
51916 HEADLINING - ROOF																
A		C1AB 6451916	A03	A01												1
X		C0DB 6451916	A01													1
52300 BINDING - FOLDING TOP and BELT RAIL																
A(76),S(76A)		C2SZ 7652300											A01	A02		AR
A,S	R	C0AB 76514A00-B	Binding trim tip													AR
	L	C0AB 76514A01-B	Binding trim tip													AR
60706 PANEL - REAR SEAT BACK TO PACKAGE TRAY FINISH - Refer to Group in Body Section																
60925 SET - VINYL FLOOR COVER - Refer to Group 11488																
61634 COVER - FRONT SEAT BACK PIVOT																
S	R	C0SB 6361634											C05			1
62140-1 SHIELD - SEAT CUSHION SIDE - INNER REAR - Refer to Group in Body Section																
62186-7 SHIELD - SEAT CUSHION SIDE - OUTER - Refer to Group in Body Section																
62254-5 SHIELD - SEAT CUSHION SIDE - INNER FRONT - Refer to Group in Body Section																

**THE SOFT TRIM SECTION INCLUDES ONLY THOSE ITEMS WHICH
WERE AVAILABLE FOR SERVICE AT THE TIME OF PRINTING. ITEMS NOT
SHOWN IN THE CATALOG MUST BE IMPROVISED OR PROCURED LOCALLY.**

1961 TRIM SCHEME CODES

AS LISTED ON PATENT PLATE

CODE	TRIM SCHEME
FORD	
04	Brown Morocco Grain Vinyl and Brown Strawgrain Vinyl
04A	Beige Vinyl and Beige Wicker Vinyl
11	Gray Vinyl and Gray Stripe Nylon Fabric
11A	Gray Metallic Vinyl and Gray Slat Pattern Nylon Fabric - Not Pleated
11B	Gray Vinyl and Gray Block Stripe Pattern Fabric
11C	Silver Vinyl and Gray Modern Stripe Fabric
12	Blue Vinyl and Blue Stripe Nylon Fabric
12A	Blue Metallic Vinyl and Blue Slat Pattern Nylon Fabric - Not Pleated
13	Green Vinyl and Green Stripe Nylon Fabric
13A	Green Metallic Vinyl and Green Slat Pattern Nylon Fabric - Not Pleated
13B	Green Vinyl and Green Modern Stripe Fabric
21	Gray Metallic Vinyl and Gray Slat Pattern Nylon Fabric - Not Pleated
21A	Gray Metallic Vinyl and Gray Slat Pattern Nylon Fabric - Pleated
22	Blue Metallic Vinyl and Blue Slat Pattern Nylon Fabric - Not Pleated
22A	Blue Metallic Vinyl and Blue Slat Pattern Nylon Fabric - Pleated
23	Green Metallic Vinyl and Green Slat Pattern Nylon Fabric - Not Pleated
23A	Green Metallic Vinyl and Green Slat Pattern Nylon Fabric - Pleated
23B	Green Vinyl and Green Nylon Faced Fabric
23C	Green Vinyl and Green Nylon Stripe Tweed Fabric
24	Brown Metallic Vinyl and Brown Slat Pattern Nylon Fabric - Not Pleated
24A	Brown Metallic Vinyl and Brown Slat Pattern Nylon Fabric - Pleated
24B	Brown Metallic Vinyl and Brown Slat Pattern Nylon Fabric - Not Pleated
24C	Beige Vinyl and Beige Modern Stripe Fabric
24D	Beige Vinyl and Beige Nylon Faced Fabric
24E	Beige Vinyl and Beige Nylon Stripe Tweed Fabric
27	Turquoise Metallic Vinyl and Turquoise Slat Pattern Nylon Fabric - Not Pleated
27A	Turquoise Metallic Vinyl and Turquoise Slat Pattern Nylon Fabric - Pleated
27B	Turquoise Metallic Vinyl and Turquoise Slat Pattern Nylon Fabric - Not Pleated
27C	Turquoise Vinyl and Turquoise Nylon Faced
27D	Turquoise Vinyl and Turquoise Nylon Stripe Tweed Fabric
30	White Metallic Vinyl and Black Shimmer Pattern Nylon Cloth
32	Blue Metallic Vinyl and Dark Blue Luster Weave Fabric
33	Green Metallic Vinyl and Dark Green Shimmer Pattern Nylon Cloth
34	Brown Metallic Vinyl and Dark Brown Shimmer Pattern Nylon Cloth
35	White Metallic Vinyl and Red Shimmer Pattern Nylon Cloth
37	Turquoise Metallic Vinyl and Dark Turquoise Shimmer Pattern Nylon Cloth
37A	Turquoise Metallic Vinyl and Dark Turquoise Shimmer Pattern Nylon Cloth
38	Yellow Metallic Vinyl and Black Shimmer Pattern Nylon Cloth
51	Black Vinyl and Gray Crown Pattern Vinyl
62	Light Blue Vinyl and Blue Striped Pattern Woven Plastic
63	Light Green Vinyl and Green Striped Pattern Woven Plastic
63A	Green Vinyl and Green Stripe Thong Woven Plastic
72	Medium Blue Metallic Vinyl and Blue Block Pattern Nylon Cloth
73	Medium Green Metallic Vinyl and Green Block Pattern Nylon Cloth
73A	Green Vinyl and Green Dash Pattern Woven Plastic
73B	Green Vinyl and Green Block Thong Nylon Fabric
77	Medium Turquoise Metallic Vinyl and Turquoise Block Pattern Nylon Cloth
77A	Turquoise Vinyl and Turquoise Dash Pattern Woven Plastic
77B	Turquoise Vinyl and Turquoise Block Thong Nylon Fabric

1961 FORD CAR PARTS
SOFT TRIM

1961 TRIM SCHEME CODES - continued

AS LISTED ON PATENT PLATE

CODE	TRIM SCHEME
FORD - CONTINUED	
84	Brown Morocco Grain Vinyl and Brown Stripe Print Vinyl
84A	Beige Vinyl and Beige Tweed Print Vinyl
84B	Beige All Vinyl
85	White Morocco Grain Vinyl and Red Stripe Print Vinyl
85A	White Vinyl and Red Tweed Print Vinyl
85B	White and Red All Vinyl
92	Light Blue Morocco Grain Vinyl and Medium Blue Metallic Pleated Vinyl
94	Light Brown Morocco Grain Vinyl and Medium Brown Metallic Pleated Vinyl
95	White Morocco Grain Vinyl and Red Metallic Pleated Vinyl
96	White Morocco Grain Vinyl and Black Pleated Vinyl
97	Light Turquoise Morocco Grain Vinyl and Medium Turquoise Metallic Pleated Vinyl
98	Yellow Morocco Grain Vinyl and Black Pleated Vinyl

THUNDERBIRD

52	Medium Blue Metallic All Vinyl
53	Medium Green Metallic All Vinyl
54	Light Beige All Vinyl
55	Red All Vinyl
56	Black All Vinyl
57	Turquoise Metallic All Vinyl
72	Light Blue Morocco Grain Vinyl and Medium Blue Nylon Bedford Cord Fabric
73	Light Green Morocco Grain Vinyl and Medium Green Nylon Bedford Cord Fabric
74	Light Beige Vinyl and Medium Beige Nylon Bedford Cord Fabric
76	Black Vinyl and Medium Gray Nylon Bedford Cord Fabric
77	Medium Turquoise Metallic Vinyl and Medium Turquoise Nylon Bedford Cord Fabric
82	Blue All Leather
84	Light Beige All Leather
85	Red All Leather
86	Black All Leather
87	Turquoise All Leather

FALCON

11	Gray Vinyl and Gray Block Stripe Nylon Cloth
11A	Gray Vinyl and Gray Bar Pattern Cloth
22A	Light Blue Vinyl and Blue Nylon Tweed Fabric
23A	Light Green Vinyl and Green Block Pattern Fabric
23B	Light Green Vinyl and Green Block Pattern Fabric
24	Light Brown Vinyl and Medium Brown Multi-Block Pattern Nylon Fabric
26A	Silver Vinyl and Gray Block Pattern Fabric
26B	Silver Vinyl and Gray Block Pattern Fabric
32A	Light Blue Vinyl and Blue Block Pattern Fabric
32B	Light Blue Vinyl and Blue Block Pattern Fabric
41	Light Gray Metallic Vinyl and Gray Pleated Tweed Nylon Cloth
41A	Light Gray Vinyl and Gray Nylon Tweed Fabric
42	Light Blue Metallic Vinyl and Blue Pleated Tweed Nylon Cloth
43	Light Green Metallic Vinyl and Green Pleated Tweed Nylon Cloth
43A	Light Green Vinyl and Green Nylon Tweed Fabric
47	Light Turquoise Metallic Vinyl and Turquoise Pleated Tweed Nylon Cloth
54	Light Beige Vinyl and Brown Western Vinyl
54A	Light Beige Vinyl and Beige Western Vinyl
72	Light Blue Metallic Vinyl and Medium Blue Pleated Vinyl
75	White Metallic Vinyl and Red Pleated Vinyl
75A	White and Red All Vinyl
76	White Metallic Vinyl and Black Pleated Vinyl
76A	White and Black All Vinyl
82	Light Blue All Vinyl
84	Light Brown All Vinyl
85	Red All Vinyl
86	Black All Vinyl
87	Light Turquoise All Vinyl

FORD CAR PARTS

1961 SOFT TRIM

1203

BODY TYPE	R/L	PART NUMBER LESS SUFFIX	TRIM CODES, COLORS and APPLICABLE PART NUMBER SUFFIXES												Q T Y.	
			SECOND CHARACTER of TRIM CODE										ALL CODES	ALL CODES		OTHER
TRIM CODES			1	2	3	4	5	7	8	9	0	0				
COLORS			GREY	BLUE	GREEN	BEIGE or BROWN	RED	TURQ.	GOLD or YELLOW	CHEST- NUT	SILVER BLUE	ROSE BEIGE	BLACK	WHITE	SEE FOOT- NOTE	SEE FOOT- NOTE
02344-5 PANEL - COWL TRIM 02600 WINDLACE - DOOR OPENING and QUARTER PILLAR																
A	R	C2AZ 6202344		BAB			BDD						BAG			1
	L	C2AZ 6202345		BAB			BDD						BAG			1
X	R	C2DZ 6402344					ABA	AAE								1
	R	C5DZ 6202344											CFB			1
	L	C5DZ 6202345					AAE	AAF					ACC			1
	R	C1DB 6402344	A04													1
	L	C1DB 6402345	A04													1
X		52376-S13(U296)	No. 8 x 1" Cross recess oval head screw												10	
		*356554-S	5/32" Countersunk washer													
02600 WINDLACE - DOOR OPENING and QUARTER PILLAR																
A, X		C1DB 7102906					A14						A13			*
		C3DZ 7102906					ABG									*
04104 VISOR - LESS ARM and BRACKET - UNPADDED																
A		C1AB 6404104		B01												2
		C0AB 6404104	C03													2
A(exc. 71)		C1AB 6204104											A11			2
A(71)		C0AB 6404104											C09			2
04104-5 VISOR - LESS ARM and BRACKET - PADDED																
A		C1AB 5404104											B11			2
		C1AB 6404104		C01	C02											2
S(63)		C3SZ 6304104											BAB			2
S(76)	R	C5SZ 7604104											BBC			1
	L	C5SZ 7604105											BBC			1
04290 PAD - INSTRUMENT PANEL UPPER																
A		C1AB 6204290				C12		C17						C15		1
S		C1SZ 6304290		HAB	HAC	GAE	GBA	HAD						GAF		1
X		C3DZ 6204290						ACB						ABF		1
A, X			For attaching kit refer to Group 04200 in Body Section													
11488 COVER - SEAT BACK and FLOOR																
A(59, 71)		C0AB 7111488						A09								*
		C3AZ 7111488		AAJ												*
11583 COVER - AUXILIARY FLOOR - Refer to Group 11488																
13000 CARPET - FRONT FLOOR																
A		C1AB 6213000		D11												1
13000 MAT - FRONT FLOOR																
A		C1AB 6413000	†A06										†A08			1
		C1AB 5913000											†A30			1
X		C0DZ 6413000											†EAB			1
13040 MAT - -AUXILIARY FLOOR																
A(71)		C1AB 7113040											A34			1
13046 MAT - REAR FLOOR																
A		C0AZ 6413046	†BAC										†C01			*
		C1AZ 6413046		†CAG	†DAB											*
X(59, 71)		C0DB 5913046											†E07			1

* Cut to fit

† Rubber

‡ Vinyl coated rubber

BODY TYPE	R/ L	PART NUMBER LESS SUFFIX	TRIM CODES, COLORS and APPLICABLE PART NUMBER SUFFIXES												Q T Y.	
			SECOND CHARACTER of TRIM CODE										ALL CODES CODES	ALL CODES CODES		OTHER
TRIM CODES			1	2	3	4	5	7	8	9	0	0				
COLORS			GREY	BLUE	GREEN	BEIGE or BROWN	RED	TURQ.	GOLD or YELLOW	CHEST- NUT	SILVER BLUE	ROSE BEIGE	BLACK	WHITE	SEE FOOT- NOTE	SEE FOOT- NOTE

13051 PAD - REAR FLOOR - ALL PURPOSE REVERSIBLE

A(59, 71), X(59, 71)		C6AZ 7113051	◇C	◆B										♣A			1
----------------------	--	--------------	----	----	--	--	--	--	--	--	--	--	--	----	--	--	---

13164-7 CARPET - FRONT FLOOR - SIDE

S	R	C1SB 6313164				B04								B05			1
	L	C1SB 6313167		B01		B04								B05			1

13176 MAT - REAR FLOOR - REAR

X(59, 71)		C2DZ 5913176												BCD			1
-----------	--	--------------	--	--	--	--	--	--	--	--	--	--	--	-----	--	--	---

20130 POCKET KIT - DOOR STORAGE - DRAW STRING TYPE - INCLUDES ATTACHING PARTS

A, S, X		C3RZ 6220130												A			1
		C6AZ 6220130		D		B	C		A								1

24140-1 REST - FRONT DOOR ARM - INCLUDES ATTACHING PARTS

A	R	C3OZ 6224140				ABC											1
	L	C1AB 6224141											A15				1
X	R	C0DB 6424141		A02													1
	L	C1DB 6424140		A01													1
	R	C5TZ 8124141				AGA											1
	L	C5TZ 8124140				AGA											1
	R	C8TZ 8124141											ACA				1
	L	C8TZ 8124140											ACA				1

243A00 WELT - CENTER BODY PILLAR

X(58, 71)		C0DB 58243A00												C			4
-----------	--	---------------	--	--	--	--	--	--	--	--	--	--	--	---	--	--	---

24346-7 PANEL - CENTER BODY PILLAR INSIDE FINISH - Refer to Group in Body Section

24544 WINDLACE - REAR DOOR OPENING and QUARTER PILLAR - Refer to Group 02600

31112-3 PANEL - QUARTER TRIM - REAR

A(71)	R	C4AZ 7131112				AFF											1
	L	C4AZ 7131113				AFF											1
X(59, 71)	R			Refer to Group 47042													
	L	C5DZ 5931113											BGB				1

31750 COVER - QUARTER WHEELHOUSE - IN LUGGAGE COMPARTMENT

S(63)	R	C1SZ 6331750	CAB														1
-------	---	--------------	-----	--	--	--	--	--	--	--	--	--	--	--	--	--	---

45416-23 LININGBOARD - LUGGAGE COMPARTMENT

S(63)-side	R	C1SZ 6345416	BAB														1
S-center	L	C1SZ 6345423	CAB														1
S-front	L		Refer to Group 45547														

45454-5 COVER - LUGGAGE COMPARTMENT FLOOR

S(63)	R	C1SZ 6345454	DAB														1
	L	C1SZ 6345455	DAB														1

45456 MAT - LUGGAGE COMPARTMENT FLOOR

A(exc. 59, 71)		C1AB 6245456	C11														1
X(58, 64)		C1DB 6445456	B01														1

45476 COVER - LUGGAGE COMPARTMENT FLOOR - REAR

S(63)		C1SZ 6345476	DAB														1
-------	--	--------------	-----	--	--	--	--	--	--	--	--	--	--	--	--	--	---

◇ Blue and Grey

◆ Brown and Green

♣ Charcoal and Red

THE SOFT TRIM SECTION INCLUDES ONLY THOSE ITEMS WHICH
WERE AVAILABLE FOR SERVICE AT THE TIME OF PRINTING. ITEMS NOT
SHOWN IN THE CATALOG MUST BE IMPROVISED OR PROCURED LOCALLY.

1962 TRIM SCHEME CODES

AS LISTED ON PATENT PLATE

CODE	TRIM SCHEME
FORD	
03	Green Rib All Vinyl (Police and Taxi)
03A	Green Rib All Vinyl (Police and Taxi)
04	Beige Rib All Vinyl (Police and Taxi)
04A	Brown Rib All Vinyl (Police and Taxi)
05	Red Rib All Vinyl (Police and Taxi)
05A	Red Rib All Vinyl (Police and Taxi)
05B	Red All Vinyl (Police and Taxi)
12	Blue Vinyl and Blue Venice Fabric
13	Green Vinyl and Green Venice Fabric
14	Beige Vinyl and Beige Venice Fabric
15	Black Vinyl and Red Venice Fabric
16	Black Vinyl and Black Venice Fabric
17	Turquoise Vinyl and Turquoise Venice Fabric
19	Chestnut Vinyl and Chestnut Venice Fabric
21	Gray Vinyl and Gray Basket Fabric
21A	Gray Vinyl and Gray Basket Fabric
22	Blue Vinyl and Blue Basket Fabric
22A	Gray Vinyl and Blue Basket Fabric
23	Green Vinyl and Green Basket Fabric
23A	Green Vinyl and Green Basket Fabric
24	Beige Vinyl and Beige Basket Fabric
24A	Beige Vinyl and Beige Basket Fabric
24B	Beige Vinyl and Beige Basket Fabric
25	White Vinyl and Red Basket Fabric
25A	White Vinyl and Red Basket Fabric
27	Turquoise Vinyl and Turquoise Basket Fabric
27A	Turquoise Vinyl and Turquoise Basket Fabric
32	Blue Crush All Vinyl
34	Beige Crush All Vinyl
35	Red Crush All Vinyl
35A	Red Crush All Vinyl
37	Turquoise Crush All Vinyl
39	Chestnut Crush All Vinyl
45	Red Vinyl and Red Venice Fabric
54	Beige Steerhead All Vinyl
54A	Beige Steerhead All Vinyl
56	Black Crush All Vinyl
62	Blue Vinyl and Blue Thong Plastic
63	Green Vinyl and Green Thong Plastic
65	Red Vinyl and Red Thong Plastic
72	Blue Vinyl and Blue Pogo Stick Plastic
72A	Blue Vinyl and Blue Pogo Stick Plastic
73	Green Vinyl and Green Pogo Stick Plastic
73A	Green Vinyl and Green Pogo Stick Plastic
74	Light Beige Vinyl and Beige Pogo Stick Plastic
74A	Light Beige Vinyl and Beige Pogo Stick Plastic
74B	Light Beige Vinyl and Beige Pogo Stick Plastic
75	White Vinyl and Red Pogo Stick Plastic
75A	White Vinyl and Red Pogo Stick Plastic

1962 TRIM SCHEME CODES - continued

AS LISTED ON PATENT PLATE

CODE	TRIM SCHEME
FORD - CONTINUED	
77	Turquoise Vinyl and Turquoise Pogo Stick Plastic
77A	Turquoise Vinyl and Turquoise Pogo Stick Plastic
82	Blue Crush All Vinyl
84	Beige Crush All Vinyl
85	White Vinyl and Red Tweed Vinyl
85	Red Crush All Vinyl
85A	White Vinyl and Red Tweed Vinyl
86	Black Crush All Vinyl
87	Turquoise Crush All Vinyl
88	Gold Crush All Vinyl
89	Chestnut Crush All Vinyl
91	Gray Vinyl and Gray Stripe Fabric
92	Blue Vinyl and Blue Stripe Fabric
FAIRLANE	
03	Green Rib All Vinyl (Police and Taxi)
04	Beige Rib All Vinyl (Police and Taxi)
05	Red Rib All Vinyl (Police and Taxi)
21	Gray Vinyl and Gray Block Stripe Fabric
22	Blue Vinyl and Blue Block Stripe Fabric
23	Green Vinyl and Green Block Stripe Fabric
25	White Vinyl and Red Block Stripe Fabric
34	Beige Crush All Vinyl
52	Blue Crush All Vinyl
55	White and Red Crush All Vinyl
59	Chestnut Crush All Vinyl
61	Gray Vinyl and Gray Scallop Fabric
62	Blue Vinyl and Blue Scallop Fabric
63	Green Vinyl and Green Scallop Fabric
64	Light Pearl Beige Vinyl and Beige Scallop Fabric
67	Turquoise Vinyl and Turquoise Scallop Fabric
82	Blue Crush All Vinyl
84	Beige Crush All Vinyl
85	Red Crush All Vinyl
621	Blue Vinyl and Blue Puff Stripe Woven Plastic
THUNDERBIRD	
50	Light Silver Blue Metallic All Vinyl
52	Light Blue Metallic All Vinyl
54	Light Beige All Vinyl
54A	Light Beige All Vinyl

BODY TYPE	R/ L	PART NUMBER LESS SUFFIX	TRIM CODES, COLORS and APPLICABLE PART NUMBER SUFFIXES													Q T Y.
			SECOND CHARACTER of TRIM CODE										ALL CODES	ALL CODES	OTHER	
TRIM CODES →			1	2	3	4	5	7	8	9	0	0				
COLORS →			GREY	BLUE	GREEN	BEIGE or BROWN	RED	TURQ.	GOLD or YELLOW	CHEST- NUT	SILVER BLUE	ROSE BEIGE	BLACK	WHITE	SEE FOOT- NOTE	SEE FOOT- NOTE

02344-5 PANEL - COWL TRIM

A	R	C2AZ	6202344		BAB			BDD					BAG				1
	L	C2AZ	6202345		BAB			BDD			CAF		BAG				1
	R	C3AZ	6202344			AAC											1
	L	C3AZ	6202345			AAC											1
B	R	C3OZ	6202344		DAB		DAF				DCE						1
	L	C3OZ	6202345				DAF				DCE						1
			350075-S13	No. 8-15 x 3/4" Cross recess washer head screw													6
				357903-S8	No. 8-15 x 1/2" Cross recess washer head screw												
X	R	C2DZ	6402344					ABA	AAE								1
	L	C5DZ	6202345					AAE	AAF								1
	R	C5DZ	6202344										CFE				1
	L	C2DZ	5902345				AAG										1

02600 WINDLACE - DOOR OPENING and QUARTER PILLAR

A		C1DB	7102906					A14					A13				1
		C2DZ	7102906		AAJ												1
		C3DZ	7102906				ABG										1
B		C1DB	7102906					A14									1
		C2DZ	7102906		AAJ												1
		C3DZ	7102906				ABG										1
X		C1DB	7102906					A14					A13				1
		C2DZ	7102906		AAJ												1
		C3DZ	7102906				ABG										1
A, B				For center body pillar refer to Group 24486													

04104 VISOR - LESS ARM and BRACKET - UNPADDED

B		C2OZ	6204104		AAB												2
---	--	------	---------	--	-----	--	--	--	--	--	--	--	--	--	--	--	---

04104-5 VISOR - LESS ARM and BRACKET - PADDED

S(76)	R	C5SZ	7604104										BBC				1
	L	C5SZ	7604105										BBC				1

04290 PAD - INSTRUMENT PANEL UPPER

A		C2AZ	6204290		AAB												1
B		C2OZ	6204290					ABC									1
		C3OZ	6204290		AAB												1
B		Attaching Kit - Refer to Group 04200 in Body Section															
S		C2SZ	6304290				AAB										1
		C1SZ	6304290					GBA									1
	"Before 4/16/62"		C1SZ	6304290									GAF				1
	"From 4/16/62"		C2SZ	6304290									AAG				1
X		C3DZ	6204290		AAB			ACB					ABF				1

13000 CARPET - FRONT FLOOR

A(exc. 65, 76)		C2AZ	6213000		*HAB			*DCB		*HAF			*DAG				1
----------------	--	------	---------	--	------	--	--	------	--	------	--	--	------	--	--	--	---

13000 MAT - FRONT FLOOR

A		C2AZ	6213000	HCA									IBDB				1
		C2AZ	7113000		ACG		ADE	ADF	ACJ				†FDA				1
B		C5OZ	6213000										BAC				1
X		C2DZ	6413000										BAB				1

* For units with floor shift cut hole in full width carpet as desired.

† Rubber

† Vinyl coated rubber

FORD CAR PARTS

**1962
SOFT TRIM**

1209

BODY TYPE	R/ L	PART NUMBER LESS SUFFIX	TRIM CODES, COLORS and APPLICABLE PART NUMBER SUFFIXES													Q T Y.	
			SECOND CHARACTER of TRIM CODE										ALL CODES	ALL CODES	OTHER SEE FOOT- NOTE		OTHER SEE FOOT- NOTE
			1	2	3	4	5	7	8	9	0	0					
TRIM CODES →			GREY	BLUE	GREEN	BEIGE or BROWN	RED	TURQ.	GOLD or YELLOW	CHEST- NUT	SILVER BLUE	ROSE BEIGE	BLACK	WHITE			
COLORS →																	
13040 MAT - -AUXILIARY FLOOR																	
A(71)		C2AZ 7113040		ACG		ADE											1
13046 CARPET - REAR FLOOR																	
A(54)		C2AZ 5413046											DAG				1
13046 MAT - REAR FLOOR																	
A		C2AZ 7113046		CCG		CDE	CDF	CCJ					FDA				1
B		C3OZ 5413046											†ABE				1
		C2OZ 5413046											†BBA				1
X(58, 64)		C2DZ 5813046											BAB				1
X(59, 71)		C2DZ 5913046											BCD				1
13051 PAD - REAR FLOOR - ALL PURPOSE REVERSIBLE																	
A(59, 71), X(59, 71)		C6AZ 7113051		◇C		◆B							*A				1
13164-7 CARPET - FRONT FLOOR - SIDE																	
S	R	C2SZ 6313164		CAB		AAF	ABD						AAG				1
	L	C2SZ 6313167		CAB		AAF	ABD						AAG				1
13176 MAT - REAR FLOOR - REAR																	
X(59, 71)		C2DZ 5913176											BCD				1
20130 POCKET KIT - DOOR STORAGE - DRAW STRING TYPE - INCLUDES ATTACHING PARTS																	
A, B, S, X		C3RZ 6220130											A				1
		C6AZ 6220130		D		B	C		A								1
24140-1 REST - FRONT DOOR ARM - INCLUDES ATTACHING PARTS																	
A	R	C3OZ 6224140					ABC										1
	L	C2AZ 6224141		BAB		BAE											1
A(65B, 76B)	R	C3DZ 7624140					ACB										1
	L	C3DZ 7624141					ACB						ACC				1
B(exc. 62C)	R	C2DZ 6424141		AAB	AAC												1
	L	C2DZ 6424140		AAB													1
	L	C2DZ 5924140				AAG											1
B(62C)	R	C3OZ 6224140					ABC										1
	L	C2AZ 6224141				BAE											1
X(exc. 62C, 64C)	R	C2DZ 6424141		AAB	AAC												1
	L	C2DZ 6424140		AAB													1
	L	C2DZ 5924140				AAG											1
	R	C5TZ 8124141					AGA										1
	L	C5TZ 8124140					AGA										1
	R	C8TZ 8124141											ACA				1
X(62C, 64C)	L	C2AZ 6224141		BAB		BAE						ACA				1	
243A00 WELT - CENTER BODY PILLAR																	
B(54), X(58, 71)		C0DB 58243A00											C				4
24486 WINDLACE - CENTER BODY PILLAR																	
A		C2AZ 5424486					AAJ										AR
B		C2OZ 5424486		CAB		CBJ											AR

‡ Rubber

† Vinyl coated rubber

◇ Blue and Grey

◆ Brown and Green

* Charcoal and Red

BODY TYPE	R/ L	PART NUMBER LESS SUFFIX	TRIM CODES, COLORS and APPLICABLE PART NUMBER SUFFIXES														Q T Y.
			SECOND CHARACTER of TRIM CODE										ALL CODES	ALL CODES	OTHER	OTHER	
TRIM CODES			1	2	3	4	5	7	8	9	0	0					
COLORS			GREY	BLUE	GREEN	BEIGE or BROWN	RED	TURQ.	GOLD or YELLOW	CHEST- NUT	SILVER BLUE	ROSE BEIGE	BLACK	WHITE	SEE FOOT- NOTE	SEE FOOT- NOTE	
24544 WINDLACE - REAR DOOR OPENING and QUARTER PILLAR - Refer to Group 02600																	
31112-3 PANEL - QUARTER TRIM - REAR																	
A(71)	R	C4AZ 7131112						AFF								1	
	L	C4AZ 7131113						AFF									
X(59, 71)	R		Refer to Group 47042														
	L	C5DZ 5931113						BGC					BGB			1	
31448-9 WINDLACE - DOOR OPENING and QUARTER PILLAR - Refer to Group 02600																	
31466 WELT - QUARTER WHEELHOUSE FLANGE COVER																	
B, X(58A, 64)		C0DB 58243A00											*C			2	
31750 COVER - QUARTER WHEELHOUSE - IN LUGGAGE COMPARTMENT																	
S(63)	R	C1SZ 6331750	CAB													1	
45416-23 LININGBOARD - LUGGAGE COMPARTMENT																	
A(exc. 71)	L	C2AZ 6245417	BAB													1	
B, X			Refer to Group 11228-9 in Body Section														
S			Front - Refer to Group 45547														
S-center	L	C1SZ 6345423	CAB													1	
S		357546-S3(GG136)	Retainer													16	
S(63)	R	C1SZ 6345416	BAB													1	
45456 MAT - LUGGAGE COMPARTMENT FLOOR																	
A		C2AZ 6245456	BBG													1	
B		C3OZ 6245456	AAB													1	
X		C1DB 6445456	B01													1	
45476 COVER - LUGGAGE COMPARTMENT FLOOR - REAR																	
S(63)		C1SZ 6345476	DAB													1	
45489 COVER - LUGGAGE COMPARTMENT FUEL FILLER HOUSING																	
A(exc. 71)		C2AZ 6245489	BBG													1	
45522-3 LININGBOARD - LUGGAGE COMPARTMENT - REAR																	
S(63)	R	C1SZ 6345522	CAB													1	
	L	C1SZ 6345523	CAB													1	
45547 LININGBOARD - LUGGAGE COMPARTMENT - SIDE - FRONT																	
S(63)	L	C1SZ 6345547	BAB													1	
47022 COVER - SPARE WHEEL WELL PANEL FLOOR																	
A(71)			Refer to Group 11488														
47042 COVER - SPARE WHEEL WELL																	
X(59, 71, 78)	R	C3DZ 5947042	ABD	ABG												1	
	R	C5DZ 7147042		AGD								AGA				1	
	L		Refer to Group 31112-3														

* Cut to fit

FORD CAR PARTS

1962
SOFT TRIM

1211

BODY TYPE	R/ L	PART NUMBER LESS SUFFIX	TRIM CODES, COLORS and APPLICABLE PART NUMBER SUFFIXES													Q T Y.	
			SECND CHARACTER of TRIM CODE										ALL CODES	ALL CODES	OTHER		OTHER
TRIM CODES →			1	2	3	4	5	7	8	9	0	0					
COLORS →			GREY	BLUE	GREEN	BEIGE or BROWN	RED	TURQ.	GOLD or YELLOW	CHEST- NUT	SILVER BLUE	ROSE BEIGE	BLACK	WHITE	SEE FOOT- NOTE	SEE FOOT- NOTE	
501A34 COVER - TONNEAU - LESS HEAD RESTS																	
S(76B)		C2SZ 76501A34														\$C	1
		C2SZ 76510A36-A	Retainer														2
		C2SZ 7654810-A	Loop (footman)														1
		353766-S(MM269)	5/16"-18 Nut (spring)-push-on type														2
		374301-S37 (MM120C)	5/16"-18 Rivet type														2
		★50419-S13	No. 10-32 x 3/4" Oval head machine screw														2
		34803-S7(X60)	No. 10 Lockwasher														2
		34079-S7(M163)	No. 10-32 Hex. nut														2
51916 HEADLINING - ROOF																	
A(exc. 65B)		C2AZ 6251916												CAB			1
A(65B)		C3AZ 6551916												ADC			1
B		C2OZ 6251916												ABF			1
X(58.64)		C2DZ 6451916												AAC			1
52016 TRIM KIT - ROOF PANEL																	
A(71)		C2AZ 7152016												BAB			AR
52300 BINDING - FOLDING TOP and BELT RAIL																	
A(76), S(76)		C2SZ 7652300											A01	A02			AR
A(76), S(76)	R	C0AB 76514A00-B	Binding trim tip														AR
	L	C0AB 76514A01-B	Binding trim tip														AR
52500 WINDOW - FOLDING TOP BACK CURTAIN																	
A(76)		C1AB 7652500											D01	D01			1
S(76)		C1SB 7652500											B01	B02			1
62186 SHIELD - FRONT SEAT CUSHION SIDE																	
A(54B, 62B)	R	C2AZ 6262186				AAC	AAE	ADH									1
	L	C2AZ 6262187				AAC	AAE	ADH									1
60673 COVER - REAR SEAT BACK PANEL EXTENSION - FLOOR - Refer to Group 11488																	
60923 SET - VINYL FLOOR COVER - Refer to Group 11488																	
60966-7 COVER - REAR SEAT CUSHION PANEL FLOOR - Refer to Group 11488																	
60968 COVER - AUXILIARY SEAT BACK PANEL - FRONT FLOOR - Refer to Group 11488																	
60970 COVER - AUXILIARY SEAT BACK PANEL - REAR FLOOR - Refer to Group 11488																	
62900 COVER - FRONT SEAT CUSHION																	
BODY TYPE	R/ L	PART NUMBER LESS SUFFIX	TRIM CODES AND APPLICABLE PART NUMBER SUFFIXES													Q T Y.	
TRIM CODES →			54	55													
S		C2SZ 6362900	BBB	BBD													2
63501 ORNAMENT and STRAP - SEAT BACK																	
A(65B, 76B)		C2AZ 7663501-A	Front seat back														6
		C2AZ 7663501-B	Rear seat back														8

§ Paint to match

THE SOFT TRIM SECTION INCLUDES ONLY THOSE ITEMS WHICH
 WERE AVAILABLE FOR SERVICE AT THE TIME OF PRINTING. ITEMS NOT
 SHOWN IN THE CATALOG MUST BE IMPROVISED OR PROCURED LOCALLY.

1963 TRIM SCHEME CODES
 AS LISTED ON PATENT PLATE

CODE	BODY TYPE	TRIM SCHEME
FORD		
03	54B, 54E, 62B, 62E	Medium Green Rib All Vinyl (Police and Taxi)
04	54B, 54E, 62B, 62E	Medium Beige Rib All Vinyl (Police and Taxi)
05	54B, 54E, 62B, 62E	Red Rib All Vinyl (Police and Taxi)
12	54B, 62B	Medium Blue Puff Stripe Cloth and Light Blue Crush Vinyl
14	54B, 62B	Light Beige Puff Stripe Cloth and Light Beige Crush Vinyl
14	71B, 71C	Light Beige Puff Stripe Cloth and Light Beige Crush Vinyl
15	54B, 62B	Red Puff Stripe Cloth and Red Crush Vinyl
15A	54B, 62B	Red Puff Stripe Cloth and Red Crush Vinyl
17	54B, 62B	Medium Turquoise Puff Stripe Cloth and Light Turquoise Crush Vinyl
17	71B, 71C	Medium Turquoise Puff Stripe Cloth and Light Turquoise Crush Vinyl
18	54B, 62B	Light Gold Puff Stripe Cloth and Light Gold Crush Vinyl
22	54A, 62A, 63B, 65A, 75A	Medium Blue Gleam Cloth and Light Blue Crush Vinyl
22	71A, 71E	Medium Blue Gleam Cloth and Light Blue Crush Vinyl
22A	54A, 62A, 65A, 75A	Medium Blue Gleam Cloth and Light Blue Crush Vinyl
22A	71A, 71E	Medium Blue Gleam Cloth and Light Blue Crush Vinyl
24	54A, 62A, 63B, 65A, 75A	Light Beige Gleam Cloth and Light Beige Crush Vinyl
24	71A, 71E	Light Beige Gleam Cloth and Light Beige Crush Vinyl
24A	54A, 62A, 65A, 75A	Light Beige Gleam Cloth and Light Beige Crush Vinyl
24A	71A, 71E	Light Beige Gleam Cloth and Light Beige Crush Vinyl
25	54A, 62A, 63B, 65A, 75A	Red Gleam Cloth and Red Crush Vinyl
25	71A, 71E	Red Gleam Cloth and Red Crush Vinyl
25A	54A, 62A, 65A, 75A	Red Gleam Cloth and Red Crush Vinyl
25A	71A, 71E	Red Gleam Cloth and Red Crush Vinyl
26	54A, 62A, 63B, 65A, 75A	Black Gleam Cloth and Black Crush Vinyl
26A	54A, 62A, 65A, 75A	Black Gleam Cloth and Black Crush Vinyl
27	54A, 62A, 63B, 65A, 75A	Medium Turquoise Gleam Cloth and Light Turquoise Crush Vinyl
27	71A, 71E	Medium Turquoise Gleam Cloth and Light Turquoise Crush Vinyl
27A	54A, 62A, 65A, 75A	Medium Turquoise Gleam Cloth and Light Turquoise Crush Vinyl
27A	71A, 71E	Medium Turquoise Gleam Cloth and Light Turquoise Crush Vinyl
28	54A, 62A, 63B, 65A, 75A	Light Gold Gleam Cloth and Light Gold Crush Vinyl
28A	54A, 62A, 65A, 75A	Light Gold Gleam Cloth and Light Gold Crush Vinyl
29	54A, 62A, 63B, 65A, 75A	Medium Chestnut Gleam Cloth and Light Chestnut Crush Vinyl
29A	54A, 62A, 65A, 75A	Medium Chestnut Gleam Cloth and Light Chestnut Crush Vinyl
32	54E, 62E	Light Blue Crush Vinyl and Medium Blue Brick Cloth
35	54E, 62E	Red Crush Vinyl and Red Brick Cloth
38	54E, 62E	Light Gold Crush Vinyl and Light Gold Brick Cloth
42	71B, 71C	Medium Blue Basket Weave Vinyl and Light Blue Crush Vinyl
44	71B, 71C	Medium Beige Basket Weave Vinyl and Light Beige Crush Vinyl
45	71B, 71C	Red Basket Weave Vinyl and Red Crush Vinyl
52	54B, 62B	Medium Blue Crush Vinyl and Light Blue Crush Vinyl
52	54E, 62E	Light Blue Crush Vinyl and Medium Blue Crush Vinyl
52	71B, 71C	Medium Blue Crush Vinyl and Light Blue Crush Vinyl
54	71B, 71C	Light Beige Crush All Vinyl
55	54B, 54E, 62B, 62E	Red Crush All Vinyl
55	71B, 71C	Red Crush All Vinyl
58	54B, 62B	Medium Gold Crush Vinyl and Light Gold Crush Vinyl
58	54E, 62E	Light Gold Crush Vinyl and Medium Gold Crush Vinyl
66	54A, 62A, 63B, 65A, 75A	Black Vachette Vinyl and Black Crush Vinyl
66	76A	Black Vachette Vinyl and Black Crush Vinyl
66A	54A, 62A, 65A, 75A	Black Vachette Vinyl and Black Crush Vinyl
66A	76A	Black Vachette Vinyl and Black Crush Vinyl

1963 TRIM SCHEME CODES - continued

AS LISTED ON PATENT PLATE

C O D E	BODY TYPE	TRIM SCHEME
------------------	-----------	-------------

FORD - CONTINUED

69	54A,62A,63B,65A,75A	Medium Chestnut Vachette Vinyl and Light Chestnut Crush Vinyl
69	76A	Medium Chestnut Vachette Vinyl and Light Chestnut Crush Vinyl
69A	54A, 62A, 65A, 75A	Medium Chestnut Vachette Vinyl and Light Chestnut Crush Vinyl
80	63C, 65B, 75C	Light Rose Beige Crush All Vinyl
80	76B	Light Rose Beige Crush All Vinyl
81	63C, 75C	White Crush All Vinyl with Rose Beige
81	76B	White Crush All Vinyl with Rose Beige
82	63C, 65B, 75C	Light Blue Crush All Vinyl
82	71G, 71H	Medium Blue Vachette Vinyl and Light Blue Crush Vinyl
82	76B	Light Blue Crush All Vinyl
83	63C, 75C	White Crush All Vinyl with Black
83	76B	White Crush All Vinyl with Black
84	71G, 71H	Light Beige Vachette Vinyl and Light Beige Crush Vinyl
85	63C, 65B, 75C	Red Crush All Vinyl
85	71G, 71H	Red Vachette Vinyl and Red Crush Vinyl
85	76B	Red Crush All Vinyl
86	63C, 65B, 76C	Black Crush All Vinyl
86	76B	Black Crush All Vinyl
87	63C, 65B, 75C	Light Turquoise Crush All Vinyl
87	76B	Light Turquoise Crush All Vinyl
88	63C, 65B, 75C	Light Gold Crush All Vinyl
88	76B	Light Gold Crush All Vinyl
89	63C, 65B, 75C	Medium Chestnut Crush All Vinyl
89	76B	Medium Chestnut Crush All Vinyl
92	54A,62A,63B,65A,75A	Medium Blue Vachette Vinyl and Light Blue Crush Vinyl
92	71A, 71E	Medium Blue Vachette Vinyl and Light Blue Crush Vinyl
92	76A	Medium Blue Vachette Vinyl and Light Blue Crush Vinyl
92A	54A, 62A, 65A, 75A	Medium Blue Vachette Vinyl and Light Blue Crush Vinyl
92A	71A, 71E	Medium Blue Vachette Vinyl and Light Blue Crush Vinyl
92A	76A	Medium Blue Vachette Vinyl and Light Blue Crush Vinyl
94	71A, 71E	Light Beige Vachette Vinyl and Light Beige Crush Vinyl
94A	71A, 71E	Light Beige Vachette Vinyl and Light Beige Crush Vinyl
95	54A,62A,63B,65A,75A	Red Vachette Vinyl and Red Crush Vinyl
95	71A, 71E	Red Vachette Vinyl and Red Crush Vinyl
95	76A	Red Vachette Vinyl and Red Crush Vinyl
95A	54A, 62A, 65A, 75A	Red Vachette Vinyl and Red Crush Vinyl
95A	71A, 71E	Red Vachette Vinyl and Red Crush Vinyl
95A	76A	Red Vachette Vinyl and Red Crush Vinyl
97	76A	Medium Turquoise Vachette Vinyl and Light Turquoise Crush Vinyl
97A	76A	Medium Turquoise Vachette Vinyl and Light Turquoise Crush Vinyl
98	54A,62A,63B,65A,75A	Light Gold Vachette Vinyl and Light Gold Crush Vinyl
98	76A	Light Gold Vachette Vinyl and Light Gold Crush Vinyl
98A	54A, 62A, 65A, 75A	Light Gold Vachette Vinyl and Light Gold Crush Vinyl
98A	76A	Light Gold Vachette Vinyl and Light Gold Crush Vinyl
031	54B, 54E	Medium Green Rib All Vinyl (Police and Taxi)
041	54B, 54E	Medium Beige Rib All Vinyl (Police and Taxi)
051	54B, 54E	Red Rib All Vinyl (Police and Taxi)
121	54B	Light Blue Crush Vinyl and Medium Blue Venice Cloth
121	62B	Light Blue Crush Vinyl and Medium Blue Shadow Weave Cloth
122	62B	Light Blue Crush Vinyl and Medium Blue Crush Vinyl
123	54B, 62B	Medium Blue Ellipse Cloth and Light Blue Crush Vinyl
141	62B	Light Beige Crush Vinyl and Medium Beige Venice Cloth
141	71B	Light Beige Crush All Vinyl
141	54B, 71C	Light Beige Crush All Vinyl
142	54B	Light Beige Crush Vinyl and Light Beige Gleam Cloth
142	62B	Light Beige Crush All Vinyl

1963 TRIM SCHEME CODES - continued
 AS LISTED ON PATENT PLATE

CODE	BODY TYPE	TRIM SCHEME
FORD - CONTINUED		
143	54B	Light Beige Crush All Vinyl
151	54B	Red Crush Vinyl and Red Venice Cloth
151	62B	Red Crush All Vinyl
152	54B	Red Crush Vinyl and Red Gleam Cloth
152	62B	White Crush Vinyl and Red Crush Vinyl
153	54B, 62B	Red Ellipse Cloth and Red Crush Vinyl
171	54B	Light Turquoise Crush Vinyl and Medium Turquoise Gleam Cloth
171	62B	Light Turquoise Crush Vinyl and Medium Turquoise Venice Cloth
171	71B	Light Turquoise Crush Vinyl and Medium Turquoise Crush Vinyl
172	62B	Light Turquoise Crush Vinyl and Medium Turquoise Crush Vinyl
172	54B	Light Turquoise Crush Vinyl and Medium Turquoise Shadow Weave Cloth
173	54B, 62B, 71B, 71C	Medium Turquoise Ellipse Cloth and Light Turquoise Crush Vinyl
181	54B, 62B	Light Gold Ellipse Cloth and Light Gold Crush Vinyl
221	54A, 62A, 63B, 65A, 71A, 71E, 75A	Medium Blue Chain Weave Cloth and Light Blue Crush Vinyl
241	63B	Medium Beige Gleam Cloth and Light Beige Crush Vinyl
251	54A, 62A, 63B, 65A, 71A, 71E, 75A	Red Chain Weave Cloth and Red Crush Vinyl
261	54A, 62A, 63B, 65A, 75A	Black Chain Weave Cloth and Black Crush Vinyl
271	54A, 62A, 63B, 65A, 71A, 71E, 75A	Medium Turquoise Chain Weave Cloth and Light Turquoise Crush Vinyl
281	54A, 62A, 63B, 65A, 75A	Light Gold Chain Weave Cloth and Light Gold Crush Vinyl
321	54E, 62E	Light Blue Crush Vinyl and Medium Blue Square Puff Cloth
322	54E, 62E	Light Blue Crush Vinyl and Medium Blue Bar Dot Cloth
351	54E, 62E	Red Crush Vinyl and Red Square Puff Cloth
352	54E, 62E	Red Crush Vinyl and Red Bar Dot Cloth
353	62E	White Crush Vinyl and Red Crush Vinyl
354	54E	Red Crush Vinyl and Red Gleam Cloth
361	54E	Black Crush Vinyl and Black Gleam Cloth
371	54E, 62E	Light Turquoise Crush Vinyl and Medium Turquoise Gleam Cloth
372	54E, 62E	Light Turquoise Crush Vinyl and Medium Turquoise Venice Cloth
381	54E, 62E	Light Gold Crush Vinyl and Light Gold Bar Dot Cloth
391	62E	Medium Chestnut Crush Vinyl and Medium Chestnut Venice Cloth
451	71B, 71C	Red Crush Vinyl and Red Venice Cloth
452	71B	White Crush Vinyl and Red Crush Vinyl
452	71C	Red Crush All Vinyl
961	54B	Black Crush Vinyl and Black Venice Cloth
961	62B	White Crush Vinyl and Black Crush Vinyl
962	54B	Black Crush All Vinyl
962	54E	Black Crush All Vinyl
963	54B	Black Crush Vinyl and Black Gleam Cloth
964	54B	White Crush Vinyl and Black Block Cloth
965	54B	White Crush Vinyl and Black Crush Vinyl
991	54B, 62B	Light Chestnut Crush Vinyl and Medium Chestnut Crush Vinyl
991	54E, 62E	Light Chestnut Crush Vinyl and Medium Chestnut Crush Vinyl
992	62B	Medium Chestnut Crush Vinyl and Medium Chestnut Venice Cloth

1963 TRIM SCHEME CODES - continued AS LISTED ON PATENT PLATE

C O D E	BODY TYPE	TRIM SCHEME
FAIRLANE		
03	54A, 62A	Medium Green Rib All Vinyl (Police and Taxi)
04	54A, 62A	Medium Beige Rib All Vinyl (Police and Taxi)
05	54A, 62A	Red Rib All Vinyl (Police and Taxi)
12	54A, 62A	Medium Blue Square Puff Cloth and Light Blue Crush Vinyl
15	54A, 62A	Red Square Puff Cloth and Red Crush Vinyl
18	54A, 62A	Light Gold Square Puff Cloth and Light Gold Crush Vinyl
22	54B, 62B, 65A	Medium Blue Wheel Pattern Cloth and Light Blue Crush Vinyl
24	54B, 62B, 65A	Light Beige Wheel Pattern Cloth and Light Beige Crush Vinyl
24	71B, 71E	Light Beige Wheel Pattern Cloth and Light Beige Crush Vinyl
25	54B, 62B, 65A	Red Wheel Pattern Cloth and Red Crush Vinyl
27	54B, 62B, 65A	Medium Turquoise Wheel Pattern Cloth and Light Turquoise Crush Vinyl
28	54B, 62B, 65A	Light Gold Wheel Pattern Cloth and Light Gold Crush Vinyl
32	54B, 62B, 65A, 71E	Medium Blue Crush Vinyl and Light Blue Crush Vinyl
32	71B	Medium Blue Crush Vinyl and Light Blue Crush Vinyl
34	71B, 71E	Light Beige Crush All Vinyl
35	54B, 62B, 65A, 71E	Red Crush All Vinyl
35	71B, 71E	Red Crush All Vinyl
38	54B, 62B, 65A	Light Gold Crush All Vinyl
39	54B, 62B, 65A	Medium Chestnut Crush Vinyl and Light Chestnut Crush Vinyl
42	71D	Light Blue Preline Vinyl and Light Blue Crush Vinyl
44	71D	Light Beige Preline Vinyl and Light Beige Crush Vinyl
82	65B	Medium Blue Crush Vinyl and Light Blue Crush Vinyl
82	71G	Medium Blue Crush Vinyl and Light Blue Crush Vinyl
82A	65B	Medium Blue Crush Vinyl and Light Blue Crush Vinyl
84	71G	Light Beige Crush All Vinyl
85	65B	Red Crush All Vinyl
85	71G	Red Crush All Vinyl
85A	65B	Red Crush All Vinyl
86	65B	Black Crush All Vinyl
86A	65B	Black Crush All Vinyl
88	65B	Light Gold Crush All Vinyl
88A	65B	Light Gold Crush All Vinyl
89	65B	Medium Chestnut Crush Vinyl and Light Chestnut Crush Vinyl
89A	65B	Medium Chestnut Crush Vinyl and Light Chestnut Crush Vinyl
031	54A	Medium Green Rib All Vinyl (Police and Taxi)
032	54A	Medium Green Rib All Vinyl (Police and Taxi)
041	62A	Medium Beige Rib All Vinyl (Police and Taxi)
121	54A, 62A	Medium Blue Wheel Pattern Cloth and Light Blue Crush Vinyl
122	54A, 62A	Medium Blue Scallop Pattern Cloth and Light Blue Crush Vinyl
123	34A	Medium Blue Square Puff Cloth and Light Blue Crush Vinyl
124	54A, 62A	Light Blue Crush Vinyl and Medium Blue Crush Vinyl
125	54A, 62A	Medium Blue Bar-O Pattern Cloth and Light Blue Crush Vinyl
151	54A, 62A	Red Square Puff Cloth and White Vinyl
152	54A	Red Crush Vinyl and White Crush Vinyl
153	54A, 62A	Red Bar-O Pattern Cloth and Red Crush Vinyl
181	54A, 62A	Medium Gold Bar-O Pattern Cloth and Light Gold Crush Vinyl
221	54B	Medium Blue Wheel Pattern Cloth and Light Blue Crush Vinyl
222	54B, 62B, 65A	Medium Blue Ellipse Pattern Cloth and Light Blue Crush Vinyl
241	54B	Light Beige Wheel Pattern Cloth and Light Beige Crush Vinyl
242	62A	Medium Beige Scallop Cloth and Light Beige Crush Vinyl
243	54B, 62B, 65A	Light Beige Wheel Pattern Cloth and Light Beige Crush Vinyl
244	54B, 62B, 65A	Light Beige Wheel Pattern Cloth and Light Beige Crush Vinyl
244	71B, 71E	Light Beige Wheel Pattern Cloth and Light Beige Crush Vinyl

1963 TRIM SCHEME CODES - continued
AS LISTED ON PATENT PLATE

C O D E	BODY TYPE	TRIM SCHEME
------------------	-----------	-------------

FAIRLANE - CONTINUED

251	54B, 62B, 65A	Red Ellipse Pattern Cloth and Red Crush Vinyl
271	54B	Medium Turquoise Wheel Pattern Cloth and Light Turquoise Crush Vinyl
272	54A	Medium Turquoise Wheel Pattern Cloth and Light Turquoise Crush Vinyl
273	54B, 62B, 65A	Medium Turquoise Ellipse Pattern Cloth and Light Turquoise Crush Vinyl
281	54B	Light Gold Wheel Pattern Cloth and Light Gold Crush Vinyl
282	54B, 62B, 65A	Medium Gold Ellipse Pattern Cloth and Light Gold Crush Vinyl
341	54A, 62A	Light Beige Crush All Vinyl
791	54A, 62A	Light Chestnut Crush Vinyl and Medium Chestnut Crush Vinyl

THUNDERBIRD

50		Medium Silver Blue Crinkle Vinyl and Light Silver Blue Vachette Vinyl
51		Light Rose Beige Crinkle Vinyl and Light Rose Beige Vachette Vinyl
52		Medium Blue Crinkle Vinyl and Light Blue Vachette Vinyl
54		Light Beige Crinkle Vinyl and Light Beige Vachette Vinyl
55		Red Crinkle Vinyl and Red Vachette Vinyl
56		Black Crinkle Vinyl and Black Vachette Vinyl
57		Medium Turquoise Crinkle Vinyl and Light Turquoise Vachette Vinyl
58		Light Gold Crinkle Vinyl and Light Gold Vachette Vinyl
59		Medium Chestnut Crinkle Vinyl and Medium Chestnut Vachette Vinyl
72		Light Blue Crinkle Vinyl and Dark Blue Pin Stripe Cloth
74		Light Beige Crinkle Vinyl and Medium Beige Pin Stripe Cloth
76		Black Crinkle Vinyl and Black Pin Stripe Cloth
77		Light Turquoise Crinkle Vinyl and Dark Turquoise Pin Stripe Cloth
82		Light Blue Crinkle Leather and Light Blue Vachette Leather
83		White Crinkle All Leather with Rose Beige
84		Light Beige Crinkle Leather and Light Beige Vachette Leather
85		Red Crinkle Leather and Red Vachette Leather

FALCON

18	54A, 62A	Light Gold Crush Vinyl and Light Gold Ladder Cloth
22	54B, 62B	Light Blue Crush Vinyl and Medium Blue Bar Line Cloth
22A	54B, 62B	Light Blue Crush Vinyl and Medium Blue Bar Line Cloth
24	54B, 59B, 62B, 71B, 71C	Light Beige Crush Vinyl and Medium Beige Bar Line Cloth
24A	54B, 62B	Light Beige Crush Vinyl and Medium Beige Bar Line Cloth
25	54B, 62B	Red Crush Vinyl and Red Bar Line Cloth
25A	54B, 62B	Red Crush Vinyl and Red Bar Line Cloth
27	54B, 62B	Light Turquoise Crush Vinyl and Medium Turquoise Bar Line Cloth
27A	54B, 62B	Light Turquoise Crush Vinyl and Medium Turquoise Bar Line Cloth
28	54B, 62B	Light Gold Crush Vinyl and Light Gold Bar Line Cloth
28A	54B, 62B	Light Gold Crush Vinyl and Light Gold Bar Line Cloth
52	76A	Light Blue Crush Vinyl and Medium Blue Crush Vinyl
52A	76A	Light Blue Crush Vinyl and Medium Blue Crush Vinyl
54	59A, 71A	Light Beige Crush Vinyl and Light Beige Steerhead Vinyl
55	76A	Red Crush All Vinyl
55A	76A	Red Crush All Vinyl

1963 TRIM SCHEME CODES - continued
AS LISTED ON PATENT PLATE

C O D E	BODY TYPE	TRIM SCHEME
FALCON - CONTINUED		
56	54B, 62B	Black Crush All Vinyl
56	63B	Black Crush All Vinyl
56	59B, 66B, 71B, 71C, 78B	Black Crush All Vinyl
56	76A	Black Crush All Vinyl
56A	54B, 62B	Black Crush All Vinyl
56A	76A	Black Crush All Vinyl
57	76A	Light Turquoise Crush Vinyl and Medium Turquoise Crush Vinyl
57A	76A	Light Turquoise Crush Vinyl and Medium Turquoise Crush Vinyl
58	76A	Light Gold Crush All Vinyl
58A	76A	Light Gold Crush All Vinyl
72	54B, 62B	Light Blue Crush Vinyl and Medium Blue Crush Vinyl
72	63B	Light Blue Crush Vinyl and Medium Blue Crush Vinyl
72	59B, 71B, 71C	Light Blue Crush Vinyl and Medium Blue Crush Vinyl
72A	54B, 62B	Light Blue Crush Vinyl and Medium Blue Crush Vinyl
74	66A, 78A	Light Beige Crush Vinyl and Light Beige Steerhead Vinyl
75	54B, 62B	Red Crush All Vinyl
75	63B	Red Crush All Vinyl
75	59B, 66B, 71B, 71C, 78B	Red Crush All Vinyl
75A	54B, 62B	Red Crush All Vinyl
77	54B, 62B	Light Turquoise Crush Vinyl and Medium Turquoise Crush Vinyl
77	63B	Light Turquoise Crush Vinyl and Medium Turquoise Crush Vinyl
77A	54B, 62B	Light Turquoise Crush Vinyl and Medium Turquoise Crush Vinyl
78	54B, 62B	Light Gold Crush All Vinyl
78	63B	Light Gold Crush All Vinyl
78A	54B, 62B	Light Gold Crush All Vinyl
82	62C, 63C	Light Blue Crush Vinyl and Medium Blue Crush Vinyl (Double welt)
82	71D	Light Blue Crush Vinyl and Medium Blue Crush Vinyl (Double welt)
82	76B	Light Blue Crush Vinyl and Medium Blue Crush Vinyl (Double welt)
82A	62C, 63C	Light Blue Crush Vinyl and Medium Blue Crush Vinyl (Double welt)
82A	76B	Light Blue Crush Vinyl and Medium Blue Crush Vinyl (Double welt)
82B	62C, 63C	Light Blue Crush Vinyl and Medium Blue Crush Vinyl (Single welt)
82B	71D	Light Blue Crush Vinyl and Medium Blue Crush Vinyl (Single welt)
82B	76B	Light Blue Crush Vinyl and Medium Blue Crush Vinyl (Single welt)
85	62C, 63C	Red Crush All Vinyl (Double welt)
85	71D	Red Crush All Vinyl (Double welt)
85	76B	Red Crush All Vinyl (Double welt)
85A	62C, 63C	Red Crush All Vinyl (Double welt)
85A	76B	Red Crush All Vinyl (Double welt)
85B	62C, 63C	Red Crush All Vinyl (Single welt)
85B	71D	Red Crush All Vinyl (Single welt)
85B	76B	Red Crush All Vinyl (Single welt)

1963 TRIM SCHEME CODES - continued

AS LISTED ON PATENT PLATE

MDOC	BODY TYPE	TRIM SCHEME
FALCON - CONTINUED		
86	62C, 63C	Black Crush All Vinyl (Double welt)
86	71D	Black Crush All Vinyl (Double welt)
86	76B	Black Crush All Vinyl (Double welt)
86A	62C, 63C	Black Crush All Vinyl (Double welt)
86A	76B	Black Crush All Vinyl (Double welt)
86B	62C, 63C	Black Crush All Vinyl (Single welt)
86B	71D	Black Crush All Vinyl (Single welt)
86B	76B	Black Crush All Vinyl (Single welt)
87	62C, 63C	Light Turquoise Crush Vinyl and Medium Turquoise Crush Vinyl (Double welt)
87	76B	Light Turquoise Crush Vinyl and Medium Turquoise Crush Vinyl (Double welt)
87A	62C, 63C	Light Turquoise Crush Vinyl and Medium Turquoise Crush Vinyl (Double welt)
87A	76B	Light Turquoise Crush Vinyl and Medium Turquoise Crush Vinyl (Double welt)
87B	62C, 63C	Light Turquoise Crush Vinyl and Medium Turquoise Crush Vinyl (Single welt)
87B	76B	Light Turquoise Crush Vinyl and Medium Turquoise Crush Vinyl (Single welt)
88	62C, 63C	Light Gold Crush All Vinyl (Double welt)
88	76B	Light Gold Crush All Vinyl (Double welt)
88A	62C, 63C	Light Gold Crush All Vinyl (Double welt)
88A	76B	Light Gold Crush All Vinyl (Double welt)
88B	62C, 63C	Light Gold Crush All Vinyl (Double welt)
88B	76B	Light Gold Crush All Vinyl (Single welt)
92	54A, 62A	Light Blue Crush Vinyl and Medium Blue Ladder Cloth
95	54A, 62A	Red Crush Vinyl and Red Ladder Cloth
98	54A, 62A	Light Gold Crush Vinyl and Light Gold Ladder Cloth
181	54A, 62A	Light Gold Crush Vinyl and Light Gold Ladder Cloth
182	54A, 62A	Light Gold Crush Vinyl and Light Gold Band Pattern Cloth
221	54B, 62B	Light Blue Crush Vinyl and Medium Blue Band Pattern Cloth
241	59B, 71B	Light Beige Crush Vinyl and Pearl Beige Crush Vinyl
251	54B, 62B	Red Crush Vinyl and Red Band Pattern Cloth
271	54B, 62B	Light Turquoise Crush Vinyl and Light Turquoise Band Pattern
281	54B, 62B	Light Gold Crush Vinyl and Light Gold Band Pattern Cloth
541	59A, 71A	Light Beige Crush Vinyl and Medium Beige Steerhead Vinyl
542	59A, 71A	Light Beige Crush Vinyl and Medium Beige Thong Stripe Cloth
561	54A, 71B	Black Crush Vinyl and White Crush Vinyl
721	71B	Light Blue Crush Vinyl and Medium Blue Crush Vinyl
741	66A	Light Beige Crush Vinyl and Medium Beige Steerhead Vinyl
751	66B, 71B	Red Crush Vinyl and White Crush Vinyl
921	54A, 62A	Light Blue Vinyl and Medium Blue Arrow Cloth
922	54A, 62A	Light Blue Crush Vinyl and Medium Blue Crush Vinyl
923	54A, 62A	Light Blue Crush Vinyl and Medium Blue Band Pattern Cloth
941	54A, 62A	Light Beige Crush Vinyl and Medium Beige Arrow Cloth
942	62A	Light Beige Crush All Vinyl
951	54A, 62A	Red Crush Vinyl and White Crush Vinyl
952	54A, 62A	Red Crush Vinyl and Red Band Pattern Cloth
981	54A, 62A	Light Gold Crush Vinyl and Light Gold Band Pattern Cloth

FORD CAR PARTS

1963
SOFT TRIM

1219

BODY TYPE	R/L	PART NUMBER LESS SUFFIX	TRIM CODES, COLORS and APPLICABLE PART NUMBER SUFFIXES												Q T Y.		
			SECOND CHARACTER of TRIM CODE														
TRIM CODES			1	2	3	4	5	7	8	9	0	0	ALL CODES	ALL CODES	OTHER	OTHER	
COLORS			GREY	BLUE	GREEN	BEIGE or BROWN	RED	TURQ.	GOLD or YELLOW	CHEST- NUT	SILVER BLUE	ROSE BEIGE	BLACK	WHITE	SEE FOOT- NOTE	SEE FOOT- NOTE	
02344-5 PANEL - COWL TRIM																	
A	R	C3AZ 6202344				AAB	AAF										1
	L	C3AZ 6202345				AAB	AAF			AEC							1
	R	C2AZ 6202344						BDD						BAG			1
	L	C2AZ 6202345						BDD		CAF				BAG			1
		351746-S13(UU89)	No. 8-15 x 1 1/4" Cross recess washer head screw												5		
B	R	C3OZ 6202344				DAB	DAF			CDH	DCE						1
	L	C3OZ 6202345				DAB	DAF			CDH	DCE						1
	R	C5OZ 6202344						BGA						BGF			1
	L	C5OZ 6202345						BGA						BGF			1
X(exc. 76)	R	C2DZ 6402344						ABA									1
	R	C4DZ 6202344				BAC											1
	R	C5DZ 6202344											CFB				1
X(76)	R	C4DZ 7602344				BAC		BAB					BAG				1
	L	C4DZ 7602345				BAC		BAB					BAG				1
B, X		52376-S13(U296)	No. 8-15 x 1" Cross recess oval head screw												AR		
02600 WINDLACE - DOOR OPENING and QUARTER PILLAR																	
A		C3DZ 5402906								ADD							*
		C1DB 7102906						A14		ADD			A13				*
B		C3DZ 5402906								ADD							*
		C3DZ 7102906				ABD	ABG										*
		C1DB 7102906						A14					A13				*
X		C3DZ 5402906								ADD							*
		C3DZ 7102906				ABD	ABG										*
		C1DB 7102906						A14					A13				*
A, B			For center body pillar windlace refer to Group 24486														
04104-5 VISOR - LESS ARM and BRACKET - PADDED																	
A(exc. 63, 76)		C3AZ 6504104												AAB			2
A(76)	R	C4AZ 7604104											AAB				1
	L	C4AZ 7604105						AAC					AAB				1
B(exc. 65)		C3OZ 6204104												CAB			2
B(65)		C3OZ 6504104												CCC			2
S(63)		C3SZ 6304104													BAB		2
S(76)	R	C5SZ 7604104											BBC				1
	L	C5SZ 7604105											BBC				1
X(exc. 63, 76)		C3DZ 6204104													BAB		2
X(63)		C3DZ 6304104													BBD		2
X(76)	R	C5DZ 7604104						BGB									1
	L	C5DZ 7604105						BGB									1
04200 INSTRUMENT PANEL PAD - ATTACHING KIT - Refer to Group in Body Section																	
04290 PAD - INSTRUMENT PANEL - UPPER																	
A		C3AZ 6204290				CAB		BAG	CAD	BEC	BCC			BCD			1
		C3AZ 6504290											BEF				1
B		C3OZ 6204290				AAB											1
		C2OZ 6204290						ABC									1
S		C2SZ 6304290												AAG			1
X		C3DZ 6204290				AAB		ACB						ABF			1

* As required. Cut to fit.

BODY TYPE	R/L	PART NUMBER LESS SUFFIX	TRIM CODES, COLORS and APPLICABLE PART NUMBER SUFFIXES														Q T Y.
			SECOND CHARACTER of TRIM CODE														
TRIM CODES			1	2	3	4	5	7	8	9	0	0	ALL CODES	ALL CODES	OTHER	OTHER	
COLORS			GREY	BLUE	GREEN	BEIGE or BROWN	RED	TURQ.	GOLD or YELLOW	CHEST- NUT	SILVER BLUE	ROSE BEIGE	BLACK	WHITE	SEE FOOT- NOTE	SEE FOOT- NOTE	
112A52-3 COVER - REAR FLOOR PAN REAR CORNER EXTENSION - Refer to Group 11488																	
11488 COVER - SEAT BACK and FLOOR																	
A(71), B(71)		C3AZ 7111488		AAJ													*
		C0AB 7111488						A09									*
11583 COVER - AUXILIARY FLOOR - Refer to Group 11488																	
12040 COVER - REAR FLOOR FRONT RISER - Refer to Group 11488																	
13000 CARPET - FRONT FLOOR																	
A(exc. 63C, 65B, 71G, H, 75C, 76B)		C3AZ 6213000		AAJ													1
		C2AZ 6213000						DCB		HAF			DAG				1
		350075-S13(UU88)	Screw-washer head, cross recess, tapping-No. 8-15 x 3/4"														AR
		351746-S13(UU89)	Screw-washer head, cross recess, tapping-No. 8015 x 1 1/4"														AR
13000 MAT - FRONT FLOOR																	
A		C2AZ 7113000		ACG		ADE	ADF	ACJ									1
		C2AZ 6213000											BDB				1
B		C5OZ 6213000											BAC				1
B(71)		C3OZ 7113000		ACC		AAF											1
X(exc. 76)		C2DZ 6413000											BAB				1
13040 MAT - -AUXILIARY FLOOR																	
A(71)		C2AZ 7113040		ACG		ADE											1
13046 CARPET - REAR FLOOR																	
A(54)		C2AZ 5413046											DAG				1
13046 MAT - REAR FLOOR																	
A		C2AZ 7113046		CCG		CDE	CDF	CCJ									1
B		C3OZ 5413046											†ABE				1
		C2OZ 5413046											†BBA				1
X(54, 62, 63B)		C2DZ 5813046											BAB				1
X(59, 71)		C2DZ 5913046											BCD				1
13051 PAD - REAR FLOOR - ALL PURPOSE - REVERSIBLE																	
A(59, 71), B(71), X(59, 71)		C6AZ 7113051		◇C		◆B							◆A				1
13164-7 CARPET - FRONT FLOOR SIDE																	
S	R	C2SZ 6313164		CAB		AAF	ABD						AAG				1
	L	C2SZ 6313167		CAB		AAF	ABD						AAG				1
13176 MAT - REAR FLOOR REAR																	
X(59, 71)		C2DZ 5913176											BCD				1
20130 POCKET KIT - DOOR STORAGE - DRAW STRING TYPE - INCLUDES ATTACHING PARTS																	
A, B, S, X		C3RZ 6220130											A				1
		C6AZ 6220130		D		B	C		A								1
23943 PANEL - FRONT DOOR TRIM																	
BODY TYPE	R/L	PART NUMBER LESS SUFFIX	TRIM CODES AND APPLICABLE PART NUMBER SUFFIXES														Q T Y.
			TRIM CODES														
S	L	C3SZ 6323943	52	54	55	56	72	74	76	82	84	85	86				1
			CAB	DAE	CBD	CAF	CAB	DAE	CAF	CAB	DAE	CBD	CAF				

* Cut to fit † Vinyl coated rubber ‡ Rubber ◇ Blue and Grey ◆ Brown and Green
 ◆ Charcoal and Red

FORD CAR PARTS

1963
SOFT TRIM

1221

BODY TYPE	R/ L	PART NUMBER LESS SUFFIX	TRIM CODES, COLORS and APPLICABLE PART NUMBER SUFFIXES														Q T Y
			SECOND CHARACTER of TRIM CODE														
			1	2	3	4	5	7	8	9	0	0	ALL CODES	ALL CODES	OTHER	OTHER	
TRIM CODES		COLORS												SEE FOOT- NOTE	SEE FOOT- NOTE		
24140-1 REST - FRONT DOOR ARM - INCLUDES ATTACHING PARTS																	
A(54B, E, 62B, E, 71B, C)-front door	R	C3AZ 6224140					AAG									1	
	L	C3AZ 6224141		AAB			AAG		AEG							1	
	L	C3MY 6224141						AAD								1	
A(exc. 54B, E, 62B, E, 71B, C)-front and rear door	R	C3AZ 6224140					ABC						ACD			2	
	L	C3AZ 6224141				ABB	ABC	AAK	AEC	ACC			ACD			2	
	R	C4AZ 6224140		DFE												2	
	L	C4AZ 6224141		DFE												2	
A(54B, E, 71B, C)-rear door	R	C3AZ 5427540					AAG									1	
	L	C3AZ 5427541							AEG							1	
B(54A, 62A, 71D)-front and rear door	R	C3OZ 6224140					ABC									2	
	L	C3OZ 6224141		ABE												2	
B(54B, 62B, 65, 71B, E, G)-front and rear door	R	C3AZ 5427540					AAG									2	
	L	C3AZ 5427541							AEG							2	
	L	C3MY 5427541											ADC			2	
S			Serviced in assembly - Refer to Group 23942-3														
X(54A, 59, 62A, 66, 71, 78)-front and rear door	R	C3DZ 6224141		AAB		ABC			ADD							2	
	L	C3DZ 6224140		AAB		ABC			ADD							2	
	R	C5TZ 8124141					AGA									2	
	L	C5TZ 8124140					AGA									2	
	R	C8TZ 8124141											ACA			2	
	L	C8TZ 8124140											ACA			2	
X(54B, 62B, C, 63, 76)-front door	L	C3DZ 6224141		ABJ												1	
	R	C3DZ 7624140					ACB									1	
	L	C3DZ 7624141					ACB						ACC			1	
X(54B)-rear door	R	C3AZ 5427540					AAG									1	
	L	C3AZ 5427541							AEG							1	
	R	C3DZ 5427540		ACJ												1	
	L	C3DZ 5427541		ACJ												1	
	L	C3MY 5427541											ADC			1	
243A00 WELT - CENTER BODY PILLAR																	
X(54, 71)		C0DB 58243A00											C			4	
24346-7 PANEL - CENTER BODY PILLAR INSIDE FINISH																	
A(54, 71). X(54, 71)			Refer to Group in Body Section														
B(54, 71)	R	C3OZ 5424346		A		D										1	
	L	C3OZ 5424347		A		D		B	C	E						1	
			350075-S13(UU88) No. 8-15 x 3/4" Cross recess washer head screw													4	
24486 WINDLACE - CENTER BODY PILLAR																	
A(54, 71)		C2AZ 5424486					AAJ									4	
B(54, 71)		C3OZ 5424486		BAB		BAF		BAD		BCE						4	
27540-1 REST - REAR DOOR ARM - Refer to Group 24140-1																	

BODY TYPE	R/ L	PART NUMBER LESS SUFFIX	TRIM CODES, COLORS and APPLICABLE PART NUMBER SUFFIXES																Q T Y.
			SECOND CHARACTER of TRIM CODE										ALL CODES	ALL CODES	OTHER	OTHER			
			1	2	3	4	5	7	8	9	0	0	BLACK	WHITE	SEE FOOT- NOTE	SEE FOOT- NOTE			
TRIM CODES →		GREY	BLUE	GREEN	BEIGE or BROWN	RED	TURQ.	GOLD or YELLOW	CHEST- NUT	SILVER BLUE	ROSE BEIGE								
COLORS →																			
31112-3 PANEL - QUARTER TRIM REAR																			
A(71)	R	C3AZ 7131112				AAF										1			
	R	C4AZ 7131112					AFF									1			
	L	C4AZ 7131113					AFF									1			
		52376-S13(U296)	No. 8-15 x 1" Cross recess oval head screw													4			
B(71)	R		Refer to Group 47042 in Body Section																
	L	C4OZ 7131113	AFF													1			
	L	C5OZ 7131113										AAB				1			
		350075-S13(UU88)	Screw-wahser head cross recess-No. 8-15 x 3/4"													1			
X(59, 71)	R		Refer to Group 47042																
	L	C5DZ 5931113				BGC						BGB				1			
31448-9 WINDLACE - DOOR OPENING and QUARTER PILLAR																			
A(63, 65, 76)			Refer to Group 02600																
31466 WELT - QUARTER WHEELHOUSE FLANGE COVER																			
X(54, 62, 63, 76)		C0DB 58243A00										*C				2			
31750 COVER - QUARTER WHEELHOUSE - IN LUGGAGE COMPARTMENT																			
S(63)	R	C1SZ 6331750	CAB													1			
45416-7 LININGBOARD - LUGGAGE COMPARTMENT SIDE																			
A(54A, 62A, 63, 65, 75, 76)	R	C3AZ 6245416	BAB													1			
	L	C3AZ 6245417	BAB													1			
		42154-S8(U256)	Screw-hex, wahser head, tapping-No. 14-10 x 1"													8			
		44719-S8(X17)	Washer-flat-1/4"													8			
S(63)	R	C1SZ 6345416	BAB													1			
		350075-S13(UU88)	Screw-wahser head, cross recess, tapping-No. 8-15 x 3/4"													3			
45454-5 COVER - LUGGAGE COMPARTMENT FLOOR FRONT SIDE																			
S(63)	R	C1SZ 6345454	DAB													1			
	L	C1SZ 6345455	DAB													1			
45456 COVER - LUGGAGE COMPARTMENT FLOOR																			
A(exc. 71)		C3AZ 6245456	AAB													1			
B(exc. 71)		C3OZ 6245456	AAB													1			
S(63)			Refer to Groups 45454-5 and 45476																
X(54, 62, 76)		C1DB 6445456	B01													1			
X(63)		C3DZ 6345456	AAB													1			
45476 COVER - LUGGAGE COMPARTMENT FLOOR - REAR																			
S(63)		C1SZ 6345476	DAB													1			
45489 COVER - LUGGAGE COMPARTMENT FUEL FILLER HOUSING																			
A(exc. 71)		C3AZ 6245489	AAB													1			
45522-3 LININGBOARD - LUGGAGE COMPARTMENT - REAR																			
S(63)	R	C1SZ 6345522	CAB													1			
	L	C1SZ 6345523	CAB													1			

* Cut to fit

FORD CAR PARTS

1963
SOFT TRIM

1223

BODY TYPE	R/ L	PART NUMBER LESS SUFFIX	TRIM CODES, COLORS and APPLICABLE PART NUMBER SUFFIXES												Q T Y.	
			SECOND CHARACTER of TRIM CODE										ALL CODES	ALL CODES		OTHER
TRIM CODES →			1	2	3	4	5	7	8	9	0	0				
COLORS →			GREY	BLUE	GREEN	BEIGE or BROWN	RED	TURQ.	GOLD or YELLOW	CHEST- NUT	SILVER BLUE	ROSE BEIGE	BLACK	WHITE	SEE FOOT- NOTE	SEE FOOT- NOTE
46656 PANEL - PACKAGE TRAY TRIM																
A(54, 62, 65A, 76)		C2AZ 6246656						ACB								1
A(63B)		C3AZ 6346656											ACD			1
A(63C)			Refer to Group 46668 in Body Section													
S(63)			Refer to Group 46668 in Body Section													
47022 COVER - SPARE WHEEL WELL PANEL FLOOR - Refer to Group 11488																
47042 COVER - SPARE WHEEL WELL																
B(71)			Refer to Group in Body Section													
X(59, 71, 78)	R	C3DZ 5947042		ABD		ABG										1
	R	C5DZ 7147042					AGD						AGA			1
	L		Refer to Group 31112-3													
501A34 COVER - TONNEAU - LESS HEAD RESTS																
S(76B)		C2SZ 76501A34-C	Fibre glass - Paint to match													1
		C2SZ 76501A36-A	Retainer													2
		C2SZ 7654810-A	Loop (retaining)													1
		353766-S(MM269)	Nut (spring)-push on type-5/16"-18													2
		374301-S37 (MM120C)	Nut-rievet type-5/16"-18													2
		★50419-S13	Screw-oval head, cross recess-No. 10-32 x 3/4"													2
		34803-S7(X60)	Washer-lock-No. 10													2
		34079-S7(M163)	Nut-hex. -No. 10-32													2
51416 MOULDING - FOLDING TOP NO. 4 BOW OUTSIDE - INCLUDES RETAINER																
A(76), X(76)		C3AZ 7651416		*D									*F	*E		1
		C3AZ 76514A00-A	End tip													2
		357556-S15(UU53)	Screw-oval head, cross recess-No. 6-18 x 7/8"													2
51916 HEADLINING - ROOF																
A(54, 62, 65, 75)		C3AZ 6251916												BAB		1
A(71)			Refer to Group 52016													
B(54, 62)		C3OZ 6251916												BBE		1
52016 TRIM KIT - ROOF PANEL																
A(71)		C3AZ 7152016												AAC		AR
52300 BINDING - FOLDING TOP NO. 4 BOW and BELT RAIL																
S(76)		C2SZ 7652300											A01	A02		AR
		C3AZ 76514A00-A	End tip													2
		357556-S15(UU53)	Screw-oval head, cross recess-No. 6-18 x 7/8"													2
52500 WINDOW - FOLDING TOP BACK CURTAIN																
A(76)		C3AZ 7652500		AAB									AAB	AAB		1
S(76)		C1SB 7652500											B01	B02		1
X(76)		C4DZ 7652500		AAB									AAB	AAB		1

* Cut to fit

BODY TYPE	R/L	PART NUMBER LESS SUFFIX	TRIM CODES AND APPLICABLE PART NUMBER SUFFIXES										QTY.
60136-7 BACK KIT - FRONT SEAT - CONSISTS OF SPRING, PADS, WIRES and INSTRUCTION SHEET - SHIPPED K.D.													
TRIM CODES → All													
B(54A, B)		C4DZ 5460136	A										1
B(62A, B, 65A)	R	C4DZ 6260136	A										1
	L	C4DZ 6260137	A										1
B(65B)		C5OZ 6560136	A										2
B(71B, D, E)		C4DZ 5460136	A										1
X(54A, B)		C4DZ 5460136	A										1
X(59A, B, 62A, B, 63B)	R	C4DZ 6260136	A										1
	L	C4DZ 6260137	A										1
X(63C)		C5DZ 6360136	A										2

BODY TYPE	R/L	PART NUMBER LESS SUFFIX	TRIM CODES, COLORS and APPLICABLE PART NUMBER SUFFIXES														QTY.			
TRIM CODES →			SECOND CHARACTER of TRIM CODE										ALL CODES		ALL CODES		OTHER		OTHER	
COLORS →			1	2	3	4	5	7	8	9	0	0	BLACK	WHITE	SEE FOOT-NOTE	SEE FOOT-NOTE				
			GREY	BLUE	GREEN	BEIGE or BROWN	RED	TURQ.	GOLD or YELLOW	CHEST-NUT	SILVER BLUE	ROSE BEIGE								

60570-1 COVER - REAR SEAT BACK FLOOR - Refer to Group 11488													
60673 COVER - REAR SEAT BACK PANEL EXTENSION - FLOOR - Refer to Group 11488													
60966-7 COVER - REAR SEAT CUSHION PANEL FLOOR - Refer to Group 11488													
60968 COVER - AUXILIARY SEAT BACK PANEL - FRONT FLOOR - Refer to Group 11488													
60970 COVER - AUXILIARY SEAT BACK PANEL - REAR FLOOR - Refer to Group 11488													

63501 ORNAMENT and STRAP ASSY. - FRONT and REAR SEAT BACK													
A(54A, 62A, 71A, E, 75A, 76A)			Refer to 64824										
A(63C, 65B, 75C, 76B)-frt. seat back		C2AZ 7663501-A											6
	-rear seat back	C2AZ 7663501-B											8
A(71G, H)			Refer to Group 64824										
B(65B, 71G), S			Refer to Group 64824										
X(62C, 63C, 71D, 76B)			Refer to Group 64824										

64466 COVER and PAD KIT - AUXILIARY SEAT CUSHION BACK													
B(71)		ΔC3OZ 7164466	A	B									1
		ΔC4OZ 7164466			C								1

64824 ORNAMENT - FRONT and REAR SEAT BACK														
A(54A, 62A, 63B, 65A, 71A, E, G, H, 75A, 76A)	-front seat back	C3AZ 6264824											ΔA	AR
		C3AZ 6264824											ΔB	AR
	-rear seat back	C3AZ 6264824											ΔA	AR
		C3AZ 6264824											ΔB	AR
A(63C, 65B, 75C, 76B)			Refer to Group 63501											
B(65B, 71G)	-front seat back	C3OZ 6564824											ΔA	2
	-rear seat back													2
X(62C, 63C, 71D)	-front seat back	C3DZ 6264824											ΔA	2
	-rear seat back													2

◇ Chrome-1 3/8" long ♦ Chrome-4 11/32" long • Chrome Δ Includes rear bumper step assembly

THE SOFT TRIM SECTION INCLUDES ONLY THOSE ITEMS WHICH
WERE AVAILABLE FOR SERVICE AT THE TIME OF PRINTING. ITEMS NOT
SHOWN IN THE CATALOG MUST BE IMPROVISED OR PROCURED LOCALLY.

1964 TRIM SCHEME CODES

AS LISTED ON PATENT PLATE

C O D E	BODY TYPE	TRIM SCHEME
FORD		
03	54B, 54E, 62B, 62E	Medium green crush vinyl and medium green rib vinyl(Police and Taxi)
04	54B, 54E, 62B, 62E	Medium beige crush vinyl and medium beige rib vinyl (Police and Taxi)
12	54A, 57B, 62A, 63B	Light blue crush vinyl and medium blue chain weave cloth
12A	57B	Light blue crush vinyl and medium blue chain weave cloth
14	54A, 57B, 62A, 63B	Light beige crush vinyl and medium beige chain weave cloth
14	71	Light beige crush vinyl and medium beige chain weave cloth
14A	57B	Light beige crush vinyl and medium beige chain weave cloth
15	54A, 57B, 62A, 63B	Red crush vinyl and red chain weave cloth
15A	57B	Red crush vinyl and red chain weave cloth
16	54A, 57B, 62A, 63B	Black crush vinyl and black chain weave cloth
17	54A, 57B, 62A, 63B	Light turquoise crush vinyl and medium turquoise chain weave cloth
17A	57B	Light turquoise crush vinyl and medium turquoise chain weave cloth
22	54B, 62B	Light blue crush vinyl and medium blue louver pattern cloth
24	54B, 62B	Light beige crush vinyl and medium beige louver pattern cloth
25	54B, 62B	Red crush vinyl and red louver pattern cloth
27	54B, 62B	Light turquoise crush vinyl and medium turquoise louver pattern cloth
32	54E, 62E	Light blue crush vinyl and medium blue bar dot pattern cloth
32A	54E, 62E	Light blue crush vinyl and medium blue crush vinyl
34	54E, 62E	Light beige crush vinyl and medium beige bar dot pattern cloth
35	54E, 62E	Red crush vinyl and red bar dot pattern cloth
35A	54E, 62E	Red crush all vinyl
42	71B, 71C	Medium blue mosaic pattern vinyl and light blue crush vinyl
42A	71B, 71C	Light blue crush vinyl and medium blue crush vinyl
44	71B, 71C	Medium beige mosaic pattern vinyl and light beige crush vinyl
44A	71B, 71C	Light beige crush vinyl and medium beige chain weave cloth
45	71B, 71C	Red mosaic pattern vinyl and red crush vinyl
45A	71B, 71C	Red crush all vinyl
47	71B, 71C	Medium turquoise mosaic pattern cloth and light turquoise crush vinyl
54	57C, 63C	Light beige vinyl and beige chain weave cloth
64	54B, 62B	Light beige crush all vinyl
64	54E, 62E	Light beige crush all vinyl
71	57B, 63B	Light silver blue crush vinyl and medium silver blue crush vinyl
71	76A	Light silver blue crush vinyl and medium silver blue crush vinyl
71A	57B	Light silver blue crush vinyl and medium silver blue crush vinyl
72	54A, 54E, 57B, 62A, 62E, 63B	Light blue crush vinyl and medium blue crush vinyl
72	71	Light blue crush vinyl and medium blue crush vinyl
72	76A	Light blue crush vinyl and medium blue crush vinyl
72A	57B	Light blue crush vinyl and medium blue crush vinyl
74	54A, 57B, 62A, 63B	Light beige crush vinyl and medium beige crush vinyl
74	76A	Light beige crush vinyl and medium beige crush vinyl
74A	57B	Light beige crush vinyl and medium beige crush vinyl
75	54A, 54E, 57B, 62A, 62E, 63B	Red crush all vinyl
75	71	Red crush all vinyl
75	76A	Red crush all vinyl
75A	57B	Red crush all vinyl

1964 TRIM SCHEME CODES - continued

AS LISTED ON PATENT PLATE

CODE	BODY TYPE	TRIM SCHEME
FORD - CONTINUED		
76	57B, 63B	Black crush all vinyl
76	71	Black crush all vinyl
76	76A	Black crush all vinyl
76A	57B	Black crush all vinyl
77	76A	Light turquoise crush vinyl and medium turquoise crush vinyl
79	71	Medium palomino crinkle all vinyl
80	57C, 63C	White crush all vinyl with black
80	76B	White crush all vinyl with black
80A	57C, 63C	White crush all vinyl with black
80A	76B	White crush all vinyl with black
81	57C, 63C	Light silver blue crush vinyl and medium silver blue crush vinyl
81	76B	Light silver blue crush vinyl and medium silver blue crush vinyl
81A	57C, 63C	Light silver blue crush vinyl and medium silver blue crush vinyl
81A	76B	Light silver blue crush vinyl and medium silver blue crush vinyl
82	57C, 63C	Light blue crush vinyl and medium blue crush vinyl
82	76B	Light blue crush vinyl and medium blue crush vinyl
82A	57C, 63C	Light blue crush vinyl and medium blue crush vinyl
82A	76B	Light blue crush vinyl and medium blue crush vinyl
84	57C, 63C	Light beige crush all vinyl
84	76B	Light beige crush all vinyl
84A	57C, 63C	Light beige crush all vinyl
84A	76B	Light beige crush all vinyl
85	57C, 63C	Red crush all vinyl
85	76B	Red crush all vinyl
85A	57C, 63C	Red crush all vinyl
85A	76B	Red crush all vinyl
86	57C, 63C	Black crush all vinyl
86	76B	Black crush all vinyl
86A	57C, 63C	Black crush all vinyl
86A	76B	Black crush all vinyl
87	57C, 63C	Light turquoise crush vinyl and medium turquoise crush vinyl
87	76B	Light turquoise crush vinyl and medium turquoise crush vinyl
87A	57C, 63C	Light turquoise crush vinyl and medium turquoise crush vinyl
87A	76B	Light turquoise crush vinyl and medium turquoise crush vinyl
89	57C, 63C	Medium palomino crinkle all vinyl
89	76B	Medium palomino crinkle all vinyl
89A	57C, 63C	Medium palomino crinkle all vinyl
89A	76B	Medium palomino crinkle all vinyl
129	54A, 57B, 62A, 63B	Light blue crush vinyl and medium blue carthage cloth
149	54A, 57B, 62A, 63B, 71	Light beige crush vinyl and medium beige carthage cloth
159	54A, 57B, 62A, 63B	Red crush vinyl and red carthage cloth
169	54A, 57B, 62A, 63B	Black crush vinyl and black carthage cloth
179	54A, 57B, 62A, 63B	Light turquoise crush vinyl and medium turquoise carthage cloth
229	54B, 62B	Light blue crush vinyl and medium blue frost stripe cloth
249	54B, 62B	Light beige crush vinyl and medium beige frost stripe cloth
259	54B, 62B	Red crush vinyl and red frost stripe cloth
279	54B, 62B	Light turquoise crush vinyl and medium turquoise frost stripe cloth

1964 TRIM SCHEME CODES - continued

AS LISTED ON PATENT PLATE

C O D E	BODY TYPE	TRIM SCHEME
FORD - CONTINUED		
329	54E, 62E	Light blue crush vinyl and medium blue plaid stripe cloth
341	62E	Light beige crush all vinyl
342	54E, 62E	Light beige crush all vinyl
349	54E, 62E	Light beige crush vinyl and medium beige plaid stripe cloth
359	54E, 62E	Red crush vinyl and red plaid stripe cloth
549	57C, 63C	Light beige vinyl and medium palomino carthage pattern cloth
721	57B, 71E	Light blue crush vinyl and medium blue crush vinyl
751	76A	Red crinkle all vinyl
FAIRLANE		
04	54A	Medium beige crush vinyl and medium beige rib vinyl(Police and Taxi)
12	54A, 62A	Light blue crush vinyl and medium blue bar O pattern cloth
12A	54A, 62A	Light blue crush vinyl and medium blue bar O pattern cloth
14	54A, 62A	Light beige crush vinyl and medium beige bar O pattern cloth
14A	54A, 62A	Light beige crush vinyl and medium beige bar O pattern cloth
15	54A, 62A	Red crush vinyl and red bar O pattern cloth
15A	54A, 62A	Red crush vinyl and red bar O pattern cloth
22	54B, 62B, 65A	Light blue crush vinyl and medium blue ellipse pattern cloth
24	54B, 62B, 65A	Light beige crush vinyl and medium beige ellipse pattern cloth
25	54B, 62B, 65A	Red crush vinyl and red ellipse pattern cloth
27	54B, 62B, 65A	Light turquoise crush vinyl and medium turquoise ellipse pattern cloth
42	71D	Light blue crush vinyl and light blue preline pattern vinyl
42A	71D	Light blue crush vinyl and light blue preline pattern vinyl
44	71D	Light beige crush vinyl and light beige preline pattern vinyl
44A	71D	Light beige crush vinyl and light beige preline pattern vinyl
56	65B	Black crush vinyl and black chain weave cloth
56A	65B	Black crush vinyl and black chain weave cloth
62	54B, 62B, 65A, 71B	Light blue crush vinyl and medium blue crush vinyl
62A	71B	Light blue crush vinyl and medium blue crush vinyl
64	54B, 62B, 65A	Light beige crush all vinyl
65	54B, 62B, 65A, 71B	Red crush all vinyl
65A	71B	Red crush all vinyl
66	65A, 71B	Black crush all vinyl
66A	71B	Black crush all vinyl
69	71B	Medium palomino crinkle all vinyl
69A	71B	Medium palomino crinkle all vinyl
74	71B	Light beige crush vinyl and light beige cord cloth
80	65B	White crush all vinyl with black
80A	65B	White crush all vinyl with black
81	65B	Light silver blue crush vinyl and medium silver blue crush vinyl
81A	65B	Light silver blue crush vinyl and medium silver blue crush vinyl
82	65B	Light blue crush vinyl and medium blue crush vinyl
82A	65B	Light blue crush vinyl and medium blue crush vinyl
85	65B	Red crush all vinyl
85A	65B	Red crush all vinyl
86	65B	Black crush all vinyl
86A	65B	Black crush all vinyl
89	65B	Medium palomino crinkle all vinyl
89A	65B	Medium palomino crinkle all vinyl

1964 TRIM SCHEME CODES - continued

AS LISTED ON PATENT PLATE

CODE	BODY TYPE	TRIM SCHEME
FAIRLANE - CONTINUED		
061	54B	Black crush vinyl and black vachette vinyl
121	54A	Light blue crush vinyl and medium blue bar O pattern cloth
121	62A	Light blue crush vinyl and medium square puff cloth
122	54A, 62A	Light blue crush vinyl and medium blue wheel pattern cloth
123	54A	Light blue crush vinyl and medium blue bar O pattern cloth
123	62A	Light blue crush vinyl and medium blue wheel pattern cloth
124	62A	Light blue crush vinyl and medium blue kirby pattern cloth
125	62A	Light blue crush vinyl and medium blue bar O pattern cloth
126	62A	Light blue crush vinyl and medium blue wheel pattern cloth
127	62A	Light blue crush vinyl and medium blue bar O pattern cloth
128	62A	Light blue crush vinyl and medium blue bar O pattern cloth
129	54A, 62A	Light blue crush vinyl and medium blue tartan pattern cloth
129	62A	Light blue crush vinyl and medium blue bar O pattern cloth
141	54A, 62A	Light gold crush vinyl and light gold square puff cloth
142	54A	Light gold crush vinyl and light gold wheel pattern cloth
142	62A	Light beige crush vinyl and medium beige bar O pattern cloth
143	54A	Light gold crush vinyl and light gold wheel pattern cloth
143	62A	Light gold crush vinyl and medium gold ellipse pattern cloth
144	54A	Light gold crush vinyl and medium gold ellipse pattern cloth
144	62A	Light beige crush vinyl and medium beige bar O pattern cloth
145	54A	Light beige crush vinyl and medium beige bar O pattern cloth
149	54A, 62A	Light beige crush vinyl and medium palomino tartan pattern cloth
151	54A	Red crush vinyl and red bar O pattern cloth
151	62A	Red crush vinyl and red square puff cloth
152	54A	Red crush vinyl and red ellipse pattern cloth
152	62A	Red crush vinyl and red bar O pattern cloth
153	54A, 62A	Red crush vinyl and red wheel pattern cloth
155	54A	Red crush vinyl and red sheen cloth
155	62A	Red crush vinyl and red kirby pattern cloth
156	62A	Red crush vinyl and red wheel pattern cloth
157	54A	Red crush vinyl and red square puff cloth
157	62A	Red crush vinyl and red ellipse pattern cloth
158	54A	Red crush vinyl and red bar O pattern cloth
159	54A, 62A	Red crush vinyl and red tartan pattern cloth
161	54A	Black crush vinyl and black sheen cloth
162	62A	Black crush vinyl and black kirby pattern cloth
162	54A	Black crush vinyl and black kirby pattern cloth
171	54A, 62A	Light turquoise crush vinyl and medium turquoise wheel pattern cloth
172	54A	Light turquoise crush vinyl and medium turquoise wheel pattern cloth
172	62A	Light turquoise crush vinyl and medium turquoise ellipse pattern cloth
173	54A	Light turquoise crush vinyl and medium turquoise ellipse pattern cloth
221	54B, 62B	Light blue crush vinyl and medium blue crush vinyl
221	65A	Light blue crush vinyl and medium blue wheel pattern cloth
222	62B	Light blue crush vinyl and medium blue crush vinyl
222	65A	Light blue crush vinyl and medium blue ellipse pattern cloth
223	65A	Medium blue crush vinyl and light blue crush vinyl
229	54B, 62B, 65A	Light blue crush vinyl and medium blue gothic pattern cloth
241	54B, 62B, 65A	Light gold crush vinyl and light gold crush vinyl
242	65A	Light gold crush vinyl and light gold wheel cloth
243	65A	Light gold crush vinyl and beige ellipse pattern
249	54B, 62B, 65A	Light beige crush vinyl and medium palomino gothic pattern cloth
251	54B, 62B, 65A	Red crush all vinyl
252	62B	Red crush all vinyl
252	65A	Red crush vinyl and red wheel pattern cloth

1964 TRIM SCHEME CODES - continued

AS LISTED ON PATENT PLATE

CODE	BODY TYPE	TRIM SCHEME
------	-----------	-------------

FAIRLANE - CONTINUED

253	62B	Black crush vinyl and black vachette vinyl
253	65A	Red crush vinyl and red ellipse pattern cloth
255	65A	Red crush vinyl and red sheen cloth
259	54B, 62B, 65A	Red crush vinyl and red gothic pattern cloth
271	65A	Light turquoise crush vinyl and medium turquoise wheel pattern cloth
272	65A	Light turquoise crush vinyl and medium turquoise ellipse pattern cloth
279	54B, 62B, 65A	Light turquoise crush vinyl and medium turquoise gothic pattern vinyl
421	71D	Light blue crush vinyl and light blue preline pattern vinyl
422	71D	Light blue crush vinyl and medium blue crush vinyl
423	71D	Light blue crush vinyl and medium blue crush vinyl
424	71D	Light blue crush vinyl and light blue preline pattern vinyl
425	71D	Light blue crush vinyl and light blue preline pattern vinyl
441	71D	Light beige crush vinyl and light beige preline pattern vinyl
569	65B	Black crush vinyl and black carthage cloth
621	54B	Light blue crush vinyl and medium blue crush vinyl
621	71B	Light blue crush vinyl and medium blue crush vinyl
651	71B	Red crush all vinyl
652	71B	Red crush all vinyl
653	71B	Red crush all vinyl
661	71B	Black crush vinyl and black vachette vinyl
749	71B	Light beige crush vinyl and light beige carthage cloth
821	65B	Light blue crush vinyl and medium blue crush vinyl
822	65B	Light blue crush vinyl and medium blue crush vinyl
851	65B	Red crush all vinyl
852	65B	Red crush all vinyl
861	65B	Black crush all vinyl
862	65B	Black crush all vinyl

THUNDERBIRD

50		Light rose beige crinkle all vinyl
50A		Light rose beige crinkle all vinyl
51		Light silver blue crinkle all vinyl
51A		Light silver blue crinkle all vinyl
51B		Light silver mink crinkle all vinyl
52		Light blue crinkle all vinyl
52A		Light blue crinkle all vinyl
53		White crinkle all vinyl
54		Light beige crinkle all vinyl
54A		Light beige crinkle all vinyl
54B		Light beige crinkle all vinyl
55		Red crinkle all vinyl
55A		Red crinkle all vinyl
55B		Red crinkle all vinyl
56		Black crinkle all vinyl
56A		Black crinkle all vinyl
56B		Black crinkle all vinyl
57		Light turquoise crinkle all vinyl
57A		Light turquoise crinkle all vinyl
57B		Light aqua crinkle all vinyl
58		Light aztec gold crinkle all vinyl
58A		Light aztec gold crinkle all vinyl
59		Medium palomino crinkle all vinyl
59A		Medium palomino crinkle all vinyl
71		Light silver blue crinkle vinyl and light silver blue pompeii pattern cloth
71A		Light silver blue crinkle vinyl and light silver blue pompeii pattern cloth

1964 TRIM SCHEME CODES - continued

AS LISTED ON PATENT PLATE

CODE	BODY TYPE	TRIM SCHEME
THUNDERBIRD - CONTINUED		
72		Light blue crinkle vinyl and medium blue pompeii pattern cloth
72A		Light blue crinkle vinyl and medium blue pompeii pattern cloth
74		Light beige crinkle vinyl and light beige pompeii pattern cloth
74A		Light beige crinkle vinyl and light beige pompeii pattern cloth
76		Black crinkle vinyl and black pompeii pattern cloth
76A		Black crinkle vinyl and black pompeii pattern cloth
82		Light blue crinkle all leather
82A		Light blue crinkle all leather
83		White crinkle all leather with black
83A		White crinkle all leather with black
85		Red crinkle all leather
85A		Red crinkle all leather
85B		Red crinkle all leather
86		Black crinkle all leather
86A		Black crinkle all leather
86B		Black crinkle all leather
89		Medium palomino crinkle all leather
89A		Medium palomino crinkle all leather

FALCON

12	54D, 62D	Light blue crush vinyl and medium blue band pattern cloth
14	54A, 54D, 62A, 62D	Light beige crush vinyl and medium beige band pattern cloth
15	54D, 62D	Red crush vinyl and red band pattern cloth
22	54B, 62B	Light blue crush vinyl and medium blue cord stripe pattern cloth
24	54B, 62B, 71C	Light beige crush vinyl and medium beige cord stripe pattern cloth
25	54B, 62B	Red crush vinyl and red cord stripe pattern cloth
27	54B, 62B	Light turquoise crush vinyl and medium turquoise cord stripe pattern cloth
44	59A, 66A, 71A, 78A	Light beige crush vinyl and medium beige steerhead pattern vinyl
62	54B, 62B, 63B, 63E, 71B, 71C	Light blue crush vinyl and medium blue crush vinyl
62	76A, 76E	Light blue crush vinyl and medium blue crush vinyl
64	54B, 62B, 63B	Light beige crush all vinyl
64	76A	Light beige crush all vinyl
65	54B, 62B, 63B, 63E, 66B, 71B, 71C, 78B	Red crush all vinyl
65	76A, 76E	Red crush all vinyl
66	63B, 63E, 66B, 71B, 71C, 78B	Black crush all vinyl
66	76A, 76E	Black crush all vinyl
67	63B, 63E	Light turquoise crush vinyl and medium turquoise crush vinyl
67	76A, 76E	Light turquoise crush vinyl and medium turquoise crush vinyl
69	63E, 71B, 71C	Medium palomino crinkle all vinyl
69	76E	Medium palomino crinkle all vinyl
82	62C, 63C, 63D, 63H	Light blue crush vinyl and medium blue crush vinyl
82	76B, 76D	Light blue crush vinyl and medium blue crush vinyl
84	62C	Light beige crush all vinyl
85	62C, 63C, 63D, 63H, 66H	Red crush all vinyl

1964 TRIM SCHEME CODES - continued

AS LISTED ON PATENT PLATE

CODE	BODY TYPE	TRIM SCHEME
FALCON - CONTINUED		
85	76B, 76D	Red crush all vinyl
86	63C, 63D, 63H, 66H	Black crush all vinyl
86	76B, 76D	Black crush all vinyl
87	63C, 63D, 63H	Light turquoise crush vinyl and medium turquoise crush vinyl
87	76B, 76D	Light turquoise crush vinyl and medium turquoise crush vinyl
89	63C, 63D, 63H	Medium palomino crinkle all vinyl
89	76B, 76D	Medium palomino crinkle all vinyl
121	54D, 62D	Light blue crush vinyl and medium blue band pattern cloth
122	54D, 62D	Light blue crush vinyl and medium blue band pattern cloth
123	62D	Light blue crush vinyl and medium blue barline cloth
129	54A, 54D, 62A, 62D	Light blue crush vinyl and medium blue T bar pattern cloth
141	54A, 54D, 62A, 62D	Light beige crush vinyl and light beige frost stripe cloth
151	54D, 62D	Red crush vinyl and red band pattern cloth
152	54D	Red crush vinyl and red ladder pattern cloth
152	62D	Red crush vinyl and red band pattern cloth
153	54D	Red crush vinyl and red band pattern cloth
153	62D	Red crush vinyl and red barline pattern cloth
154	54D, 62D	Red crush vinyl and red barline pattern cloth
159	54A, 54D, 62A, 62D	Red crush vinyl and red T bar pattern cloth
221	54B, 62B	Light blue crush vinyl and medium blue crush vinyl
229	54B, 62B	Light blue crush vinyl and medium blue gothic pattern cloth
249	54B, 62B, 71C	Light beige crush vinyl and medium ivy gold gothic pattern cloth
251	54B, 62B	Red crush all vinyl
259	54B, 62B	Red crush vinyl and red gothic pattern cloth
261	54B	Black crush all vinyl
261	62B	Black crush all vinyl
279	54B, 62B	Light turquoise crush vinyl and medium turquoise gothic pattern cloth
621	63B, 71B	Light blue crush vinyl and medium blue crush vinyl
651	63B, 71B	Red crush all vinyl
661	63B, 71B	Black crush all vinyl

BODY TYPE	R/L	PART NUMBER LESS SUFFIX	TRIM CODES, COLORS and APPLICABLE PART NUMBER SUFFIXES														Q T Y.
			SECOND CHARACTER of TRIM CODE														
TRIM CODES			1	2	3	4	5	7	8	9	0	0	ALL CODES	ALL CODES	OTHER	OTHER	
COLORS			GREY	BLUE	GREEN	BEIGE or BROWN	RED	TURQ.	GOLD or YELLOW	CHEST- NUT	SILVER BLUE	ROSE BEIGE	BLACK	WHITE	SEE FOOT- NOTE	SEE FOOT- NOTE	
020A78 DOOR - COWL TRIM PANEL FUSE ACCESS																	
S(63)	R	C4SZ 63020A78							AAK			AAH		ABA		1	
	R	C5SZ 63020A78		ABC			ABH	ABF	ABJ			ABD		ABB	◊ABE	1	
S(76)	R	C4SZ 76020A78							AAK			AAH		ABA		1	
	R	C5SZ 76020A78		ABC			ABH	ABF	ABJ			ABD		ABB	◊ABE	1	
02344-5 PANEL - COWL TRIM																	
A	R	C4AZ 6202344					AAE		AAF			AAG		AAK	◊AAH	1	
	L	C4AZ 6202345					AAE		AAF			AAG		AAK	◊AAH	1	
	R	C2AZ 6202344							BDD					BAG		1	
	L	C2AZ 6202345							BDD					BAG		1	
	R	C3AZ 6202344		AAB	AAC											1	
	L	C3AZ 6202345		AAB	AAC											1	
		351746-S13(UU89)	Screw-washer head, cross recess-No. 8-15 x 1 1/4"													6	
B	R	C4OZ 6202344					BFB		BFG			BFH		BFK	◊BFJ	1	
	L	C4OZ 6202345					BFB		BFG			BFH		BFK	◊BFJ	1	
	R	C3OZ 6202344		DAB												1	
	L	C3OZ 6202345		DAB												1	
	R	C5OZ 6202344							BGA					BGF		1	
	L	C5OZ 6202345							BGA					BGF		1	
		350075-S13(UU88)	Screw-washer head, cross recess-No. 8-15 x 3/4"													8	
S(63)	R	C4SZ 6302344						AAF	AAJ	AAK		AAD	AAH	ABA	◊AAG	1	
	L	C4SZ 6302345						AAF	AAJ	AAK		AAD	AAH	ABA	◊AAG	1	
	R	C5SZ 6302344		DBC		DBH							DBB		1		
	L	C5SZ 6302345		DBC		DBH							DBB		1		
S(76)	R	C4SZ 7602344		AAE				AAJ	AAK		AAD	AAH		DBA	◊AAG	1	
	L	C4SZ 7602345		AAE				AAJ	AAK		AAD	AAH		DBA	◊AAG	1	
	R	C5SZ 7602344				DBH	DBF						DBB		1		
	L	C5SZ 7602345				DBH	DBF						DBB		1		
S		*358844-S13	Screw-washer head, cross recess-No. 8-15													6	
X(exc. 76)	R	C4DZ 6202344		BAC		BAD									◊BAH	1	
	L	C4DZ 6202345		BAC		BAD									◊BAH	1	
	R	C5DZ 6202344					CFD	CFE					CFB		1		
	L	C5DZ 6202345					AAE	AAF					AAC		1		
X(76)	R	C4DZ 7602344		BAC		BAD	BAB						BAG	◊BAH	1		
	L	C4DZ 7602345		BAC		BAD	BAB						BAG	◊BAH	1		
X		351746-S13(UU89)	Screw-washer head, cross recess-No. 8-15 x 1 1/4"													8	
02600 WINDLACE - DOOR OPENING and QUARTER PILLAR																	
A		C4AZ 5824544					BFF									*	
		C1DB 7102906						A14					A13			*	
		C3DZ 7102906		ABD												*	
B, X		C4DZ 7102906					BFA									*	
		C1DB 7102906						A14					A13			*	
		C3DZ 7102906		ABD												*	
02906 WINDLACE - DOOR OPENING and QUARTER PILLAR - Refer to Group 02600																	
04104 VISOR - LESS ARM and BRACKET - UNPADDED																	
A(54, 62, 71)		C3AZ 6204104											AAB			2	
A(57, 63)		C4MY 6304104											DAJ			2	
B(exc. 65)		C3OZ 6204104											AAB			2	
B(65)		C3OZ 6504104											ACC			2	
X(exc. 63, 76)		C3DZ 6204104											AAB			2	
X(63)		C3DZ 6304104											ABD			2	

◊ Palomino

* Cut to fit

FORD CAR PARTS

1964
SOFT TRIM

1233

BODY TYPE	R/L	PART NUMBER LESS SUFFIX	TRIM CODES, COLORS and APPLICABLE PART NUMBER SUFFIXES													Q T Y.			
			SECOND CHARACTER of TRIM CODE																
			1	2	3	4 BEIGE or BROWN	5 RED	7 TURQ.	8 GOLD or YELLOW	9 CHEST- NUT	0 SILVER BLUE	0 ROSE BEIGE	ALL CODES BLACK	ALL CODES WHITE	OTHER SEE FOOT- NOTE		OTHER SEE FOOT- NOTE		
TRIM CODES →																			
COLORS →			GREY	BLUE	GREEN														
04104-5 VISOR - LESS ARM and BRACKET - PADDED																			
A(54, 62, 71)		C3AZ 6504104														AAB		2	
A(57, 63)		C3AZ 6304104														AAJ		2	
A(76)	R	C4AZ 7604104		AAD												AAB		1	
	L	C4AZ 7604105		AAD		AAC										AAB		1	
B(exc. 65)		C3OZ 6204104														CAB		2	
B(65)		C3OZ 6504104														CCC		2	
X(exc. 63, 76)		C3DZ 6204104														BAB		2	
X(63)		C3DZ 6304104														BBD		2	
04200 ATTACHING KIT - INSTRUMENT PANEL PAD - Refer to Group in Body Section																			
04290 PAD - INSTRUMENT PANEL - UPPER																			
A		C4AZ 6204290		AAD		AAE	AAC	AAF								AAB		1	
B		C4OZ 6204290		FFA			FFG											1	
S		C4SZ 6304290														CAB		1	
X		C4DZ 5404290		AAD			AAC									AAB		1	
04632 FILLER - IN INSTRUMENT PANEL LOWER FINISH PANEL																			
S		C5SZ 6304632		CBC								CBD			CBB			1	
112A52-3 COVER - REAR FLOOR PAN REAR CORNER EXTENSION - Refer to Group 11488																			
11488 COVER - SEAT BACK and FLOOR																			
A(71), B(71)		C4AZ 7111488				AFF												*	
		C0AB 7111488					A09											*	
		C3AZ 7111488		AAJ														*	
11583 COVER - AUXILIARY FLOOR - Refer to Group 11488																			
12040 COVER - REAR FLOOR FRONT RISER - Refer to Group 11488																			
13000 CARPET - FRONT FLOOR																			
A(exc. 57C, 63C, 76B)		C4AZ 6213000		AAD		AAE	AAC	AAF								AAB		1	
S	R	C4SZ 6313000		BAE												BAB		◇1	
	L	C4SZ 6313001		BAE												BAB		1	
X(exc. 76)-w/o 4 speed trans.		C4DZ 6213000														EAF		1	
X(exc. 76)-w/4 speed trans.		C4DZ 6213000					DAB											1	
A, X		350075-S13(UU88)		Screw-washer head, cross recess-No. 8-15 x 3/4"															AR
13000 MAT - FRONT FLOOR																			
A(exc. 57C, 63C, 76B)-w/o 4 speed trans.		C4AZ 6213000		CAB		CAD										DAB		1	
B(exc. 65B)-w/o 4 speed trans.		C5OZ 6213000														BAC		1	
		C3OZ 7113000		ACC														1	
X(exc. 76)-w/o 4 speed trans.		C4DZ 6213000														GAB		1	
		C4DZ 5913000		CAE		CAD												1	

* Cut to fit ◇ Covers front and rear floor

BODY TYPE	R/L	PART NUMBER LESS SUFFIX	TRIM CODES, COLORS and APPLICABLE PART NUMBER SUFFIXES												QTY.	
			SECOND CHARACTER of TRIM CODE													
TRIM CODES			1	2	3	4	5	7	8	9	0	0	ALL CODES	ALL CODES	OTHER	OTHER
COLORS			GREY	BLUE	GREEN	BEIGE or BROWN	RED	TURQ.	GOLD or YELLOW	CHEST- NUT	SILVER BLUE	ROSE BEIGE	BLACK	WHITE	SEE FOOT- NOTE	SEE FOOT- NOTE
13040 MAT - AUXILIARY FLOOR																
A(71)		C2AZ 7113040		ACG												1
13046 CARPET - REAR FLOOR																
A(54)		C4AZ 5413046				AAE										1
13046 MAT - REAR FLOOR																
A		C4AZ 5413046											BAB			1
B-heavy duty		C2OZ 5413046											BBA			1
B-regualr duty		C3OZ 5413046											ABE			1
13051 PAD - REAR FLOOR - ALL PURPOSE - REVERSIBLE																
A(59, 71), B(71), X(59, 71)		C6AZ 7113051		▲C		◆B							*A			1
13086 MAT - FRONT FLOOR - TWO PIECE CONTOUR - RUBBER																
S		C6SZ 6313086													#A	1
B, X-exc. console		C5DZ 6213086											A	◇F		1
13106 MAT - REAR FLOOR TWO PIECE - RUBBER																
S		C4SZ 6313106		B	C								E	D		1
20130 POCKET KIT - DOOR STORAGE - DRAW STRING TYPE - INCLUDES ATTACHING PARTS																
A, B, S, X		C3RZ 6220130											A			1
		C6AZ 6220130		D		B	C		A							1

BODY TYPE	R/L	PART NUMBER LESS SUFFIX	TRIM CODES AND APPLICABLE PART NUMBER SUFFIXES												QTY.
			TRIM CODES												
TRIM CODES			12	14	15	16	17	22	24	64	72	74	75		
23942-3 PANEL - FRONT DOOR TRIM															
A(54A)	R	C4AZ 5423942			AAE			ACB					AAE		
	L	C4AZ 5423943	AAD	AAE	AAE	AAB	AAF		ACC	ACC	AAD	AAE	AAE		
A(63B)	R	C4AZ 6323942	AAD		AAE	AAB	AAD		AAE	AAE	AAE	AAE			
	L	C4AZ 6323943	AAD	AAE	AAE	AAB	AAD	AAE	AAE	AAE	AAE	AAE			
A(71A, B, C, E)	R	C4AZ 5423942			ACB	ACB			AAE						
	L	C4AZ 5423943	AAE				ACC	ACC	AAD	AAE	AAE	AAE			
A(76A)	R	C4AZ 6323942	AAD		AAE	AAB									
	L	C4AZ 6323943	AAD	AAE	AAE	AAB									
S(63A, 76)-w/ arm rest	R	C4SZ 6323942		LBA	LAB				LAB		LBA	LAB			
	L	C4SZ 6323943	NAE	NBA		NAK	NAG	NAE		NAE	NBA		NAG		

◇ Palomino

* Charcoal and Red

◆ Blue and Grey

◆ Brown and Grey

Burgundy

FORD CAR PARTS

1964
SOFT TRIM

1235

BODY TYPE	R/L	PART NUMBER LESS SUFFIX	TRIM CODES AND APPLICABLE PART NUMBER SUFFIXES								Q T Y.
23942-3 PANEL - FRONT DOOR TRIM - continued											
TRIM CODES →			52, 52A	53	58, 58A	72, 72A	82, 82A	83, 83A			
S(63B)-w/arm rest	L	C4SZ 6323943	RAE	RBA	RAK	RAE	RAE	RBA			1
TRIM CODES →			14								
X(54A, D)	L	C4DZ 5423943	AAD								1
TRIM CODES →			25	65	85						
X(62B, C)	L	C4DZ 6223943	AAE	AAE	AAE						1
TRIM CODES →			65	85							
X(63, 66H, 76)	L	C4DZ 6223943	AAE	AAE							1
TRIM CODES →			44								
X(71A)	L	C4DZ 5423943	AAD								1

BODY TYPE	R/L	PART NUMBER LESS SUFFIX	TRIM CODES, COLORS and APPLICABLE PART NUMBER SUFFIXES												Q T Y.		
TRIM CODES →			SECOND CHARACTER of TRIM CODE										ALL CODES	ALL CODES	OTHER	OTHER	
COLORS →			1	2	3	4	5	7	8	9	0	0	BLACK	WHITE	SEE FOOT- NOTE	SEE FOOT- NOTE	
			GREY	BLUE	GREEN	BEIGE or BROWN	RED	TURQ.	GOLD or YELLOW	CHEST- NUT	SILVER BLUE	ROSE BEIGE					

24140-1 REST - FRONT DOOR ARM - INCLUDES ATTACHING PARTS																	
A(54A, 57B, 62A, 63B, 76A)	R	C4AZ 6224140		DFE		DFG		DGA									1
	L	C4AZ 6224141		DFE		DFG		DGA								DFK	1
	R	C3AZ 6224140					ABC					ACD					1
	L	C3AZ 6224141					ABC					ACD					1
A(54B, E, 62B, E, 71B, C)-12 3/8" long	R	C4AZ 6224140		CFH													1
	L	C4AZ 6224141				CFE		CFG									1
	R	C3AZ 6224140					AAG										1
	L	C3AZ 6224141					AAG										1
A(57C, 63C, 76B)		C4AZ 6324140					AAF				AAB	AAH				2	
A(71)-14 3/8" long frt. and rear doors	R	C4AZ 6224140		DFE		DFG		DGA									1
	L	C4AZ 6224141		DFE		DFG		DGA								DFK	1
	R	C3AZ 6224140					ABC					ACD					1
	L	C3AZ 6224141					ABC					ACD					1
A(71B, C)-10 3/8" long-rear door	R	C3AZ 5427540					AAG										1
	L	C4AZ 5427541				BFF											1
	R	C3DZ 5427540		ACJ													1
	L	C3DZ 5427541		ACJ													1
B(54A, 62A, 71D)-frt. and rear doors	R	C4OZ 6224140				AFB											1
	L	C4OZ 6224141		AFA		AFB											1
	R	C5TZ 8124140					AGA										1
	L	C5TZ 8124141					AGA										1
B(54B, 62B, 65, 71B)-front and rear doors	R	C3DZ 5427540		ACJ													2
	R	C3AZ 5427540					AAG										2
	L	C4AZ 5427541				BFF											2
	L	C3MY 5427541										ADC					2
	L	C3DZ 5427541		ACJ													2

◇ Palomino

BODY TYPE	R/L	PART NUMBER LESS SUFFIX	TRIM CODES, COLORS and APPLICABLE PART NUMBER SUFFIXES													Q T Y.	
			SECOND CHARACTER OF TRIM CODE										ALL CODES	ALL CODES	OTHER		OTHER
TRIM CODES →			1	2	3	4	5	7	8	9	0	0					
COLORS →			GREY	BLUE	GREEN	BEIGE or BROWN	RED	TURQ.	GOLD or YELLOW	CHEST- NUT	SILVER BLUE	ROSE BEIGE	BLACK	WHITE	SEE FOOT- NOTE	SEE FOOT- NOTE	
24140-1 REST - FRONT DOOR ARM - continued																	
X(54A, D, 59, 62A, D, 66A, B, 71A, B, 78)- frt. and rear doors	R	C5TZ 8124141						AGA									2
	L	C5TZ 8124140						AGA									2
	R	C8TZ 8124141											ACA				2
	L	C8TZ 8124140											ACA				2
	R	C4OZ 6224141		AFA		AFB											2
L	C4OZ 6224140				AFB											2	
X(54B, 62B, C, 63, 66H, 71C, 76)- front door	R	C3DZ 7624140						ACB									1
	L	C3DZ 7624141						ACB					ACC				1
	L	C3DZ 6224141		ABJ													1
X(54B, 71C)- rear door	R	C3AZ 5427540						AAG									1
	R	C3DZ 5427540			ACJ												1
	L	C3DZ 5427541			ACJ												1
	L	C3MY 5427541											ADC				1
	L	C4AZ 5427541				BFF											1
243A00 WELT - CENTER BODY PILLAR																	
X(54, 71)		C0DB 58243A00											C				4
24346-7 PANEL - CENTER BODY PILLAR FINISH																	
B(54, 71)	R	C4OZ 5424346				BFA		BFB				ABD	◇BFC				1
	L	C4OZ 5424347				BFA		BFB					◇BFC				1
	R	C3OZ 5424346		A													1
	L	C3OZ 5424347		A													1
	L	C5OZ 7124347											BFK				1
24486 WINDLACE - CENTER BODY PILLAR																	
A(54, 71)		C4AZ 5424486				AFF											1
		C2AZ 5424486					AAJ										1
		C3MY 5424486		BAC													1
B(54, 71)		C3OZ 5424486		BAB													1
24544 WINDLACE - DOOR OPENING and QUARTER PILLAR - Refer to Group 02600																	
27406-7 PANEL - REAR DOOR TRIM																	
BODY TYPE	R/L	PART NUMBER LESS SUFFIX	TRIM CODES AND APPLICABLE PART NUMBER SUFFIXES													Q T Y.	
TRIM CODES →			14	15	74	75											
A(54A)	R	C4AZ 5427406	AAE		AAE												1
	L	C4AZ 5427407		AAE		AAE											1
27540-1 REST - REAR DOOR ARM - Refer to Group 24140-1																	
31012-3 PANEL - QUARTER TRIM																	
TRIM CODES →			16	76													
A(63B)	R	C4AZ 6331012	AAB	AAB													1
	L	C4AZ 6331013	AAB	AAB													1
TRIM CODES →			55	55A	55B	85	85A	85B									
S(63A, 76)	L	C5SZ 6331013	NBF	NBF	NBF	NBF	NBF	NBF									1

BODY TYPE	R/ L	PART NUMBER LESS SUFFIX	TRIM CODES, COLORS and APPLICABLE PART NUMBER SUFFIXES												Q T Y.		
			SECOND CHARACTER of TRIM CODE										ALL CODES	ALL CODES		OTHER	OTHER
			1	2	3	4	5	7	8	9	0	0					
TRIM CODES	GREY	BLUE	GREEN	BEIGE or BROWN	RED	TURQ.	GOLD or YELLOW	CHEST- NUT	SILVER BLUE	ROSE BEIGE	BLACK	WHITE	SEE FOOT- NOTE	SEE FOOT- NOTE			
31112-3 PANEL - QUARTER TRIM REAR																	
A(71)	R	C4AZ 7131112	AFG	AFH	AFF										1		
	L	C4AZ 7131113			AFF										1		
		350075-S13(UU88)	Screw-washer head, cross recess-No. 8-15 x 3/4"												4		
B(71)	R		Refer to Group 47042 in Body Section														
	L	C4OZ 7131113	AFH	AFF									AAB		1		
	L	C5OZ 7131113													1		
		350075-S13(UU88)	Screw-washer head, cross recess-No. 8-15 x 3/4"												4		
X(59, 71)	R		Refer to Group 47042														
	L	C5DZ 5931113			BGC							BGB			1		
31406 STRAP - REAR DOOR ASSIST																	
A(54B, E)		C4AZ 5831406			AFF										1		
31448-9 WINDLACE - QUARTER PILLAR - Refer to Group 02600																	
31466 WELT - QUARTER WHEELHOUSE FLANGE COVER																	
X(54,62,63,76)		C0DB 58243A00											*C		1		
31690 BUTTON - QUARTER ARM REST PLUG																	
S		C4SZ 6331690	AAE	AAC	AAF	AAJ	AAK		AAD	AAH	AAB	ABA	AAAG		4		
31750-1 COVER - QUARTER WHEELHOUSE - IN LUGGAGE COMPARTMENT																	
S(63)	R	C1SZ 6331750	CAB												1		
45406-7 COVER - LUGGAGE COMPARTMENT FLOOR SIDE																	
S(63)	R	C4SZ 6345406	BAB												1		
	L	C4SZ 6345407	BAB												1		
45416-7 LININGBOARD - LUGGAGE COMPARTMENT SIDE																	
A(exc. 71)	R	C4AZ 6245416	AAB												1		
	L	C4AZ 6245417	AAB												1		
S(63)	L	C4SZ 6345417	BAB												1		
45422 COVER - LUGGAGE COMPARTMENT SIDE																	
S(63)	R	C4SZ 6345422	AAB												1		
45444 LININGBOARD - LUGGAGE COMPARTMENT FRONT																	
S(63)		C4SZ 6345444	AAB												1		
45456 MAT - LUGGAGE COMPARTMENT FLOOR																	
A(exc. 71)		C4AZ 6245456	AAB												1		
B(exc. 71)		C4OZ 6245456	AAB												1		
X(54, 62, 63)-w/ctr. mtd. spare wheel		C4DZ 6245456	AAB												1		
w/R. H. mounted spare wheel		C5DZ 6245456	FFA												1		
X(76)		C4DZ 7645456	AAB												1		
45489 COVER - LUGGAGE COMPARTMENT FUEL FILLER HOUSING																	
A(exc. 71)		C4AZ 6245489	AAB												1		
S		C4SZ 6345489	AAB												1		
45522-3 LININGBOARD - LUGGAGE COMPARTMENT REAR																	
S(63)	R	C4SZ 6345522	AAB												1		
	L	C4SZ 6345523	AAB												1		

◇ Palomino

* Cut to fit

BODY TYPE	R/ /L	PART NUMBER LESS SUFFIX	TRIM CODES, COLORS and APPLICABLE PART NUMBER SUFFIXES												Q T Y.		
			SECOND CHARACTER of TRIM CODE														
TRIM CODES			1	2	3	4	5	7	8	9	0	0	ALL CODES	ALL CODES	OTHER	OTHER	
COLORS			GREY	BLUE	GREEN	BEIGE or BROWN	RED	TURQ.	GOLD or YELLOW	CHEST- NUT	SILVER BLUE	ROSE BEIGE	BLACK	WHITE	SEE FOOT- NOTE	SEE FOOT- NOTE	
45546 COVER - LUGGAGE COMPARTMENT FLOOR CENTER																	
S(63)		C4SZ 6345546	BAB														1
45568 COVER - LUGGAGE COMPARTMENT FUEL FILLER PIPE																	
S(63)		C4SZ 6345568	AAB														1
465A38 BUTTON - PACKAGE TRAY TRIM																	
S		C4SZ 63465A38	AAE		AAC	AAF	AAJ	AAK		AAD	AAH	AAB	ABA	AAAG			1
		C5SZ 6363520-A	Retainer														1
		371001-S2	Nut-spring-3/32"														2
		(MM265B)															
46656 PANEL - PACKAGE TRAY TRIM																	
A(63B)		C3AZ 6346656											ACD				1
A(63C)		C4AZ 6346656						BAF					BAB				1
S(63)-w/o speaker		C4SZ 6346668														\$A	1
S(63)-w/speaker		C4SZ 6346668														\$B	1
47042 COVER - SPARE WHEEL WELL																	
X(59, 71, 78)		C5DZ 7147042						AGD						AGA			1
		C3DZ 5947042	ABD														1
B(71)			Refer to Group 47042 in Body Section														
501A02-3 REST - TONNEAU COVER HEAD																	
S(76)	R	C4SZ 76501A02											AAD				1
	L	C4SZ 76501A03											AAD				1
		52727-S8(U382)	Screw-pan head, cross recess-No. 10-12 x 1/2"														2
		34805-S8(X62)	Lockwasher-spring-1/4"														16
		44719-S8(X17)	Washer-flat-1/4"														16
		33795-S8(M49)	Nut-hex. -1/4"-20														16
		72016-S7(N44)	Pin-cotter-3/4"														2
501A34 COVER - TONNEAU - LESS HEAD RESTS																	
S(76)		C4SZ 76501A34														\$A	1
		C4SZ 76501A36-A	Retainer														2
		C2SZ 7654810-A	Loop-retaining														1
		*50419-S13	Screw-oval head, cross recess-No. 10-32 x 3/4"														2
		34803-S7(X60)	Lockwasher-spring-No. 10														2
		34079-S7(M163)	Nut-hex. -No. 10-32														2
51338 WEATHERSTRIP - FOLDING TOP NO.1 BOW																	
A(76), X(76)		C3AZ 7651338	*C										*A	*B			1
S(76)		C4SZ 7651338	AAD										AAB	AAC			1
51416 MOULDING - FOLDING TOP NO.4 BOW OUTSIDE - INCLUDES RETAINER																	
A(76), S(76), X(76)		C3AZ 7651416	*F										*D	*E			1
		C3AZ 76514A00-A	End tip														2
		357556-S15(UU53)	Screw-oval head, cross recess-No. 6-18 x 7/8"														2
51916 HEADLINING - ROOF																	
A(54, 62)		C4AZ 6251916												AAB			1
A(71)			Refer to Group 52016														
B(54, 62)		C4OZ 6251916												AAB			1
B(65)		C4OZ 6551916												AAE			1
S		C4SZ 6351916												AAB			1
X(54, 62)		C4DZ 6251916												AAB			1

◇ Palomino \$ Paint to match * Cut to fit

BODY TYPE	R/L	PART NUMBER LESS SUFFIX	TRIM CODES, COLORS and APPLICABLE PART NUMBER SUFFIXES											Q T Y.			
			SECOND CHARACTER of TRIM CODE										ALL CODES		ALL CODES	OTHER	OTHER
TRIM CODES →			1	2	3	4	5	7	8	9	0	0					
COLORS →			GREY	BLUE	GREEN	BEIGE or BROWN	RED	TURQ.	GOLD or YELLOW	CHEST- NUT	SILVER BLUE	ROSE BEIGE	BLACK	WHITE	SEE FOOT- NOTE	SEE FOOT- NOTE	
52016 TRIM KIT - ROOF PANEL																	
A(71)		C3AZ 7152016												*AAC		AR	
52300 BINDING - FOLDING TOP NO.4 BOW - Refer to Group 51416																	
52300 BINDING - FOLDING TOP BELT RAIL																	
S(76)		C2SZ 7652300												A01	A02		1
		C3AZ 76514A00-A	End tip														2
		357556-S15(UU53)	Screw-oval head, cross recess-No. 6-18 x 7/8"														2
52500 WINDOW - FOLDING TOP BACK CURTAIN																	
A(76)		C4AZ. 7652500	AAD											AAB	AAC		1
S(76)		C4SZ 7652500	AAD											AAB	AAC		1
X(76)		C4DZ 7652500												AAB			1
A(76), S(76), X(76)		95460-S6(H10)	Fastener-socket														AR
		353504-S(HH4)	Fastener-button														AR
52700 TOP - FOLDING - LESS BACK CURTAIN and BOWS																	
S(76)		C4SZ 7652700	AAD											AAB			1
52852 PAD - FOLDING TOP SIDE QUARTER UPPER																	
S(76)		C4SZ 7652852												AAB			2
52874-5 CASE - FOLDING TOP SIDE QUARTER																	
S(76)	R	C4SZ 7652874												AAB			1
	L	C4SZ 7652875												AAB			1
53700 COVER - ROOF OUTSIDE																	
S(63)		C4SZ 6353700												AAC	AAB		1
		378368-S(UU74M)	Screw-pan head, cross recess-No. 6-32 x 3/8"														10
		378367-S(XX44B)	Washer-flat-No. 6														10
		376330-S2(GG121)	Clip-trim														10
		★378394-S	Screw-pan head, cross recess-No. 6-32 x 1/4"														6
BODY TYPE	R/L	PART NUMBER LESS SUFFIX	TRIM CODES AND APPLICABLE PART NUMBER SUFFIXES											Q T Y.			
60032-3 BACK KIT - REAR SEAT- CONSISTS OF SPRINGS, PADS, WIRE and INSTRUCTION SHEET - SHIPPED K.D.																	
TRIM CODES →			All														
S	R	C4SZ 6360032	A														1
	L	C4SZ 6360033	A														1
60050 CUSHION KIT - FRONT SEAT- CONSISTS OF SPRINGS, PADS, WIRE and INSTRUCTION SHEET - SHIPPED K.D.																	
TRIM CODES →			All														
S		C4SZ 6360050	A														1
60136 BACK KIT - FRONT SEAT- CONSISTS OF SPRINGS, PADS, WIRE and INSTRUCTION SHEET - SHIPPED K.D.																	
TRIM CODES →			All														
A(57C, 63C, 76B)		C5AZ 6360136	A														2
S-w/o reclining seat		C5SZ 6360136	A														2
S-w/reclining seat		C5SZ 6360136	B														1
	L	C5SZ 6360136	A														1
X(63C, D, H)		C5DZ 6360136	A														2

* Use one per each section.

◇ Used with Black, Blue or White tops.

BODY TYPE	R/L	PART NUMBER LESS SUFFIX	TRIM CODES, COLORS and APPLICABLE PART NUMBER SUFFIXES																Q T Y.	
			SECOND CHARACTER of TRIM CODE										ALL CODES	ALL CODES	OTHER	OTHER				
TRIM CODES			1	2	3	4	5	7	8	9	0	0								
COLORS			GREY	BLUE	GREEN	BEIGE or BROWN	RED	TURQ.	GOLD or YELLOW	CHEST- NUT	SILVER BLUE	ROSE BEIGE	BLACK	WHITE	SEE FOOT- NOTE	SEE FOOT- NOTE				

60966-7 COVER - REAR SEAT CUSHION PANEL FLOOR - Refer to Group 11488

60968 COVER - AUXILIARY SEAT BACK PANEL FRONT FLOOR - Refer to Group 11488

60970 COVER - AUXILIARY SEAT BACK PANEL FLOOR REAR - Refer to Group 11488

BODY TYPE	R/L	PART NUMBER LESS SUFFIX	TRIM CODES AND APPLICABLE PART NUMBER SUFFIXES																Q T Y.

62900 COVER - FRONT SEAT CUSHION

TRIM CODES			32	34															
A(54E, 62E)		C4AZ 6262900	ADA	ADB															1
TRIM CODES			83	83A															
S		C4SZ 6362900	ABJ	ABJ															2

64416 COVER - FRONT SEAT BACK

TRIM CODES			34															
A(54E)		C4AZ 5464416	ADB															1
TRIM CODES			57B															
S		C4SZ 6364416	ACH															2

BODY TYPE	R/L	PART NUMBER LESS SUFFIX	TRIM CODES, COLORS and APPLICABLE PART NUMBER SUFFIXES																Q T Y.	
			SECOND CHARACTER of TRIM CODE										ALL CODES	ALL CODES	OTHER	OTHER				
TRIM CODES			1	2	3	4	5	7	8	9	0	0								
COLORS			GREY	BLUE	GREEN	BEIGE or BROWN	RED	TURQ.	GOLD or YELLOW	CHEST- NUT	SILVER BLUE	ROSE BEIGE	BLACK	WHITE	SEE FOOT- NOTE	SEE FOOT- NOTE				

64466 COVER and PAD KIT - AUXILIARY SEAT CUSHION and BACK

B(71)		ΔC3OZ 7164466	A															1
		ΔC4OZ 7164466	B															1
			D															1
			▲E															1

64824 ORNAMENT - FRONT and REAR SEAT BACK

A(57C, 63C, 76B)- front seat back -rear seat back		C4AZ 6364824														\$A	2 2	
B(54B, 62B, 65)- front seat back -rear seat back		C4OZ 6264824														\$A	AR AR	
S		C4SZ 6364824	AFA	AFD	AFB	AFE	▲AFC											2
		C3SZ 6364824	A	G	B	J	D											2
		C3SZ 6363520-A	Retainer													2		
		C4SZ 6364825-A	Plate-mounting													2		
		371001-S2 (MM265B)	Nut-spring-3/32"													4		
X(54C, 63C, D, H, 66H, 71B, C, 76B, 76D) -front seat back -rear seat back		C4DZ 6264824														\$A	AR AR	
A, B, X		45032-S2(U116)	Nut-spring-3/32"													8		

BODY TYPE	R/L	PART NUMBER LESS SUFFIX	TRIM CODES AND APPLICABLE PART NUMBER SUFFIXES																Q T Y.

66600 COVER - REAR SEAT BACK

TRIM CODES			32															
A(54E, 62E)		C4AZ 6266600	ADA															1

Δ Includes rear bumper step assembly

▲ Palomino

\$ Chrome